



Medium- and
Heavy-Duty Fuel Efficiency
Improvement Program

Draft Environmental Impact Statement

Appendices

October 2010



APPENDIX A

Sources Identified in Scoping Comments

Table A-1					
Sources Identified in Scoping Comments					
Comment No. (EIS Docket No.)	Name of Commenter	Full Title and Citation of Source With a Link if Available	Issue Addressed by Source	Peer Reviewed? (Yes/No)	Included in IPCC's Fourth Assessment Report? (Yes/No)
NHTSA-2010-0079-0002	Road Safe America	Kenworth Truck Company. 2010. <i>Available at:</i> < http://www.kenworth.com/1000_hom.asp >. Accessed: September 12, 2010.	Discusses fuel economy achievement by trucks lowering their speeds.	No	No
NHTSA-2010-0079-0002	Road Safe America	Transportation Research Board. 2008. Survey of Motor Carriers on Issues Surrounding Use of Speed-Limiting Devices on Large Commercial Vehicles. <i>Available at:</i> < http://pubsindex.trb.org/view.aspx?id=848159 >. Accessed: September 12, 2010.	Describes study of fuel economy achievement among motorcoach carriers using speed governors.	No	No
NHTSA-2010-0079-0004	Vernon Haltom, Individual	Wathen, J.L. 2010. BP Slick Covers Dolphins and Whales. <i>Available at:</i> < http://www.youtube.com/watch?v=pxDf-KkMCKQ >. Accessed: September 12, 2010.	Addresses the environmental effects of the BP oil spill disaster in the Gulf of Mexico.	No	No
NHTSA-2010-0079-0006	National Truck Equipment Association	National Academy of Sciences. 2010. Technologies and Approaches to Reducing the Fuel Consumption of Medium- and Heavy-Duty Vehicles. Last revised: 2010. <i>Available at:</i> < http://www.nap.edu/catalog/12845.html >. Accessed: September 12, 2010.	Approaches to measuring fuel economy, assess current and future technologies for reducing fuel consumption, and address how such technologies can be implemented.	Yes	No
NHTSA-2010-0079-0007	American Bus Association	American Bus Association. 2008. Motorcoach Census: A Benchmarking of the Size and Activity of the Motorcoach Industry in the United States and Canada. <i>Available at:</i> < www.buses.org >. Accessed: September 12, 2010	Provides census information on Motorcoaches in the United States and Canada.	No	No

Table A-1					
Sources Identified in Scoping Comments					
Comment No. (EIS Docket No.)	Name of Commenter	Full Title and Citation of Source With a Link if Available	Issue Addressed by Source	Peer Reviewed? (Yes/No)	Included in IPCC's Fourth Assessment Report? (Yes/No)
NHTSA-2010-0079-0008	Cummins Inc.	American Trucking Association. Recommendation 6: Supporting Fuel Economy Standards. <i>Available at:</i> < http://www.trucksdeliver.org/recommendations/fuel-economy.html >. Accessed: September 12, 2010.	Supports fuel efficiency standards.	No	No
NHTSA-2010-0079-0008	Cummins Inc.	Heavy-Duty Fuel Efficiency Leadership Group. 2010. Statement of Principles. See NHTSA-2010-0079-0008 on www.Regulations.gov .	Provides defining goals of the diverse multi-agency coalition of medium- and heavy-duty fleets and technology provider to inform and support NHTSA's rulemaking.	No	No
NHTSA-2010-0079-0008	Cummins Inc.	Seger, J. 2009. Framework for the Regulation of Greenhouse Gases from Commercial Vehicles. Cummins Inc.	Provides complimentary analysis to the National Academy of Sciences (NAS) suggesting a similar approach to NHTSA's proposed action alternatives.	No	No
NHTSA-2010-0079-0009	Daimler Trucks North America	<i>Presidential Memorandum Regarding Fuel Efficiency Standards</i> (May 21, 2010). <i>Available at:</i> < http://www.whitehouse.gov/the-press-office/presidential-memorandum-regarding-fuel-efficiency-standards >. Accessed: September 14, 2010.	Supports the regulation of medium- and heavy-duty vehicles.	No	No
NHTSA-2010-0079-0009	Daimler Trucks North America	National Academy of Sciences. 2010. Technologies and Approaches to Reducing the Fuel Consumption of Medium- and Heavy-Duty Vehicles. Last revised: 2010. <i>Available at:</i> < http://www.nap.edu/catalog/12845.html >. Accessed: September 12, 2010.	Addresses the issue of complexity of regulating medium-duty and heavy-duty trucks.	Yes	No

Table A-1					
Sources Identified in Scoping Comments					
Comment No. (EIS Docket No.)	Name of Commenter	Full Title and Citation of Source With a Link if Available	Issue Addressed by Source	Peer Reviewed? (Yes/No)	Included in IPCC's Fourth Assessment Report? (Yes/No)
NHTSA-2010-0079-0010	Navistar, Inc.	California Environmental Protection Agency - Air Resources Board. 2010. Memo on Public Workshop to Discuss Attributes of 2011 and Later Model Year Heavy-Duty Diesel Engines. <i>Available at:</i> < http://www.arb.ca.gov/msprog/mailouts/mso1003/mso1003.pdf >. Accessed: September 12, 2010.	Provides environmental impacts of the selective catalytic reduction (SCR) as a method of nitrogen oxide control for diesel on-road heavy-duty vehicles.	No	No
NHTSA-2010-0079-0010	Navistar, Inc.	California Environmental Protection Agency - Air Resources Board. 2010. What's New List Serve Post Display. Last revised: June 17, 2010. <i>Available at:</i> < http://www.arb.ca.gov/lispub/rss/displaypost.php?pno=4181 >. Accessed: September 12, 2010.	Includes additional information about the ARB Workshop.	No	No
NHTSA-2010-0079-0012	Volvo Group	U.S. Department of Energy. 2009. Research and Development Opportunities for Heavy Trucks. Last revised: June, 2009. <i>Available at:</i> < http://www1.eere.energy.gov/vehiclesandfuels/pdfs/truck_efficiency_paper_v2.pdf >. Accessed: September 12, 2010.	Discusses potential fuel efficiency gains in heavy trucks.	No	No
NHTSA-2010-0079-0015	South Carolina Department of Transportation	U.S. Census Bureau. 2002. 2002 Economic Census: Vehicle Inventory and Use Survey: Geographic Area Series. <i>Available at:</i> < http://www.census.gov/prod/ec02/ec02tv-us.pdf >. Accessed: September 12, 2010.	Provides definition for medium-duty truck classification.	No	No

Comment No. (EIS Docket No.)	Name of Commenter	Full Title and Citation of Source With a Link if Available	Issue Addressed by Source	Peer Reviewed? (Yes/No)	Included in IPCC's Fourth Assessment Report? (Yes/No)
NHTSA-2010-0079-0015	South Carolina Department of Transportation	Ogburn, M., L. Ramroth, and A. Lovins. 2008. Transformational Trucks: Determining the Energy Efficiency Limits of a Class-8 Tractor Trailer. Rocky Mountain Institute. <i>Available at:</i> < http://www.rmi.org/rmi/Library/T08-08_TransformationalTrucksEnergyEfficiency >. Accessed: September 12, 2010.	Compares to SCDOT's included diagram regarding aerodynamic losses data. See NHTSA-2010-0079-0015 on www.Regulations.gov for the SCDOT diagram.	Yes	No
NHTSA-2010-0079-0015	South Carolina Department of Transportation	National Renewable Energy Lab. 2010. Advanced Vehicles and Fuels Research. Last revised: June 9, 2010. <i>Available at:</i> < http://www.nrel.gov/vehiclesandfuels/ctts.html >. Accessed: September 12, 2010.	Suggests adopting fuel standard technologies of National Renewable Energy Lab for cab chassis configurations.	No	No
NHTSA-2010-0079-0015	South Carolina Department of Transportation	DOE (U.S. Department of Energy). 2010. Vehicle Technologies Program. Last revised: August 23, 2010. <i>Available at:</i> < http://www1.eere.energy.gov/vehiclesandfuels/index.html >. Accessed: September 15, 2010.	Suggests adopting fuel standard technologies of DOE for cab chassis configurations.	No	No
NHTSA-2010-0079-0017	TIAX LLC	Governor Schwarzenegger. California Executive Order No. S-3-05 (June 1, 2005). <i>Available at:</i> < http://gov.ca.gov/executive-order/1861/ >. Accessed: September 13, 2010.	Initiates the goal of an 80% reduction in greenhouse gas emissions from the 1990 base level by the year 2050.	No	No
NHTSA-2010-0079-0017	TIAX LLC	California Air Resources Board and California Energy Commission. 2007. State Alternative Fuels Plan. <i>Available at:</i> < http://www.energy.ca.gov/2007publications/CEC-600-2007-011/CEC-600-2007-011-CMF.PDF >. Accessed: September 13, 2010.	Suggests that developing electric drive technologies are a feasible way to achieve 80% reductions in greenhouse gas emissions in the light-duty truck sector.	No	No

Comment No. (EIS Docket No.)	Name of Commenter	Full Title and Citation of Source With a Link if Available	Issue Addressed by Source	Peer Reviewed? (Yes/No)	Included in IPCC's Fourth Assessment Report? (Yes/No)
NHTSA-2010-0079-0017	TIAX LLC	Jackson, M.D. and M. Chan. 2009. Achieving 2050 Greenhouse Emission Reductions in the On-Road Heavy Duty Vehicle Sector. Paper presented at the Clean Heavy Duty vehicle Conference and Expo, Asilomar Convention Center, Pacific Grove, CA. See NHTSA-2010-0079-0017 on www.Regulations.gov .	Outlines what would be required to achieve 80% reduction goal in medium- and heavy-duty vehicles in California.	No	No
NHTSA-2010-0079-0018	National Automobile Dealers Association	49 U.S.C. § 32901. Definitions. <i>Available at:</i> http://uscode.house.gov/download/pls/49C329.txt . Accessed: September 15, 2010.	Creates new definitions and standards from EPA regarding automobile fuel economy.	No	No
NHTSA-2010-0079-0018	National Automobile Dealers Association	49 CFR § 520. Procedures for Considering Environmental Impacts.	Provides framework for considering environmental impacts associated with manufacturing and maintenance of commercial vehicles.	No	No
NHTSA-2010-0079-0018	National Automobile Dealers Association	National Academy of Sciences. 2010. Technologies and Approaches to Reducing the Fuel Consumption of Medium- and Heavy-Duty Vehicles. Last revised: 2010. <i>Available at:</i> http://www.nap.edu/catalog/12845.html . Accessed: September 13, 2010.	Recommends potential technological changes and other approaches to lower emissions.	No	No
NHTSA-2010-0079-0020	The Aluminum Association, Inc.	National Academy of Sciences. 2010. Technologies and Approaches to Reducing the Fuel Consumption of Medium- and Heavy-Duty Vehicles. Last revised: 2010. <i>Available at:</i> http://www.nap.edu/catalog/12845.html . Accessed: September 13, 2010.	Addresses positive impacts that producing trucks using aluminum can have on fuel economy and emission reduction.	Yes	No

Table A-1					
Sources Identified in Scoping Comments					
Comment No. (EIS Docket No.)	Name of Commenter	Full Title and Citation of Source With a Link if Available	Issue Addressed by Source	Peer Reviewed? (Yes/No)	Included in IPCC's Fourth Assessment Report? (Yes/No)
NHTSA-2010-0079-0020	The Aluminum Association, Inc.	Casadei, A. and R. Broda. Aluminum Association Inc. 2010. Impact of Vehicle Weight Reduction on Class 8 Truck for Fuel Economy Benefits. <i>Available at:</i> < http://aluminumtransportation.org/downloads/RicardoStudy-FullReport-WeightImpactforClass8Trucks.pdf >. Accessed: September 13, 2010.	Addresses aluminum's positive impact on fuel efficiency.	No	No
NHTSA-2010-0079-0020	The Aluminum Association, Inc.	Zehnder, J., R. Pritzlaff, S. Lundberg, and B. Gilmont. Aluminum in Commercial Vehicles. European Aluminum Association AISBL. <i>Available at:</i> < http://www.eaa.net/upl/4/en/doc/Aluminium%20in%20Commercial%20Vehicles.pdf >. Accessed: September 13, 2010.	Gives context and research on potential for aluminum applications in commercial vehicles.	No	No
NHTSA-2010-0079-0020	The Aluminum Association, Inc.	European Aluminum Association. Aluminum in Trucks, Trailers and Buses. European Aluminum Association Factsheet. <i>Available at:</i> < http://www.eaa.net/en/press-room/fact-sheets/ >. Accessed: September 13, 2010.	Gives context and research on potential for aluminum applications in commercial vehicles.	No	No
NHTSA-2010-0079-0020	The Aluminum Association, Inc.	European Aluminum Association and Université de Technologie Troyes. 2009. Recycling Rates of Aluminum from End of Life Commercial Vehicles. <i>Available at:</i> < http://www.eaa.net/upl/4/en/doc/Recycling%20rates%20of%20aluminium%20from%20EOL%20commercial%20vehicles.pdf >. Accessed: September 13, 2010.	Gives context and research on potential for aluminum applications in commercial vehicles.	No	No

Table A-1					
Sources Identified in Scoping Comments					
Comment No. (EIS Docket No.)	Name of Commenter	Full Title and Citation of Source With a Link if Available	Issue Addressed by Source	Peer Reviewed? (Yes/No)	Included in IPCC's Fourth Assessment Report? (Yes/No)
NHTSA-2010-0079-0023	Allison Transmission, Inc.	Allison Transmission. 2010. White Paper on Allison Transmission Response to NAS Report. See NHTSA-2010-0079-0023 on www.Regulations.gov .	Addresses the issues the National Academy of Sciences report on fuel consumption of medium- and heavy-duty vehicles did not include that are important to improving fuel efficiency.	No	No
NHTSA-2010-0079-0023	Allison Transmission, Inc.	Allison Transmission. 2010. Comparison of Automatic Transmission vs. Automated Manual Transmission on CBD2 Drive Cycle. See NHTSA-2010-0079-0023 on www.Regulations.gov .	Compares whether or not the automatic transmission or the automated manual transmission provides better fuel efficiency using two graphs.	No	No
NHTSA-2010-0079-0024	Environmental Defense Fund and Sierra Club	The International Council on Clean Transportation. 2008. Heavy Duty Vehicles. <i>Available at:</i> http://www.theicct.org/programs/heavy_trucks/ . Accessed: September 13, 2010.	Assesses new and emerging technologies in reducing GHG emissions and improving fuel efficiency.	No	No
NHTSA-2010-0079-0024	Environmental Defense Fund and Sierra Club	National Academy of Sciences. 2010. Technologies and Approaches to Reducing the Fuel Consumption of Medium- and Heavy-Duty Vehicles. Last revised: 2010. <i>Available at:</i> http://www.nap.edu/catalog/12845.html . Accessed: September 13, 2010.	Recommends potential technological changes and other approaches to lower emissions.	Yes	No
NHTSA-2010-0079-0024	Environmental Defense Fund and Sierra Club	Stern, N. 2006. The Economics of Climate Change: The Stern Review. Cambridge University Press, United Kingdom. 700 pgs.	Uses various rates of discounting for climate change since there is currently no widely agreed-upon rate.	Yes	Yes
NHTSA-2010-0079-0024	Environmental Defense Fund and Sierra Club	U.S. EPA (United States Environmental Protection Agency). 2010. Climate Change Indicators in the United States. Last revised: June 15, 2010. <i>Available at:</i> http://www.epa.gov/climatechange/indicators.html . Accessed: September 13, 2010.	Addresses trends related to the causes and effects of climate change, especially in the United States	No	No

Table A-1					
Sources Identified in Scoping Comments					
Comment No. (EIS Docket No.)	Name of Commenter	Full Title and Citation of Source With a Link if Available	Issue Addressed by Source	Peer Reviewed? (Yes/No)	Included in IPCC's Fourth Assessment Report? (Yes/No)
NHTSA-2010-0079-0024	Environmental Defense Fund and Sierra Club	National Research Council of the National Academies. 2009. America's Climate Choices. <i>Available at:</i> < http://americasclimatechoices.org/ >. Accessed: September 13, 2010.	Provides policy advice based on science to guide mitigation efforts.	No	No
NHTSA-2010-0079-0024	Environmental Defense Fund and Sierra Club	U.S. EPA (United States Environmental Protection Agency). 2008. Technical Support Document on Benefits of Reducing GHG Emissions. <i>Available at:</i> < http://www.eenews.net/public/25/10084/features/documents/2009/03/11/document_gw_04.pdf >. Accessed: September 13, 2010.	Addresses the range of estimates of the Social Cost of Carbon (SCC) and lists impacts typically omitted from SCC models.	No	No
NHTSA-2010-0079-0024	Environmental Defense Fund and Sierra Club	75 FR 29399 (May 26, 2010). Motor Vehicles; Measures to Promote Fuel Efficiency, Alternative Fuels, and Technological Innovation.	Covers the following topics: Improving energy security, American competitiveness, job creation, and environmental protection through a transformation of our Nation's fleet of cars and trucks.	No	No
NHTSA-2010-0079-0024	Environmental Defense Fund and Sierra Club	<i>Presidential Memorandum Regarding Fuel Efficiency Standards</i> (May 21, 2010). <i>Available at:</i> < http://www.whitehouse.gov/the-press-office/presidential-memorandum-regarding-fuel-efficiency-standards >. Accessed: September 14, 2010.	Includes additional points that were not covered in NHTSA's notice of intent.	No	No
NHTSA-2010-0079-0024	Environmental Defense Fund and Sierra Club	42 U.S.C. § 32902(k)(2). Average Fuel Economy Standards.	Encourages NHTSA to develop many alternatives to develop a fuel efficiency improvement program as mandated in this code.	No	No
NHTSA-2010-0079-0024	Environmental Defense Fund and Sierra Club	Pub. L. No. 110-140, § 108, 121 Stat. 1492 (2007). Energy Independence and Security Act of 2007.	Mandates the creation of the NAS report that NHTSA's notice of intent did not adequately discuss.	No	No

Comment No. (EIS Docket No.)	Name of Commenter	Full Title and Citation of Source With a Link if Available	Issue Addressed by Source	Peer Reviewed? (Yes/No)	Included in IPCC's Fourth Assessment Report? (Yes/No)
NHTSA-2010-0079-0024	Environmental Defense Fund and Sierra Club	Office of Management and Budget. Circular A-4, 26 (Sept. 17, 2003). <i>Available at</i> < http://www.whitehouse.gov/sites/default/files/omb/assets/omb/circulars/a004/a-4.pdf >. Accessed: September 13, 2010.	Recognizes that some costs and benefits will be difficult to monetize and that other means of quantification should be considered.	No	No
NHTSA-2010-0079-0025	Center for Biological Diversity	Allen, M., D. Frame, K. Friedler, W. Hare, C. Huntingford, C. Jones, R. Knutti, J. Lowe, M. Meinshausen, N. Meinshausen, and S. Raper. 2009. The Exit Strategy. <i>Nature Reports</i> 3:56—58. <i>Available at</i> < http://www.nature.com/climate/2009/0905/full/climate.2009.38.html >. Accessed: September 13, 2010.	Emphasizes early mitigation to avoid increased climate risks and long-term costs; a business-as-usual climate model in this report illustrates how critical thresholds are likely to be crossed in a few decades.	Yes	No
NHTSA-2010-0079-0025	Center for Biological Diversity	The Copenhagen Diagnosis, 2009. <i>Updating the World on the Latest Climate Science</i> . I. Allison, N.L. Bindoff, R.A. Bindshadler, P.M. Cox, N. de Noblet, M.H. England, J.E. Francis, N. Gruber, A.M. Haywood, D.J. Karoly, G. Kaser, C. Le Quéré, T.M. Lenton, M.E. Mann, B.I. McNeil, A.J. Pitman, S. Rahmstorf, E. Rignot, H.J. Schellnhuber, S.H. Schneider, S.C. Sherwood, R.C.J. Somerville, K. Steffen, Steig E.J., M. Visbeck, and A.J. Weaver. 2009. The University of New South Wales Climate Change Research Centre (CCRC), Sydney, Australia. 60 pgs. <i>Available at</i> < http://www.copenhagendiagnosis.org/ >. Accessed: September 13, 2010.	Addresses the most relevant scientific evidence available and is identified as one of the more prominent climate change research documents since the IPCC AR4 and should be considered in decisionmaking.	Yes	No
NHTSA-2010-0079-0025	Center for Biological Diversity	Archer, D., and V. Brovkin. 2008. The Millennial Atmospheric Lifetime of Anthropogenic CO ₂ . <i>Climatic Change</i> 90:283—297.	Provides research based on long-term effects of climate change due to increased CO ₂ concentrations.	Yes	No

Table A-1					
Sources Identified in Scoping Comments					
Comment No. (EIS Docket No.)	Name of Commenter	Full Title and Citation of Source With a Link if Available	Issue Addressed by Source	Peer Reviewed? (Yes/No)	Included in IPCC's Fourth Assessment Report? (Yes/No)
NHTSA-2010-0079-0025	Center for Biological Diversity	den Elzen, M.G.J., D.P. van Vuuren, and J. van Vliet. 2010. Postponing emission reductions from 2020 to 2030 increases climate risks and long-term costs. <i>Climatic Change</i> 99(1-2):313—320.	Emphasizes early mitigation to avoid increased climate risks and long-term costs; a business-as-usual climate model in this report illustrates how critical thresholds are likely to be crossed in a few decades. Argues that in an economic and technical perspective, it is more costly and risky to drastically lower emissions after 2050, rather than prior to this year.	Yes	No
NHTSA-2010-0079-0025	Center for Biological Diversity	Eby, M., K. Zickfield, A. Montenegro, D. Archer, K. J. Meissner, and A.J. Weaver. 2009. Lifetime of Anthropogenic Climate Change: Millennial Time Scales of Potential CO ₂ and surface temperature perturbations. <i>Journal of Climate</i> 22(10):2501—2511.	Addresses long-term climate effects of the temperature anomaly from CO ₂ emissions.	Yes	No
NHTSA-2010-0079-0025	Center for Biological Diversity	Fussel, H.M. 2009. An Updated Assessment of the Risks from Climate Change based on Research Published since the IPCC Fourth Assessment Report. <i>Climatic Change</i> 97(3-4):469—482.	Addresses the most relevant scientific evidence available and is identified as one of the more prominent climate change research documents since the IPCC AR4 and should be considered in decisionmaking. Asserts that risks from climate change are substantially greater than assessed in the IPCC AR4.	Yes	No
NHTSA-2010-0079-0025	Center for Biological Diversity	Hansen, J., M. Sato, P. Kharecha, D. Beerling, R. Berner, V. Masson-Delmotte, M. Pagani, M. Raymo, D.L. Royer, and J.C. Zachos. 2008. Target atmospheric CO ₂ : Where Should Humanity Aim? <i>Open Atmospheric Science Journal</i> 2:217—231.	Addresses long-term climate changes and associated global temperature increases due to the GHGs already emitted.	Yes	No
NHTSA-2010-0079-0025	Center for Biological Diversity	Jones, C., J. Lowe, S. Liddicoat, and R. Betts. 2009. Committed terrestrial Ecosystem Changes Due to Climate Change. <i>Nature Geoscience</i> 2:484—487.	Indicates that current global temperature increases and expected increases due to GHGs previously emitted are already causing anthropological impacts.	Yes	No

Comment No. (EIS Docket No.)	Name of Commenter	Full Title and Citation of Source With a Link if Available	Issue Addressed by Source	Peer Reviewed? (Yes/No)	Included in IPCC's Fourth Assessment Report? (Yes/No)
NHTSA-2010-0079-0025	Center for Biological Diversity	Lenton, T. M., H. Held, E. Kriegler, J.W. Hall, W. Lucht, S. Rahmstorf, and H.J. Schellnhuber. 2007. Tipping Elements in the Earth's Climate System. <i>Proceedings of the National Academy of Sciences of the United States of America</i> 105(6):1786—1793.	Indicates that current global temperature increases and expected increases due to GHGs previously emitted are already causing anthropological impacts. Asserts that risks from climate change are substantially greater than assessed in the IPCC AR4.	Yes	No
NHTSA-2010-0079-0025	Center for Biological Diversity	Lindsay, R.W., and J. Zhang. 2005. The Thinning of Arctic Sea-ice, 1988-2003: have we passed a tipping point? <i>Journal of Climate</i> 18:4879—4894.	Warns that the Arctic climate system may have already reached a tipping point leading to a rapid transition to a seasonally ice-free Arctic.	Yes	Yes
NHTSA-2010-0079-0025	Center for Biological Diversity	Lowe, J.A., C. Huntingford, S.C.B. Raper, C.D. Jones, S.K. Liddicoat, and L.K. Gohar. 2009. How Difficult is it to Recover from Dangerous Levels of Global Warming? <i>Environmental Research Letters</i> 4(1):1—9.	Emphasizes early mitigation to avoid increased climate risks and long-term costs, as well as consider long recovery timescales implicit in the Earth system when formulating future emission alternatives.	Yes	No
NHTSA-2010-0079-0025	Center for Biological Diversity	Matthews, H.D., and K. Caldeira. 2008. Stabilizing Climate Requires Near-zero Emissions. <i>Geophysical Research Letters</i> 35.	Addresses long-term climate changes and associated global temperature increases due to the GHGs already emitted.	Yes	No
NHTSA-2010-0079-0025	Center for Biological Diversity	McMullen, C.P., and J. Jabbour. 2009. Climate Change Science Compendium 2009. United Nations Environment Programme. Available at: < http://www.unep.org/compendium2009/ >. Accessed: September 14, 2010.	Addresses the most relevant scientific evidence available and is identified as one of the more prominent climate change research documents since the IPCC AR4 and should be considered in decisionmaking. Asserts that risks from climate change are substantially greater than assessed in the IPCC AR4.	Yes	No
NHTSA-2010-0079-0025	Center for Biological Diversity	Meinshausen, M., N. Meinshausen, W. Hare, S.C.B. Raper, K. Friedler, R. Knutti, D.J. Frame, and M.R. Allen. 2009. Greenhouse-gas Emission Targets for Limiting Global Warming to 2°C. <i>Nature</i> 458:1158—1163.	Emphasizes early mitigation to avoid increased climate risks and long-term costs. Asserts that it is most economically feasible if emission reductions happen at a slower rate with only 50% reductions, with steep reductions after 2050.	Yes	No

Table A-1					
Sources Identified in Scoping Comments					
Comment No. (EIS Docket No.)	Name of Commenter	Full Title and Citation of Source With a Link if Available	Issue Addressed by Source	Peer Reviewed? (Yes/No)	Included in IPCC's Fourth Assessment Report? (Yes/No)
NHTSA-2010-0079-0025	Center for Biological Diversity	Meehl <i>et al.</i> 2007. Pgs. 747—846. Global Climate Projections. In: <i>Climate Change 2007: The Physical Science Basis</i> . Intergovernmental Panel on Climate Change. Cambridge University Press.	Addresses long-term climate changes and associated global temperature increases due to the GHGs already emitted..	Yes	Yes
NHTSA-2010-0079-0025	Center for Biological Diversity	Mignone, B.K., R.H. Socolow, J.L. Sarmiento, and M. Oppenheimer. 2008. Atmospheric stabilization and the timing of carbon mitigation. <i>Climatic Change</i> 88(3-4):251—265.	Emphasizes early mitigation to avoid increased climate risks and long-term costs.	Yes	No
NHTSA-2010-0079-0025	Center for Biological Diversity	Molina, M., D. Zaelke, K.M. Sarma, S.O. Andersen, V. Ramanathan, and D. Kanlaru. 2009. Reducing Abrupt Climate Change Risk Using the Montreal Protocol and Other Regulatory Actions to Complement Cuts in CO ₂ Emissions. <i>Proceedings of the National Academy of Sciences of the United States of America</i> 106:20616-20621. Available at: < http://www.pnas.org/content/106/49/20616.full >. Accessed: September 14, 2010.	Indicates that abrupt nonlinear changes in the climate system may increase global surface temperatures producing an irreversible and different state of the climate system.	Yes	No
NHTSA-2010-0079-0025	Center for Biological Diversity	Montenegro, A., V. Brovkin, M. Eby, D. Archer, and A.J. Weaver. 2007. Long Term Fate of Anthropogenic Carbon. <i>Geophysical Research Letters</i> 34:L19707.	Provides research based on long-term effects of climate change due to increased CO ₂ concentrations.	Yes	No
NHTSA-2010-0079-0025	Center for Biological Diversity	Pimm, S.L. 2009. Climate Disruption and Biodiversity. <i>Current Biology</i> 19:R595—R601.	Indicates that current global temperature increases and expected increases due to GHGs previously emitted are already causing anthropological impacts.	Yes	No

Table A-1					
Sources Identified in Scoping Comments					
Comment No. (EIS Docket No.)	Name of Commenter	Full Title and Citation of Source With a Link if Available	Issue Addressed by Source	Peer Reviewed? (Yes/No)	Included in IPCC's Fourth Assessment Report? (Yes/No)
NHTSA-2010-0079-0025	Center for Biological Diversity	Ramanathan, V., and Y. Feng. 2008. On Avoiding Dangerous Anthropogenic Interference with the Climate System: Formidable Challenges Ahead. <i>Proceedings of the National Academy of Sciences of the United States of America</i> 105:14245—14250. Available at: < http://www.pnas.org/content/105/38/14245.full >. Accessed: September 14, 2010.	Addresses long-term climate changes and associated global temperature increases due to the GHGs already emitted, especially associated with an aerosol cooling effect by air pollution abatement laws.	Yes	No
NHTSA-2010-0079-0025	Center for Biological Diversity	Ramanathan, V. and Y. Xu. 2010. The Copenhagen Accord for Limiting Global Warming: Criteria, Constraints, and Available Avenues. <i>Proceedings of the National Academy of Sciences of the United States of America</i> 107:8055—8062.	Develops criteria for adhering to the Copenhagen Accord's commitment to limit warming below 2 °C and explores mitigation options.	Yes	No
NHTSA-2010-0079-0025	Center for Biological Diversity	Richardson, K. 2009. Synthesis Report from Climate Change: Global Risks, Challenges and Decisions. University of Copenhagen, Copenhagen. 39 pgs. Available at: < www.climatecongress.ku.dk >. Accessed: September 14, 2010.	Addresses the most relevant scientific evidence available and is identified as one of the more prominent climate change research documents since the IPCC AR4 and should be considered in decisionmaking. Asserts that risks from climate change are substantially greater than assessed in the IPCC AR4.	Yes	No
NHTSA-2010-0079-0025	Center for Biological Diversity	Schellnhuber, H.J. 2009. Tipping Elements in the Earth System. <i>Proceedings of the National Academy of Sciences of the United States of America</i> 106:20561—20563.	Asserts that increasing GHGs may have the potential to trigger “tipping points” where the climate system switches to a qualitatively different state.	Yes	No
NHTSA-2010-0079-0025	Center for Biological Diversity	Solomon, S., G.K. Plattner, R. Knutti, and P. Friedlingstein. 2009. Irreversible Climate Change Due to Carbon Dioxide Emissions. <i>Proceedings of the National Academy of Sciences of the United States of America</i> 106:1704—1709.	States that a concentration stabilization level should be achieved within a time-frame sufficient to allow ecosystems to naturally adapt to climate change based on the UNFCCC in 1992.	Yes	No

Table A-1					
Sources Identified in Scoping Comments					
Comment No. (EIS Docket No.)	Name of Commenter	Full Title and Citation of Source With a Link if Available	Issue Addressed by Source	Peer Reviewed? (Yes/No)	Included in IPCC's Fourth Assessment Report? (Yes/No)
NHTSA-2010-0079-0025	Center for Biological Diversity	Vaughan, N.E., T.M. Lenton, and J.G. Shepherd. 2009. Climate Change Mitigation: Trade-offs Between Delay and Strength of Action Required. <i>Climatic Change</i> 96(1-2):29—43.	Emphasizes early mitigation to avoid increased climate risks and long-term costs.	Yes	No
NHTSA-2010-0079-0026	Owner-Operator Independent Drivers Association, Inc.	Johnson, S.L. and N. Pawar. 2005. Cost-Benefit Evaluation of Large Truck Automobile Speed Limit Differentials on Rural Interstate Highways. Mack-Blackwell Transportation Center, University of Arkansas.	Rationalizes that speed limiters negatively impact highway safety and traffic because of the extreme speed differentials between slower moving trucks and faster traffic.	Yes	No
NHTSA-2010-0079-0026	Owner-Operator Independent Drivers Association, Inc.	Todaystrucking.com. 2010. Argument for Speed Limiters is Weak. <i>Available at:</i> <www.todaystrucking.com>. Accessed: September 14, 2010.	Rationalizes that speed limiters have a negative impact on the environment since accelerating and decelerating creates more emissions than traveling at a constant speed.	No	No
NHTSA-2010-0079-0026	Owner-Operator Independent Drivers Association, Inc.	2007. Report, National Highway Traffic Safety Administration: National Center for Statistics.	Rationalizes that speed differentials can be hazardous to highway safety since many accidents with car-truck collisions involve a vehicle rear-ending a truck.	No	No
NHTSA-2010-0079-0026	Owner-Operator Independent Drivers Association, Inc.	Deierlein, B. 2000. Managing Fuel Consumption. <i>Fleet Equipment</i> .	Describes driver behavior and fuel consumption.	No	No

Table A-1					
Sources Identified in Scoping Comments					
Comment No. (EIS Docket No.)	Name of Commenter	Full Title and Citation of Source With a Link if Available	Issue Addressed by Source	Peer Reviewed? (Yes/No)	Included in IPCC's Fourth Assessment Report? (Yes/No)
NHTSA-2010-0079-0026	Owner-Operator Independent Drivers Association, Inc.	National Academy of Sciences. 2010. Technologies and Approaches to Reducing the Fuel Consumption of Medium- and Heavy-Duty Vehicles. Last revised: 2010. <i>Available at:</i> < http://www.nap.edu/catalog/12845.html >. Accessed: September 12, 2010.	Suggests that driver training programs can help improve fuel efficiency for medium- and heavy-duty trucks.	Yes	Yes
NHTSA-2010-0079-0026	Owner-Operator Independent Drivers Association, Inc.	California Environmental Protection Agency. 2008. Heavy-Duty (Tractor-Trailer) Greenhouse Gas Regulation. <i>Available at:</i> < http://www.truckline.com/AdvIssues/Advocacy%20Materials/2009%20ATA%20CARB-HD-GHGRreg.pdf >. Accessed: September 14, 2010.	Claims fuel efficiency is improved through improvements in tractor and trailer aerodynamics and the use of low rolling resistance tires.	No	No
NHTSA-2010-0079-0026	Owner-Operator Independent Drivers Association, Inc.	U.S. EPA (Environmental Protection Agency). 2004. SmartWay Program. <i>Available at:</i> < http://www.epa.gov/smartwaylogistics/ >. Accessed: September 14, 2010.	Outlines branding program for products and services that reduce transportation related emissions.	No	No
NHTSA-2010-0079-0026	Owner-Operator Independent Drivers Association, Inc.	U.S. EPA (Environmental Protection Agency). 2000. Highway Diesel Rule. <i>Available at:</i> < www.epa.gov >. Accessed: September 14, 2010.	Declares a reduction in harmful pollution from heavy trucks by more than 90%.	No	No
NHTSA-2010-0079-0028	Sierra Club	<i>Center for Biological Diversity v. National Highway Traffic Safety Administration</i> , 508 F.3d 508, 550 (9th Cir. 2007).	Concludes that cumulative impacts should be considered for all alternatives.	No	No

Comment No. (EIS Docket No.)	Name of Commenter	Full Title and Citation of Source With a Link if Available	Issue Addressed by Source	Peer Reviewed? (Yes/No)	Included in IPCC's Fourth Assessment Report? (Yes/No)
NHTSA-2010-0079-0028	Sierra Club	U.S. EPA (United States Environmental Protection Agency). 2007. A Wedge Analysis of the U.S. Transportation Sector. <i>Available at:</i> < http://www.epa.gov/oms/climate/420f07049.htm >. Accessed: September 14, 2010.	Asserts that the cumulative impacts of the proposed alternatives should be evaluated based on the anticipated GHG emissions from the fuel efficiency standards over the lifetime of the model year trucks with other anticipated emissions from the United States during the same period.	No	No
NHTSA-2010-0079-0028	Sierra Club	S. 3464, 111th Cong. § 101(a)(4)(2010). Practical Energy and Climate Plan Act of 2010.	Revisions to the plan may include a cost-benefit analysis considering costs of petroleum use changes due to the Deepwater Horizon offshore drilling accident.	No	No
NHTSA-2010-0079-0028	Sierra Club	Lovins, A.B. <i>et al.</i> 2004. Winning the Oil Endgame. Rocky Mountain Institute. <i>Available at:</i> < http://www.oilendgame.com/ReadTheBook.html >. Accessed: September 14, 2010.	Suggests that vehicle weight can be lowered to increase fuel efficiency.	Yes	No
NHTSA-2010-0079-0028	Sierra Club	Bhatia, R. <i>et al.</i> 1998. Diesel Exhaust Exposure and Lung Cancer. <i>Epidemiology</i> 9(1).	Suggests that cost-benefit analysis should include all benefits from reduced human exposure to diesel exhaust.	Yes	No
NHTSA-2010-0079-0028	Sierra Club	Sydbom, A. <i>et al.</i> 2001. Health Effects of Diesel Exhaust Emissions. <i>European Respiratory Journal</i> 17(733).	Suggests that cost-benefit analysis should include all benefits from reduced human exposure to diesel exhaust.	Yes	No
NHTSA-2010-0079-0028	Sierra Club	California Environmental Protection Agency Air Resources Board. 2010. Health Effects of Diesel Exhaust. Last revised: April 23, 2010. <i>Available at:</i> < http://www.arb.ca.gov/research/diesel/diesel-health.htm >. Accessed: September 14, 2010.	Suggests that cost-benefit analysis should include all benefits from reduced human exposure to diesel exhaust.	No	No

Table A-1					
Sources Identified in Scoping Comments					
Comment No. (EIS Docket No.)	Name of Commenter	Full Title and Citation of Source With a Link if Available	Issue Addressed by Source	Peer Reviewed? (Yes/No)	Included in IPCC's Fourth Assessment Report? (Yes/No)
NHTSA-2010-0079-0028	Sierra Club	Menon, S. <i>et al.</i> 2002. Climate Effects of Black Carbon Aerosols in China and India. <i>Science</i> 297(2250):2250—2253.	Explores impacts from black carbon, including highway safety issues associated with reduced roadway visibility from diesel exhaust.	Yes	Yes
NHTSA-2010-0079-0028	Sierra Club	The International Council on Clean Transportation. 2009. A Policy-Relevant Summary of Black Carbon Climate Science and Appropriate Emissions Control Strategies. <i>Available at:</i> < http://www.theicct.org/2009/12/bc-strategies/ >. Accessed: September 14, 2010.	States that regulation on black carbon can create global climate benefits.	No	No
NHTSA-2010-0079-0028	Sierra Club	Hansen, J. <i>et al.</i> 2007. Dangerous Human-made Interference with Climate: A GISS Model Study. <i>Atmospheric Chemistry and Physics</i> 7:2287-2312. <i>Available at:</i> < http://pubs.giss.nasa.gov/docs/2007/2007_Hansen_etal_1.pdf >. Accessed: September 14, 2010.	Stresses that there is a high cost to society if there is failure to fully address the consequences of global climate change.	Yes	No
NHTSA-2010-0079-0029	Rubber Manufacturers Association	Tire Retread and Repair Information Bureau. 2010. Retread Facts. <i>Available at:</i> < http://www.retread.org/Facts/index.cfm/ID/225.htm >. Accessed: September 14, 2010.	Explains that retread tires save money and are better for the environment.	No	No
NHTSA-2010-0079-0029	Rubber Manufacturers Association	74 <i>FR</i> 33567 (June 14, 2010).	Includes a computer model to simulate fuel efficiency with a set of vehicle component inputs that NHTSA can easily employ if Alternative 3 is used.	No	No
NHTSA-2010-0079-0030	American Trucking Associations	National Academy of Sciences. 2010. Technologies and Approaches to Reducing the Fuel Consumption of Medium- and Heavy-Duty Vehicles. Last revised: 2010. <i>Available at:</i> < http://www.nap.edu/catalog/12845.html >. Accessed: September 12, 2010.	Addresses the issue of fuel efficiency in regards to medium- and heavy-duty trucks and offer solutions and improvements to be made to increase fuel efficiency.	Yes	No

Table A-1					
Sources Identified in Scoping Comments					
Comment No. (EIS Docket No.)	Name of Commenter	Full Title and Citation of Source With a Link if Available	Issue Addressed by Source	Peer Reviewed? (Yes/No)	Included in IPCC's Fourth Assessment Report? (Yes/No)
NHTSA-2010-0079-0030	American Trucking Associations	U.S. EPA (Environmental Protection Agency). 2010. EPA Analysis of the Transportation Sector: Greenhouse Gas and Oil Reduction Scenarios. <i>Available at:</i> < http://www.epa.gov/oms/climate/GHGtransportation-analysis03-18-2010.pdf >. Accessed: September 14, 2010.	Contains EPA analysis of GHG emission and fuel consumption in the transportation industry through 2030.	No	No
NHTSA-2010-0079-0030	American Trucking Associations	American Trucking Association. 2008. Strategies for Reducing the Trucking Industry's Carbon Footprint. <i>Available at:</i> < http://www.trucksdeliver.org/pdfs/Campaign_Executive_Summary.pdf >. Accessed: September 14, 2010.	Addresses fuel efficiency in medium- and heavy-duty trucks and cost-effective ways to improve it.	No	No
NHTSA-2010-0079-0030	American Trucking Associations	American Transportation Research Institute. <i>Available at:</i> < www.atri-online.org >. Accessed: September 14, 2010. See NHTSA-2010-0079-0030 on www.Regulations.gov	Provides a link to the ATRI studies.	No	No
NHTSA-2010-0079-0030	American Trucking Associations	National Academy of Sciences. 2010. Technologies and Approaches to Reducing the Fuel Consumption of Medium- and Heavy-Duty Vehicles. Last revised: 2010. <i>Available at:</i> < http://www.nap.edu/catalog/12845.html >. Accessed: September 12, 2010.	Suggests that near-term fuel economy benefits can be achieved from more cost-effective options than just engine improvements.	Yes	Yes
NHTSA-2010-0079-0030	American Trucking Associations	Natural Resources Canada. 2010. Transport Herve Lemieux - Energy Efficiency Project Sheet.	Notes a decrease in truck fuel consumption given proper driver training and tracking.	No	No
NHTSA-2010-0079-0035	Centers for Disease Control	ALA (American Lung Association). 2010. State of the Air. ALA, New York. 173 pgs. <i>Available at:</i> < http://www.stateoftheair.org/2010/assets/SOTA2010.pdf >. Accessed: September 14, 2010.	Provides additional information on health effects relating to air pollution.	No	No

Table A-1					
Sources Identified in Scoping Comments					
Comment No. (EIS Docket No.)	Name of Commenter	Full Title and Citation of Source With a Link if Available	Issue Addressed by Source	Peer Reviewed? (Yes/No)	Included in IPCC's Fourth Assessment Report? (Yes/No)
NHTSA-2010-0079-0035	Centers for Disease Control	CDC (Centers for Disease Control and Prevention). 2010. Environmental Health Features. Last revised: September 7, 2010. <i>Available at:</i> < http://www.cdc.gov/Environmental/ >. Accessed: September 14, 2010.	Provides additional information on health effects relating to environmental hazards.	No	No
NHTSA-2010-0079-0035	Centers for Disease Control	CDC (Centers for Disease Control and Prevention). 2010. CDC Transportation Recommendations. Last revised: April 28, 2010. <i>Available at:</i> < http://www.cdc.gov/transportation/ >. Accessed: September 14, 2010.	Provides additional information on health effects relating to transportation.	No	No
NHTSA-2010-0079-0035	Centers for Disease Control	Epstein, P.R. <i>et al.</i> 2005. Climate Change Futures: Health, Ecological and Economic Dimensions. Center for Health and the Global Environment, Harvard Medical School. 141 pgs.	Provides additional information on health effects in an ecological and economical context.	No	Yes
NHTSA-2010-0079-0035	Centers for Disease Control	Epstein, P.R. <i>et al.</i> 2008. Healthy Solutions for the Low Carbon Economy: Guidelines for Investors, Insurers, and Policy Makers. Center for Health and the Global Environment, Harvard Medical School. 37 pgs. <i>Available at:</i> < http://chge.med.harvard.edu/programs/ccf/documents/healthy_solutions_report.pdf >. Accessed: September 14, 2010.	Provides additional information on health effects relating to transportation including the following: alternative fuels, smart growth, smart grids, and clean power generation technologies.	No	No
NHTSA-2010-0079-0035	Centers for Disease Control	Jacobson, M.Z. 2008. Testimony to Select Committee on Energy Independence & Global Warming.	Discusses the effects of carbon dioxide on air pollution and health in California relative to the U.S.	No	No

Table A-1					
Sources Identified in Scoping Comments					
Comment No. (EIS Docket No.)	Name of Commenter	Full Title and Citation of Source With a Link if Available	Issue Addressed by Source	Peer Reviewed? (Yes/No)	Included in IPCC's Fourth Assessment Report? (Yes/No)
NHTSA-2010-0079-0035	Centers for Disease Control	Jacobson, M.Z. 2008. On the Causal Link Between Carbon Dioxide and Air Pollution Mortality. <i>Geophysical Research Letters</i> 35:L03809.	Provides additional information on health effects relating to air pollution.	Yes	No
NHTSA-2010-0079-0035	Centers for Disease Control and Prevention	Jacobson, M.Z. 2008. Effects of Local v Global CO ₂ Emission on Local Air Quality and Health. Presentation to EPA - Stanford Symposium on Impacts of Climate Change in Air Quality.	Provides an overview of the effects of local and global CO ₂ emissions on local air quality and health.	No	No
NHTSA-2010-0079-0035	Centers for Disease Control and Prevention	Frumkin, H. 2008. Statement to the U.S. House of Representatives Select Committee on Energy Independence and Global Warming (April 9, 2008). <i>Available at</i> : < http://globalwarming.house.gov/tools/assets/files/0486.pdf >. Accessed: September 14, 2010.	Provides additional information on health effects relating to climate change.	No	No
NHTSA-2010-0079-0035	Centers for Disease Control and Prevention	CDC (Centers for Disease Control and Prevention). Undated. Policy on Climate Change and Health. Last revised: December 14, 2009. <i>Available at</i> : < http://www.cdc.gov/climatechange/policy.htm >. Accessed: September 14, 2010.	Provides additional information on health effects relating to climate change.	No	No
NHTSA-2010-0079-0035	Centers for Disease Control and Prevention	Frumkin, H., J. Hess, G. Luber, J. Malilay and M. McGeehin. 2008. Climate Change: the Public Health Response. <i>American Journal of Public Health</i> 98:435—445.	Provides additional information on health effects relating to climate change. Also proposes a public health approach to climate change through clinical and population health services, emphasizing the cooperation of government agencies, private sector, and NGOs.	Yes	No
NHTSA-2010-0079-0035	Centers for Disease Control and Prevention	Luber, G. and J. Hess. 2007. Climate Change and Human Health in the United States. <i>Journal of Environmental Health</i> 70(5):43—44.	Provides additional information on health effects relating to climate change.	Yes	No

Table A-1					
Sources Identified in Scoping Comments					
Comment No. (EIS Docket No.)	Name of Commenter	Full Title and Citation of Source With a Link if Available	Issue Addressed by Source	Peer Reviewed? (Yes/No)	Included in IPCC's Fourth Assessment Report? (Yes/No)
NHTSA-2010-0079-0035	Centers for Disease Control and Prevention	Patz, J.A., M. McGeehin, S.M. Bernard, K.L. Ebie, P.R. Epstein, A. Grambsch, D.J. Gubler, P. Reiter, I. Romieu, J.B. Rose, J.M. Samet and J. Trtang. 2000. The Potential Health Impacts of Climate Change Variability and Change for the U.S. <i>Environmental Health Perspectives</i> 108(4)36—54.	Provides additional information on health effects relating to climate change.	Yes	Yes
NHTSA-2010-0079-0035	Centers for Disease Control and Prevention	U.S. EPA (United States Environmental Protection Agency). 2002. Health Assessment Document for Diesel Engine Exhaust. National Center for Environmental Assessment, Office of Research and Development, US EPA. Washington, D.C. pgs. 9—11. <i>Available at:</i> < http://www.epa.gov/IRIS/subst/0642.htm >. Accessed: September 14, 2010.	Provides additional information on health effects relating to air pollution from diesel exhaust particulates that exacerbate allergies and asthma conditions.	No	No
NHTSA-2010-0079-0040	State of Tennessee Department of Transportation	FHWA (U.S. Federal Highway Administration). Federal Transportation Conformity Regulations. Last revised: April 1, 2010. FHWA, USDOT (U.S. Department of Transportation). <i>Available at:</i> < http://www.fhwa.dot.gov/environment/conformity/con_laws.htm >. Accessed: July 26, 2010	Provides additional information on laws and regulations regarding transportation planning.	No	No

APPENDIX B

Notice of Intent

- Is not subject to requirements of Section 12(d) of the National Technology Transfer and Advancement Act of 1995 (15 U.S.C. 272 note) because application of those requirements would be inconsistent with the CAA; and

- Does not provide EPA with the discretionary authority to address, as appropriate, disproportionate human health or environmental effects, using practicable and legally permissible methods, under Executive Order 12898 (59 FR 7629, February 16, 1994).

In addition, this proposed rule does not have tribal implications, as specified by Executive Order 13175 (65 FR 67249, November 9, 2000), because the SIP is not approved to apply in Indian country located in the state, and EPA notes that it will not impose substantial direct costs on tribal governments or preempt tribal law.

List of Subjects in 40 CFR Part 52

Environmental protection, Air pollution control, Incorporation by reference, Intergovernmental relations, Particulate matter, Reporting and recordkeeping requirements.

Authority: 42 U.S.C. 7401 *et seq.*

Dated: June 2, 2010.

Beverly H. Banister,

Acting Regional Administrator, Region 4.

[FR Doc. 2010-14215 Filed 6-11-10; 8:45 am]

BILLING CODE 6560-50-P

DEPARTMENT OF TRANSPORTATION

National Highway Traffic Safety Administration

49 CFR Part 535

[Docket No. NHTSA-2010-0079]

Notice of Intent To Prepare an Environmental Impact Statement for New Medium- and Heavy-Duty Fuel Efficiency Improvement Program

AGENCY: National Highway Traffic Safety Administration (NHTSA), Department of Transportation (DOT).

ACTION: Notice of intent; request for scoping comments.

SUMMARY: Pursuant to the National Environmental Policy Act (NEPA), NHTSA plans to prepare an Environmental Impact Statement (EIS) to analyze the potential environmental impacts of the agency's new fuel efficiency improvement program for commercial medium- and heavy-duty on-highway vehicles and work trucks (referred to hereinafter as MD/HD vehicles). The EIS will consider the potential environmental impacts of new

standards starting with model year (MY) 2016 MD/HD vehicles, and voluntary compliance standards for MY 2014-2015 MD/HD vehicles, that NHTSA will be proposing pursuant to the Energy Independence and Security Act of 2007.

This notice initiates the NEPA scoping process by inviting comments from Federal, State, and local agencies, Indian tribes, and the public to help identify the environmental issues and reasonable alternatives to be examined in the EIS. This notice also provides guidance for participating in the scoping process and additional information about the alternatives NHTSA expects to consider in its NEPA analysis.

DATES: The scoping process will culminate in the preparation and issuance of a Draft EIS, which will be made available for public comment. To ensure that NHTSA has an opportunity to fully consider scoping comments and to facilitate NHTSA's prompt preparation of the Draft EIS, scoping comments should be received on or before July 14, 2010. NHTSA will try to consider comments received after that date to the extent the rulemaking schedule allows.

ADDRESSES: You may submit comments to the docket number identified in the heading of this document by any of the following methods:

- **Federal eRulemaking Portal:** Go to <http://www.regulations.gov>. Follow the online instructions for submitting comments by clicking on "Help" or "FAQs."

- **Mail:** Docket Management Facility, M-30, U.S. Department of Transportation, West Building, Ground Floor, Room W12-140, 1200 New Jersey Avenue, SE., Washington, DC 20590.

- **Hand Delivery or Courier:** U.S. Department of Transportation, West Building, Ground Floor, Room W12-140, 1200 New Jersey Avenue, SE., Washington, DC, between 9 a.m. and 5 p.m. Eastern time, Monday through Friday, except Federal holidays.

- **Fax:** 202-493-2251.

Regardless of how you submit your comments, you should mention the docket number of this document.

You may call the Docket at 202-366-9826.

Note that all comments received, including any personal information provided, will be posted without change to <http://www.regulations.gov>.

FOR FURTHER INFORMATION CONTACT: For technical issues, contact Angel Jackson, Fuel Economy Division, Office of International Policy, Fuel Economy and Consumer Standards, National Highway Traffic Safety Administration, 1200 New Jersey Avenue, SE., Washington, DC

20590. Telephone: 202-366-5206. For legal issues, contact Carrie Gage, Legislation & General Law Division, Office of the Chief Counsel, National Highway Traffic Safety Administration, 1200 New Jersey Avenue, SE., Washington, DC 20590. Telephone: 202-366-1834.

SUPPLEMENTARY INFORMATION: In a forthcoming notice of proposed rulemaking (NPRM), NHTSA intends to propose fuel efficiency standards starting with model year (MY) 2016 commercial medium- and heavy-duty on-highway vehicles and work trucks (hereinafter referred to collectively as MD/HD vehicles), and voluntary compliance standards for MYs 2014-2015 MD/HD vehicles, pursuant to the Energy Independence and Security Act of 2007 (EISA).¹ In connection with this action, NHTSA intends to prepare an EIS to analyze the potential environmental impacts of the proposed MD/HD vehicle fuel efficiency standards and reasonable alternative standards pursuant to the NEPA and implementing regulations issued by the Council on Environmental Quality (CEQ) and NHTSA.² NEPA instructs Federal agencies to consider the potential environmental impacts of their proposed actions and possible alternatives in their decisionmaking. To inform decisionmakers and the public, the EIS will compare the potential environmental impacts of the agency's preferred alternative and reasonable alternatives, including a "no action" alternative. As required by NEPA, the EIS will consider direct, indirect, and cumulative impacts and discuss impacts in proportion to their significance.

Background. The Energy Policy and Conservation Act of 1975 (EPCA) mandated that NHTSA establish and implement a regulatory program for motor vehicle fuel economy to meet the various facets of the need to conserve energy. As codified in Chapter 329 of Title 49 of the U.S. Code, and as amended by EISA, EPCA sets forth extensive requirements concerning the establishment of fuel economy standards for passenger automobiles (hereinafter referred to as "passenger cars") and non-passenger automobiles (hereinafter referred to as "light trucks"). Pursuant to this statutory authority, NHTSA sets Corporate Average Fuel Economy (CAFE) standards for

¹ Public Law No. 110-140, 121 Stat. 1492 (Dec. 19, 2007) (codified at 49 U.S.C. 32901 *et seq.*).

² NEPA is codified at 42 U.S.C. 4321-4347. CEQ's NEPA implementing regulations are codified at 40 CFR 1500-1508, and NHTSA's NEPA implementing regulations are codified at 49 CFR part 520.

passenger cars and light trucks.³ NHTSA considers the environmental NEPA analysis when setting CAFE standards.

In December 2007, EISA provided DOT (and by delegation, NHTSA)⁴ new authority to implement, via rulemaking and regulations, “a commercial medium- and heavy-duty on-highway vehicle⁵ and work truck⁶ fuel efficiency improvement program.”⁷ This provision also directs NHTSA to “adopt and implement appropriate test methods, measurement metrics, fuel economy standards, and compliance and enforcement protocols that are appropriate, cost-effective, and technologically feasible for commercial medium- and heavy-duty on-highway vehicles and work trucks.”⁸ This new authority permits NHTSA to set “separate standards for different classes of vehicles.”⁹

EISA also provides for lead time and regulatory stability. The new MD/HD vehicle fuel efficiency improvement program NHTSA adopts pursuant to EISA must provide not less than 4 full years of regulatory lead-time and 3 full model years of regulatory stability.¹⁰ Consistent with these requirements, we tentatively plan to propose mandatory standards to begin no sooner than MY 2016, and to remain stable for 3 years. Although EISA prevents NHTSA from enacting mandatory standards before

³ See *Light-Duty Vehicle Greenhouse Gas Emission Standards and Corporate Average Fuel Economy Standards, Final Rule*, 75 FR 25324 (May 7, 2010).

⁴ The Secretary delegated responsibility for implementing EPCA fuel economy requirements to NHTSA. 49 CFR 1.50, 501.2(a)(8).

⁵ EISA added the following definition to the automobile fuel economy chapter of the United States Code: “commercial medium- and heavy-duty on-highway vehicle” means an on-highway vehicle with a gross vehicle weight rating of 10,000 pounds or more. 49 U.S.C. 32901(a)(7).

⁶ EISA added the following definition to the automobile fuel economy chapter of the United States Code: “work truck” means a vehicle that—(A) is rated at between 8,500 and 10,000 pounds gross vehicle weight; and (B) is not a medium-duty passenger vehicle (as defined in section 86.1803–01 of title 40, Code of Federal Regulations, as in effect on the date of the enactment of [EISA]). 49 U.S.C. 32901(a)(19).

⁷ 49 U.S.C. 32902(k)(2).

⁸ *Id.*

⁹ *Id.* For background on the MD/HD vehicle segment, and fuel efficiency improvement technologies available for these vehicles, see the report recently issued by the National Academy of Sciences. Transportation Research Board, National Research Council, Committee to Assess Fuel Economy Technologies for Medium- and Heavy-Duty Vehicles, *Technologies and Approaches to Reducing the Fuel Consumption of Medium- and Heavy-Duty Vehicles* (March 2010), pre-publication copy available at http://www.nap.edu/catalog.php?record_id=12845 (last accessed May 19, 2010) (hereinafter “MD/HD NAS Report”).

¹⁰ 49 U.S.C. 32902(k)(3).

MY 2016, NHTSA intends to propose an optional voluntary compliance standard for MYs 2014–2015 prior to mandatory regulation in MY 2016.

EISA further directs that NHTSA’s MD/HD rulemaking must be conducted in consultation with the Environmental Protection Agency (EPA) and the Department of Energy.¹¹

On May 21, 2010, the President issued a memorandum to the Secretary of Transportation, the Administrator of NHTSA, the Administrator of the EPA, and the Secretary of Energy, that calls for coordinated regulation of the medium- and heavy-duty vehicle market segment under EISA and under the Clean Air Act.¹² NHTSA’s forthcoming proposal and EIS will be consistent with this directive.¹³

This Notice of Intent initiates the scoping process for the EIS under NEPA, 42 U.S.C. §§ 4321–4347, and implementing regulations issued by CEQ, 40 CFR Pt. 1500–1508, and NHTSA, 49 CFR Pt. 520. See 40 CFR 1501.7, 1508.22; 49 CFR 520.21(g). Specifically, this Notice of Intent requests public input on the scope of NHTSA’s NEPA analysis and the significant issues relating to the fuel efficiency standards for MD/HD vehicles beginning in MY 2016, and the optional voluntary compliance standards for MYs 2014–2015. As part of the NEPA scoping process, this notice briefly describes the alternatives NHTSA is currently considering for the MD/HD vehicle fuel efficiency improvement program.

The Alternatives: NHTSA’s upcoming NPRM will propose standards for MD/HD vehicles beginning in MY 2016, and voluntary compliance standards for MYs 2014–2015 MD/HD vehicles. This notice briefly describes a variety of possible alternatives that are currently under consideration by the agency, and seeks input from the public about these alternatives and about whether other alternatives should be considered as we

¹¹ 49 U.S.C. § 32902(k)(2).

¹² See The White House, Office of the Press Secretary, *Presidential Memorandum Regarding Fuel Efficiency Standards* (May 21, 2010), available at <http://www.whitehouse.gov/the-press-office/presidential-memorandum-regarding-fuel-efficiency-standards> (last accessed May 24, 2010); see also The White House, Office of the Press Secretary, *President Obama Directs Administration to Create First-Ever National Efficiency and Emissions Standards for Medium- and Heavy-Duty Trucks* (May 21, 2010), available at <http://www.whitehouse.gov/the-press-office/president-obama-directs-administration-create-first-ever-national-efficiency-and-em> (last accessed May 24, 2010).

¹³ See <http://www.nhtsa.gov/fuel-economy> (last accessed June 4, 2010); see also <http://www.epa.gov/otaq/climate/regulations/420f10038.htm> (last accessed June 4, 2010).

proceed with the rulemaking and the EIS.

The medium- and heavy-duty truck segment is very complex. The sector consists of many stakeholders, including engine manufacturers, truck manufacturers, trailer manufacturers, and truck fleet owners. Unlike the light-duty sector, there is a very large number of heavy-duty truck manufacturers which vary in size and level of build process integration. Some trucks are assembled by a body builder using components from an engine manufacturer, powertrain manufacturer, component suppliers, and chassis builder. Each of these stakeholders has an impact on the fuel efficiency of the truck. NHTSA is therefore developing alternatives which recognize the complex industry structure and provide increasing coverage of the opportunities for fuel consumption reduction.

In developing alternatives, NHTSA must consider EISA’s requirement for the MD/HD fuel efficiency program noted above. 49 U.S.C. 32902(k)(2) and (3) contain the following three requirements specific to the MD/HD vehicle fuel efficiency improvement program: (1) The program must be “designed to achieve the maximum feasible improvement”; (2) the various required aspects of the program must be appropriate, cost-effective, and technologically feasible for MD/HD vehicles; and (3) the standards adopted under the program must provide not less than four model years of lead time and three model years of regulatory stability. In considering these various requirements, NHTSA will also account for relevant environmental and safety considerations.

The alternatives that NHTSA currently has under consideration, in order of increasing fuel efficiency improvement, or fuel use reductions, are:

(1) *Alternative 1: No Action.* A “no action” alternative assumes that NHTSA would not issue a rule regarding a MD/HD fuel efficiency improvement program, and is considered to comply with NEPA and to provide an analytical baseline against which to compare environmental impacts of the other regulatory alternatives.¹⁴ NEPA requires agencies to consider a “no action” alternative in their NEPA analyses and to compare the effects of not taking action with the effects of the reasonable action alternatives to demonstrate the different environmental effects of the action alternatives.¹⁵ NHTSA refers to

¹⁴ See 40 CFR 1502.2(e), 1502.14(d).

¹⁵ CEQ has explained that “[T]he regulations require the analysis of the no action alternative even

this as the “No Action Alternative” or as a “no increase” or “baseline” alternative.

NHTSA is also proposing to consider four action alternatives, each of which would regulate the MD/HD vehicle fleet in a different way. These action alternatives would each cause the average fuel efficiency for the industry-wide MD/HD vehicle fleet to increase, on average, during the rulemaking period. The alternatives below represent the different regulatory approaches the agency is considering, in order of increasing fuel savings:

(2) *Alternative 2: Engine Only.* The EPA currently regulates heavy-duty engines, i.e., engine manufacturers, rather than the vehicle as a whole, in order to control criteria emissions.¹⁶ Under Alternative 2, NHTSA would similarly set engine performance standards for each vehicle class, Class 2b through Class 8, and would specify an engine cell test procedure, as EPA currently does for criteria pollutants. MD/HD vehicle engine manufacturers would be responsible for ensuring that each engine could meet the applicable vehicle class engine performance standard when tested in accordance with the specified engine cell test procedure. Engine manufacturers could improve MD/HD vehicle engines by applying the combinations of fuel efficiency improvement technologies to the engine that they deem best achieve that result.

(3) *Alternative 3: Class 8 Combination Tractors.* Combination tractors¹⁷ consume the largest fraction of fuel within the medium- and heavy-duty truck segment.¹⁸ Tractors also offer significant potential for fuel savings due to the high annual mileage and high vehicle speed of typical trucks within this segment, as compared to annual

if the agency is under a court order or legislative command to act. This analysis provides a benchmark, enabling decision makers to compare the magnitude of environmental effects of the action alternatives. It is also an example of a reasonable alternative outside the jurisdiction of the agency which must be analyzed. [See 40 CFR 1502.14(c).] * * * Inclusion of such an analysis in the EIS is necessary to inform Congress, the public, and the President as intended by NEPA. [See 40 CFR 1500.1(a).]” *Forty Most Asked Questions Concerning CEQ’s National Environmental Policy Act Regulations*, 46 FR 18026 (1981) (emphasis added).

¹⁶ There are several reasons for this approach. In many cases the engine and chassis are produced by different manufacturers and it is more efficient to hold a single entity responsible. Also, testing an engine cell is more accurate and repeatable than testing a whole vehicle.

¹⁷ Class 8 combination trucks have a tractor and one or more trailers and a gross combined weight, i.e., a maximum weight rating, of up to 80,000 pounds, with higher weights allowed in specific circumstances. MD/HD NAS Report, *supra* note 9, at 1–7.

¹⁸ *Id.* at 8–2.

mileage and average speeds/duty cycles of other vehicle classes. This alternative would set performance standards for both the engine of Class 8 vehicles and the overall vehicle efficiency performance for the Class 8 combination tractor segment. Under Alternative 3, NHTSA would set an engine performance standard, as discussed under Alternative 2, for Class 8 vehicles. In addition, Class 8 combination tractor manufacturers would be required to meet an overall vehicle performance standard by making various non-engine fuel saving technology improvements. These non-engine fuel efficiency improvements could be accomplished, for example, by a combination of improvements to aerodynamics, lowering tire rolling resistance, decreasing vehicle mass (weight), reducing fuel use at idle, or by adding intelligent vehicle technologies.¹⁹ Compliance with the overall vehicle standard could be determined using a computer model that would simulate overall vehicle fuel efficiency given a set of vehicle component inputs. Using this compliance approach, the Class 8 vehicle manufacturer would supply certain vehicle characteristics (relating to the categories of technologies noted immediately above) that would serve as model inputs. The agency would supply a standard Class 8 vehicle engine’s contribution to overall vehicle efficiency, making the engine component a constant for purposes of compliance with the overall vehicle performance standard, such that compliance with the overall vehicle standard could only be achieved via efficiency improvements to non-engine vehicle components. Thus, vehicle manufacturers could make any combination of improvements of the non-engine technologies that they believe would best achieve the Class 8 overall vehicle performance standard.

(4) *Alternative 4: Engines, Tractors, and Class 2b through 8 Trucks.* This alternative would set engine fuel efficiency performance standards and overall vehicle fuel efficiency performance standards for Class 2b and 3 work trucks and Class 3 through Class 8 vocational trucks. This alternative essentially sets fuel efficiency performance standards for both the engines and the overall vehicles in the entire medium- and heavy-duty truck sector. Compliance with each vehicle class’s engine performance standard

¹⁹ See the MD/HD NAS Report for discussions of the potential fuel efficiency improvement technologies that can be applied to each of these vehicle components. MD/HD NAS Report, *supra* note 9, Chapter 5.

would be determined as discussed in the description of Alternative 2. Compliance with the tractor and vocational truck classes’ overall vehicle performance standard (Class 3 through 8 trucks) would be determined as discussed in the description of Alternative 3. Compliance for the Class 2b and 3 work trucks would be determined through a fleet averaging process similar to determining passenger car and light truck compliance with CAFE standards.

(5) *Alternative 5: Engines, Tractors, Trucks, and Trailers.* This alternative adds a performance standard for fuel efficiency of commercial trailers to the fuel efficiency performance standards for Class 2b and 3 work truck and Class 3 through Class 8 vocational truck engines and the performance standard for the overall fuel efficiency of those vehicles, as described above.

Each of the alternatives proposed by NHTSA represents, in part, a different way NHTSA could establish a MD/HD vehicle fuel efficiency improvement program pursuant to EISA, considering each of the requirements above and NEPA’s policies. The agency may select one of the above-identified alternatives as its Preferred Alternative or it may structure a MD/HD vehicle fuel efficiency improvement program in such a way that average fuel efficiency, or fuel savings, falls between the levels reflected in the alternatives proposed in this Scoping Notice. For example, as noted above, EISA requires that NHTSA provide a four-year regulatory lead-time to manufacturers. For each of the action alternatives, NHTSA will consider a voluntary early compliance program, which would provide for an early start date with a two year lead-time. This version of each alternative would allow the program to achieve greater and earlier reductions in fuel consumption than a rule with a four year lead-time.

Under NEPA, the purpose of and need for an agency’s action inform the range of reasonable alternatives to be considered in its NEPA analysis.²⁰ The above alternatives represent a broad range of approaches under consideration for setting proposed MD/HD vehicle fuel efficiency standards and whose environmental impacts we propose to evaluate under NEPA.

As detailed below, NHTSA invites comments to ensure that the agency considers a full range of reasonable alternatives in establishing a MD/HD vehicle fuel efficiency improvement program and that the agency identifies the environmental impacts and focuses its analyses on all the potentially

²⁰ 40 CFR 1502.13.

significant impacts related to each alternative. Comments may go beyond the approaches and information that NHTSA used in developing the above alternatives and in identifying the potentially significant environmental effects. The agency may modify the proposed alternatives and environmental effects that will be analyzed in depth based upon the comments received during the scoping process and upon further agency analysis.

Scoping and Public Participation: The scoping process initiated by this notice seeks to determine “the range of actions, alternatives, and impacts to be considered” in the EIS and to identify the most important issues for analysis involving the potential environmental impacts of NHTSA’s MD/HD vehicle fuel efficiency improvement program.²¹ NHTSA’s NEPA analysis for the MD/HD vehicle fuel efficiency standards beginning in MY 2016, and the voluntary MYs 2014–2015 standards, will consider the direct, indirect and cumulative environmental impacts of the proposed standards and those of reasonable alternatives.

While the main focus of NHTSA’s prior CAFE EISs (*i.e.*, the EIS for Model Years 2012–2016 Passenger Car and Light Truck CAFE Standards²² and the EIS for Model Years 2011–2015 Passenger Car and Light Truck CAFE Standards²³) was the quantitative and qualitative analysis of impacts to energy, air quality, and climate, it also addressed other potentially affected resources. NHTSA discussed the related direct, indirect, and cumulative impacts, positive or negative, of the alternatives on other potentially affected resources (water resources, biological resources, land use, hazardous materials, safety, noise, historic and cultural resources, and environmental justice).

For the current EIS, NHTSA intends to focus on the impacts in much the same manner as it did in the prior EIS, and will incorporate by reference any of the discussions from the February 2010 Final EIS that are relevant. NHTSA is currently considering analyzing environmental impacts related to fuel and energy use, emissions including GHGs and their effects on temperature

and climate change, air quality, natural resources, and the human environment. NHTSA also will factor into its impact analysis the cumulative impacts of the proposed MD/HD vehicle fuel efficiency standards starting in MY 2016, and the voluntary MYs 2014–2015 standards. In accordance with CEQ regulations, cumulative effects are “the impact on the environment which results from the incremental impact of the action when added to other past, present, and reasonably foreseeable future actions regardless of what agency (Federal or non-federal) or person undertakes such action.”²⁴ NHTSA specifically requests comment on how the agency should assess cumulative impacts, including those from various emissions source categories and across a range of geographic locations. For example, should we consider the incremental impact of MD/HD efficiency standards when considered with the impacts of other reasonably foreseeable actions that affect emissions in any portion of the motor vehicle sector? Or should NHTSA expand the incremental impact examination to all transportation sector emissions? Or should the agency limit the incremental impact analysis to environmental effects caused by emissions only from the MD/HD vehicle segment?

NHTSA anticipates considerable uncertainty in estimating and comparing the potential environmental impacts among alternatives related to climate change in particular. For instance, NHTSA expects that there will be considerable uncertainty associated with its estimates of the range of potential global mean temperature changes that may result from changes in fuel and energy consumption and GHG emissions due to a range of new MD/HD vehicle fuel efficiency standards. It also may be difficult to predict and compare the ways in which potential temperature changes attributable to new MD/HD vehicle fuel efficiency standards may, in turn, affect many aspects of the environment. NHTSA will work expeditiously to gather all relevant and credible information. Where information is incomplete or unavailable, the agency will acknowledge the uncertainties in its NEPA analysis, and will apply the provisions in the CEQ regulations addressing “[i]ncomplete or unavailable information.”²⁵

Currently, NHTSA intends to rely primarily upon the Intergovernmental Panel on Climate Change (IPCC) 2007 Fourth Assessment Report, and

subsequent updates, reports of the U.S. Climate Change Science Program (CCSP) and the current U.S. Global Change Research Program (U.S. GCRP), and the EPA Endangerment and Cause or Contribute Findings for Greenhouse Gases under Section 202(a) of the Clean Air Act and the accompanying Technical Support Document (referred to collectively hereinafter as the EPA Endangerment Finding), as sources for recent “summar[ies] of existing credible scientific evidence which is relevant to evaluating the reasonably foreseeable significant adverse impacts on the human environment.”²⁶ NHTSA believes that the IPCC Fourth Assessment Report, the CCSP and U.S. GCRP Reports, and the EPA Endangerment Finding are the most recent, most comprehensive summaries available, but recognizes that subsequent peer-reviewed research may provide additional relevant and credible evidence not accounted for in these Reports. NHTSA expects to consider such subsequent information as well, to the extent that it provides relevant and credible evidence. NHTSA also expects to rely on the Final EIS it published in February 2010,²⁷ incorporating material by reference “when the effect will be to cut down on bulk without impeding agency and public review of the action.”²⁸

In preparing this notice of public scoping to identify the range of actions, alternatives, and impacts to be analyzed in depth in the EIS, NHTSA has consulted with CEQ and EPA. Through this notice, NHTSA invites all Federal agencies, Indian Tribes, State and local agencies with jurisdiction by law or special expertise with respect to potential environmental impacts of proposed MD/HD vehicle fuel efficiency standards, and the public to participate in the scoping process.²⁹

²⁶ 40 CFR 1502.22(b)(3); see 40 CFR 1502.21. The report and the IPCC’s earlier reports are available at <http://www.ipcc.ch/> (last visited March 11, 2008).

²⁷ See *Final Environmental Impact Statement, Corporate Average Fuel Economy Standards, Passenger Cars and Light Trucks, Model Years 2012–2016*, Docket No. NHTSA–2009–0059–0140 (February 2010).

²⁸ 40 CFR 1502.21.

²⁹ Consistent with NEPA and implementing regulations, NHTSA is sending this notice directly to: (1) Federal agencies having jurisdiction by law or special expertise with respect to the environmental impacts involved or authorized to develop and enforce environmental standards; (2) the Governors of every State, to share with the appropriate agencies and offices within their administrations and with the local jurisdictions within their States; (3) organizations representing state and local governments and Indian tribes; and (4) other stakeholders that NHTSA reasonably expects to be interested in the NEPA analysis for the MD/HD vehicle fuel efficiency standards. See 42

²¹ See 40 CFR 1500.5(d), 1501.7, 1508.25.

²² See *Final Environmental Impact Statement, Corporate Average Fuel Economy Standards, Passenger Cars and Light Trucks, Model Years 2012–2016*, Docket No. NHTSA–2009–0059–0140 (February 2010).

²³ See *Final Environmental Impact Statement, Corporate Average Fuel Economy Standards, Passenger Cars and Light Trucks, Model Years 2011–2015*, Docket No. NHTSA–2008–0060–0605 (October 2008).

²⁴ 40 CFR 1508.7.

²⁵ See 40 CFR 1502.22.

Specifically, NHTSA invites all stakeholders to participate in the scoping process by submitting written comments concerning the appropriate scope of NHTSA's NEPA analysis and the significant issues for the proposed MD/HD vehicle fuel efficiency standards to the docket number identified in the heading of this notice, using any of the methods described in the **ADDRESSES** section of this notice. NHTSA does not plan to hold a public scoping meeting, because written comments will be effective in identifying and narrowing the issues for analysis.

NHTSA is especially interested in comments concerning the evaluation of climate change impacts, and the relative impact of an increased share of any emissions reduction resulting from the proposed MD/HD vehicle fuel efficiency standards coming from diesel fuel savings, as opposed to emissions reductions resulting from conventional gasoline savings analyzed in prior CAFE NEPA analyses. Specifically, NHTSA requests:

- Peer-reviewed scientific studies that have been issued since the EPA Endangerment Finding and that address or may inform: (a) The impacts on CO₂ and other greenhouse gas emissions that may be associated with any of the alternatives under consideration; (b) the impacts on climate change that may be associated with these emission changes; or (c) the time periods over which such impacts on climate may occur.

- Comments on how NHTSA should discuss or estimate the potential localized or regional impacts of decreased diesel fuel use, including potential upstream impacts (changes in fuel use and emissions levels resulting from the extraction, production, storage, and distribution of fuel), and comments on how NHTSA should estimate the potential impacts of these localized or regional changes on the environment.

- Comments on what time frame NHTSA should use to evaluate the environmental impacts that may result from setting MD/HD vehicle fuel efficiency standards, both indirect and cumulative.

- Peer-reviewed reports analyzing the potential impacts of climate change within the United States or in particular geographic areas of the United States. Such reports could be prepared by or on behalf of States, local governments, Indian tribes, regional organizations, academic researchers, or other interested parties.

U.S.C. 4332(2)(C); 49 CFR 520.21(g); 40 CFR 1501.7, 1506.6.

- NHTSA understands that there are a variety of potential alternatives that could be considered that fit within the purpose and need for the proposed rulemaking, as set forth in EISA. NHTSA, therefore, seeks comments on how best to structure or describe a reasonable alternative for purposes of evaluating it under NEPA. Specifically, NHTSA seeks comments on what criteria should be used to structure such alternative, given the requirements for the new regulatory program under EISA, while being consistent with the statutory requirement of designing the program "to achieve the maximum feasible improvement." See 49 U.S.C. 32902(k)(2). When suggesting a possible alternative, please explain how it would satisfy the EISA requirements (in particular, how and why it would be appropriate, cost-effective, and technologically feasible) and give effect to NEPA's policies.³⁰

In addition, as noted above, NHTSA requests comments on how the agency should assess cumulative impacts, including those from various emissions source categories and from a range of geographic locations. Also in regard to cumulative impacts, the agency requests comments on how to consider the incremental impacts from foreseeable future actions of other agencies or persons, and how they might interact with the MD/HD vehicle fuel efficiency improvement program's incremental cumulative impacts.

Two important purposes of scoping are identifying the significant issues that merit in-depth analysis in the EIS and identifying and eliminating from detailed analysis the issues that are not significant and therefore require only a brief discussion in the EIS.³¹ In light of these purposes, written comments should include an Internet citation (with a date last visited) to each study or report you cite in your comments if one is available. If a document you cite is not available to the public online, you should attach a copy to your comments. Your comments should indicate how each document you cite or attach to your comments is relevant to the NEPA analysis and indicate the specific pages and passages in the attachment that are most informative.

The more specific your comments are, and the more support you can provide by directing the agency to peer-reviewed scientific studies and reports as requested above, the more useful your comments will be to the agency. For

³⁰ See 40 CFR 1502.14, *Alternatives Including the Proposed Action* (explaining what agencies should include in the alternatives section of an EIS).

³¹ 40 CFR 1500.4(g), 1501.7(a).

example, if you identify an additional area of impact or environmental concern you believe NHTSA should analyze, or an analytical tool or model that you believe NHTSA should use to evaluate these environmental impacts, you should clearly describe it and support your comments with a reference to a specific peer-reviewed scientific study, report, tool or model. Specific, well-supported comments will help the agency prepare an EIS that is focused and relevant, and will serve NEPA's overarching aims of making high quality information available to decisionmakers and the public by "concentrat[ing] on the issues that are truly significant to the action in question, rather than amassing needless detail."³² By contrast, mere assertions that the agency should evaluate broad lists or categories of concerns, without support, will likely not assist the scoping process for the proposed standards.

Please be sure to reference the docket number identified in the heading of this notice in your comments. NHTSA intends to correspond directly to interested parties by e-mail. Thus, please also provide an e-mail address (or a mailing address if you decline e-mail communications).³³ These steps will help NHTSA to manage a large volume of material during the NEPA process. All comments and materials received, including the names and addresses of the commenters who submit them, will become part of the administrative record and will be posted on the Web site at <http://www.regulations.gov>.

Based on comments received during scoping, NHTSA expects to prepare a draft EIS for public comment later this year and a final EIS to support a final rule in 2011.³⁴ In regard to NHTSA's decisionmaking schedule, the agency expects to issue a final rule in 2011 as well.

Separate **Federal Register** notices will announce the availability of the draft EIS, which will be available for public comment, and the final EIS, which will be available for public inspection. NHTSA also plans to continue to post information about the NEPA process and this MD/HD vehicle fuel efficiency improvement program rulemaking on its Web site (<http://www.nhtsa.dot.gov>).

³² 40 CFR 1500.1(b).

³³ If you prefer to receive NHTSA's NEPA correspondence by U.S. mail, NHTSA intends to provide its NEPA publications via a CD readable on a personal computer.

³⁴ 40 CFR 1506.10.

33570

Federal Register / Vol. 75, No. 113 / Monday, June 14, 2010 / Proposed Rules

Issued: June 9, 2010.

Stephen R. Kratzke,*Associate Administrator for Rulemaking,*

[FR Doc. 2010-14167 Filed 6-11-10; 8:45 am]

BILLING CODE P

DEPARTMENT OF COMMERCE**National Oceanic and Atmospheric Administration****50 CFR Part 600**

[Docket No. 100330171-0232-01]

RIN 0648-AY79

**Magnuson-Stevens Act Provisions;
Fishing Capacity Reduction
Framework****AGENCY:** National Marine Fisheries Service (NMFS), National Oceanic and Atmospheric Administration (NOAA), Commerce.**ACTION:** Proposed rule; request for comments.

SUMMARY: NMFS proposes amendments to the framework regulations specifying procedures for implementing fishing capacity reduction programs (reduction programs) in accordance with the Magnuson-Stevens Fishery Conservation and Management (Magnuson-Stevens) Reauthorization Act of 2007. A reduction program pays harvesters in a fishery that has more vessels than capacity either to surrender their fishing permits including relevant fishing histories for that fishery, or surrender all their fishing permits and cancelling their fishing vessels= fishing endorsements by permanently withdrawing the vessel from all fisheries. The cost of the program can be paid by post-reduction harvesters, taxpayers, or others. The intent of a program is to decrease the number of harvesters in the fishery, increase the economic efficiency of harvesting, and facilitate the conservation and management of fishery resources in each fishery in which NMFS conducts a reduction program.

DATES: Comments must be received by July 29, 2010.**ADDRESSES:** You may submit comments, identified by 0648-AY79, by either of the following methods:

Electronic Submission: Submit all electronic public comments via the Federal eRulemaking Portal <http://www.regulations.gov>; or

Mail: Michael A. Sturtevant, Financial Services Division, NMFS-MB5, 1315 East-West Highway, Silver Spring, MD 20910.

Instructions: Comments will be posted for public viewing after the comment period has closed. All comments received are a part of the public record and will generally be posted to <http://www.regulations.gov> without change. All Personal Identifying Information (for example, name, address, etc.) voluntarily submitted by the commenter may be publicly accessible. Do not submit Confidential Business Information or otherwise sensitive or protected information. NMFS will accept anonymous comments (enter N/A in the required fields, if you wish to remain anonymous). You may submit attachments to electronic comments in Microsoft Word, Excel, WordPerfect, or Adobe PDF file formats only.

Send comments regarding the burden-hour estimates or other aspects of the collection-of-information requirements contained in this proposed rule to Michael A. Sturtevant at the address specified above and also to the Office of Information and Regulatory Affairs, Office of Management and Budget (OMB), Washington, DC 20503 (Attention: NOAA Desk Officer) or e-mail to David_Rosker@ob.eop.gov, or fax to (202) 395-7825. Copies of the Initial Regulatory Flexibility Analysis (IRFA) and Regulatory Impact Review prepared for this action may be obtained from Michael A. Sturtevant at the above address.

FOR FURTHER INFORMATION CONTACT: Michael A. Sturtevant at 301-713-2390 or michael.a.sturtevant@noaa.gov.

SUPPLEMENTARY INFORMATION:**Electronic Access**

This **Federal Register** document is also accessible via the Internet at www.gpoaccess.gov/fr.

I. Statutory and Regulatory Background

Many U.S. fisheries have excess fishing capacity. Excess fishing capacity decreases earnings, complicates management, and imperils conservation. To provide for fishing capacity reduction programs, in 1996 Congress amended the Magnuson-Stevens Fishery Conservation and Management Act (Magnuson-Stevens Act) by adding section 312(b)-(e) (16 U.S.C. 1861a(b)-(e)). The framework regulations to conduct these reduction programs were published as an interim final rule on May 18, 2000 (65 FR 31430) and codified as subpart L to 50 CFR part 600. To finance reduction costs, Congress amended Title XI of the Merchant Marine Act, 1936 (Title XI), by adding new sections 1111 and 1112. The Title XI provisions involving

fishing capacity reduction loans have been codified at 46 U.S.C. 53735.

This action proposes to amend subpart L to 50 CFR part 600 to implement the Magnuson-Stevens Fishery Conservation and Management Reauthorization Act (Public Law 109-479) amendments for requesting and conducting fishing capacity reduction programs.

II. Magnuson-Stevens Reauthorization Act Changes

The Magnuson-Stevens Reauthorization Act requires several modifications to the framework regulations.

First, the Magnuson-Stevens Reauthorization Act contained a provision that states that, in addition to the appropriate fishery management Council or Governor of a State, a majority of permit holders in the fishery may request a buyback program. Such a program may be conducted if the Secretary determines that the program is necessary to prevent or end overfishing, rebuild stocks of fish, or achieve measurable and significant improvements in the conservation and management of the fishery. As a result of this change, NMFS is amending the definition of "Requester" and the regulations outlining the process for submission requests to allow permit holders, if they constitute a majority, to request a buyback program.

Second, the Magnuson-Stevens Reauthorization Act clarified that a permit holder relinquishes any future limited access system claims associated with the permit or vessel participating in a reduction program and that (if not scrapped) the vessel will be effectively prevented from fishing in Federal or state waters, or fishing on the high seas or in the waters of a foreign nation. The Magnuson-Stevens Reauthorization Act revised section 312(b)(2)(A) to recognize that the owner of a fishing vessel may be different from the permit holder. As a result of this change, NMFS is amending the regulations to require that, along with surrendering the permit authorizing the participation of the vessel in the fishery, for permanent revocation, both the vessel owner and the permit holder, if different from the vessel owner, relinquish any claim associated with the vessel or permit that could qualify such owner or permit holder for any present or future limited access system permit in the fishery for which the program is established or in any other fishery.

Third, the Magnuson-Stevens Reauthorization Act added Section 312(b)(5) regarding payment conditions stating that if a vessel is not scrapped,

APPENDIX C

Technical Support Document

C.1 Comparing Underlying Assumptions in MOVES with the Climate Scenarios in Chapter 3

Many of the economic assumptions used in the Mobile Vehicle Emissions Simulator (MOVES) model (such as fuel price, vehicle-miles traveled [VMT], and U.S. gross domestic product [GDP]) are based on the Energy Information Administration's (EIA) Annual Energy Outlook (AEO) 2010 (EIA 2010a) and International Energy Outlook (IEO) 2010 (EIA 2010b). These publications forecast U.S. and global energy supply and demand to 2035. Figures C-1 to C-5 show how the EIA forecasts of global and U.S. GDP, carbon dioxide (CO₂) emissions from energy use and primary energy use compare against the assumptions used to develop the Global Change Assessment Model (GCAM) reference scenario.¹ Both forecasts presented here are for reference scenarios. The GDP growth assumptions for the IEO reference scenario are slightly higher than those used in the GCAM scenarios by about 0.1 percent annually for the world and 0.3 percent annually for the United States (*see* Figure C-1).

Despite the IEO assumption of higher economic growth, the growth in primary energy use is similar for IEO and GCAM with the total primary energy use in GCAM slightly higher than that of the IEO, as shown in Figure C-2. Much of the difference in energy use in the IEO forecast is due to assumptions of higher coal use, which results in higher CO₂ emissions, as shown in Figure C-3 for the world and in Figure C-4 for the United States. Additionally, the IEO reference scenario estimates have a lower share of "other" fuels, which include biomass and renewable fuels, which is likely due to different treatments of non-commercial fuels in the two sets of forecasts.²

¹ The IEO 2010 uses energy supply and consumption from the AEO 2010 for the United States. The numbers from the GCAM scenario nuclear primary energy forecast were adjusted to account for differences in reporting primary energy use for nuclear energy and non-biomass renewable energy.

² For AEO reference scenario, "other" includes biomass, hydropower, and other renewable fuels.

Figure C-1. Average GDP Growth Rates (2005–2035)

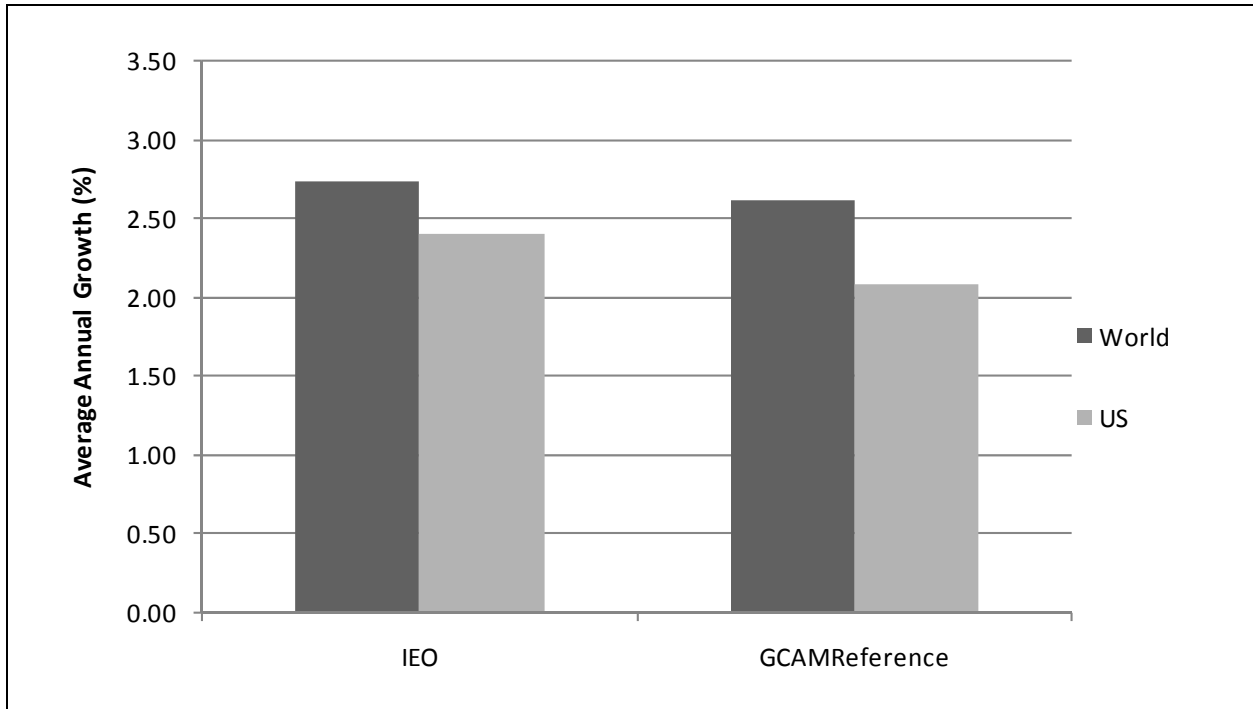


Figure C-2. World Primary Energy Use Forecast

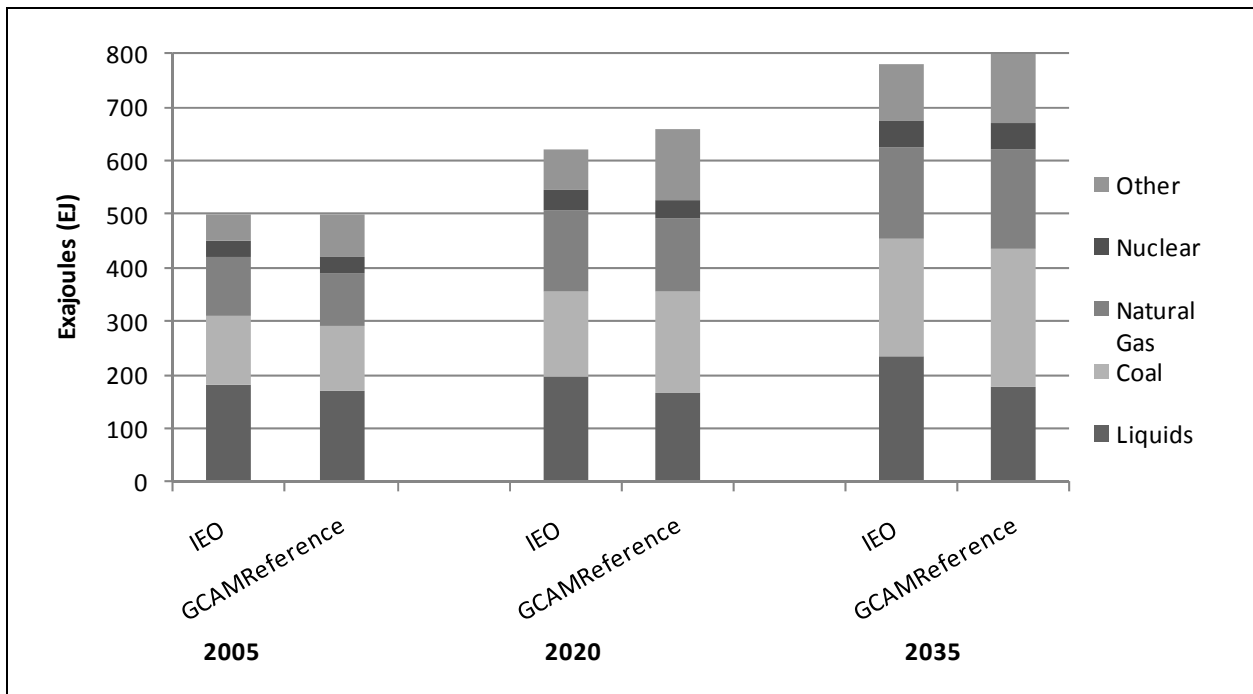


Figure C-3. Global CO₂ Emissions from Fossil Fuel Use

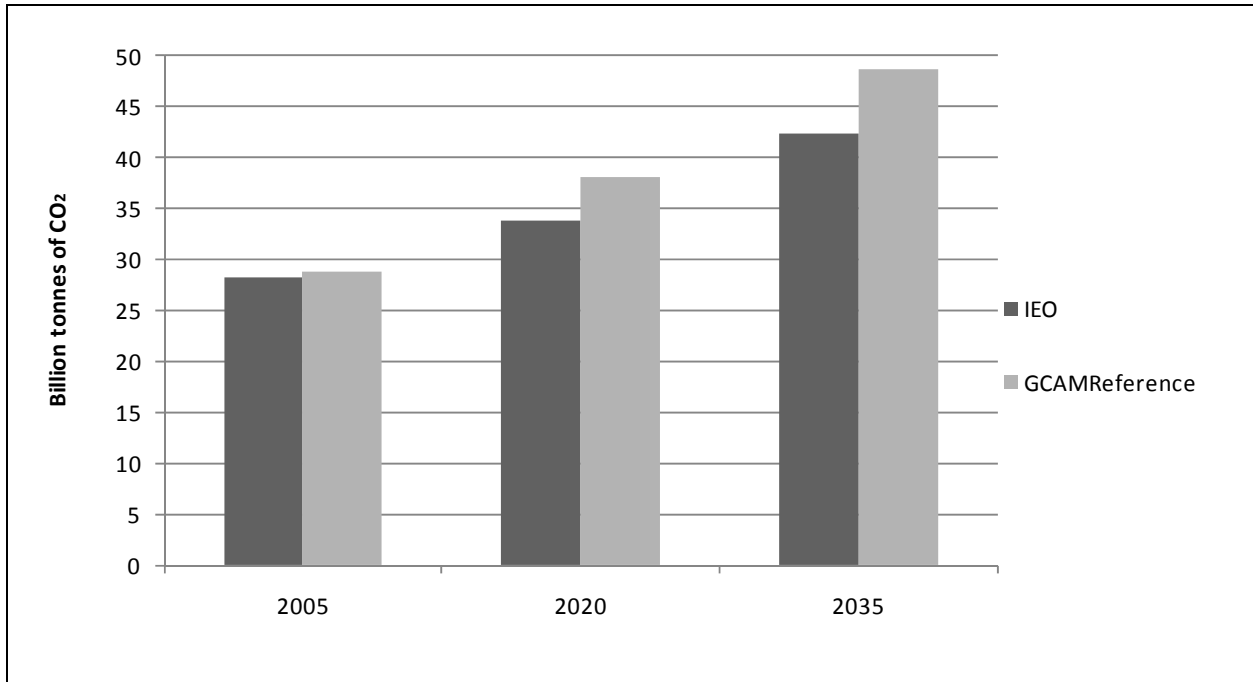
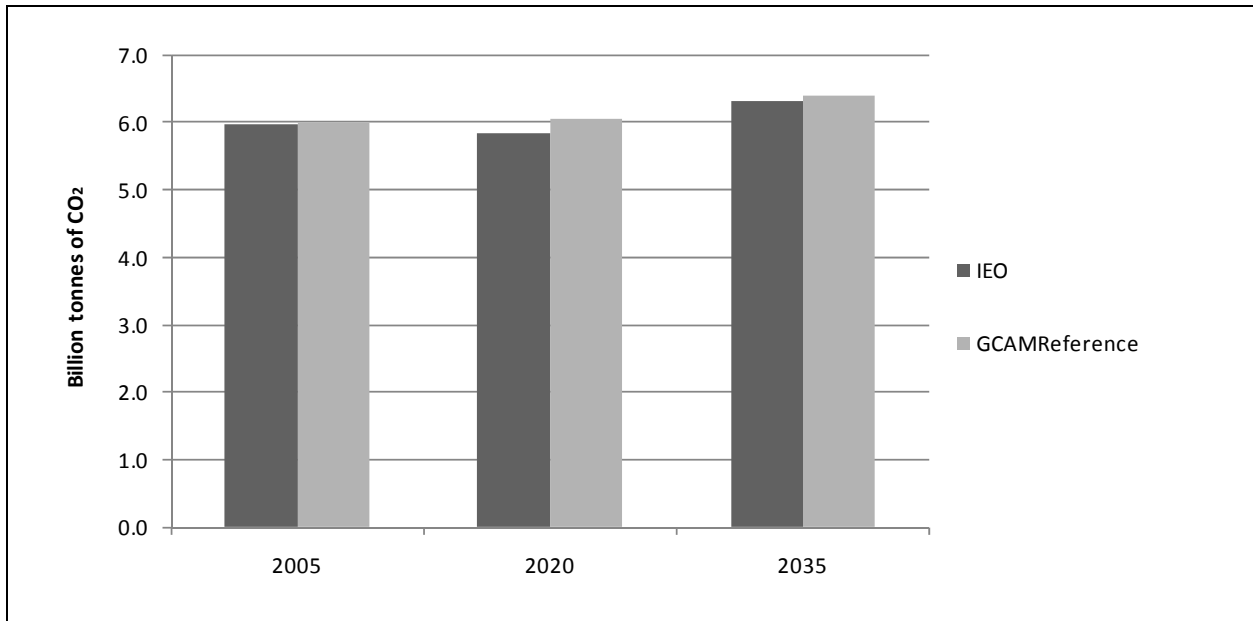


Figure C-4. U.S. CO₂ Emissions from Fossil Fuel Use

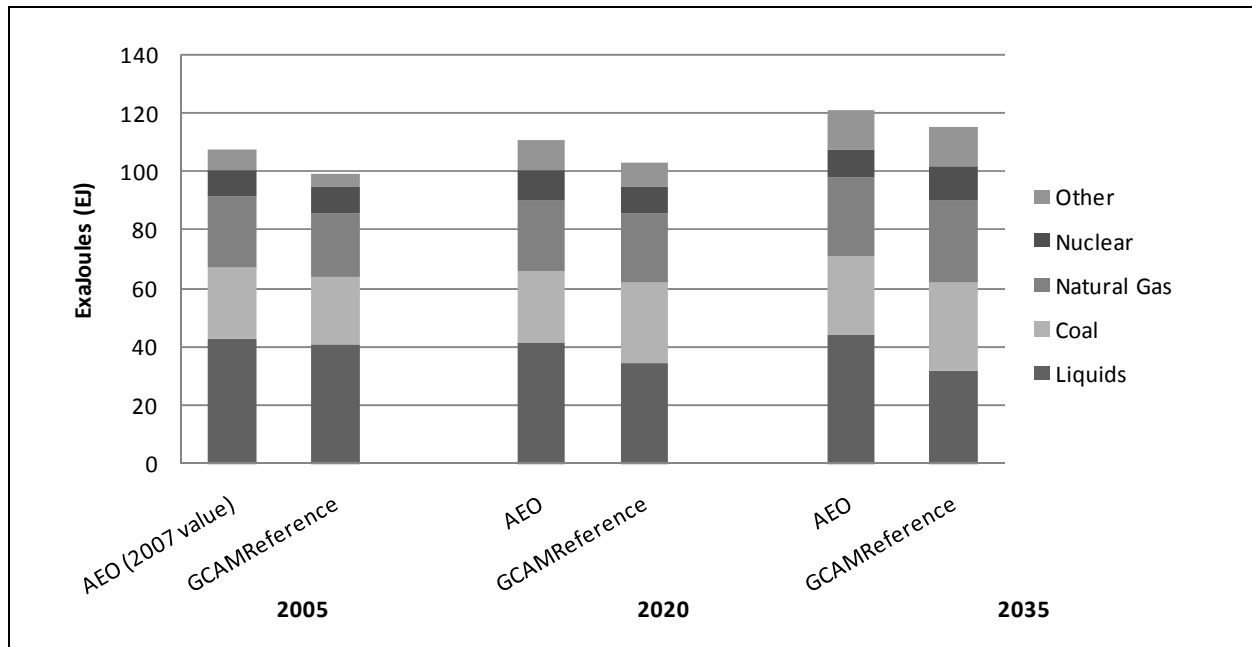


The primary energy use projections for the United States show a different trend than the global numbers. The AEO 2010 (EIA 2010a)³ projection shows an increase in total primary energy use in the United States, but much of the increase is from the use of coal and liquid fuels. The GCAM reference

³ AEO 2010 (EIA 2010a) estimates were used for U.S. primary energy consumption.

scenario has a lower energy use and greater growth in the use of natural gas (*see* Figure C-5) but some of these differences could be due in part to EIA's use of higher heating value (HHV) to report energy use and GCAM's reporting of lower heating value (LHV)⁴. Similar CO₂ emissions from the two cases result (*see* Figure C-2).

Figure C-5. U.S. Primary Energy Use Forecast



Where information in the analysis included in this environmental impact statement (EIS) is incomplete or unavailable, the National Highway Traffic Safety Administration (NHTSA) has relied on the Council on Environmental Quality (CEQ) regulations regarding incomplete or unavailable information (*see* 40 CFR § 1502.22(b)). In this case, despite the inconsistencies between the GCAM assumptions on global trends across all GHG-emitting sectors (and the drivers that affect them) and the particularities of the emissions estimates for the U.S. transportation sector provided by the MOVES model and the Greenhouse Gases, Regulated Emissions, and Energy Use in Transportation (GREET) model, the approach used is valid for this analysis. These inconsistencies affect all alternatives equally; therefore, they do not hinder a comparison of the alternatives in terms of their relative effects on climate.

The approaches focus on marginal changes in emissions that affect climate. As stated in Section 3.4.4.1 of this EIS, this rulemaking for HD vehicles is expected to reduce global CO₂ emissions marginally by about 0.1 to 0.2 percent from their projected levels under the No Action Alternative (Alternative 1). Thus, the approaches result in a reasonable characterization of climate change for a given set of emissions reductions, regardless of the underlying details associated with those emissions reductions. Section 3.4.4 characterizes projected climate change under the No Action Alternative and the action alternatives (Alternatives 2 through 8).

The climate sensitivity analysis conducted for this EIS provides a basis for determining climate responses to varying climate sensitivities under the No Action Alternative and the Preferred Alternative (Alternative 6). Section 3.4.3.2.2 discusses the methodology for the sensitivity analysis. Although the Model for Assessment of Greenhouse Gas-induced Climate Change (MAGICC) does not simulate abrupt climate change processes, some responses of the climate system represented in MAGICC are slightly

⁴ EIA typically uses gross heat content values, also known as higher or upper heating value.

nonlinear, primarily due to carbon cycle feedbacks and the logarithmic response of equilibrium temperature to CO₂ concentration. Therefore, by using a range of emissions cases and climate sensitivities, the effects of the alternatives in relation to different scenarios and sensitivities can be estimated.

C.2 Comparing Underlying Assumptions in MOVES with the Climate Scenarios in Chapter 4

Many of the economic assumptions used in the MOVES model (such as fuel price, VMT, U.S. GDP) are based on the EIA AEO 2010 (EIA 2010a) and IEO 2010 (EIA 2010b), which forecast energy supply and demand in the United States and globally to 2035. Figures C-6 through C-10 show how the EIA forecasts of global and U.S. GDP, CO₂ emissions from energy use and primary energy use compare against the assumptions used to develop the GCAM scenarios.⁵ The IEO forecast is for a reference case, while the GCAM forecasts are for a reference case and two climate policy cases.

The GCAM reference emissions scenario assumes that no climate policy would be implemented beyond the current set of international emission reduction policies in place (with an associated atmospheric CO₂ concentration of 785ppm in 2100), whereas the GCAM6.0 and RCP4.5 scenarios correspond to total radiative forcing stabilization by 2100 and associated CO₂ concentrations at roughly 678 ppm and 522 ppm, respectively, after accounting for the contributions to radiative forcing from the non-CO₂ GHGs.

The GDP growth assumptions for the IEO reference scenario are slightly higher than those used in the GCAM scenario, by about 0.1 percent annually for the world and 0.3 percent annually for the United States (*see* Figure C-6).

Despite this IEO assumption of higher economic growth, the growth in primary energy use is similar for IEO and GCAM, with the primary energy use in GCAM slightly higher than that of the IEO, as shown in Figure C-7. Much of the difference in energy use in the IEO forecast is due to assumptions of higher global coal consumption that result in higher CO₂ emissions, as shown in Figure C-8. Additionally, the IEO reference scenario estimates have a particularly low share of “other” fuels, which includes biomass and renewable fuels, which is likely due to different treatments of non-commercial fuels in the two sets of forecasts.

The primary energy use projections for the United States show a different trend than the global numbers, as is shown in Figure C-9. The AEO 2010 (EIA 2010a)⁶ projection shows an increase in total primary energy use in the United States, but much of the increase is from the use of coal and liquid fuels. The GCAM reference scenario has a lower energy use and greater growth in the use of natural gas (*see* Figure C-10) but some of these differences may be due in part to EIA’s use of HHV to report energy use and GCAM’s reporting of LHV.⁷ Similar CO₂ emissions from the two cases result (*see* Figure C-7).

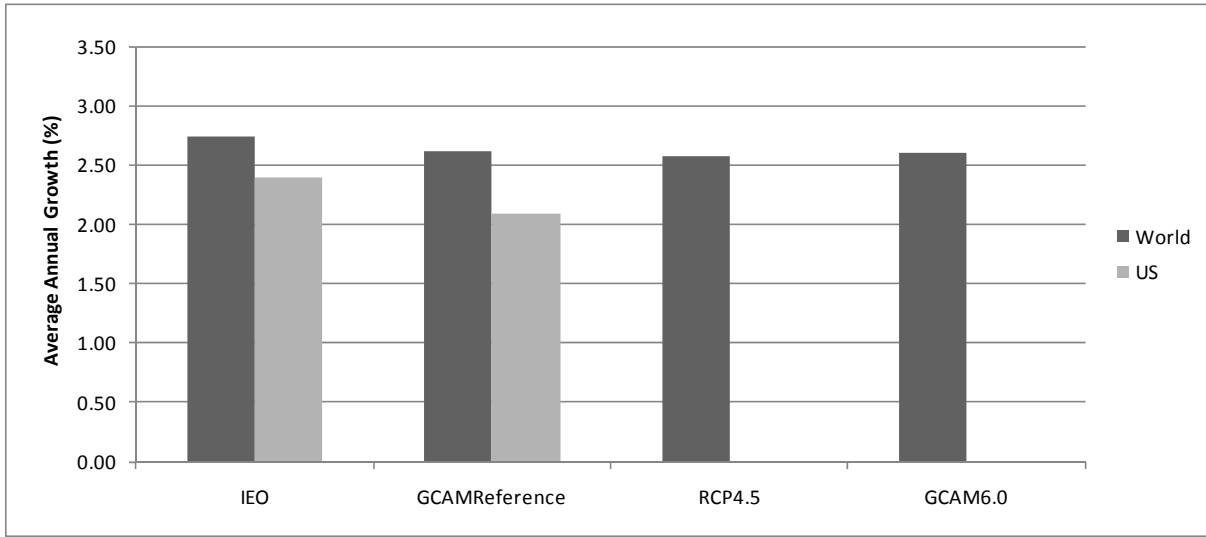
Both approaches focus on the marginal climate effects of marginal changes in emissions. Thus, they generate a reasonable characterization of climate changes for a given set of emissions reductions, regardless of the underlying details associated with those emissions reductions. The discussion in Section 4.4.4 of this EIS characterizes projected climate change under the No Action Alternative and the changes associated with each action alternative.

⁵ See footnote 1.

⁶ See footnote 3

⁷ See footnote 4

Figure C-6. Average GDP Growth Rates (2005 to 2035) a/



a/ GDP growth rates were not available for the United States under GCAM6.0 and RCP4.5 scenarios

Figure C-7. World Primary Energy Use Forecast

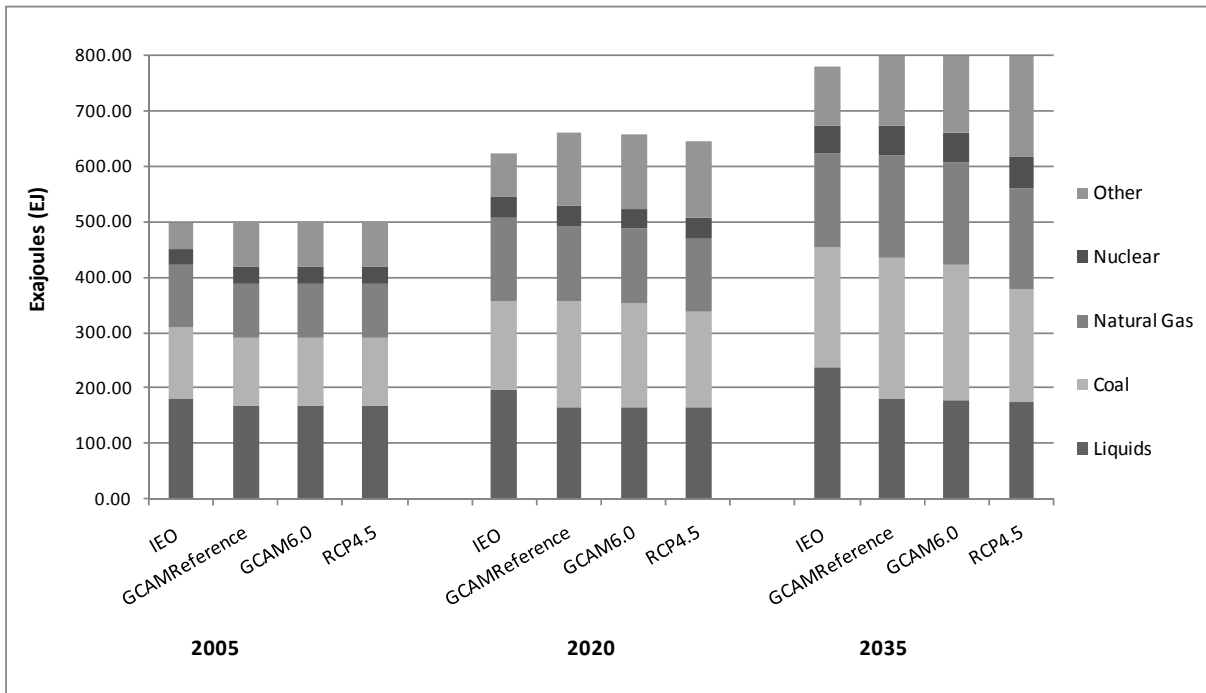


Figure C-8. Global Annual CO₂ Emissions from Fossil Fuel Use

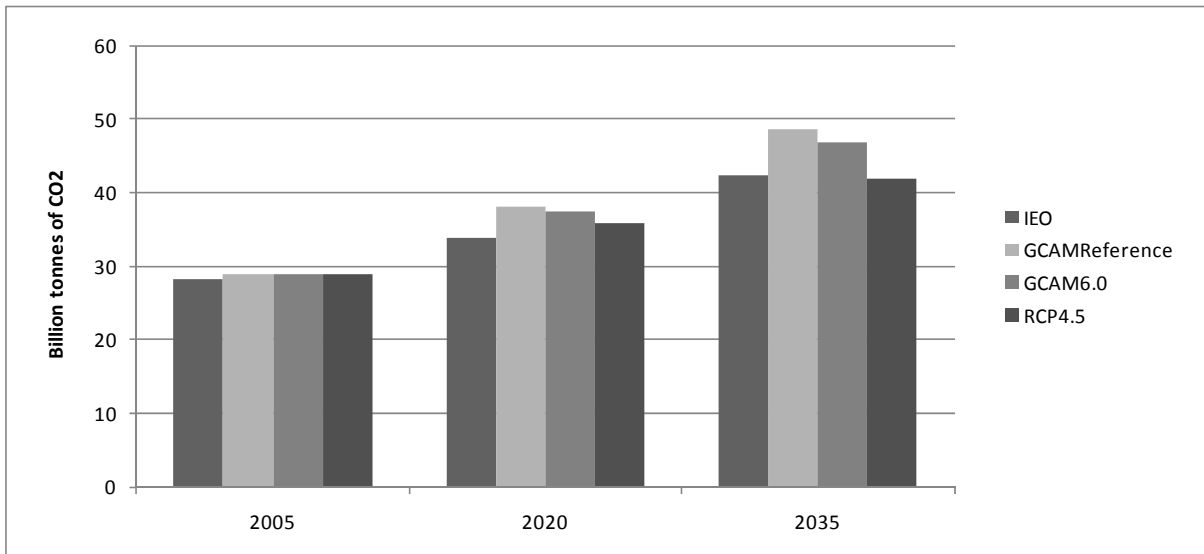


Figure C-9. U.S. Annual CO₂ Emissions from Fossil Fuel Use

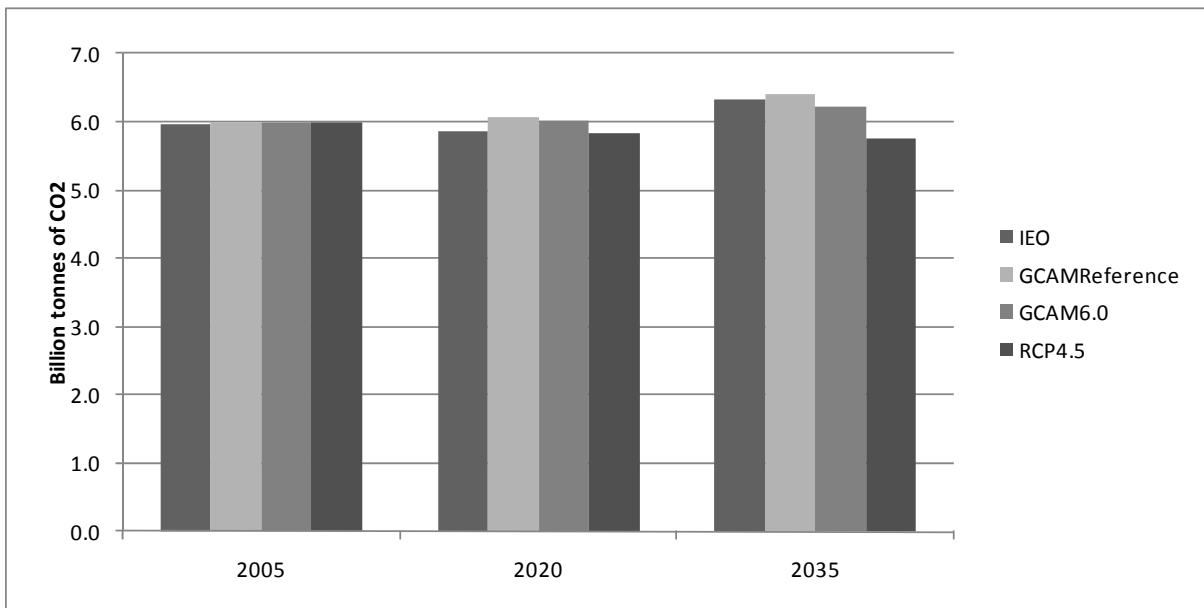
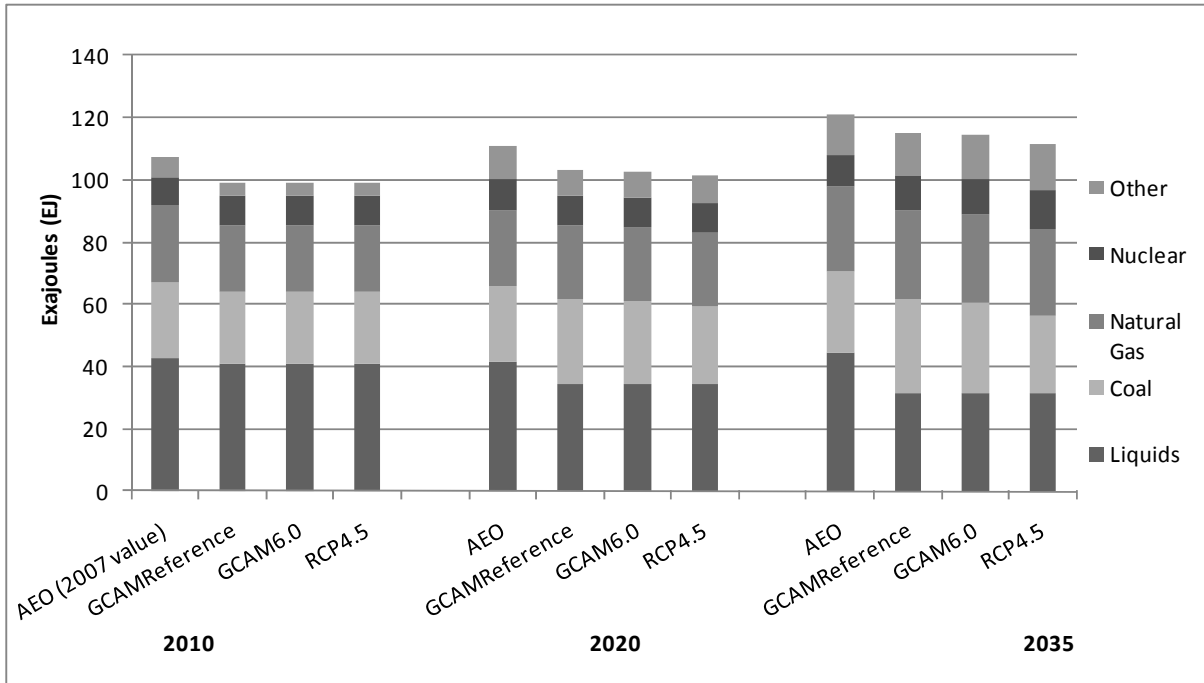


Figure C-10. U.S. Primary Energy Use Forecast



REFERENCES

EIA (Energy Information Administration). 2010a. Annual Energy Outlook 2010. U.S. Department of Energy. Washington, District of Columbia. DOE/EIA-0383(2010). 221 pgs. Available at: <www.eia.doe.gov/oiaf/aeo/>. Accessed: September 15, 2010.

EIA (Energy Information Administration). 2010b. International Energy Outlook 2010. U.S. Department of Energy. Washington, District of Columbia. DOE/EIA-0484(2010). 328 pgs. Available at: <<http://www.eia.doe.gov/oiaf/ieo/index.html>>. Accessed: September 15, 2010.

APPENDIX D

Air Quality Modeling Data

Table D1-1 Emission Changes μ / by Nonattainment Area with Alternative Standards for HD Vehicles Acetaldehyde 2018														
Nonattainment Area	Pollutant	Status $c/$	General Conformity Threshold $d/$	Emissions Changes for Proposed Alternatives (tons/year)										
				Alt. 1	Alt. 2	Alt. 3	Alt. 4	Alt. 6A	Alt. 5	Alt. 6 $b/$	Alt. 7	Alt. 6B	Alt. 8	
				No Action	Engine Only	Class 8 Tractors	Engines & Classes 7– 8 Tractors	15% below Preferred Alternative Stringency	Engines, Classes 7– 8 Tractors, & Classes 2b–3	Engines, Tractors, & Classes 2b–8	Engines, Tractors, & Truck, & Trailers	20% above Preferred Alternative Stringency	Accelerated Hybrid Adoption	
Addison Township (Gallia County), OH	SO _x	Maintenance	100	0.00	0.00	0.00	0.00	0.00	0.00	0.00	0.00	0.00	0.00	0.00
Ajo (Pima County), AZ	PM ₁₀	Moderate	100	0.00	0.00	-0.02	-0.02	-0.02	-0.02	-0.02	-0.02	-0.02	-0.02	-0.02
Ajo (Pima County), AZ	SO _x	Maintenance	100	0.00	0.00	-0.02	-0.02	-0.02	-0.02	-0.02	-0.02	-0.02	-0.02	-0.02
Albany-Schenectady-Troy, NY	Ozone	Former Subpart 1	50	0.00	0.04	-3.04	-3.10	-3.10	-3.10	-3.10	-3.10	-3.10	-3.10	-3.10
Albuquerque, NM	CO	Maintenance	100	0.00	0.02	-1.41	-1.44	-1.44	-1.44	-1.44	-1.44	-1.44	-1.44	-1.44
Allegan County, MI	Ozone	Former Subpart 1	50	0.00	0.00	-0.34	-0.34	-0.34	-0.34	-0.34	-0.34	-0.34	-0.34	-0.34
Allentown-Bethlehem-Easton, PA	Ozone	Maintenance	100	0.00	0.02	-1.42	-1.44	-1.44	-1.44	-1.44	-1.44	-1.44	-1.44	-1.44
Altoona, PA	Ozone	Maintenance	100	0.00	0.00	-0.25	-0.26	-0.26	-0.26	-0.26	-0.26	-0.26	-0.26	-0.26
Amador and Calveras Counties (Central Mountain), CA	Ozone	Former Subpart 1	50	0.00	0.00	-0.36	-0.37	-0.37	-0.37	-0.37	-0.37	-0.37	-0.37	-0.37
Anchorage, AK	CO	Maintenance	100	0.00	0.00	-0.33	-0.33	-0.33	-0.33	-0.33	-0.33	-0.33	-0.33	-0.33
Anthony, NM	PM ₁₀	Moderate	100	0.00	0.00	-0.02	-0.02	-0.02	-0.02	-0.02	-0.02	-0.02	-0.02	-0.02
Armstrong County, PA	SO _x	Nonattainment	100	0.00	0.00	-0.01	-0.01	-0.01	-0.01	-0.01	-0.01	-0.01	-0.01	-0.01
Aspen, CO	PM ₁₀	Maintenance	100	0.00	0.00	-0.02	-0.02	-0.02	-0.02	-0.02	-0.02	-0.02	-0.02	-0.02
Atlanta, GA	Ozone	Moderate	50	0.00	0.41	-31.30	-31.91	-31.89	-31.89	-31.89	-31.89	-31.88	-31.89	-31.88
Atlanta, GA	PM _{2.5}	Nonattainment	100	0.00	0.41	-31.30	-31.91	-31.89	-31.89	-31.89	-31.89	-31.88	-31.89	-31.88
Atlantic City, NJ	CO	Maintenance	100	0.00	0.00	-0.12	-0.13	-0.13	-0.13	-0.13	-0.13	-0.13	-0.13	-0.13
Bakersfield, CA	CO	Maintenance	100	0.00	0.01	-1.03	-1.05	-1.05	-1.05	-1.05	-1.05	-1.05	-1.05	-1.05
Baltimore, MD	CO	Maintenance	100	0.00	0.19	-14.12	-14.39	-14.38	-14.38	-14.38	-14.38	-14.38	-14.38	-14.38
Baltimore, MD	Ozone	Moderate	50	0.00	0.19	-14.12	-14.39	-14.38	-14.38	-14.38	-14.38	-14.38	-14.38	-14.38
Baltimore, MD	PM _{2.5}	Nonattainment	100	0.00	0.19	-14.12	-14.39	-14.38	-14.38	-14.38	-14.38	-14.38	-14.38	-14.38
Baton Rouge, LA	Ozone	Moderate	50	0.00	0.02	-1.70	-1.74	-1.73	-1.73	-1.73	-1.73	-1.73	-1.73	-1.73
Beaumont-Port Arthur, TX	Ozone	Moderate	50	0.00	0.01	-0.97	-0.98	-0.98	-0.98	-0.98	-0.98	-0.98	-0.98	-0.98
Benton County, TN	SO _x	Maintenance	100	0.00	0.00	0.00	0.00	0.00	0.00	0.00	0.00	0.00	0.00	0.00
Benton Harbor, MI	Ozone	Maintenance	100	0.00	0.01	-0.45	-0.46	-0.46	-0.46	-0.46	-0.46	-0.46	-0.46	-0.46
Benzie County, MI	Ozone	Maintenance	100	0.00	0.00	-0.05	-0.05	-0.05	-0.05	-0.05	-0.05	-0.05	-0.05	-0.05
Berkeley and Jefferson Counties, WV	Ozone	Maintenance	100	0.00	0.00	-0.35	-0.35	-0.35	-0.35	-0.35	-0.35	-0.35	-0.35	-0.35
Billings, MT	CO	Maintenance	100	0.00	0.00	-0.17	-0.18	-0.18	-0.18	-0.18	-0.18	-0.18	-0.18	-0.18
Birmingham, AL	Ozone	Maintenance	100	0.00	0.07	-4.92	-5.02	-5.02	-5.02	-5.02	-5.02	-5.02	-5.02	-5.02
Birmingham, AL	PM _{2.5}	Nonattainment	100	0.00	0.07	-4.92	-5.02	-5.02	-5.02	-5.02	-5.02	-5.02	-5.02	-5.02
Boise-Northern Ada County, ID	CO	Maintenance	100	0.00	0.02	-1.52	-1.55	-1.55	-1.55	-1.55	-1.55	-1.55	-1.55	-1.55
Boise-Northern Ada County, ID	PM ₁₀	Maintenance	100	0.00	0.02	-1.52	-1.55	-1.55	-1.55	-1.55	-1.55	-1.55	-1.55	-1.55
Bonner County (Sandpoint), ID	PM ₁₀	Moderate	100	0.00	0.00	-0.04	-0.04	-0.04	-0.04	-0.04	-0.04	-0.04	-0.04	-0.04
Boston, MA	CO	Maintenance	100	0.00	0.03	-2.05	-2.09	-2.09	-2.09	-2.09	-2.09	-2.09	-2.09	-2.09
Boston-Lawrence-Worcester (eastern MA), MA	Ozone	Moderate	50	0.00	0.16	-12.17	-12.41	-12.40	-12.40	-12.40	-12.40	-12.40	-12.40	-12.40
Boston-Manchester-Portsmouth (southeast NH), NH	Ozone	Moderate	50	0.00	0.02	-1.53	-1.56	-1.56	-1.56	-1.56	-1.56	-1.56	-1.56	-1.56
Boyd County (part), KY	SO _x	Maintenance	100	0.00	0.00	-0.02	-0.02	-0.02	-0.02	-0.02	-0.02	-0.02	-0.02	-0.02
Buffalo-Niagara Falls, NY	Ozone	Former Subpart 1	50	0.00	0.04	-2.79	-2.84	-2.84	-2.84	-2.84	-2.84	-2.84	-2.84	-2.84
Burlington, NJ	CO	Maintenance	100	0.00	0.00	-0.02	-0.02	-0.02	-0.02	-0.02	-0.02	-0.02	-0.02	-0.02
Butte, MT	PM ₁₀	Moderate	100	0.00	0.00	-0.05	-0.05	-0.05	-0.05	-0.05	-0.05	-0.05	-0.05	-0.05
Canon City, CO	PM ₁₀	Maintenance	100	0.00	0.00	-0.04	-0.05	-0.05	-0.05	-0.05	-0.05	-0.05	-0.05	-0.05
Canton-Massillon, OH	Ozone	Maintenance	100	0.00	0.02	-1.44	-1.46	-1.46	-1.46	-1.46	-1.46	-1.46	-1.46	-1.46
Canton-Massillon, OH	PM _{2.5}	Nonattainment	100	0.00	0.02	-1.44	-1.46	-1.46	-1.46	-1.46	-1.46	-1.46	-1.46	-1.46
Case County, MI	Ozone	Maintenance	100	0.00	0.00	-0.11	-0.11	-0.11	-0.11	-0.11	-0.11	-0.11	-0.11	-0.11

Table D1-1 Emission Changes <u>a</u> / by Nonattainment Area with Alternative Standards for HD Vehicles Acetaldehyde 2018														
Nonattainment Area	Pollutant	Status <u>c</u> /	General Conformity Threshold <u>d</u> /	Emissions Changes for Proposed Alternatives (tons/year)										
				Alt. 1	Alt. 2	Alt. 3	Alt. 4	Alt. 6A	Alt. 5	Alt. 6 <u>b</u> /	Alt. 7	Alt. 6B	Alt. 8	
				No Action	Engine Only	Class 8 Tractors	Engines & Classes 7– 8 Tractors	15% below Preferred Alternative Stringency	Engines, Classes 7– 8 Tractors, & Classes 2b–3	Engines, Tractors, & Classes 2b–8	Engines, Tractors, & Truckers, Trailers	20% above Preferred Alternative Stringency	Accelerated Hybrid Adoption	
Center Township (Morgan County), OH	SO _x	Maintenance	100	0.00	0.00	0.00	0.00	0.00	0.00	0.00	0.00	0.00	0.00	0.00
Central Steptoe Valley (White Pine County), NV	SO _x	Maintenance	100	0.00	0.00	-0.02	-0.02	-0.02	-0.02	-0.02	-0.02	-0.02	-0.02	-0.02
Charleston, WV	Ozone	Maintenance	100	0.00	0.02	-1.37	-1.39	-1.39	-1.39	-1.39	-1.39	-1.39	-1.39	-1.39
Charleston, WV	PM _{2.5}	Nonattainment	100	0.00	0.02	-1.37	-1.39	-1.39	-1.39	-1.39	-1.39	-1.39	-1.39	-1.39
Charlotte, NC	CO	Maintenance	100	0.00	0.02	-1.71	-1.75	-1.75	-1.75	-1.75	-1.75	-1.75	-1.75	-1.75
Charlotte-Gastonia-Rock Hill, NC-SC	Ozone	Moderate	50	0.00	0.05	-3.86	-3.93	-3.93	-3.93	-3.93	-3.93	-3.93	-3.93	-3.93
Chattanooga, TN-GA-AL	PM _{2.5}	Nonattainment	100	0.00	0.02	-1.32	-1.34	-1.34	-1.34	-1.34	-1.34	-1.34	-1.34	-1.34
Chattanooga, TN-GA	Ozone	Former Subpart 1	50	0.00	0.02	-1.20	-1.22	-1.22	-1.22	-1.22	-1.22	-1.22	-1.22	-1.22
Chicago-Gary-Lake County, IL-IN	Ozone	Moderate	50	0.00	0.45	-33.96	-34.62	-34.59	-34.59	-34.60	-34.59	-34.59	-34.60	-34.59
Chicago-Gary-Lake County, IL-IN	PM _{2.5}	Nonattainment	100	0.00	0.45	-33.96	-34.62	-34.59	-34.59	-34.60	-34.59	-34.60	-34.59	-34.59
Chico, CA	CO	Maintenance	100	0.00	0.01	-0.80	-0.81	-0.81	-0.81	-0.81	-0.81	-0.81	-0.81	-0.81
Chico, CA	Ozone	Former Subpart 1	50	0.00	0.01	-0.80	-0.81	-0.81	-0.81	-0.81	-0.81	-0.81	-0.81	-0.81
Cincinnati-Hamilton, OH-KY-IN	Ozone	Former Subpart 1	50	0.00	0.12	-9.27	-9.45	-9.44	-9.44	-9.44	-9.44	-9.44	-9.44	-9.44
Cincinnati-Hamilton, OH-KY-IN	PM _{2.5}	Nonattainment	100	0.00	0.12	-9.27	-9.45	-9.44	-9.44	-9.44	-9.44	-9.44	-9.44	-9.44
Clairton & 4 Boroughs, PA	PM ₁₀	Maintenance	100	0.00	0.00	-0.04	-0.04	-0.04	-0.04	-0.04	-0.04	-0.04	-0.04	-0.04
Clark County, NV	PM ₁₀	Serious	70	0.00	0.05	-3.41	-3.48	-3.48	-3.48	-3.48	-3.48	-3.48	-3.48	-3.48
Clarksville-Hopkinsville, TN-KY	Ozone	Maintenance	100	0.00	0.01	-0.61	-0.62	-0.62	-0.62	-0.62	-0.62	-0.62	-0.62	-0.62
Clearfield and Indiana Counties, PA	Ozone	Maintenance	100	0.00	0.01	-0.44	-0.44	-0.44	-0.44	-0.44	-0.44	-0.44	-0.44	-0.44
Cleveland, OH	CO	Maintenance	100	0.00	0.03	-2.33	-2.37	-2.37	-2.37	-2.37	-2.37	-2.37	-2.37	-2.37
Cleveland-Akron-Lorain, OH	Ozone	Maintenance	100	0.00	0.16	-11.99	-12.22	-12.21	-12.21	-12.21	-12.21	-12.21	-12.21	-12.21
Cleveland-Akron-Lorain, OH	PM _{2.5}	Nonattainment	100	0.00	0.16	-11.99	-12.22	-12.21	-12.21	-12.21	-12.21	-12.21	-12.21	-12.21
Coachella Valley, CA	PM ₁₀	Serious	70	0.00	0.02	-1.42	-1.45	-1.45	-1.45	-1.45	-1.45	-1.45	-1.45	-1.45
Colbert County, AL	SO _x	Maintenance	100	0.00	0.00	-0.15	-0.15	-0.15	-0.15	-0.15	-0.15	-0.15	-0.15	-0.15
Colorado Springs, CO	CO	Maintenance	100	0.00	0.02	-1.37	-1.39	-1.39	-1.39	-1.39	-1.39	-1.39	-1.39	-1.39
Columbia Falls, MT	PM ₁₀	Moderate	100	0.00	0.00	-0.01	-0.01	-0.01	-0.01	-0.01	-0.01	-0.01	-0.01	-0.01
Columbia, SC	Ozone	Former Subpart 1	50	0.00	0.02	-1.55	-1.58	-1.58	-1.58	-1.58	-1.58	-1.58	-1.58	-1.58
Columbus, OH	Ozone	Maintenance	100	0.00	0.10	-7.54	-7.69	-7.68	-7.68	-7.68	-7.68	-7.68	-7.68	-7.68
Columbus, OH	PM _{2.5}	Nonattainment	100	0.00	0.10	-7.54	-7.69	-7.68	-7.68	-7.68	-7.68	-7.68	-7.68	-7.68
Conewango Township (Warren County), PA	SO _x	Maintenance	100	0.00	0.00	-0.01	-0.01	-0.01	-0.01	-0.01	-0.01	-0.01	-0.01	-0.01
Coso Junction, CA	PM ₁₀	Moderate	100	0.00	0.00	0.00	0.00	0.00	0.00	0.00	0.00	0.00	0.00	0.00
Cuyahoga County, OH	PM ₁₀	Maintenance	100	0.00	0.06	-4.22	-4.30	-4.30	-4.30	-4.30	-4.30	-4.29	-4.30	-4.29
Cuyahoga County, OH	SO _x	Maintenance	100	0.00	0.06	-4.22	-4.30	-4.30	-4.30	-4.30	-4.30	-4.29	-4.30	-4.29
Dallas-Fort Worth, TX	Ozone	Moderate	50	0.00	0.21	-16.09	-16.40	-16.39	-16.39	-16.39	-16.39	-16.39	-16.39	-16.39
Dayton-Springfield, OH	Ozone	Maintenance	100	0.00	0.05	-3.84	-3.92	-3.91	-3.91	-3.91	-3.91	-3.91	-3.91	-3.91
Dayton-Springfield, OH	PM _{2.5}	Nonattainment	100	0.00	0.05	-3.84	-3.92	-3.91	-3.91	-3.91	-3.91	-3.91	-3.91	-3.91
Denver Metro, CO	PM ₁₀	Maintenance	100	0.00	0.09	-6.93	-7.06	-7.06	-7.06	-7.06	-7.06	-7.06	-7.06	-7.06
Denver-Boulder, CO	CO	Maintenance	100	0.00	0.09	-6.63	-6.76	-6.75	-6.75	-6.76	-6.75	-6.76	-6.75	-6.75
Denver-Boulder-Greeley-Fort Collins-Loveland, CO	Ozone	Former Subpart 1	50	0.00	0.11	-8.35	-8.51	-8.51	-8.51	-8.51	-8.51	-8.51	-8.51	-8.51
Detroit, MI	CO	Maintenance	100	0.00	0.05	-3.94	-4.02	-4.01	-4.01	-4.02	-4.01	-4.02	-4.01	-4.01
Detroit-Ann Arbor, MI	Ozone	Maintenance	100	0.00	0.29	-21.94	-22.37	-22.35	-22.35	-22.36	-22.35	-22.36	-22.35	-22.35
Detroit-Ann Arbor, MI	PM _{2.5}	Nonattainment	100	0.00	0.29	-21.94	-22.37	-22.35	-22.35	-22.36	-22.35	-22.36	-22.35	-22.35
Door County, WI	Ozone	Former Subpart 1	50	0.00	0.00	-0.09	-0.09	-0.09	-0.09	-0.09	-0.09	-0.09	-0.09	-0.09
Douglas (Cochise County), AZ	PM ₁₀	Moderate	100	0.00	0.00	-0.15	-0.16	-0.16	-0.16	-0.16	-0.16	-0.16	-0.16	-0.16

Table D1-1 Emission Changes <u>a</u> / by Nonattainment Area with Alternative Standards for HD Vehicles Acetaldehyde 2018														
Nonattainment Area	Pollutant	Status <u>c</u> /	General Conformity Threshold <u>d</u> /	Emissions Changes for Proposed Alternatives (tons/year)										
				Alt. 1	Alt. 2	Alt. 3	Alt. 4	Alt. 6A	Alt. 5	Alt. 6 <u>b</u> /	Alt. 7	Alt. 6B	Alt. 8	
				No Action	Engine Only	Class 8 Tractors	Engines & Classes 7– 8 Tractors	15% below Preferred Alternative Stringency	Engines, Classes 7– 8 Tractors, & Classes 2b–3	Engines, Tractors, & Classes 2b–8	Engines, Tractors, & Truck, & Trailers	20% above Preferred Alternative Stringency	Accelerated Hybrid Adoption	
Douglas (Cochise County), AZ	SO _x	Maintenance	100	0.00	0.00	-0.15	-0.16	-0.16	-0.16	-0.16	-0.16	-0.16	-0.16	-0.16
Duluth, MN	CO	Maintenance	100	0.00	0.00	-0.20	-0.20	-0.20	-0.20	-0.20	-0.20	-0.20	-0.20	-0.20
Eagle River, AK	PM ₁₀	Moderate	100	0.00	0.00	-0.02	-0.02	-0.02	-0.02	-0.02	-0.02	-0.02	-0.02	-0.02
East Chicago, IN	CO	Maintenance	100	0.00	0.01	-0.50	-0.51	-0.51	-0.51	-0.51	-0.51	-0.51	-0.51	-0.51
East Chicago, IN	PM ₁₀	Maintenance	100	0.00	0.01	-0.50	-0.51	-0.51	-0.51	-0.51	-0.51	-0.51	-0.51	-0.51
East Helena Area (Lewis and Clark County), MT	SO _x	Nonattainment	100	0.00	0.00	0.00	0.00	0.00	0.00	0.00	0.00	0.00	0.00	0.00
El Paso County, TX	PM ₁₀	Moderate	100	0.00	0.02	-1.15	-1.17	-1.17	-1.17	-1.17	-1.17	-1.17	-1.17	-1.17
El Paso, TX	CO	Maintenance	100	0.00	0.00	-0.08	-0.08	-0.08	-0.08	-0.08	-0.08	-0.08	-0.08	-0.08
Erie, PA	Ozone	Maintenance	100	0.00	0.01	-0.55	-0.57	-0.56	-0.56	-0.56	-0.56	-0.56	-0.56	-0.56
Essex County (Whiteface Mountain), NY	Ozone	Former Subpart 1	50	0.00	0.00	0.00	0.00	0.00	0.00	0.00	0.00	0.00	0.00	0.00
Eugene-Springfield, OR	CO	Maintenance	100	0.00	0.01	-1.06	-1.08	-1.08	-1.08	-1.08	-1.08	-1.08	-1.08	-1.08
Eugene-Springfield, OR	PM ₁₀	Moderate	100	0.00	0.01	-1.06	-1.08	-1.08	-1.08	-1.08	-1.08	-1.08	-1.08	-1.08
Evansville, IN	Ozone	Maintenance	100	0.00	0.02	-1.40	-1.42	-1.42	-1.42	-1.42	-1.42	-1.42	-1.42	-1.42
Evansville, IN	PM _{2.5}	Nonattainment	100	0.00	0.02	-1.40	-1.42	-1.42	-1.42	-1.42	-1.42	-1.42	-1.42	-1.42
Fairbanks, AK	CO	Maintenance	100	0.00	0.00	-0.04	-0.04	-0.04	-0.04	-0.04	-0.04	-0.04	-0.04	-0.04
Fayetteville, NC	Ozone	Former Subpart 1	50	0.00	0.01	-0.71	-0.72	-0.72	-0.72	-0.72	-0.72	-0.72	-0.72	-0.72
Flathead County; Whitefish and vicinity, MT	PM ₁₀	Moderate	100	0.00	0.00	-0.02	-0.02	-0.02	-0.02	-0.02	-0.02	-0.02	-0.02	-0.02
Flint, MI	Ozone	Maintenance	100	0.00	0.02	-1.26	-1.28	-1.28	-1.28	-1.28	-1.28	-1.28	-1.28	-1.28
Follansbee, WV	PM ₁₀	Maintenance	100	0.00	0.00	0.00	0.00	0.00	0.00	0.00	0.00	0.00	0.00	0.00
Fort Collins, CO	CO	Maintenance	100	0.00	0.01	-0.41	-0.41	-0.41	-0.41	-0.41	-0.41	-0.41	-0.41	-0.41
Fort Hall Reservation, ID	PM ₁₀	Moderate	100	0.00	0.00	0.00	0.00	0.00	0.00	0.00	0.00	0.00	0.00	0.00
Fort Wayne, IN	Ozone	Maintenance	100	0.00	0.01	-0.87	-0.89	-0.89	-0.89	-0.89	-0.89	-0.89	-0.89	-0.89
Franklin County, PA	Ozone	Maintenance	100	0.00	0.00	-0.36	-0.37	-0.37	-0.37	-0.37	-0.37	-0.37	-0.37	-0.37
Franklin Township (Coshocton County), OH	SO _x	Maintenance	100	0.00	0.00	0.00	0.00	0.00	0.00	0.00	0.00	0.00	0.00	0.00
Frederick County, VA	Ozone	Former Subpart 1	50	0.00	0.00	-0.31	-0.32	-0.32	-0.32	-0.32	-0.32	-0.32	-0.32	-0.32
Fredericksburg, VA	Ozone	Maintenance	100	0.00	0.01	-0.95	-0.97	-0.97	-0.97	-0.97	-0.97	-0.96	-0.97	-0.96
Freehold, NJ	CO	Maintenance	100	0.00	0.00	-0.04	-0.04	-0.04	-0.04	-0.04	-0.04	-0.04	-0.04	-0.04
Fresno, CA	CO	Maintenance	100	0.00	0.02	-1.37	-1.40	-1.40	-1.40	-1.40	-1.40	-1.40	-1.40	-1.40
Grand Rapids, MI	Ozone	Maintenance	100	0.00	0.03	-1.90	-1.94	-1.94	-1.94	-1.94	-1.94	-1.94	-1.94	-1.94
Granite City, Nameoki Townships, IL	PM ₁₀	Maintenance	100	0.00	0.00	-0.10	-0.10	-0.10	-0.10	-0.10	-0.10	-0.10	-0.10	-0.10
Grant County, NM	SO _x	Maintenance	100	0.00	0.00	-0.01	-0.01	-0.01	-0.01	-0.01	-0.01	-0.01	-0.01	-0.01
Grants Pass, OR	CO	Maintenance	100	0.00	0.00	-0.08	-0.08	-0.08	-0.08	-0.08	-0.08	-0.08	-0.08	-0.08
Grants Pass, OR	PM ₁₀	Maintenance	100	0.00	0.00	-0.08	-0.08	-0.08	-0.08	-0.08	-0.08	-0.08	-0.08	-0.08
Great Falls, MT	CO	Maintenance	100	0.00	0.00	-0.05	-0.05	-0.05	-0.05	-0.05	-0.05	-0.05	-0.05	-0.05
Greater Connecticut, CT	Ozone	Moderate	50	0.00	0.05	-3.98	-4.05	-4.05	-4.05	-4.05	-4.05	-4.05	-4.05	-4.05
Greeley, CO	CO	Maintenance	100	0.00	0.00	-0.29	-0.29	-0.29	-0.29	-0.29	-0.29	-0.29	-0.29	-0.29
Green Bay, WI	SO _x	Maintenance	100	0.00	0.00	-0.29	-0.30	-0.30	-0.30	-0.30	-0.30	-0.30	-0.30	-0.30
Greene County, IN	Ozone	Maintenance	100	0.00	0.00	-0.12	-0.12	-0.12	-0.12	-0.12	-0.12	-0.12	-0.12	-0.12
Greene County, PA	Ozone	Maintenance	100	0.00	0.00	-0.11	-0.11	-0.11	-0.11	-0.11	-0.11	-0.11	-0.11	-0.11
Greensboro-Winston Salem-High Point, NC	Ozone	Marginal	50	0.00	0.08	-5.84	-5.95	-5.95	-5.95	-5.95	-5.95	-5.95	-5.95	-5.95
Greensboro-Winston salem-High Point, NC	PM _{2.5}	Nonattainment	100	0.00	0.08	-5.84	-5.95	-5.95	-5.95	-5.95	-5.95	-5.95	-5.95	-5.95
Greenville-Spartanburg-Anderson, SC	Ozone	Former Subpart 1	50	0.00	0.03	-2.18	-2.22	-2.22	-2.22	-2.22	-2.22	-2.22	-2.22	-2.22
Groveland Township (Tazewell County), IL	SO _x	Maintenance	100	0.00	0.00	-0.05	-0.06	-0.06	-0.06	-0.06	-0.06	-0.06	-0.06	-0.06

Table D1-1 Emission Changes <u>a</u> / by Nonattainment Area with Alternative Standards for HD Vehicles Acetaldehyde 2018													
Nonattainment Area	Pollutant	Status <u>c</u> /	General Conformity Threshold <u>d</u> /	Emissions Changes for Proposed Alternatives (tons/year)									
				Alt. 1	Alt. 2	Alt. 3	Alt. 4	Alt. 6A	Alt. 5	Alt. 6 <u>b</u> /	Alt. 7	Alt. 6B	Alt. 8
				No Action	Engine Only	Class 8 Tractors	Engines & Classes 7– 8 Tractors	15% below Preferred Alternative Stringency	Engines, Classes 7– 8 Tractors, & Classes 2b–3	Engines, Tractors, & Classes 2b–8	Engines, Tractors, & Truckers, Trailers	20% above Preferred Alternative Stringency	Accelerated Hybrid Adoption
Hancock-Knox-Lincoln-Waldo Counties, ME	Ozone	Maintenance	100	0.00	0.00	-0.27	-0.28	-0.28	-0.28	-0.28	-0.28	-0.28	-0.28
Harrisburg-Lebanon-Carlisle, PA	Ozone	Maintenance	100	0.00	0.05	-3.87	-3.95	-3.94	-3.94	-3.95	-3.94	-3.94	-3.95
Harrisburg-Lebanon-Carlisle, PA	PM _{2.5}	Nonattainment	100	0.00	0.05	-3.87	-3.95	-3.94	-3.94	-3.95	-3.94	-3.94	-3.95
Hartford-New Britain-Middletown, CT	CO	Maintenance	100	0.00	0.03	-2.59	-2.64	-2.64	-2.64	-2.64	-2.64	-2.64	-2.64
Hayden (Pinal County), AZ	SO _x	Nonattainment	100	0.00	0.00	-0.02	-0.02	-0.02	-0.02	-0.02	-0.02	-0.02	-0.02
Hayden/Miami, AZ	PM ₁₀	Moderate	100	0.00	0.00	-0.09	-0.09	-0.09	-0.09	-0.09	-0.09	-0.09	-0.09
Haywood and Swain Counties (Great Smoky Mountain NP), NC	Ozone	Maintenance	100	0.00	0.00	-0.01	-0.01	-0.01	-0.01	-0.01	-0.01	-0.01	-0.01
Hazelwood, PA	SO _x	Maintenance	100	0.00	0.00	-0.10	-0.10	-0.10	-0.10	-0.10	-0.10	-0.10	-0.10
Hickory, NC	PM _{2.5}	Nonattainment	100	0.00	0.01	-0.44	-0.44	-0.44	-0.44	-0.44	-0.44	-0.44	-0.44
Hickory-Morgantown-Lenoir, NC	Ozone	Former Subpart 1	50	0.00	0.01	-0.71	-0.73	-0.72	-0.72	-0.72	-0.72	-0.72	-0.72
Hollis Township, IL	SO _x	Maintenance	100	0.00	0.00	-0.01	-0.01	-0.01	-0.01	-0.01	-0.01	-0.01	-0.01
Houston-Galveston-Brazoria, TX	Ozone	Severe	25	0.00	0.18	-13.25	-13.50	-13.49	-13.49	-13.50	-13.49	-13.50	-13.49
Humphreys County, TN	SO _x	Maintenance	100	0.00	0.00	-0.01	-0.01	-0.01	-0.01	-0.01	-0.01	-0.01	-0.01
Huntington-Ashland, WV-KY-OH	PM _{2.5}	Nonattainment	100	0.00	0.01	-0.74	-0.76	-0.75	-0.75	-0.75	-0.75	-0.75	-0.75
Huntington-Ashland, WV-KY	Ozone	Maintenance	100	0.00	0.01	-0.41	-0.41	-0.41	-0.41	-0.41	-0.41	-0.41	-0.41
Huron County, MI	Ozone	Maintenance	100	0.00	0.00	-0.07	-0.07	-0.07	-0.07	-0.07	-0.07	-0.07	-0.07
Imperial County, CA	Ozone	Moderate	50	0.00	0.01	-0.50	-0.51	-0.51	-0.51	-0.51	-0.51	-0.51	-0.51
Imperial Valley, CA	PM ₁₀	Serious	70	0.00	0.01	-0.49	-0.50	-0.50	-0.50	-0.50	-0.50	-0.50	-0.50
Indian Wells, CA	PM ₁₀	Maintenance	100	0.00	0.00	-0.08	-0.09	-0.09	-0.09	-0.09	-0.09	-0.09	-0.09
Indianapolis, IN	CO	Maintenance	100	0.00	0.11	-8.47	-8.63	-8.63	-8.63	-8.63	-8.63	-8.62	-8.63
Indianapolis, IN	Ozone	Maintenance	100	0.00	0.11	-8.47	-8.63	-8.63	-8.63	-8.63	-8.63	-8.62	-8.63
Indianapolis, IN	PM _{2.5}	Nonattainment	100	0.00	0.11	-8.47	-8.63	-8.63	-8.63	-8.63	-8.63	-8.62	-8.63
Jackson County, IN	Ozone	Maintenance	100	0.00	0.00	-0.19	-0.19	-0.19	-0.19	-0.19	-0.19	-0.19	-0.19
Jamestown, NY	Ozone	Former Subpart 1	50	0.00	0.00	-0.37	-0.38	-0.38	-0.38	-0.38	-0.38	-0.38	-0.38
Jefferson County, NY	Ozone	Moderate	50	0.00	0.00	-0.30	-0.30	-0.30	-0.30	-0.30	-0.30	-0.30	-0.30
Jefferson County, OH	PM ₁₀	Maintenance	100	0.00	0.00	-0.02	-0.02	-0.02	-0.02	-0.02	-0.02	-0.02	-0.02
Johnson City-Kingsport-Bristol, TN	Ozone	Former Subpart 1	50	0.00	0.01	-0.53	-0.54	-0.54	-0.54	-0.54	-0.54	-0.54	-0.54
Johnstown, PA	Ozone	Maintenance	100	0.00	0.01	-0.54	-0.55	-0.55	-0.55	-0.55	-0.55	-0.55	-0.55
Johnstown, PA	PM _{2.5}	Nonattainment	100	0.00	0.01	-0.54	-0.55	-0.55	-0.55	-0.55	-0.55	-0.55	-0.55
Juneau, AK	PM ₁₀	Moderate	100	0.00	0.00	-0.02	-0.02	-0.02	-0.02	-0.02	-0.02	-0.02	-0.02
Kalamazoo-Battle Creek, MI	Ozone	Maintenance	100	0.00	0.02	-1.22	-1.24	-1.24	-1.24	-1.24	-1.24	-1.24	-1.24
Kalispell, MT	PM ₁₀	Moderate	100	0.00	0.00	-0.07	-0.07	-0.07	-0.07	-0.07	-0.07	-0.07	-0.07
Kent and Queen Annes Counties, MD	Ozone	Maintenance	100	0.00	0.00	-0.34	-0.34	-0.34	-0.34	-0.34	-0.34	-0.34	-0.34
Kent, WA	PM ₁₀	Maintenance	100	0.00	0.00	-0.06	-0.06	-0.06	-0.06	-0.06	-0.06	-0.06	-0.06
Kern County (Eastern Kern), CA	Ozone	Former Subpart 1	50	0.00	0.00	-0.20	-0.21	-0.21	-0.21	-0.21	-0.21	-0.21	-0.21
Kewaunee County, WI	Ozone	Maintenance	100	0.00	0.00	-0.06	-0.06	-0.06	-0.06	-0.06	-0.06	-0.06	-0.06
King County, WA	PM ₁₀	Maintenance	100	0.00	0.00	-0.02	-0.02	-0.02	-0.02	-0.02	-0.02	-0.02	-0.02
Klamath Falls, OR	CO	Maintenance	100	0.00	0.00	-0.24	-0.24	-0.24	-0.24	-0.24	-0.24	-0.24	-0.24
Klamath Falls, OR	PM ₁₀	Maintenance	100	0.00	0.00	-0.24	-0.24	-0.24	-0.24	-0.24	-0.24	-0.24	-0.24
Knoxville, TN	Ozone	Former Subpart 1	50	0.00	0.06	-4.91	-5.00	-5.00	-5.00	-5.00	-5.00	-5.00	-5.00
Knoxville, TN	PM _{2.5}	Nonattainment	100	0.00	0.06	-4.91	-5.00	-5.00	-5.00	-5.00	-5.00	-5.00	-5.00
La Porte County, IN	SO _x	Maintenance	100	0.00	0.00	-0.09	-0.09	-0.09	-0.09	-0.09	-0.09	-0.09	-0.09
LaGrande, OR	PM ₁₀	Maintenance	100	0.00	0.00	-0.04	-0.04	-0.04	-0.04	-0.04	-0.04	-0.04	-0.04

Table D1-1 Emission Changes <u>a/</u> by Nonattainment Area with Alternative Standards for HD Vehicles Acetaldehyde 2018														
Nonattainment Area	Pollutant	Status <u>c/</u>	General Conformity Threshold <u>d/</u>	Emissions Changes for Proposed Alternatives (tons/year)										
				Alt. 1	Alt. 2	Alt. 3	Alt. 4	Alt. 6A	Alt. 5	Alt. 6 <u>b/</u>	Alt. 7	Alt. 6B	Alt. 8	
				No Action	Engine Only	Class 8 Tractors	Engines & Classes 7– 8 Tractors	15% below Preferred Alternative Stringency	Engines, Classes 7– 8 Tractors, & Classes 2b–3	Engines, Tractors, & Classes 2b–8	Engines, Tractors, & Truck, & Trailers	20% above Preferred Alternative Stringency	Accelerated Hybrid Adoption	
Lake County, IN	SO _x	Maintenance	100	0.00	0.01	-0.75	-0.76	-0.76	-0.76	-0.76	-0.76	-0.76	-0.76	-0.76
Lake County, OH	SO _x	Maintenance	100	0.00	0.00	-0.09	-0.09	-0.09	-0.09	-0.09	-0.09	-0.09	-0.09	-0.09
Lake County, OR	PM ₁₀	Maintenance	100	0.00	0.00	-0.01	-0.02	-0.02	-0.02	-0.02	-0.02	-0.02	-0.02	-0.02
Lake Tahoe North Shore, CA	CO	Maintenance	100	0.00	0.00	-0.06	-0.06	-0.06	-0.06	-0.06	-0.06	-0.06	-0.06	-0.06
Lake Tahoe South Shore, CA	CO	Maintenance	100	0.00	0.00	-0.13	-0.14	-0.14	-0.14	-0.14	-0.14	-0.14	-0.14	-0.14
Lake Tahoe, NV	CO	Maintenance	100	0.00	0.00	-0.05	-0.05	-0.05	-0.05	-0.05	-0.05	-0.05	-0.05	-0.05
Lamar, CO	PM ₁₀	Maintenance	100	0.00	0.00	-0.02	-0.02	-0.02	-0.02	-0.02	-0.02	-0.02	-0.02	-0.02
Lame Deer, MT	PM ₁₀	Moderate	100	0.00	0.00	0.00	0.00	0.00	0.00	0.00	0.00	0.00	0.00	0.00
Lancaster, PA	Ozone	Maintenance	100	0.00	0.03	-2.14	-2.18	-2.18	-2.18	-2.18	-2.18	-2.18	-2.18	-2.18
Lancaster, PA	PM _{2.5}	Nonattainment	100	0.00	0.03	-2.14	-2.18	-2.18	-2.18	-2.18	-2.18	-2.18	-2.18	-2.18
Lane County, OR	PM ₁₀	Moderate	100	0.00	0.00	0.00	0.00	0.00	0.00	0.00	0.00	0.00	0.00	0.00
Lansing-East Lansing, MI	Ozone	Maintenance	100	0.00	0.02	-1.14	-1.16	-1.16	-1.16	-1.16	-1.16	-1.16	-1.16	-1.16
LaPorte, IN	Ozone	Maintenance	100	0.00	0.00	-0.24	-0.24	-0.24	-0.24	-0.24	-0.24	-0.24	-0.24	-0.24
Las Vegas, NV	CO	Serious	100	0.00	0.09	-6.88	-7.01	-7.01	-7.01	-7.01	-7.01	-7.01	-7.01	-7.01
Las Vegas, NV	Ozone	Former Subpart 1	50	0.00	0.09	-6.88	-7.01	-7.01	-7.01	-7.01	-7.01	-7.01	-7.01	-7.01
Lauderdale County, AL	SO _x	Maintenance	100	0.00	0.00	-0.21	-0.22	-0.22	-0.22	-0.22	-0.22	-0.22	-0.22	-0.22
Laurel Area (Yellowstone County), MT	SO _x	Nonattainment	100	0.00	0.00	0.00	0.00	0.00	0.00	0.00	0.00	0.00	0.00	0.00
Libby, MT	PM ₁₀	Moderate	100	0.00	0.00	-0.03	-0.03	-0.03	-0.03	-0.03	-0.03	-0.03	-0.03	-0.03
Libby, MT	PM _{2.5}	Nonattainment	100	0.00	0.00	-0.03	-0.03	-0.03	-0.03	-0.03	-0.03	-0.03	-0.03	-0.03
Liberty-Clairton, PA	PM _{2.5}	Nonattainment	100	0.00	0.00	-0.04	-0.04	-0.04	-0.04	-0.04	-0.04	-0.04	-0.04	-0.04
Lima, OH	Ozone	Maintenance	100	0.00	0.00	-0.26	-0.27	-0.27	-0.27	-0.27	-0.27	-0.27	-0.27	-0.27
Longmont, CO	CO	Maintenance	100	0.00	0.00	-0.21	-0.21	-0.21	-0.21	-0.21	-0.21	-0.21	-0.21	-0.21
Lorain County, OH	SO _x	Maintenance	100	0.00	0.00	-0.11	-0.11	-0.11	-0.11	-0.11	-0.11	-0.11	-0.11	-0.11
Los Angeles South Coast Air Basin, CA	CO	Maintenance	100	0.00	2.36	-178.30	-181.76	-181.64	-181.64	-181.66	-181.63	-181.66	-181.63	-181.63
Los Angeles South Coast Air Basin, CA	NO _x	Maintenance	100	0.00	2.36	-178.30	-181.76	-181.64	-181.64	-181.66	-181.63	-181.66	-181.63	-181.63
Los Angeles South Coast Air Basin, CA	Ozone	Extreme	10	0.00	2.36	-178.30	-181.76	-181.64	-181.64	-181.66	-181.63	-181.66	-181.63	-181.63
Los Angeles South Coast Air Basin, CA	PM ₁₀	Serious	70	0.00	2.36	-178.30	-181.76	-181.64	-181.64	-181.66	-181.63	-181.66	-181.63	-181.63
Los Angeles South Coast Air Basin, CA	PM _{2.5}	Nonattainment	100	0.00	2.36	-178.30	-181.76	-181.64	-181.64	-181.66	-181.63	-181.66	-181.63	-181.63
Los Angeles-San Bernardino Counties (western Mohave), CA	Ozone	Moderate	50	0.00	0.02	-1.61	-1.64	-1.64	-1.64	-1.64	-1.64	-1.64	-1.64	-1.64
Louisville, KY-IN	Ozone	Maintenance	100	0.00	0.07	-5.37	-5.48	-5.47	-5.47	-5.47	-5.47	-5.47	-5.47	-5.47
Louisville, KY-IN	PM _{2.5}	Nonattainment	100	0.00	0.07	-5.37	-5.48	-5.47	-5.47	-5.47	-5.47	-5.47	-5.47	-5.47
Lowell, MA	CO	Maintenance	100	0.00	0.00	-0.26	-0.27	-0.27	-0.27	-0.27	-0.27	-0.27	-0.27	-0.27
Lucas County, OH	SO _x	Maintenance	100	0.00	0.01	-0.73	-0.75	-0.75	-0.75	-0.75	-0.75	-0.75	-0.75	-0.75
Lyons Township, IL	PM ₁₀	Maintenance	100	0.00	0.00	-0.15	-0.16	-0.16	-0.16	-0.16	-0.16	-0.16	-0.16	-0.16
Macon, GA	Ozone	Maintenance	100	0.00	0.01	-1.03	-1.05	-1.05	-1.05	-1.05	-1.05	-1.05	-1.05	-1.05
Macon, GA	PM _{2.5}	Nonattainment	100	0.00	0.01	-1.03	-1.05	-1.05	-1.05	-1.05	-1.05	-1.05	-1.05	-1.05
Madison and Page Counties (Shenandoah NP), VA	Ozone	Maintenance	100	0.00	0.00	-0.01	-0.01	-0.01	-0.01	-0.01	-0.01	-0.01	-0.01	-0.01
Madison, WI	SO _x	Maintenance	100	0.00	0.01	-0.56	-0.57	-0.57	-0.57	-0.57	-0.57	-0.57	-0.57	-0.57
Mammoth Lake, CA	PM ₁₀	Moderate	100	0.00	0.00	-0.02	-0.02	-0.02	-0.02	-0.02	-0.02	-0.02	-0.02	-0.02
Manchester, NH	CO	Maintenance	100	0.00	0.00	-0.19	-0.20	-0.20	-0.20	-0.20	-0.20	-0.20	-0.20	-0.20
Manitowoc County, WI	Ozone	Former Subpart 1	50	0.00	0.00	-0.25	-0.25	-0.25	-0.25	-0.25	-0.25	-0.25	-0.25	-0.25
Marion County, IN	SO _x	Maintenance	100	0.00	0.01	-0.77	-0.78	-0.78	-0.78	-0.78	-0.78	-0.78	-0.78	-0.78
Mariposa and Tuolumne Counties (Southern Mountain), CA	Ozone	Former Subpart 1	50	0.00	0.00	-0.25	-0.26	-0.26	-0.26	-0.26	-0.26	-0.26	-0.26	-0.26

Table D1-1 Emission Changes μ / by Nonattainment Area with Alternative Standards for HD Vehicles Acetaldehyde 2018														
Nonattainment Area	Pollutant	Status c /	General Conformity Threshold d /	Emissions Changes for Proposed Alternatives (tons/year)										
				Alt. 1	Alt. 2	Alt. 3	Alt. 4	Alt. 6A	Alt. 5	Alt. 6 b /	Alt. 7	Alt. 6B	Alt. 8	
				No Action	Engine Only	Class 8 Tractors	Engines & Classes 7– 8 Tractors	15% below Preferred Alternative Stringency	Engines, Classes 7– 8 Tractors, & Classes 2b–3	Engines, Tractors, & Classes 2b–8	Engines, Tractors, Trucks, & Trailers	20% above Preferred Alternative Stringency	Accelerated Hybrid Adoption	
Martinsburg, WV-Hagerstown, MD	PM _{2.5}	Nonattainment	100	0.00	0.01	-0.76	-0.78	-0.78	-0.78	-0.78	-0.78	-0.78	-0.78	-0.78
Mason County, MI	Ozone	Maintenance	100	0.00	0.00	-0.06	-0.06	-0.06	-0.06	-0.06	-0.06	-0.06	-0.06	-0.06
Medford, OR	CO	Maintenance	100	0.00	0.00	-0.18	-0.18	-0.18	-0.18	-0.18	-0.18	-0.18	-0.18	-0.18
Medford-Ashland, OR	PM ₁₀	Maintenance	100	0.00	0.01	-0.42	-0.43	-0.43	-0.43	-0.43	-0.43	-0.43	-0.43	-0.43
Memphis, TN-AR	Ozone	Maintenance	100	0.00	0.03	-2.44	-2.49	-2.48	-2.48	-2.48	-2.48	-2.48	-2.48	-2.48
Memphis, TN	CO	Maintenance	100	0.00	0.03	-2.24	-2.28	-2.28	-2.28	-2.28	-2.28	-2.28	-2.28	-2.28
Miami (Gila County), AZ	SO _x	Maintenance	100	0.00	0.00	-0.07	-0.07	-0.07	-0.07	-0.07	-0.07	-0.07	-0.07	-0.07
Millinocket AQCR 109, ME	SO _x	Maintenance	100	0.00	0.00	-0.01	-0.01	-0.01	-0.01	-0.01	-0.01	-0.01	-0.01	-0.01
Milwaukee, WI	SO _x	Maintenance	100	0.00	0.02	-1.28	-1.31	-1.31	-1.31	-1.31	-1.31	-1.31	-1.31	-1.31
Milwaukee-Racine, WI	Ozone	Moderate	50	0.00	0.06	-4.24	-4.32	-4.32	-4.32	-4.32	-4.32	-4.32	-4.32	-4.32
Minneapolis-St Paul, MN	CO	Maintenance	100	0.00	0.18	-13.41	-13.67	-13.66	-13.66	-13.66	-13.66	-13.66	-13.66	-13.66
Minneapolis-St Paul, MN	SO _x	Maintenance	100	0.00	0.18	-13.41	-13.67	-13.66	-13.66	-13.66	-13.66	-13.66	-13.66	-13.66
Missoula, MT	CO	Maintenance	100	0.00	0.00	-0.29	-0.29	-0.29	-0.29	-0.29	-0.29	-0.29	-0.29	-0.29
Missoula, MT	PM ₁₀	Moderate	100	0.00	0.00	-0.29	-0.29	-0.29	-0.29	-0.29	-0.29	-0.29	-0.29	-0.29
Modesto, CA	CO	Maintenance	100	0.00	0.01	-0.69	-0.71	-0.71	-0.71	-0.71	-0.71	-0.71	-0.71	-0.71
Mohave County, AZ	PM ₁₀	Maintenance	100	0.00	0.00	-0.23	-0.24	-0.24	-0.24	-0.24	-0.24	-0.24	-0.24	-0.24
Mono Basin, CA	PM ₁₀	Moderate	100	0.00	0.00	0.00	0.00	0.00	0.00	0.00	0.00	0.00	0.00	0.00
Morenci (Greenlee County), AZ	SO _x	Maintenance	100	0.00	0.00	-0.01	-0.01	-0.01	-0.01	-0.01	-0.01	-0.01	-0.01	-0.01
Morristown, NJ	CO	Maintenance	100	0.00	0.00	-0.07	-0.07	-0.07	-0.07	-0.07	-0.07	-0.07	-0.07	-0.07
Muhlenberg County, KY	SO _x	Maintenance	100	0.00	0.00	-0.07	-0.07	-0.07	-0.07	-0.07	-0.07	-0.07	-0.07	-0.07
Muncie, IN	Ozone	Maintenance	100	0.00	0.00	-0.29	-0.29	-0.29	-0.29	-0.29	-0.29	-0.29	-0.29	-0.29
Murray County (Chattahoochee NF), GA	Ozone	Maintenance	100	0.00	0.00	-0.01	-0.01	-0.01	-0.01	-0.01	-0.01	-0.01	-0.01	-0.01
Muscatine County, IA	SO _x	Maintenance	100	0.00	0.00	-0.04	-0.04	-0.04	-0.04	-0.04	-0.04	-0.04	-0.04	-0.04
Muskegon, MI	Ozone	Maintenance	100	0.00	0.00	-0.31	-0.31	-0.31	-0.31	-0.31	-0.31	-0.31	-0.31	-0.31
Nashua, NH	CO	Maintenance	100	0.00	0.00	-0.15	-0.16	-0.15	-0.15	-0.15	-0.15	-0.15	-0.15	-0.15
Nashville, TN	Ozone	Former Subpart 1	50	0.00	0.05	-3.84	-3.91	-3.91	-3.91	-3.91	-3.91	-3.91	-3.91	-3.91
Nevada County (western part), CA	Ozone	Former Subpart 1	50	0.00	0.00	-0.30	-0.31	-0.31	-0.31	-0.31	-0.31	-0.31	-0.31	-0.31
New Haven County, CT	PM ₁₀	Maintenance	100	0.00	0.00	-0.32	-0.32	-0.32	-0.32	-0.32	-0.32	-0.32	-0.32	-0.32
New Haven-Meriden-Waterbury, CT	CO	Maintenance	100	0.00	0.03	-1.91	-1.94	-1.94	-1.94	-1.94	-1.94	-1.94	-1.94	-1.94
New Manchester-Grant Magisterial District (Hancock County), WV	SO _x	Maintenance	100	0.00	0.00	-0.01	-0.02	-0.02	-0.02	-0.02	-0.02	-0.02	-0.02	-0.02
New York County, NY	PM ₁₀	Moderate	100	0.00	0.01	-1.12	-1.15	-1.15	-1.15	-1.15	-1.15	-1.15	-1.15	-1.15
New York-N. New Jersey-Long Island, NY-NJ-CT	CO	Maintenance	100	0.00	0.72	-54.43	-55.49	-55.45	-55.45	-55.45	-55.46	-55.45	-55.46	-55.45
New York-N. New Jersey-Long Island, NY-NJ-CT	PM _{2.5}	Nonattainment	100	0.00	0.72	-54.43	-55.49	-55.45	-55.45	-55.45	-55.46	-55.45	-55.46	-55.45
New York-northern New Jersey-Long Island, NY-NJ-CT	Ozone	Moderate	50	0.00	0.47	-35.27	-35.96	-35.94	-35.94	-35.94	-35.94	-35.93	-35.94	-35.93
Nogales, AZ	PM ₁₀	Moderate	100	0.00	0.00	-0.10	-0.10	-0.10	-0.10	-0.10	-0.10	-0.10	-0.10	-0.10
Norfolk-Virginia Beach-Newport News, VA	Ozone	Maintenance	100	0.00	0.05	-3.78	-3.85	-3.85	-3.85	-3.85	-3.85	-3.85	-3.85	-3.85
Ogden, UT	CO	Maintenance	100	0.00	0.00	-0.34	-0.35	-0.35	-0.35	-0.35	-0.35	-0.35	-0.35	-0.35
Ogden, UT	PM ₁₀	Moderate	100	0.00	0.00	-0.34	-0.35	-0.35	-0.35	-0.35	-0.35	-0.35	-0.35	-0.35
Oglesby, IL	PM ₁₀	Maintenance	100	0.00	0.00	-0.01	-0.01	-0.01	-0.01	-0.01	-0.01	-0.01	-0.01	-0.01
Olmsted County, MN	PM ₁₀	Maintenance	100	0.00	0.00	-0.05	-0.05	-0.05	-0.05	-0.05	-0.05	-0.05	-0.05	-0.05
Olympia, Tumwater, Lacey, WA	PM ₁₀	Maintenance	100	0.00	0.00	-0.25	-0.25	-0.25	-0.25	-0.25	-0.25	-0.25	-0.25	-0.25
Owens Valley, CA	PM ₁₀	Serious	70	0.00	0.00	-0.01	-0.01	-0.01	-0.01	-0.01	-0.01	-0.01	-0.01	-0.01
Pagosa Springs, CO	PM ₁₀	Maintenance	100	0.00	0.00	0.00	0.00	0.00	0.00	0.00	0.00	0.00	0.00	0.00

Table D1-1 Emission Changes μ / by Nonattainment Area with Alternative Standards for HD Vehicles Acetaldehyde 2018														
Nonattainment Area	Pollutant	Status c /	General Conformity Threshold d /	Emissions Changes for Proposed Alternatives (tons/year)										
				Alt. 1	Alt. 2	Alt. 3	Alt. 4	Alt. 6A	Alt. 5	Alt. 6 b /	Alt. 7	Alt. 6B	Alt. 8	
				No Action	Engine Only	Class 8 Tractors	Engines & Classes 7– 8 Tractors	15% below Preferred Alternative Stringency	Engines, Classes 7– 8 Tractors, & Classes 2b–3	Engines, Tractors, & Classes 2b–8	Engines, Tractors, & Truckers, Trailers	20% above Preferred Alternative Stringency	Accelerated Hybrid Adoption	
Parkersburg-Marietta, WV-OH	Ozone	Maintenance	100	0.00	0.01	-0.71	-0.72	-0.72	-0.72	-0.72	-0.72	-0.72	-0.72	-0.72
Parkersburg-Marietta, WV-OH	PM _{2.5}	Nonattainment	100	0.00	0.01	-0.71	-0.72	-0.72	-0.72	-0.72	-0.72	-0.72	-0.72	-0.72
Payson, AZ	PM ₁₀	Maintenance	100	0.00	0.00	-0.05	-0.05	-0.05	-0.05	-0.05	-0.05	-0.05	-0.05	-0.05
Penns Grove, NJ	CO	Maintenance	100	0.00	0.00	0.00	0.00	0.00	0.00	0.00	0.00	0.00	0.00	0.00
Peoria, IL	SO _x	Maintenance	100	0.00	0.00	-0.24	-0.25	-0.25	-0.25	-0.25	-0.25	-0.25	-0.25	-0.25
Perth Amboy, NJ	CO	Maintenance	100	0.00	0.00	-0.17	-0.18	-0.18	-0.18	-0.18	-0.18	-0.18	-0.18	-0.18
Philadelphia-Camden County, PA-NJ	CO	Maintenance	100	0.00	0.01	-0.97	-0.98	-0.98	-0.98	-0.98	-0.98	-0.98	-0.98	-0.98
Philadelphia-Wilmington, PA-NY-DE	PM _{2.5}	Nonattainment	100	0.00	0.14	-10.69	-10.90	-10.89	-10.89	-10.89	-10.89	-10.89	-10.89	-10.89
Philadelphia-Wilmington-Atlantic City, PA-NY-MD-DE	Ozone	Moderate	50	0.00	0.21	-15.66	-15.97	-15.96	-15.96	-15.96	-15.95	-15.96	-15.95	-15.95
Phoenix, AZ	CO	Maintenance	100	0.00	0.28	-20.83	-21.24	-21.22	-21.22	-21.23	-21.22	-21.23	-21.22	-21.22
Phoenix, AZ	PM ₁₀	Serious	70	0.00	0.28	-20.83	-21.24	-21.22	-21.22	-21.23	-21.22	-21.23	-21.23	-21.22
Phoenix-Mesa, AZ	Ozone	Former Subpart 1	50	0.00	0.14	-10.62	-10.83	-10.82	-10.82	-10.82	-10.82	-10.82	-10.82	-10.82
Pierce County, WA	PM ₁₀	Maintenance	100	0.00	0.00	-0.03	-0.03	-0.03	-0.03	-0.03	-0.03	-0.03	-0.03	-0.03
Pinehurst, ID	PM ₁₀	Moderate	100	0.00	0.00	0.00	0.00	0.00	0.00	0.00	0.00	0.00	0.00	0.00
Pittsburgh, PA	CO	Maintenance	100	0.00	0.00	-0.05	-0.05	-0.05	-0.05	-0.05	-0.05	-0.05	-0.05	-0.05
Pittsburgh-Beaver Valley, PA	Ozone	Former Subpart 1	50	0.00	0.12	-9.31	-9.49	-9.49	-9.49	-9.49	-9.49	-9.49	-9.49	-9.49
Pittsburgh-Beaver Valley, PA	PM _{2.5}	Nonattainment	100	0.00	0.12	-9.31	-9.49	-9.49	-9.49	-9.49	-9.49	-9.49	-9.49	-9.49
Polk County, TN	SO _x	Maintenance	100	0.00	0.00	-0.05	-0.05	-0.05	-0.05	-0.05	-0.05	-0.05	-0.05	-0.05
Polson, MT	PM ₁₀	Moderate	100	0.00	0.00	-0.01	-0.01	-0.01	-0.01	-0.01	-0.01	-0.01	-0.01	-0.01
Portland, ME	Ozone	Maintenance	100	0.00	0.02	-1.34	-1.37	-1.37	-1.37	-1.37	-1.37	-1.37	-1.37	-1.37
Portland, OR	CO	Maintenance	100	0.00	0.04	-2.78	-2.84	-2.84	-2.84	-2.84	-2.84	-2.84	-2.84	-2.84
Portneuf Valley, ID	PM ₁₀	Maintenance	100	0.00	0.00	-0.11	-0.11	-0.11	-0.11	-0.11	-0.11	-0.11	-0.11	-0.11
Poughkeepsie, NY	Ozone	Moderate	50	0.00	0.04	-3.14	-3.20	-3.20	-3.20	-3.20	-3.20	-3.19	-3.20	-3.19
Presque Isle, ME	PM ₁₀	Maintenance	100	0.00	0.00	-0.02	-0.02	-0.02	-0.02	-0.02	-0.02	-0.02	-0.02	-0.02
Providence (entire State), RI	Ozone	Moderate	50	0.00	0.03	-2.33	-2.37	-2.37	-2.37	-2.37	-2.37	-2.37	-2.37	-2.37
Provo, UT	CO	Maintenance	100	0.00	0.00	-0.37	-0.38	-0.38	-0.38	-0.38	-0.38	-0.38	-0.38	-0.38
Raleigh-Durham, NC	CO	Maintenance	100	0.00	0.04	-3.02	-3.08	-3.08	-3.08	-3.08	-3.08	-3.08	-3.08	-3.08
Raleigh-Durham-Chapel Hill, NC	Ozone	Maintenance	100	0.00	0.05	-4.13	-4.21	-4.21	-4.21	-4.21	-4.21	-4.21	-4.21	-4.21
Ramsey County, MN	PM ₁₀	Maintenance	100	0.00	0.00	0.00	0.00	0.00	0.00	0.00	0.00	0.00	0.00	0.00
Reading, PA	Ozone	Maintenance	100	0.00	0.02	-1.60	-1.63	-1.63	-1.63	-1.63	-1.63	-1.63	-1.63	-1.63
Reading, PA	PM _{2.5}	Nonattainment	100	0.00	0.02	-1.60	-1.63	-1.63	-1.63	-1.63	-1.63	-1.63	-1.63	-1.63
Reno, NV	CO	Maintenance	100	0.00	0.01	-0.58	-0.60	-0.59	-0.59	-0.59	-0.59	-0.59	-0.59	-0.59
Rhineland (Oneida County), WI	SO _x	Maintenance	100	0.00	0.00	0.00	0.00	0.00	0.00	0.00	0.00	0.00	0.00	0.00
Richmond-Petersburg, VA	Ozone	Maintenance	100	0.00	0.04	-2.93	-2.99	-2.99	-2.99	-2.99	-2.99	-2.99	-2.99	-2.99
Rillito, AZ	PM ₁₀	Moderate	100	0.00	0.00	-0.11	-0.11	-0.11	-0.11	-0.11	-0.11	-0.11	-0.11	-0.11
Riverside County (Coachella Valley), CA	Ozone	Severe	25	0.00	0.02	-1.42	-1.45	-1.45	-1.45	-1.45	-1.45	-1.45	-1.45	-1.45
Roanoke, VA	Ozone	Former Subpart 1	50	0.00	0.01	-0.64	-0.65	-0.65	-0.65	-0.65	-0.65	-0.65	-0.65	-0.65
Rochester (Olmsted County), MN	SO _x	Maintenance	100	0.00	0.00	-0.19	-0.19	-0.19	-0.19	-0.19	-0.19	-0.19	-0.19	-0.19
Rochester, NY	Ozone	Former Subpart 1	50	0.00	0.04	-3.21	-3.27	-3.27	-3.27	-3.27	-3.27	-3.27	-3.27	-3.27
Rocky Mount, NC	Ozone	Maintenance	100	0.00	0.01	-0.45	-0.46	-0.46	-0.46	-0.46	-0.46	-0.46	-0.46	-0.46
Rome, GA	PM _{2.5}	Nonattainment	100	0.00	0.00	-0.29	-0.30	-0.29	-0.29	-0.29	-0.29	-0.29	-0.29	-0.29
Ronan, MT	PM ₁₀	Moderate	100	0.00	0.00	0.00	0.00	0.00	0.00	0.00	0.00	0.00	0.00	0.00
Rothschild, Rib Mountain, Weston (Marathon County), WI	SO _x	Maintenance	100	0.00	0.00	-0.01	-0.01	-0.01	-0.01	-0.01	-0.01	-0.01	-0.01	-0.01

Table D1-1 Emission Changes μ / by Nonattainment Area with Alternative Standards for HD Vehicles Acetaldehyde 2018														
Nonattainment Area	Pollutant	Status $c/$	General Conformity Threshold $d/$	Emissions Changes for Proposed Alternatives (tons/year)										
				Alt. 1	Alt. 2	Alt. 3	Alt. 4	Alt. 6A	Alt. 5	Alt. 6 $b/$	Alt. 7	Alt. 6B	Alt. 8	
				No Action	Engine Only	Class 8 Tractors	Engines & Classes 7– 8 Tractors	15% below Preferred Alternative Stringency	Engines, Classes 7– 8 Tractors, & Classes 2b–3	Engines, Tractors, & Classes 2b–8	Engines, Tractors, & Truckers, Trailers	20% above Preferred Alternative Stringency	Accelerated Hybrid Adoption	
Sacramento County, CA	PM ₁₀	Moderate	100	0.00	0.04	-3.36	-3.43	-3.42	-3.42	-3.42	-3.42	-3.42	-3.42	-3.42
Sacramento Metro, CA	Ozone	Severe	25	0.00	0.08	-5.98	-6.09	-6.09	-6.09	-6.09	-6.09	-6.09	-6.09	-6.09
Sacramento, CA	CO	Maintenance	100	0.00	0.05	-3.73	-3.81	-3.80	-3.80	-3.80	-3.80	-3.80	-3.80	-3.80
Salem, OR	CO	Maintenance	100	0.00	0.00	-0.32	-0.32	-0.32	-0.32	-0.32	-0.32	-0.32	-0.32	-0.32
Salt Lake City, UT	CO	Maintenance	100	0.00	0.01	-0.50	-0.51	-0.51	-0.51	-0.51	-0.51	-0.51	-0.51	-0.51
Salt Lake County, UT	PM ₁₀	Moderate	100	0.00	0.06	-4.86	-4.96	-4.96	-4.96	-4.96	-4.96	-4.96	-4.96	-4.96
Salt Lake County, UT	SO _x	Nonattainment	100	0.00	0.06	-4.86	-4.96	-4.96	-4.96	-4.96	-4.96	-4.96	-4.96	-4.96
San Antonio, TX	Ozone	Former Subpart 1	50	0.00	0.06	-4.36	-4.45	-4.44	-4.44	-4.44	-4.44	-4.44	-4.44	-4.44
San Bernardino County, CA	PM ₁₀	Moderate	100	0.00	0.01	-1.00	-1.02	-1.02	-1.02	-1.02	-1.02	-1.02	-1.02	-1.02
San Diego, CA	CO	Maintenance	100	0.00	0.25	-18.90	-19.27	-19.26	-19.26	-19.26	-19.26	-19.26	-19.26	-19.26
San Diego, CA	Ozone	Former Subpart 1	50	0.00	0.25	-18.90	-19.27	-19.26	-19.26	-19.26	-19.26	-19.26	-19.26	-19.26
San Francisco Bay Area, CA	Ozone	Marginal	50	0.00	0.20	-14.85	-15.13	-15.13	-15.13	-15.13	-15.13	-15.13	-15.13	-15.13
San Francisco-Oakland-San Jose, CA	CO	Maintenance	100	0.00	0.22	-16.86	-17.18	-17.17	-17.17	-17.18	-17.18	-17.18	-17.18	-17.18
San Joaquin Valley, CA	Ozone	Extreme	10	0.00	0.41	-30.85	-31.45	-31.43	-31.43	-31.44	-31.43	-31.44	-31.43	-31.43
San Joaquin Valley, CA	PM ₁₀	Maintenance	100	0.00	0.41	-30.85	-31.45	-31.43	-31.43	-31.44	-31.43	-31.44	-31.43	-31.43
San Joaquin Valley, CA	PM _{2.5}	Nonattainment	100	0.00	0.41	-30.85	-31.45	-31.43	-31.43	-31.44	-31.43	-31.44	-31.43	-31.43
San Manuel (Pinal County), AZ	SO _x	Maintenance	100	0.00	0.00	-0.08	-0.08	-0.08	-0.08	-0.08	-0.08	-0.08	-0.08	-0.08
Sanders County (part);Thompson Falls and vicinity, MT	PM ₁₀	Moderate	100	0.00	0.00	0.00	0.00	0.00	0.00	0.00	0.00	0.00	0.00	0.00
Scranton-Wilkes Barre, PA	Ozone	Maintenance	100	0.00	0.02	-1.61	-1.64	-1.64	-1.64	-1.64	-1.64	-1.64	-1.64	-1.64
Seattle-Tacoma, WA	CO	Maintenance	100	0.00	0.09	-6.99	-7.13	-7.13	-7.13	-7.13	-7.13	-7.13	-7.13	-7.13
Sheboygan, WI	Ozone	Moderate	50	0.00	0.00	-0.28	-0.29	-0.29	-0.29	-0.29	-0.29	-0.29	-0.29	-0.29
Sheridan, WY	PM ₁₀	Moderate	100	0.00	0.00	-0.05	-0.05	-0.05	-0.05	-0.05	-0.05	-0.05	-0.05	-0.05
Shoshone County, ID	PM ₁₀	Moderate	100	0.00	0.00	0.00	0.00	0.00	0.00	0.00	0.00	0.00	0.00	0.00
Somerville, NJ	CO	Maintenance	100	0.00	0.00	-0.04	-0.04	-0.04	-0.04	-0.04	-0.04	-0.04	-0.04	-0.04
South Bend-Elkhart, IN	Ozone	Maintenance	100	0.00	0.01	-1.08	-1.11	-1.10	-1.10	-1.10	-1.10	-1.10	-1.10	-1.10
Southeast Chicago, IL	PM ₁₀	Maintenance	100	0.00	0.01	-0.45	-0.46	-0.46	-0.46	-0.46	-0.46	-0.46	-0.46	-0.46
Spokane County, WA	PM ₁₀	Maintenance	100	0.00	0.01	-0.70	-0.71	-0.71	-0.71	-0.71	-0.71	-0.71	-0.71	-0.71
Spokane, WA	CO	Maintenance	100	0.00	0.01	-0.69	-0.70	-0.70	-0.70	-0.70	-0.70	-0.70	-0.70	-0.70
Springfield (western MA), MA	Ozone	Moderate	50	0.00	0.03	-2.14	-2.18	-2.18	-2.18	-2.18	-2.18	-2.18	-2.18	-2.18
Springfield, MA	CO	Maintenance	100	0.00	0.00	-0.34	-0.35	-0.35	-0.35	-0.35	-0.35	-0.35	-0.35	-0.35
St Louis, MO	CO	Maintenance	100	0.00	0.03	-2.30	-2.34	-2.34	-2.34	-2.34	-2.34	-2.34	-2.34	-2.34
St Louis, MO-IL	Ozone	Moderate	50	0.00	0.10	-7.20	-7.34	-7.33	-7.33	-7.33	-7.33	-7.33	-7.33	-7.33
St. Louis, MO-IL	PM _{2.5}	Nonattainment	100	0.00	0.09	-7.15	-7.29	-7.28	-7.28	-7.28	-7.28	-7.28	-7.28	-7.28
State College, PA	Ozone	Maintenance	100	0.00	0.01	-0.40	-0.41	-0.41	-0.41	-0.41	-0.41	-0.41	-0.41	-0.41
Steamboat Springs, CO	PM ₁₀	Maintenance	100	0.00	0.00	-0.04	-0.04	-0.04	-0.04	-0.04	-0.04	-0.04	-0.04	-0.04
Steubenville & Mingo Junction, OH	SO _x	Maintenance	100	0.00	0.00	-0.11	-0.11	-0.11	-0.11	-0.11	-0.11	-0.11	-0.11	-0.11
Steubenville-Weirton, OH-WV	Ozone	Maintenance	100	0.00	0.01	-0.48	-0.49	-0.48	-0.48	-0.49	-0.48	-0.49	-0.48	-0.48
Steubenville-Weirton, OH-WV	PM _{2.5}	Nonattainment	100	0.00	0.01	-0.48	-0.49	-0.48	-0.48	-0.49	-0.48	-0.49	-0.48	-0.48
Stockton, CA	CO	Maintenance	100	0.00	0.01	-1.04	-1.06	-1.06	-1.06	-1.06	-1.06	-1.06	-1.06	-1.06
Sutter County (Sutter Buttes), CA	Ozone	Former Subpart 1	50	0.00	0.00	0.00	0.00	0.00	0.00	0.00	0.00	0.00	0.00	0.00
Syracuse, NY	CO	Maintenance	100	0.00	0.02	-1.25	-1.27	-1.27	-1.27	-1.27	-1.27	-1.27	-1.27	-1.27
Telluride, CO	PM ₁₀	Maintenance	100	0.00	0.00	0.00	0.00	0.00	0.00	0.00	0.00	0.00	0.00	0.00
Terre Haute, IN	Ozone	Maintenance	100	0.00	0.00	-0.33	-0.33	-0.33	-0.33	-0.33	-0.33	-0.33	-0.33	-0.33

Table D1-1 Emission Changes ^{a/} by Nonattainment Area with Alternative Standards for HD Vehicles Acetaldehyde 2018														
Nonattainment Area	Pollutant	Status ^{c/}	General Conformity Threshold ^{d/}	Emissions Changes for Proposed Alternatives (tons/year)										
				Alt. 1	Alt. 2	Alt. 3	Alt. 4	Alt. 6A	Alt. 5	Alt. 6 ^{b/}	Alt. 7	Alt. 6B	Alt. 8	
				No Action	Engine Only	Class 8 Tractors	Engines & Classes 7– 8 Tractors	15% below Preferred Alternative Stringency	Engines, Classes 7– 8 Tractors, & Classes 2b–3	Engines, Tractors, & Classes 2b–8	Engines, Tractors, & Trailers	20% above Preferred Alternative Stringency	Accelerated Hybrid Adoption	
Tioga County, PA	Ozone	Maintenance	100	0.00	0.00	-0.14	-0.14	-0.14	-0.14	-0.14	-0.14	-0.14	-0.14	-0.14
Toledo, OH	Ozone	Maintenance	100	0.00	0.02	-1.34	-1.36	-1.36	-1.36	-1.36	-1.36	-1.36	-1.36	-1.36
Toms River, NJ	CO	Maintenance	100	0.00	0.00	-0.23	-0.23	-0.23	-0.23	-0.23	-0.23	-0.23	-0.23	-0.23
Tooele County, UT	SO _x	Nonattainment	100	0.00	0.00	-0.24	-0.24	-0.24	-0.24	-0.24	-0.24	-0.24	-0.24	-0.24
Trenton, NJ	CO	Maintenance	100	0.00	0.00	-0.21	-0.21	-0.21	-0.21	-0.21	-0.21	-0.21	-0.21	-0.21
Trona, CA	PM ₁₀	Moderate	100	0.00	0.00	-0.01	-0.01	-0.01	-0.01	-0.01	-0.01	-0.01	-0.01	-0.01
Tucson, AZ	CO	Maintenance	100	0.00	0.03	-2.31	-2.35	-2.35	-2.35	-2.35	-2.35	-2.35	-2.35	-2.35
Utah County, UT	PM ₁₀	Moderate	100	0.00	0.01	-1.13	-1.15	-1.15	-1.15	-1.15	-1.15	-1.15	-1.15	-1.15
Vancouver, WA	CO	Maintenance	100	0.00	0.01	-0.71	-0.72	-0.72	-0.72	-0.72	-0.72	-0.72	-0.72	-0.72
Ventura County, CA	Ozone	Serious	50	0.00	0.03	-1.90	-1.94	-1.94	-1.94	-1.94	-1.94	-1.94	-1.94	-1.94
Vermillion County, IN	PM ₁₀	Maintenance	100	0.00	0.00	-0.02	-0.02	-0.02	-0.02	-0.02	-0.02	-0.02	-0.02	-0.02
Vigo County, IN	SO _x	Maintenance	100	0.00	0.00	-0.33	-0.33	-0.33	-0.33	-0.33	-0.33	-0.33	-0.33	-0.33
Wallula, WA	PM ₁₀	Maintenance	100	0.00	0.00	0.00	0.00	0.00	0.00	0.00	0.00	0.00	0.00	0.00
Waltham, MA	CO	Maintenance	100	0.00	0.00	-0.14	-0.14	-0.14	-0.14	-0.14	-0.14	-0.14	-0.14	-0.14
Warren County, NJ	SO _x	Maintenance	100	0.00	0.00	-0.09	-0.09	-0.09	-0.09	-0.09	-0.09	-0.09	-0.09	-0.09
Warren County, PA	SO _x	Nonattainment	100	0.00	0.00	-0.04	-0.04	-0.04	-0.04	-0.04	-0.04	-0.04	-0.04	-0.04
Washington County (Hagerstown), MD	Ozone	Former Subpart 1	50	0.00	0.01	-0.51	-0.52	-0.52	-0.52	-0.52	-0.52	-0.52	-0.52	-0.52
Washington, DC-MD-VA	CO	Maintenance	100	0.00	0.38	-28.64	-29.20	-29.18	-29.18	-29.18	-29.18	-29.18	-29.18	-29.18
Washington, DC-MD-VA	Ozone	Moderate	50	0.00	0.38	-28.64	-29.20	-29.18	-29.18	-29.18	-29.18	-29.18	-29.18	-29.18
Washington, DC-MD-VA	PM _{2.5}	Nonattainment	100	0.00	0.38	-28.64	-29.20	-29.18	-29.18	-29.18	-29.18	-29.18	-29.18	-29.18
Washoe County, NV	PM ₁₀	Serious	70	0.00	0.01	-0.58	-0.60	-0.59	-0.59	-0.59	-0.59	-0.59	-0.59	-0.59
Waterford Township (Washington County), OH	SO _x	Maintenance	100	0.00	0.00	-0.01	-0.01	-0.01	-0.01	-0.01	-0.01	-0.01	-0.01	-0.01
Wayne County, IN	SO _x	Maintenance	100	0.00	0.00	-0.18	-0.18	-0.18	-0.18	-0.18	-0.18	-0.18	-0.18	-0.18
Wayne County, MI	PM ₁₀	Maintenance	100	0.00	0.00	-0.17	-0.17	-0.17	-0.17	-0.17	-0.17	-0.17	-0.17	-0.17
Weirton, WV	PM ₁₀	Maintenance	100	0.00	0.00	-0.06	-0.06	-0.06	-0.06	-0.06	-0.06	-0.06	-0.06	-0.06
Weirton, WV	SO _x	Maintenance	100	0.00	0.00	-0.06	-0.06	-0.06	-0.06	-0.06	-0.06	-0.06	-0.06	-0.06
Wheeling, WV-OH	Ozone	Maintenance	100	0.00	0.01	-0.74	-0.76	-0.76	-0.76	-0.76	-0.76	-0.76	-0.76	-0.76
Wheeling, WV-OH	PM _{2.5}	Nonattainment	100	0.00	0.01	-0.74	-0.76	-0.76	-0.76	-0.76	-0.76	-0.76	-0.76	-0.76
Winston-Salem, NC	CO	Maintenance	100	0.00	0.01	-0.98	-1.00	-1.00	-1.00	-1.00	-1.00	-1.00	-1.00	-1.00
Worcester, MA	CO	Maintenance	100	0.00	0.01	-0.51	-0.51	-0.51	-0.51	-0.51	-0.51	-0.51	-0.51	-0.51
Yakima County, WA	PM ₁₀	Maintenance	100	0.00	0.00	-0.22	-0.23	-0.22	-0.22	-0.22	-0.22	-0.22	-0.22	-0.22
Yakima, WA	CO	Maintenance	100	0.00	0.00	-0.09	-0.09	-0.09	-0.09	-0.09	-0.09	-0.09	-0.09	-0.09
York, PA	Ozone	Maintenance	100	0.00	0.02	-1.86	-1.90	-1.90	-1.90	-1.90	-1.90	-1.90	-1.90	-1.90
York, PA	PM _{2.5}	Nonattainment	100	0.00	0.02	-1.86	-1.90	-1.90	-1.90	-1.90	-1.90	-1.90	-1.90	-1.90
Youngstown-Warren-Sharon, OH-PA	Ozone	Maintenance	100	0.00	0.02	-1.58	-1.61	-1.61	-1.61	-1.61	-1.61	-1.61	-1.61	-1.61
Yuma, AZ	PM ₁₀	Moderate	100	0.00	0.01	-0.43	-0.43	-0.43	-0.43	-0.43	-0.43	-0.43	-0.43	-0.43

^{a/} Negative emissions changes indicate reductions; positive emissions changes are increases. Values of less than 0.005 tons/year are rounded to zero.

^{b/} Preferred Alternative

^{c/} Pollutants for which the area is designated nonattainment or maintenance as of 2010. Source: 40 CFR 81.

^{d/} Emissions thresholds in tons/year of: CO in CO maintenance and nonattainment areas; VOC or NO_x in ozone maintenance and nonattainment areas; primary PM_{2.5} in PM_{2.5} maintenance and nonattainment areas; primary PM₁₀ in PM₁₀ maintenance and nonattainment areas; and SO₂ in SO₂ maintenance and nonattainment areas. Source: 40 CFR § 93.153. These thresholds are provided for information only; a general conformity determination is not required for the proposed actions. (See section 3.3.1.)

Source: EPA (U.S. Environmental Protection Agency). 2010. The Green Book Nonattainment Areas. Washington, District of Columbia. Last Revised: June 16, 2010. U.S. Environmental Protection Agency. Available: <http://www.epa.gov/oaqps001/greenbk/>. Accessed: August 6, 2010.

Table D1-2 Emission Changes <u>a/</u> by Nonattainment Area with Alternative Standards for HD Vehicles Acetaldehyde 2030														
Nonattainment Area	Pollutant	Status <u>c/</u>	General Conformity Threshold <u>d/</u>	Emissions Changes for Proposed Alternatives (tons/year)										
				Alt. 1	Alt. 2	Alt. 3	Alt. 4	Alt. 6A	Alt. 5	Alt. 6 <u>b/</u>	Alt. 7	Alt. 6B	Alt. 8	
				No Action	Engine Only	Class 8 Tractors	Engines & Classes 7-8 Tractors	15% below Preferred Alternative Stringency	Engines, Classes 7-8 Tractors, & Classes 2b-3	Engines, Tractors, & Classes 2b-8	Engines, Tractors, & Truck, & Trailers	20% above Preferred Alternative Stringency	Accelerated Hybrid Adoption	
Addison Township (Gallia County), OH	SO _x	Maintenance	100	0.00	0.00	-0.02	-0.02	-0.02	-0.02	-0.02	-0.02	-0.02	-0.02	-0.02
Ajo (Pima County), AZ	PM ₁₀	Moderate	100	0.00	0.00	-0.03	-0.04	-0.04	-0.04	-0.04	-0.04	-0.04	-0.04	-0.04
Ajo (Pima County), AZ	SO _x	Maintenance	100	0.00	0.00	-0.03	-0.04	-0.04	-0.04	-0.04	-0.04	-0.04	-0.04	-0.04
Albany-Schenectady-Troy, NY	Ozone	Former Subpart 1	50	0.00	0.06	-4.12	-4.19	-4.19	-4.19	-4.19	-4.19	-4.19	-4.19	-4.19
Albuquerque, NM	CO	Maintenance	100	0.00	0.05	-3.28	-3.34	-3.34	-3.34	-3.34	-3.34	-3.34	-3.34	-3.34
Allegan County, MI	Ozone	Former Subpart 1	50	0.00	0.02	-1.30	-1.33	-1.33	-1.33	-1.33	-1.33	-1.33	-1.33	-1.33
Allentown-Bethlehem-Easton, PA	Ozone	Maintenance	100	0.00	0.05	-3.42	-3.48	-3.48	-3.48	-3.48	-3.48	-3.48	-3.48	-3.48
Altoona, PA	Ozone	Maintenance	100	0.00	0.01	-0.56	-0.57	-0.57	-0.57	-0.57	-0.57	-0.57	-0.57	-0.57
Amador and Calveras Counties (Central Mountain), CA	Ozone	Former Subpart 1	50	0.00	0.01	-0.66	-0.67	-0.67	-0.67	-0.67	-0.67	-0.67	-0.67	-0.67
Anchorage, AK	CO	Maintenance	100	0.00	0.01	-0.45	-0.46	-0.46	-0.46	-0.46	-0.46	-0.46	-0.46	-0.46
Anthony, NM	PM ₁₀	Moderate	100	0.00	0.00	-0.04	-0.04	-0.04	-0.04	-0.04	-0.04	-0.04	-0.04	-0.04
Armstrong County, PA	SO _x	Nonattainment	100	0.00	0.00	-0.02	-0.02	-0.02	-0.02	-0.02	-0.02	-0.02	-0.02	-0.02
Aspen, CO	PM ₁₀	Maintenance	100	0.00	0.00	-0.04	-0.05	-0.05	-0.05	-0.05	-0.05	-0.05	-0.05	-0.05
Atlanta, GA	Ozone	Moderate	50	0.00	1.25	-84.37	-85.87	-85.85	-85.85	-85.87	-85.86	-85.87	-85.86	-85.86
Atlanta, GA	PM _{2.5}	Nonattainment	100	0.00	1.25	-84.37	-85.87	-85.85	-85.85	-85.87	-85.86	-85.87	-85.86	-85.86
Atlantic City, NJ	CO	Maintenance	100	0.00	0.00	-0.09	-0.09	-0.09	-0.09	-0.09	-0.09	-0.09	-0.09	-0.09
Bakersfield, CA	CO	Maintenance	100	0.00	0.01	-2.31	-2.36	-2.36	-2.37	-2.37	-2.37	-2.37	-2.37	-2.37
Baltimore, MD	CO	Maintenance	100	0.00	0.26	-17.33	-17.64	-17.64	-17.64	-17.64	-17.64	-17.64	-17.64	-17.64
Baltimore, MD	Ozone	Moderate	50	0.00	0.26	-17.33	-17.64	-17.64	-17.64	-17.64	-17.64	-17.64	-17.64	-17.64
Baltimore, MD	PM _{2.5}	Nonattainment	100	0.00	0.26	-17.33	-17.64	-17.64	-17.64	-17.64	-17.64	-17.64	-17.64	-17.64
Baton Rouge, LA	Ozone	Moderate	50	0.00	0.01	-4.48	-4.58	-4.58	-4.60	-4.60	-4.60	-4.60	-4.60	-4.62
Beaumont-Port Arthur, TX	Ozone	Moderate	50	0.00	-0.77	-3.57	-3.88	-3.88	-4.15	-4.15	-4.15	-4.15	-4.15	-4.42
Benton County, TN	SO _x	Maintenance	100	0.00	0.00	-0.02	-0.02	-0.02	-0.02	-0.02	-0.02	-0.02	-0.02	-0.02
Benton Harbor, MI	Ozone	Maintenance	100	0.00	0.02	-1.52	-1.54	-1.54	-1.54	-1.54	-1.54	-1.54	-1.54	-1.54
Benzie County, MI	Ozone	Maintenance	100	0.00	0.00	-0.21	-0.21	-0.21	-0.21	-0.21	-0.21	-0.21	-0.21	-0.21
Berkeley and Jefferson Counties, WV	Ozone	Maintenance	100	0.00	0.02	-1.33	-1.35	-1.35	-1.35	-1.35	-1.35	-1.35	-1.35	-1.35
Billings, MT	CO	Maintenance	100	0.00	0.01	-0.45	-0.46	-0.46	-0.46	-0.46	-0.46	-0.46	-0.46	-0.46
Birmingham, AL	Ozone	Maintenance	100	0.00	0.15	-10.19	-10.37	-10.37	-10.37	-10.37	-10.37	-10.37	-10.37	-10.37
Birmingham, AL	PM _{2.5}	Nonattainment	100	0.00	0.15	-10.19	-10.37	-10.37	-10.37	-10.37	-10.37	-10.37	-10.37	-10.37
Boise-Northern Ada County, ID	CO	Maintenance	100	0.00	0.06	-3.80	-3.87	-3.86	-3.86	-3.87	-3.86	-3.87	-3.86	-3.86
Boise-Northern Ada County, ID	PM ₁₀	Maintenance	100	0.00	0.06	-3.80	-3.87	-3.86	-3.86	-3.87	-3.86	-3.87	-3.86	-3.86
Bonner County (Sandpoint), ID	PM ₁₀	Moderate	100	0.00	0.00	-0.10	-0.10	-0.10	-0.10	-0.10	-0.10	-0.10	-0.10	-0.10
Boston, MA	CO	Maintenance	100	0.00	0.06	-3.71	-3.78	-3.77	-3.77	-3.78	-3.78	-3.78	-3.78	-3.78
Boston-Lawrence-Worcester (eastern MA), MA	Ozone	Moderate	50	0.00	0.36	-24.29	-24.72	-24.72	-24.72	-24.72	-24.72	-24.72	-24.72	-24.72
Boston-Manchester-Portsmouth (southeast NH), NH	Ozone	Moderate	50	0.00	0.06	-3.84	-3.91	-3.91	-3.91	-3.91	-3.91	-3.91	-3.91	-3.91
Boyd County (part), KY	SO _x	Maintenance	100	0.00	0.00	-0.07	-0.07	-0.07	-0.07	-0.07	-0.07	-0.07	-0.07	-0.07
Buffalo-Niagara Falls, NY	Ozone	Former Subpart 1	50	0.00	0.06	-3.94	-4.01	-4.01	-4.01	-4.01	-4.01	-4.01	-4.01	-4.01
Burlington, NJ	CO	Maintenance	100	0.00	0.00	-0.04	-0.04	-0.04	-0.04	-0.04	-0.04	-0.04	-0.04	-0.04
Butte, MT	PM ₁₀	Moderate	100	0.00	0.00	-0.15	-0.16	-0.16	-0.16	-0.16	-0.16	-0.16	-0.16	-0.16
Canon City, CO	PM ₁₀	Maintenance	100	0.00	0.00	-0.12	-0.12	-0.12	-0.12	-0.12	-0.12	-0.12	-0.12	-0.12
Canton-Massillon, OH	Ozone	Maintenance	100	0.00	0.05	-3.64	-3.70	-3.70	-3.70	-3.70	-3.70	-3.70	-3.70	-3.70
Canton-Massillon, OH	PM _{2.5}	Nonattainment	100	0.00	0.05	-3.64	-3.70	-3.70	-3.70	-3.70	-3.70	-3.70	-3.70	-3.70
Case County, MI	Ozone	Maintenance	100	0.00	0.01	-0.38	-0.38	-0.38	-0.38	-0.38	-0.38	-0.38	-0.38	-0.38

Table D1-2 Emission Changes <u>a</u> / by Nonattainment Area with Alternative Standards for HD Vehicles Acetaldehyde 2030														
Nonattainment Area	Pollutant	Status <u>c</u> /	General Conformity Threshold <u>d</u> /	Emissions Changes for Proposed Alternatives (tons/year)										
				Alt. 1	Alt. 2	Alt. 3	Alt. 4	Alt. 6A	Alt. 5	Alt. 6 <u>b</u> /	Alt. 7	Alt. 6B	Alt. 8	
				No Action	Engine Only	Class 8 Tractors	Engines & Classes 7-8 Tractors	15% below Preferred Alternative Stringency	Engines, Classes 7-8 Tractors, & Classes 2b-3	Engines, Tractors, & Classes 2b-8	Engines, Tractors, & Truck, & Trailers	20% above Preferred Alternative Stringency	Accelerated Hybrid Adoption	
Center Township (Morgan County), OH	SO _x	Maintenance	100	0.00	0.00	-0.01	-0.01	-0.01	-0.01	-0.01	-0.01	-0.01	-0.01	-0.01
Central Steptoe Valley (White Pine County), NV	SO _x	Maintenance	100	0.00	0.00	-0.02	-0.02	-0.02	-0.02	-0.02	-0.02	-0.02	-0.02	-0.02
Charleston, WV	Ozone	Maintenance	100	0.00	0.06	-4.19	-4.26	-4.26	-4.26	-4.26	-4.26	-4.26	-4.26	-4.26
Charleston, WV	PM _{2.5}	Nonattainment	100	0.00	0.06	-4.19	-4.26	-4.26	-4.26	-4.26	-4.26	-4.26	-4.26	-4.26
Charlotte, NC	CO	Maintenance	100	0.00	0.07	-4.64	-4.73	-4.72	-4.72	-4.72	-4.73	-4.72	-4.73	-4.72
Charlotte-Gastonia-Rock Hill, NC-SC	Ozone	Moderate	50	0.00	0.16	-10.63	-10.82	-10.82	-10.82	-10.82	-10.82	-10.82	-10.82	-10.82
Chattanooga, TN-GA-AL	PM _{2.5}	Nonattainment	100	0.00	0.05	-3.64	-3.71	-3.71	-3.71	-3.71	-3.71	-3.71	-3.71	-3.71
Chattanooga, TN-GA	Ozone	Former Subpart 1	50	0.00	0.05	-3.41	-3.47	-3.47	-3.47	-3.47	-3.47	-3.47	-3.47	-3.47
Chicago-Gary-Lake County, IL-IN	Ozone	Moderate	50	0.00	1.63	-109.97	-111.93	-111.91	-111.91	-111.91	-111.93	-111.92	-111.93	-111.92
Chicago-Gary-Lake County, IL-IN	PM _{2.5}	Nonattainment	100	0.00	1.63	-109.97	-111.93	-111.91	-111.91	-111.91	-111.93	-111.92	-111.93	-111.92
Chico, CA	CO	Maintenance	100	0.00	0.02	-1.45	-1.47	-1.47	-1.47	-1.47	-1.47	-1.47	-1.47	-1.47
Chico, CA	Ozone	Former Subpart 1	50	0.00	0.02	-1.45	-1.47	-1.47	-1.47	-1.47	-1.47	-1.47	-1.47	-1.47
Cincinnati-Hamilton, OH-KY-IN	Ozone	Former Subpart 1	50	0.00	0.39	-26.04	-26.50	-26.49	-26.49	-26.49	-26.50	-26.50	-26.50	-26.50
Cincinnati-Hamilton, OH-KY-IN	PM _{2.5}	Nonattainment	100	0.00	0.39	-26.04	-26.50	-26.49	-26.49	-26.49	-26.50	-26.50	-26.50	-26.50
Clairton & 4 Boroughs, PA	PM ₁₀	Maintenance	100	0.00	0.00	-0.05	-0.05	-0.05	-0.05	-0.05	-0.05	-0.05	-0.05	-0.05
Clark County, NV	PM ₁₀	Serious	70	0.00	0.02	-1.22	-1.24	-1.24	-1.24	-1.24	-1.24	-1.24	-1.24	-1.24
Clarksville-Hopkinsville, TN-KY	Ozone	Maintenance	100	0.00	0.03	-2.13	-2.17	-2.17	-2.17	-2.17	-2.17	-2.17	-2.17	-2.17
Clearfield and Indiana Counties, PA	Ozone	Maintenance	100	0.00	0.03	-1.89	-1.92	-1.92	-1.92	-1.92	-1.92	-1.92	-1.92	-1.92
Cleveland, OH	CO	Maintenance	100	0.00	0.08	-5.46	-5.55	-5.55	-5.55	-5.55	-5.55	-5.55	-5.55	-5.55
Cleveland-Akron-Lorain, OH	Ozone	Maintenance	100	0.00	0.51	-34.46	-35.07	-35.06	-35.06	-35.06	-35.07	-35.06	-35.07	-35.06
Cleveland-Akron-Lorain, OH	PM _{2.5}	Nonattainment	100	0.00	0.51	-34.46	-35.07	-35.06	-35.06	-35.06	-35.07	-35.06	-35.07	-35.06
Coachella Valley, CA	PM ₁₀	Serious	70	0.00	0.03	-2.18	-2.22	-2.22	-2.22	-2.22	-2.22	-2.22	-2.22	-2.22
Colbert County, AL	SO _x	Maintenance	100	0.00	0.01	-0.36	-0.36	-0.36	-0.36	-0.36	-0.36	-0.36	-0.36	-0.36
Colorado Springs, CO	CO	Maintenance	100	0.00	0.04	-2.57	-2.62	-2.62	-2.62	-2.62	-2.62	-2.62	-2.62	-2.62
Columbia Falls, MT	PM ₁₀	Moderate	100	0.00	0.00	-0.03	-0.04	-0.04	-0.04	-0.04	-0.04	-0.04	-0.04	-0.04
Columbia, SC	Ozone	Former Subpart 1	50	0.00	0.07	-4.73	-4.81	-4.81	-4.81	-4.81	-4.81	-4.81	-4.81	-4.81
Columbus, OH	Ozone	Maintenance	100	0.00	0.35	-23.80	-24.23	-24.22	-24.22	-24.22	-24.23	-24.22	-24.23	-24.22
Columbus, OH	PM _{2.5}	Nonattainment	100	0.00	0.35	-23.80	-24.23	-24.22	-24.22	-24.22	-24.23	-24.22	-24.23	-24.22
Conewango Township (Warren County), PA	SO _x	Maintenance	100	0.00	0.00	-0.02	-0.02	-0.02	-0.02	-0.02	-0.02	-0.02	-0.02	-0.02
Coso Junction, CA	PM ₁₀	Moderate	100	0.00	0.00	0.00	0.00	0.00	0.00	0.00	0.00	0.00	0.00	0.00
Cuyahoga County, OH	PM ₁₀	Maintenance	100	0.00	0.15	-9.94	-10.12	-10.12	-10.12	-10.12	-10.12	-10.12	-10.12	-10.12
Cuyahoga County, OH	SO _x	Maintenance	100	0.00	0.15	-9.94	-10.12	-10.12	-10.12	-10.12	-10.12	-10.12	-10.12	-10.12
Dallas-Fort Worth, TX	Ozone	Moderate	50	0.00	0.39	-25.99	-26.45	-26.45	-26.45	-26.45	-26.45	-26.45	-26.45	-26.45
Dayton-Springfield, OH	Ozone	Maintenance	100	0.00	0.16	-10.65	-10.84	-10.83	-10.83	-10.83	-10.84	-10.83	-10.84	-10.83
Dayton-Springfield, OH	PM _{2.5}	Nonattainment	100	0.00	0.16	-10.65	-10.84	-10.83	-10.83	-10.83	-10.84	-10.83	-10.84	-10.83
Denver Metro, CO	PM ₁₀	Maintenance	100	0.00	0.18	-12.30	-12.52	-12.52	-12.52	-12.52	-12.52	-12.52	-12.52	-12.52
Denver-Boulder, CO	CO	Maintenance	100	0.00	0.17	-11.70	-11.91	-11.91	-11.91	-11.91	-11.91	-11.91	-11.91	-11.91
Denver-Boulder-Greeley-Fort Collins-Loveland, CO	Ozone	Former Subpart 1	50	0.00	0.23	-15.55	-15.83	-15.82	-15.82	-15.82	-15.83	-15.82	-15.83	-15.82
Detroit, MI	CO	Maintenance	100	0.00	0.20	-13.73	-13.97	-13.97	-13.97	-13.97	-13.97	-13.97	-13.97	-13.97
Detroit-Ann Arbor, MI	Ozone	Maintenance	100	0.00	1.23	-82.48	-83.95	-83.93	-83.93	-83.93	-83.95	-83.94	-83.95	-83.94
Detroit-Ann Arbor, MI	PM _{2.5}	Nonattainment	100	0.00	1.23	-82.48	-83.95	-83.93	-83.93	-83.93	-83.95	-83.94	-83.95	-83.94
Door County, WI	Ozone	Former Subpart 1	50	0.00	0.00	-0.30	-0.30	-0.30	-0.30	-0.30	-0.30	-0.30	-0.30	-0.30
Douglas (Cochise County), AZ	PM ₁₀	Moderate	100	0.00	0.01	-0.43	-0.44	-0.44	-0.44	-0.44	-0.44	-0.44	-0.44	-0.44

Table D1-2 Emission Changes μ / by Nonattainment Area with Alternative Standards for HD Vehicles Acetaldehyde 2030														
Nonattainment Area	Pollutant	Status c /	General Conformity Threshold d /	Emissions Changes for Proposed Alternatives (tons/year)										
				Alt. 1	Alt. 2	Alt. 3	Alt. 4	Alt. 6A	Alt. 5	Alt. 6 b /	Alt. 7	Alt. 6B	Alt. 8	
				No Action	Engine Only	Class 8 Tractors	Engines & Classes 7-8 Tractors	15% below Preferred Alternative Stringency	Engines, Classes 7-8 Tractors, & Classes 2b-3	Engines, Tractors, & Classes 2b-8	Engines, Tractors, & Truck, & Trailers	20% above Preferred Alternative Stringency	Accelerated Hybrid Adoption	
Douglas (Cochise County), AZ	SO _x	Maintenance	100	0.00	0.01	-0.43	-0.44	-0.44	-0.44	-0.44	-0.44	-0.44	-0.44	-0.44
Duluth, MN	CO	Maintenance	100	0.00	0.01	-0.52	-0.53	-0.53	-0.53	-0.53	-0.53	-0.53	-0.53	-0.53
Eagle River, AK	PM ₁₀	Moderate	100	0.00	0.00	-0.03	-0.03	-0.03	-0.03	-0.03	-0.03	-0.03	-0.03	-0.03
East Chicago, IN	CO	Maintenance	100	0.00	0.02	-1.27	-1.29	-1.29	-1.29	-1.29	-1.29	-1.29	-1.29	-1.29
East Chicago, IN	PM ₁₀	Maintenance	100	0.00	0.02	-1.27	-1.29	-1.29	-1.29	-1.29	-1.29	-1.29	-1.29	-1.29
East Helena Area (Lewis and Clark County), MT	SO _x	Nonattainment	100	0.00	0.00	-0.01	-0.01	-0.01	-0.01	-0.01	-0.01	-0.01	-0.01	-0.01
El Paso County, TX	PM ₁₀	Moderate	100	0.00	0.02	-1.41	-1.43	-1.43	-1.43	-1.43	-1.43	-1.43	-1.43	-1.43
El Paso, TX	CO	Maintenance	100	0.00	0.00	-0.09	-0.09	-0.09	-0.09	-0.09	-0.09	-0.09	-0.09	-0.09
Erie, PA	Ozone	Maintenance	100	0.00	0.02	-1.67	-1.70	-1.70	-1.70	-1.70	-1.70	-1.70	-1.70	-1.70
Essex County (Whiteface Mountain), NY	Ozone	Former Subpart 1	50	0.00	0.00	-0.01	-0.01	-0.01	-0.01	-0.01	-0.01	-0.01	-0.01	-0.01
Eugene-Springfield, OR	CO	Maintenance	100	0.00	0.03	-2.34	-2.38	-2.38	-2.38	-2.38	-2.38	-2.38	-2.38	-2.38
Eugene-Springfield, OR	PM ₁₀	Moderate	100	0.00	0.03	-2.34	-2.38	-2.38	-2.38	-2.38	-2.38	-2.38	-2.38	-2.38
Evansville, IN	Ozone	Maintenance	100	0.00	0.07	-4.59	-4.67	-4.67	-4.67	-4.67	-4.67	-4.67	-4.67	-4.67
Evansville, IN	PM _{2.5}	Nonattainment	100	0.00	0.07	-4.59	-4.67	-4.67	-4.67	-4.67	-4.67	-4.67	-4.67	-4.67
Fairbanks, AK	CO	Maintenance	100	0.00	0.00	-0.10	-0.10	-0.10	-0.10	-0.10	-0.10	-0.10	-0.10	-0.10
Fayetteville, NC	Ozone	Former Subpart 1	50	0.00	0.02	-1.68	-1.71	-1.71	-1.71	-1.71	-1.71	-1.71	-1.71	-1.71
Flathead County; Whitefish and vicinity, MT	PM ₁₀	Moderate	100	0.00	0.00	-0.05	-0.05	-0.05	-0.05	-0.05	-0.05	-0.05	-0.05	-0.05
Flint, MI	Ozone	Maintenance	100	0.00	0.07	-4.47	-4.55	-4.55	-4.55	-4.55	-4.55	-4.55	-4.55	-4.55
Follansbee, WV	PM ₁₀	Maintenance	100	0.00	0.00	0.00	0.00	0.00	0.00	0.00	0.00	0.00	0.00	0.00
Fort Collins, CO	CO	Maintenance	100	0.00	0.01	-0.87	-0.88	-0.88	-0.88	-0.88	-0.88	-0.88	-0.88	-0.88
Fort Hall Reservation, ID	PM ₁₀	Moderate	100	0.00	0.00	0.00	0.00	0.00	0.00	0.00	0.00	0.00	0.00	0.00
Fort Wayne, IN	Ozone	Maintenance	100	0.00	0.04	-2.68	-2.73	-2.73	-2.73	-2.73	-2.73	-2.73	-2.73	-2.73
Franklin County, PA	Ozone	Maintenance	100	0.00	0.02	-1.30	-1.33	-1.33	-1.33	-1.33	-1.33	-1.33	-1.33	-1.33
Franklin Township (Coshocton County), OH	SO _x	Maintenance	100	0.00	0.00	-0.01	-0.01	-0.01	-0.01	-0.01	-0.01	-0.01	-0.01	-0.01
Frederick County, VA	Ozone	Former Subpart 1	50	0.00	0.01	-0.87	-0.88	-0.88	-0.88	-0.88	-0.88	-0.88	-0.88	-0.88
Fredericksburg, VA	Ozone	Maintenance	100	0.00	0.02	-1.67	-1.70	-1.70	-1.70	-1.70	-1.70	-1.70	-1.70	-1.70
Freehold, NJ	CO	Maintenance	100	0.00	0.00	-0.04	-0.04	-0.04	-0.04	-0.04	-0.04	-0.04	-0.04	-0.04
Fresno, CA	CO	Maintenance	100	0.00	0.04	-2.81	-2.86	-2.86	-2.86	-2.86	-2.86	-2.86	-2.86	-2.86
Grand Rapids, MI	Ozone	Maintenance	100	0.00	0.11	-7.18	-7.31	-7.31	-7.31	-7.31	-7.31	-7.31	-7.31	-7.31
Granite City, Nameoki Townships, IL	PM ₁₀	Maintenance	100	0.00	0.00	-0.30	-0.31	-0.31	-0.31	-0.31	-0.31	-0.31	-0.31	-0.31
Grant County, NM	SO _x	Maintenance	100	0.00	0.00	-0.02	-0.02	-0.02	-0.02	-0.02	-0.02	-0.02	-0.02	-0.02
Grants Pass, OR	CO	Maintenance	100	0.00	0.00	-0.19	-0.19	-0.19	-0.19	-0.19	-0.19	-0.19	-0.19	-0.19
Grants Pass, OR	PM ₁₀	Maintenance	100	0.00	0.00	-0.19	-0.19	-0.19	-0.19	-0.19	-0.19	-0.19	-0.19	-0.19
Great Falls, MT	CO	Maintenance	100	0.00	0.00	-0.12	-0.12	-0.12	-0.12	-0.12	-0.12	-0.12	-0.12	-0.12
Greater Connecticut, CT	Ozone	Moderate	50	0.00	0.07	-4.82	-4.90	-4.90	-4.90	-4.90	-4.90	-4.90	-4.90	-4.90
Greeley, CO	CO	Maintenance	100	0.00	0.01	-0.72	-0.73	-0.73	-0.73	-0.73	-0.73	-0.73	-0.73	-0.73
Green Bay, WI	SO _x	Maintenance	100	0.00	0.01	-0.77	-0.79	-0.79	-0.79	-0.79	-0.79	-0.79	-0.79	-0.79
Greene County, IN	Ozone	Maintenance	100	0.00	0.01	-0.36	-0.37	-0.37	-0.37	-0.37	-0.37	-0.37	-0.37	-0.37
Greene County, PA	Ozone	Maintenance	100	0.00	0.00	-0.24	-0.24	-0.24	-0.24	-0.24	-0.24	-0.24	-0.24	-0.24
Greensboro-Winston Salem-High Point, NC	Ozone	Marginal	50	0.00	0.22	-14.60	-14.86	-14.86	-14.86	-14.86	-14.86	-14.86	-14.86	-14.86
Greensboro-Winston salem-High Point, NC	PM _{2.5}	Nonattainment	100	0.00	0.22	-14.60	-14.86	-14.86	-14.86	-14.86	-14.86	-14.86	-14.86	-14.86
Greenville-Spartanburg-Anderson, SC	Ozone	Former Subpart 1	50	0.00	0.10	-6.41	-6.53	-6.53	-6.53	-6.53	-6.53	-6.53	-6.53	-6.53
Groveland Township (Tazewell County), IL	SO _x	Maintenance	100	0.00	0.00	-0.17	-0.17	-0.17	-0.17	-0.17	-0.17	-0.17	-0.17	-0.17

Table D1-2 Emission Changes <u>a</u> / by Nonattainment Area with Alternative Standards for HD Vehicles Acetaldehyde 2030														
Nonattainment Area	Pollutant	Status <u>c</u> /	General Conformity Threshold <u>d</u> /	Emissions Changes for Proposed Alternatives (tons/year)										
				Alt. 1	Alt. 2	Alt. 3	Alt. 4	Alt. 6A	Alt. 5	Alt. 6 <u>b</u> /	Alt. 7	Alt. 6B	Alt. 8	
				No Action	Engine Only	Class 8 Tractors	Engines & Classes 7–8 Tractors	15% below Preferred Alternative Stringency	Engines, Classes 7–8 Tractors, & Classes 2b–3	Engines, Tractors, & Classes 2b–8	Engines, Tractors, & Trucks, & Trailers	20% above Preferred Alternative Stringency	Accelerated Hybrid Adoption	
Hancock-Knox-Lincoln-Waldo Counties, ME	Ozone	Maintenance	100	0.00	0.01	-0.74	-0.75	-0.75	-0.75	-0.75	-0.75	-0.75	-0.75	-0.75
Harrisburg-Lebanon-Carlisle, PA	Ozone	Maintenance	100	0.00	0.20	-13.78	-14.03	-14.03	-14.03	-14.03	-14.03	-14.03	-14.03	-14.03
Harrisburg-Lebanon-Carlisle, PA	PM _{2.5}	Nonattainment	100	0.00	0.20	-13.78	-14.03	-14.03	-14.03	-14.03	-14.03	-14.03	-14.03	-14.03
Hartford-New Britain-Middletown, CT	CO	Maintenance	100	0.00	0.05	-3.32	-3.38	-3.38	-3.38	-3.38	-3.38	-3.38	-3.38	-3.38
Hayden (Pinal County), AZ	SO _x	Nonattainment	100	0.00	0.00	-0.06	-0.06	-0.06	-0.06	-0.06	-0.06	-0.06	-0.06	-0.06
Hayden/Miami, AZ	PM ₁₀	Moderate	100	0.00	0.00	-0.20	-0.20	-0.20	-0.20	-0.20	-0.20	-0.20	-0.20	-0.20
Haywood and Swain Counties (Great Smoky Mountain NP), NC	Ozone	Maintenance	100	0.00	0.00	-0.04	-0.04	-0.04	-0.04	-0.04	-0.04	-0.04	-0.04	-0.04
Hazelwood, PA	SO _x	Maintenance	100	0.00	0.00	-0.15	-0.16	-0.16	-0.16	-0.16	-0.16	-0.16	-0.16	-0.16
Hickory, NC	PM _{2.5}	Nonattainment	100	0.00	0.01	-0.98	-1.00	-1.00	-1.00	-1.00	-1.00	-1.00	-1.00	-1.00
Hickory-Morgantown-Lenoir, NC	Ozone	Former Subpart 1	50	0.00	0.03	-1.76	-1.79	-1.79	-1.79	-1.79	-1.79	-1.79	-1.79	-1.79
Hollis Township, IL	SO _x	Maintenance	100	0.00	0.00	-0.02	-0.02	-0.02	-0.02	-0.02	-0.02	-0.02	-0.02	-0.02
Houston-Galveston-Brazoria, TX	Ozone	Severe	25	0.00	-0.73	-25.95	-26.76	-26.75	-27.12	-27.13	-27.12	-27.13	-27.49	-27.49
Humphreys County, TN	SO _x	Maintenance	100	0.00	0.00	-0.06	-0.06	-0.06	-0.06	-0.06	-0.06	-0.06	-0.06	-0.06
Huntington-Ashland, WV-KY-OH	PM _{2.5}	Nonattainment	100	0.00	0.03	-2.05	-2.09	-2.09	-2.09	-2.09	-2.09	-2.09	-2.09	-2.09
Huntington-Ashland, WV-KY	Ozone	Maintenance	100	0.00	0.02	-1.06	-1.08	-1.08	-1.08	-1.08	-1.08	-1.08	-1.08	-1.08
Huron County, MI	Ozone	Maintenance	100	0.00	0.00	-0.24	-0.25	-0.25	-0.25	-0.25	-0.25	-0.25	-0.25	-0.25
Imperial County, CA	Ozone	Moderate	50	0.00	0.02	-1.30	-1.33	-1.33	-1.33	-1.33	-1.33	-1.33	-1.33	-1.33
Imperial Valley, CA	PM ₁₀	Serious	70	0.00	0.02	-1.28	-1.30	-1.30	-1.30	-1.30	-1.30	-1.30	-1.30	-1.30
Indian Wells, CA	PM ₁₀	Maintenance	100	0.00	0.00	-0.17	-0.17	-0.17	-0.17	-0.17	-0.17	-0.17	-0.17	-0.17
Indianapolis, IN	CO	Maintenance	100	0.00	0.38	-25.55	-26.00	-26.00	-26.00	-26.00	-26.00	-26.00	-26.00	-26.00
Indianapolis, IN	Ozone	Maintenance	100	0.00	0.38	-25.55	-26.00	-26.00	-26.00	-26.00	-26.00	-26.00	-26.00	-26.00
Indianapolis, IN	PM _{2.5}	Nonattainment	100	0.00	0.38	-25.55	-26.00	-26.00	-26.00	-26.00	-26.00	-26.00	-26.00	-26.00
Jackson County, IN	Ozone	Maintenance	100	0.00	0.01	-0.76	-0.77	-0.77	-0.77	-0.77	-0.77	-0.77	-0.77	-0.77
Jamestown, NY	Ozone	Former Subpart 1	50	0.00	0.02	-1.08	-1.09	-1.09	-1.09	-1.09	-1.09	-1.09	-1.09	-1.09
Jefferson County, NY	Ozone	Moderate	50	0.00	0.01	-0.70	-0.71	-0.71	-0.71	-0.71	-0.71	-0.71	-0.71	-0.71
Jefferson County, OH	PM ₁₀	Maintenance	100	0.00	0.00	-0.05	-0.05	-0.05	-0.05	-0.05	-0.05	-0.05	-0.05	-0.05
Johnson City-Kingsport-Bristol, TN	Ozone	Former Subpart 1	50	0.00	0.02	-1.44	-1.47	-1.47	-1.47	-1.47	-1.47	-1.47	-1.47	-1.47
Johnstown, PA	Ozone	Maintenance	100	0.00	0.01	-0.96	-0.98	-0.98	-0.98	-0.98	-0.98	-0.98	-0.98	-0.98
Johnstown, PA	PM _{2.5}	Nonattainment	100	0.00	0.01	-0.96	-0.98	-0.98	-0.98	-0.98	-0.98	-0.98	-0.98	-0.98
Juneau, AK	PM ₁₀	Moderate	100	0.00	0.00	-0.04	-0.04	-0.04	-0.04	-0.04	-0.04	-0.04	-0.04	-0.04
Kalamazoo-Battle Creek, MI	Ozone	Maintenance	100	0.00	0.06	-4.35	-4.43	-4.43	-4.43	-4.43	-4.43	-4.43	-4.43	-4.43
Kalispell, MT	PM ₁₀	Moderate	100	0.00	0.00	-0.18	-0.19	-0.19	-0.19	-0.19	-0.19	-0.19	-0.19	-0.19
Kent and Queen Annes Counties, MD	Ozone	Maintenance	100	0.00	0.01	-0.47	-0.48	-0.48	-0.48	-0.48	-0.48	-0.48	-0.48	-0.48
Kent, WA	PM ₁₀	Maintenance	100	0.00	0.00	-0.15	-0.15	-0.15	-0.15	-0.15	-0.15	-0.15	-0.15	-0.15
Kern County (Eastern Kern), CA	Ozone	Former Subpart 1	50	0.00	0.01	-0.42	-0.42	-0.42	-0.42	-0.42	-0.42	-0.42	-0.42	-0.42
Kewaunee County, WI	Ozone	Maintenance	100	0.00	0.00	-0.20	-0.21	-0.21	-0.21	-0.21	-0.21	-0.21	-0.21	-0.21
King County, WA	PM ₁₀	Maintenance	100	0.00	0.00	-0.06	-0.06	-0.06	-0.06	-0.06	-0.06	-0.06	-0.06	-0.06
Klamath Falls, OR	CO	Maintenance	100	0.00	0.01	-0.52	-0.53	-0.53	-0.53	-0.53	-0.53	-0.53	-0.53	-0.53
Klamath Falls, OR	PM ₁₀	Maintenance	100	0.00	0.01	-0.52	-0.53	-0.53	-0.53	-0.53	-0.53	-0.53	-0.53	-0.53
Knoxville, TN	Ozone	Former Subpart 1	50	0.00	0.25	-17.14	-17.45	-17.44	-17.44	-17.45	-17.44	-17.45	-17.44	-17.44
Knoxville, TN	PM _{2.5}	Nonattainment	100	0.00	0.25	-17.14	-17.45	-17.44	-17.44	-17.45	-17.44	-17.45	-17.44	-17.44
La Porte County, IN	SO _x	Maintenance	100	0.00	0.01	-0.38	-0.39	-0.39	-0.39	-0.39	-0.39	-0.39	-0.39	-0.39
LaGrande, OR	PM ₁₀	Maintenance	100	0.00	0.00	-0.08	-0.08	-0.08	-0.08	-0.08	-0.08	-0.08	-0.08	-0.08

Table D1-2 Emission Changes <u>a/</u> by Nonattainment Area with Alternative Standards for HD Vehicles Acetaldehyde 2030														
Nonattainment Area	Pollutant	Status <u>c/</u>	General Conformity Threshold <u>d/</u>	Emissions Changes for Proposed Alternatives (tons/year)										
				Alt. 1	Alt. 2	Alt. 3	Alt. 4	Alt. 6A	Alt. 5	Alt. 6 <u>b/</u>	Alt. 7	Alt. 6B	Alt. 8	
				No Action	Engine Only	Class 8 Tractors	Engines & Classes 7-8 Tractors	15% below Preferred Alternative Stringency	Engines, Classes 7-8 Tractors, & Classes 2b-3	Engines, Tractors, & Classes 2b-8	Engines, Tractors, & Truckers, & Trailers	20% above Preferred Alternative Stringency	Accelerated Hybrid Adoption	
Lake County, IN	SO _x	Maintenance	100	0.00	0.03	-1.86	-1.90	-1.90	-1.90	-1.90	-1.90	-1.90	-1.90	-1.90
Lake County, OH	SO _x	Maintenance	100	0.00	0.00	-0.25	-0.25	-0.25	-0.25	-0.25	-0.25	-0.25	-0.25	-0.25
Lake County, OR	PM ₁₀	Maintenance	100	0.00	0.00	-0.03	-0.03	-0.03	-0.03	-0.03	-0.03	-0.03	-0.03	-0.03
Lake Tahoe North Shore, CA	CO	Maintenance	100	0.00	0.00	-0.09	-0.09	-0.09	-0.09	-0.09	-0.09	-0.09	-0.09	-0.09
Lake Tahoe South Shore, CA	CO	Maintenance	100	0.00	0.00	-0.23	-0.23	-0.23	-0.23	-0.23	-0.23	-0.23	-0.23	-0.23
Lake Tahoe, NV	CO	Maintenance	100	0.00	0.00	-0.06	-0.06	-0.06	-0.06	-0.06	-0.06	-0.06	-0.06	-0.06
Lamar, CO	PM ₁₀	Maintenance	100	0.00	0.00	-0.05	-0.05	-0.05	-0.05	-0.05	-0.05	-0.05	-0.05	-0.05
Lame Deer, MT	PM ₁₀	Moderate	100	0.00	0.00	-0.01	-0.01	-0.01	-0.01	-0.01	-0.01	-0.01	-0.01	-0.01
Lancaster, PA	Ozone	Maintenance	100	0.00	0.08	-5.53	-5.62	-5.62	-5.62	-5.62	-5.62	-5.62	-5.62	-5.62
Lancaster, PA	PM _{2.5}	Nonattainment	100	0.00	0.08	-5.53	-5.62	-5.62	-5.62	-5.62	-5.62	-5.62	-5.62	-5.62
Lane County, OR	PM ₁₀	Moderate	100	0.00	0.00	-0.01	-0.01	-0.01	-0.01	-0.01	-0.01	-0.01	-0.01	-0.01
Lansing-East Lansing, MI	Ozone	Maintenance	100	0.00	0.06	-4.14	-4.22	-4.22	-4.22	-4.22	-4.22	-4.22	-4.22	-4.22
LaPorte, IN	Ozone	Maintenance	100	0.00	0.02	-1.07	-1.09	-1.09	-1.09	-1.09	-1.09	-1.09	-1.09	-1.09
Las Vegas, NV	CO	Serious	100	0.00	0.04	-2.46	-2.50	-2.50	-2.50	-2.50	-2.50	-2.50	-2.50	-2.50
Las Vegas, NV	Ozone	Former Subpart 1	50	0.00	0.04	-2.46	-2.50	-2.50	-2.50	-2.50	-2.50	-2.50	-2.50	-2.50
Lauderdale County, AL	SO _x	Maintenance	100	0.00	0.01	-0.52	-0.53	-0.53	-0.53	-0.53	-0.53	-0.53	-0.53	-0.53
Laurel Area (Yellowstone County), MT	SO _x	Nonattainment	100	0.00	0.00	-0.01	-0.01	-0.01	-0.01	-0.01	-0.01	-0.01	-0.01	-0.01
Libby, MT	PM ₁₀	Moderate	100	0.00	0.00	-0.07	-0.07	-0.07	-0.07	-0.07	-0.07	-0.07	-0.07	-0.07
Libby, MT	PM _{2.5}	Nonattainment	100	0.00	0.00	-0.07	-0.07	-0.07	-0.07	-0.07	-0.07	-0.07	-0.07	-0.07
Liberty-Clairton, PA	PM _{2.5}	Nonattainment	100	0.00	0.00	-0.05	-0.05	-0.05	-0.05	-0.05	-0.05	-0.05	-0.05	-0.05
Lima, OH	Ozone	Maintenance	100	0.00	0.01	-0.87	-0.88	-0.88	-0.88	-0.88	-0.88	-0.88	-0.88	-0.88
Longmont, CO	CO	Maintenance	100	0.00	0.01	-0.43	-0.44	-0.44	-0.44	-0.44	-0.44	-0.44	-0.44	-0.44
Lorain County, OH	SO _x	Maintenance	100	0.00	0.00	-0.29	-0.30	-0.30	-0.30	-0.30	-0.30	-0.30	-0.30	-0.30
Los Angeles South Coast Air Basin, CA	CO	Maintenance	100	0.00	3.40	-234.95	-239.15	-239.11	-239.14	-239.19	-239.15	-239.19	-239.18	-239.18
Los Angeles South Coast Air Basin, CA	NO _x	Maintenance	100	0.00	3.40	-234.95	-239.15	-239.11	-239.14	-239.19	-239.15	-239.19	-239.18	-239.18
Los Angeles South Coast Air Basin, CA	Ozone	Extreme	10	0.00	3.40	-234.95	-239.15	-239.11	-239.14	-239.19	-239.15	-239.19	-239.18	-239.18
Los Angeles South Coast Air Basin, CA	PM ₁₀	Serious	70	0.00	3.40	-234.95	-239.15	-239.11	-239.14	-239.19	-239.15	-239.19	-239.18	-239.18
Los Angeles South Coast Air Basin, CA	PM _{2.5}	Nonattainment	100	0.00	3.40	-234.95	-239.15	-239.11	-239.14	-239.19	-239.15	-239.19	-239.18	-239.18
Los Angeles-San Bernardino Counties (western Mohave), CA	Ozone	Moderate	50	0.00	0.03	-2.27	-2.31	-2.31	-2.31	-2.31	-2.31	-2.31	-2.31	-2.31
Louisville, KY-IN	Ozone	Maintenance	100	0.00	0.27	-18.04	-18.36	-18.36	-18.36	-18.36	-18.36	-18.36	-18.36	-18.36
Louisville, KY-IN	PM _{2.5}	Nonattainment	100	0.00	0.27	-18.04	-18.36	-18.36	-18.36	-18.36	-18.36	-18.36	-18.36	-18.36
Lowell, MA	CO	Maintenance	100	0.00	0.01	-0.53	-0.54	-0.54	-0.54	-0.54	-0.54	-0.54	-0.54	-0.54
Lucas County, OH	SO _x	Maintenance	100	0.00	0.03	-1.79	-1.82	-1.82	-1.82	-1.82	-1.82	-1.82	-1.82	-1.82
Lyons Township, IL	PM ₁₀	Maintenance	100	0.00	0.01	-0.46	-0.47	-0.47	-0.47	-0.47	-0.47	-0.47	-0.47	-0.47
Macon, GA	Ozone	Maintenance	100	0.00	0.03	-1.69	-1.72	-1.72	-1.72	-1.72	-1.72	-1.72	-1.72	-1.72
Macon, GA	PM _{2.5}	Nonattainment	100	0.00	0.03	-1.69	-1.72	-1.72	-1.72	-1.72	-1.72	-1.72	-1.72	-1.72
Madison and Page Counties (Shenandoah NP), VA	Ozone	Maintenance	100	0.00	0.00	-0.02	-0.02	-0.02	-0.02	-0.02	-0.02	-0.02	-0.02	-0.02
Madison, WI	SO _x	Maintenance	100	0.00	0.03	-1.80	-1.84	-1.83	-1.83	-1.84	-1.84	-1.84	-1.84	-1.84
Mammoth Lake, CA	PM ₁₀	Moderate	100	0.00	0.00	-0.06	-0.06	-0.06	-0.06	-0.06	-0.06	-0.06	-0.06	-0.06
Manchester, NH	CO	Maintenance	100	0.00	0.01	-0.40	-0.40	-0.40	-0.40	-0.40	-0.40	-0.40	-0.40	-0.40
Manitowoc County, WI	Ozone	Former Subpart 1	50	0.00	0.02	-1.05	-1.07	-1.07	-1.07	-1.07	-1.07	-1.07	-1.07	-1.07
Marion County, IN	SO _x	Maintenance	100	0.00	0.03	-1.78	-1.81	-1.81	-1.81	-1.81	-1.81	-1.81	-1.81	-1.81
Mariposa and Tuolumne Counties (Southern Mountain), CA	Ozone	Former Subpart 1	50	0.00	0.01	-0.40	-0.41	-0.41	-0.41	-0.41	-0.41	-0.41	-0.41	-0.41

Table D1-2 Emission Changes μ / by Nonattainment Area with Alternative Standards for HD Vehicles Acetaldehyde 2030													
Nonattainment Area	Pollutant	Status c /	General Conformity Threshold d /	Emissions Changes for Proposed Alternatives (tons/year)									
				Alt. 1	Alt. 2	Alt. 3	Alt. 4	Alt. 6A	Alt. 5	Alt. 6 b /	Alt. 7	Alt. 6B	Alt. 8
				No Action	Engine Only	Class 8 Tractors	Engines & Classes 7-8 Tractors	15% below Preferred Alternative Stringency	Engines, Classes 7-8 Tractors, & Classes 2b-3	Engines, Tractors, & Classes 2b-8	Engines, Tractors, & Truck, & Trailers	20% above Preferred Alternative Stringency	Accelerated Hybrid Adoption
Martinsburg, WV-Hagerstown, MD	PM _{2.5}	Nonattainment	100	0.00	0.03	-1.99	-2.03	-2.03	-2.03	-2.03	-2.03	-2.03	-2.03
Mason County, MI	Ozone	Maintenance	100	0.00	0.00	-0.23	-0.23	-0.23	-0.23	-0.23	-0.23	-0.23	-0.23
Medford, OR	CO	Maintenance	100	0.00	0.01	-0.43	-0.44	-0.44	-0.44	-0.44	-0.44	-0.44	-0.44
Medford-Ashland, OR	PM ₁₀	Maintenance	100	0.00	0.02	-1.04	-1.06	-1.06	-1.06	-1.06	-1.06	-1.06	-1.06
Memphis, TN-AR	Ozone	Maintenance	100	0.00	0.10	-6.51	-6.62	-6.62	-6.62	-6.62	-6.62	-6.62	-6.62
Memphis, TN	CO	Maintenance	100	0.00	0.09	-5.95	-6.06	-6.06	-6.06	-6.06	-6.06	-6.06	-6.06
Miami (Gila County), AZ	SO _x	Maintenance	100	0.00	0.00	-0.14	-0.14	-0.14	-0.14	-0.14	-0.14	-0.14	-0.14
Millinocket AQCR 109, ME	SO _x	Maintenance	100	0.00	0.00	-0.04	-0.04	-0.04	-0.04	-0.04	-0.04	-0.04	-0.04
Milwaukee, WI	SO _x	Maintenance	100	0.00	0.04	-2.80	-2.85	-2.84	-2.84	-2.84	-2.84	-2.84	-2.84
Milwaukee-Racine, WI	Ozone	Moderate	50	0.00	0.17	-11.35	-11.55	-11.55	-11.55	-11.55	-11.55	-11.55	-11.55
Minneapolis-St Paul, MN	CO	Maintenance	100	0.00	0.51	-37.76	-38.45	-38.44	-38.46	-38.47	-38.46	-38.47	-38.48
Minneapolis-St Paul, MN	SO _x	Maintenance	100	0.00	0.56	-37.71	-38.38	-38.37	-38.37	-38.38	-38.37	-38.38	-38.37
Missoula, MT	CO	Maintenance	100	0.00	0.01	-0.76	-0.78	-0.78	-0.78	-0.78	-0.78	-0.78	-0.78
Missoula, MT	PM ₁₀	Moderate	100	0.00	0.01	-0.76	-0.78	-0.78	-0.78	-0.78	-0.78	-0.78	-0.78
Modesto, CA	CO	Maintenance	100	0.00	0.02	-1.58	-1.61	-1.61	-1.61	-1.61	-1.61	-1.61	-1.61
Mohave County, AZ	PM ₁₀	Maintenance	100	0.00	0.01	-0.72	-0.73	-0.73	-0.73	-0.73	-0.73	-0.73	-0.73
Mono Basin, CA	PM ₁₀	Moderate	100	0.00	0.00	-0.01	-0.01	-0.01	-0.01	-0.01	-0.01	-0.01	-0.01
Morenci (Greenlee County), AZ	SO _x	Maintenance	100	0.00	0.00	-0.02	-0.02	-0.02	-0.02	-0.02	-0.02	-0.02	-0.02
Morristown, NJ	CO	Maintenance	100	0.00	0.00	-0.08	-0.08	-0.08	-0.08	-0.08	-0.08	-0.08	-0.08
Muhlenberg County, KY	SO _x	Maintenance	100	0.00	0.00	-0.19	-0.20	-0.20	-0.20	-0.20	-0.20	-0.20	-0.20
Muncie, IN	Ozone	Maintenance	100	0.00	0.01	-0.88	-0.89	-0.89	-0.89	-0.89	-0.89	-0.89	-0.89
Murray County (Chattahoochee NF), GA	Ozone	Maintenance	100	0.00	0.00	-0.03	-0.03	-0.03	-0.03	-0.03	-0.03	-0.03	-0.03
Muscatine County, IA	SO _x	Maintenance	100	0.00	0.00	-0.14	-0.14	-0.14	-0.14	-0.14	-0.14	-0.14	-0.14
Muskegon, MI	Ozone	Maintenance	100	0.00	0.02	-1.13	-1.15	-1.15	-1.15	-1.15	-1.15	-1.15	-1.15
Nashua, NH	CO	Maintenance	100	0.00	0.00	-0.32	-0.32	-0.32	-0.32	-0.32	-0.32	-0.32	-0.32
Nashville, TN	Ozone	Former Subpart 1	50	0.00	0.21	-14.27	-14.52	-14.52	-14.52	-14.52	-14.52	-14.52	-14.52
Nevada County (western part), CA	Ozone	Former Subpart 1	50	0.00	0.01	-0.45	-0.46	-0.46	-0.46	-0.46	-0.46	-0.46	-0.46
New Haven County, CT	PM ₁₀	Maintenance	100	0.00	0.01	-0.48	-0.49	-0.49	-0.49	-0.49	-0.49	-0.49	-0.49
New Haven-Meriden-Waterbury, CT	CO	Maintenance	100	0.00	0.04	-2.53	-2.58	-2.58	-2.58	-2.58	-2.58	-2.58	-2.58
New Manchester-Grant Magisterial District (Hancock County), WV	SO _x	Maintenance	100	0.00	0.00	-0.03	-0.03	-0.03	-0.03	-0.03	-0.03	-0.03	-0.03
New York County, NY	PM ₁₀	Moderate	100	0.00	0.01	-1.00	-1.02	-1.02	-1.02	-1.02	-1.02	-1.02	-1.02
New York-N. New Jersey-Long Island, NY-NJ-CT	CO	Maintenance	100	0.00	0.91	-61.17	-62.26	-62.25	-62.25	-62.26	-62.25	-62.26	-62.25
New York-N. New Jersey-Long Island, NY-NJ-CT	PM _{2.5}	Nonattainment	100	0.00	0.91	-61.17	-62.26	-62.25	-62.25	-62.26	-62.25	-62.26	-62.25
New York-northern New Jersey-Long Island, NY-NJ-CT	Ozone	Moderate	50	0.00	0.61	-40.89	-41.62	-41.61	-41.61	-41.62	-41.61	-41.62	-41.61
Nogales, AZ	PM ₁₀	Moderate	100	0.00	0.00	-0.27	-0.27	-0.27	-0.27	-0.27	-0.27	-0.27	-0.27
Norfolk-Virginia Beach-Newport News, VA	Ozone	Maintenance	100	0.00	0.06	-3.78	-3.85	-3.85	-3.85	-3.85	-3.85	-3.85	-3.85
Ogden, UT	CO	Maintenance	100	0.00	0.01	-0.44	-0.45	-0.45	-0.45	-0.45	-0.45	-0.45	-0.45
Ogden, UT	PM ₁₀	Moderate	100	0.00	0.01	-0.44	-0.45	-0.45	-0.45	-0.45	-0.45	-0.45	-0.45
Oglesby, IL	PM ₁₀	Maintenance	100	0.00	0.00	-0.02	-0.02	-0.02	-0.02	-0.02	-0.02	-0.02	-0.02
Olmsted County, MN	PM ₁₀	Maintenance	100	0.00	0.00	-0.13	-0.14	-0.14	-0.14	-0.14	-0.14	-0.14	-0.14
Olympia, Tumwater, Lacey, WA	PM ₁₀	Maintenance	100	0.00	0.01	-0.65	-0.66	-0.66	-0.66	-0.66	-0.66	-0.66	-0.66
Owens Valley, CA	PM ₁₀	Serious	70	0.00	0.00	-0.02	-0.02	-0.02	-0.02	-0.02	-0.02	-0.02	-0.02
Pagosa Springs, CO	PM ₁₀	Maintenance	100	0.00	0.00	0.00	0.00	0.00	0.00	0.00	0.00	0.00	0.00

Table D1-2 Emission Changes μ / by Nonattainment Area with Alternative Standards for HD Vehicles Acetaldehyde 2030													
Nonattainment Area	Pollutant	Status $c/$	General Conformity Threshold $d/$	Emissions Changes for Proposed Alternatives (tons/year)									
				Alt. 1	Alt. 2	Alt. 3	Alt. 4	Alt. 6A	Alt. 5	Alt. 6 $b/$	Alt. 7	Alt. 6B	Alt. 8
				No Action	Engine Only	Class 8 Tractors	Engines & Classes 7-8 Tractors	15% below Preferred Alternative Stringency	Engines, Classes 7-8 Tractors, & Classes 2b-3	Engines, Tractors, & Classes 2b-8	Engines, Tractors, & Truck, & Trailers	20% above Preferred Alternative Stringency	Accelerated Hybrid Adoption
Parkersburg-Marietta, WV-OH	Ozone	Maintenance	100	0.00	0.04	-2.44	-2.48	-2.48	-2.48	-2.48	-2.48	-2.48	-2.48
Parkersburg-Marietta, WV-OH	PM _{2.5}	Nonattainment	100	0.00	0.04	-2.44	-2.48	-2.48	-2.48	-2.48	-2.48	-2.48	-2.48
Payson, AZ	PM ₁₀	Maintenance	100	0.00	0.00	-0.09	-0.09	-0.09	-0.09	-0.09	-0.09	-0.09	-0.09
Penns Grove, NJ	CO	Maintenance	100	0.00	0.00	0.00	0.00	0.00	0.00	0.00	0.00	0.00	0.00
Peoria, IL	SO _x	Maintenance	100	0.00	0.01	-0.74	-0.76	-0.76	-0.76	-0.76	-0.76	-0.76	-0.76
Perth Amboy, NJ	CO	Maintenance	100	0.00	0.00	-0.30	-0.31	-0.31	-0.31	-0.31	-0.31	-0.31	-0.31
Philadelphia-Camden County, PA-NJ	CO	Maintenance	100	0.00	0.03	-2.07	-2.11	-2.11	-2.11	-2.11	-2.11	-2.11	-2.11
Philidelphia-Wilmington, PA-NY-DE	PM _{2.5}	Nonattainment	100	0.00	0.31	-20.81	-21.18	-21.18	-21.18	-21.18	-21.18	-21.18	-21.18
Philidelphia-Wilmington-Atlantic City, PA-NY-MD-DE	Ozone	Moderate	50	0.00	0.42	-28.17	-28.67	-28.66	-28.66	-28.67	-28.67	-28.67	-28.67
Phoenix, AZ	CO	Maintenance	100	0.00	0.70	-47.31	-48.15	-48.14	-48.14	-48.15	-48.14	-48.15	-48.14
Phoenix, AZ	PM ₁₀	Serious	70	0.00	0.70	-47.31	-48.15	-48.14	-48.14	-48.15	-48.14	-48.15	-48.14
Phoenix-Mesa, AZ	Ozone	Former Subpart 1	50	0.00	0.36	-24.13	-24.56	-24.55	-24.55	-24.56	-24.55	-24.56	-24.55
Pierce County, WA	PM ₁₀	Maintenance	100	0.00	0.00	-0.06	-0.06	-0.06	-0.06	-0.06	-0.06	-0.06	-0.06
Pinehurst, ID	PM ₁₀	Moderate	100	0.00	0.00	-0.01	-0.01	-0.01	-0.01	-0.01	-0.01	-0.01	-0.01
Pittsburgh, PA	CO	Maintenance	100	0.00	0.00	-0.09	-0.09	-0.09	-0.09	-0.09	-0.09	-0.09	-0.09
Pittsburgh-Beaver Valley, PA	Ozone	Former Subpart 1	50	0.00	0.29	-19.40	-19.74	-19.74	-19.74	-19.74	-19.74	-19.74	-19.74
Pittsburgh-Beaver Valley, PA	PM _{2.5}	Nonattainment	100	0.00	0.29	-19.40	-19.74	-19.74	-19.74	-19.74	-19.74	-19.74	-19.74
Polk County, TN	SO _x	Maintenance	100	0.00	0.00	-0.14	-0.14	-0.14	-0.14	-0.14	-0.14	-0.14	-0.14
Polson, MT	PM ₁₀	Moderate	100	0.00	0.00	-0.02	-0.02	-0.02	-0.02	-0.02	-0.02	-0.02	-0.02
Portland, ME	Ozone	Maintenance	100	0.00	0.06	-4.24	-4.32	-4.31	-4.31	-4.32	-4.31	-4.32	-4.31
Portland, OR	CO	Maintenance	100	0.00	0.08	-5.37	-5.47	-5.47	-5.47	-5.47	-5.47	-5.47	-5.47
Portneuf Valley, ID	PM ₁₀	Maintenance	100	0.00	0.00	-0.25	-0.25	-0.25	-0.25	-0.25	-0.25	-0.25	-0.25
Poughkeepsie, NY	Ozone	Moderate	50	0.00	0.06	-4.02	-4.09	-4.09	-4.09	-4.09	-4.09	-4.09	-4.09
Presque Isle, ME	PM ₁₀	Maintenance	100	0.00	0.00	-0.06	-0.06	-0.06	-0.06	-0.06	-0.06	-0.06	-0.06
Providence (entire State), RI	Ozone	Moderate	50	0.00	0.03	-1.86	-1.89	-1.89	-1.89	-1.89	-1.89	-1.89	-1.89
Provo, UT	CO	Maintenance	100	0.00	0.01	-0.56	-0.57	-0.57	-0.57	-0.57	-0.57	-0.57	-0.57
Raleigh-Durham, NC	CO	Maintenance	100	0.00	0.12	-7.94	-8.08	-8.08	-8.08	-8.08	-8.08	-8.08	-8.08
Raleigh-Durham-Chapel Hill, NC	Ozone	Maintenance	100	0.00	0.18	-12.15	-12.37	-12.37	-12.37	-12.37	-12.37	-12.37	-12.37
Ramsey County, MN	PM ₁₀	Maintenance	100	0.00	0.00	-0.01	-0.01	-0.01	-0.01	-0.01	-0.01	-0.01	-0.01
Reading, PA	Ozone	Maintenance	100	0.00	0.07	-4.57	-4.65	-4.65	-4.65	-4.65	-4.65	-4.65	-4.65
Reading, PA	PM _{2.5}	Nonattainment	100	0.00	0.07	-4.57	-4.65	-4.65	-4.65	-4.65	-4.65	-4.65	-4.65
Reno, NV	CO	Maintenance	100	0.00	0.01	-0.85	-0.87	-0.87	-0.87	-0.87	-0.87	-0.87	-0.87
Rhineland (Oneida County), WI	SO _x	Maintenance	100	0.00	0.00	-0.01	-0.01	-0.01	-0.01	-0.01	-0.01	-0.01	-0.01
Richmond-Petersburg, VA	Ozone	Maintenance	100	0.00	0.06	-3.83	-3.90	-3.90	-3.90	-3.90	-3.90	-3.90	-3.90
Rillito, AZ	PM ₁₀	Moderate	100	0.00	0.00	-0.21	-0.21	-0.21	-0.21	-0.21	-0.21	-0.21	-0.21
Riverside County (Coachella Valley), CA	Ozone	Severe	25	0.00	0.03	-2.18	-2.22	-2.22	-2.22	-2.22	-2.22	-2.22	-2.22
Roanoke, VA	Ozone	Former Subpart 1	50	0.00	0.03	-1.74	-1.77	-1.77	-1.77	-1.77	-1.77	-1.77	-1.77
Rochester (Olmsted County), MN	SO _x	Maintenance	100	0.00	0.01	-0.53	-0.54	-0.54	-0.54	-0.54	-0.54	-0.54	-0.54
Rochester, NY	Ozone	Former Subpart 1	50	0.00	0.06	-4.30	-4.38	-4.38	-4.38	-4.38	-4.38	-4.38	-4.38
Rocky Mount, NC	Ozone	Maintenance	100	0.00	0.02	-1.29	-1.31	-1.31	-1.31	-1.31	-1.31	-1.31	-1.31
Rome, GA	PM _{2.5}	Nonattainment	100	0.00	0.01	-0.56	-0.57	-0.57	-0.57	-0.57	-0.57	-0.57	-0.57
Ronan, MT	PM ₁₀	Moderate	100	0.00	0.00	-0.01	-0.01	-0.01	-0.01	-0.01	-0.01	-0.01	-0.01
Rothschild, Rib Mountain, Weston (Marathon County), WI	SO _x	Maintenance	100	0.00	0.00	-0.02	-0.02	-0.02	-0.02	-0.02	-0.02	-0.02	-0.02

Table D1-2 Emission Changes μ / by Nonattainment Area with Alternative Standards for HD Vehicles Acetaldehyde 2030														
Nonattainment Area	Pollutant	Status c/	General Conformity Threshold d/	Emissions Changes for Proposed Alternatives (tons/year)										
				Alt. 1	Alt. 2	Alt. 3	Alt. 4	Alt. 6A	Alt. 5	Alt. 6 b/	Alt. 7	Alt. 6B	Alt. 8	
				No Action	Engine Only	Class 8 Tractors	Engines & Classes 7-8 Tractors	15% below Preferred Alternative Stringency	Engines, Classes 7-8 Tractors, & Classes 2b-3	Engines, Tractors, & Classes 2b-8	Engines, Tractors, & Trucks, & Trailers	20% above Preferred Alternative Stringency	Accelerated Hybrid Adoption	
Sacramento County, CA	PM ₁₀	Moderate	100	0.00	0.10	-6.50	-6.61	-6.61	-6.61	-6.61	-6.61	-6.61	-6.61	-6.61
Sacramento Metro, CA	Ozone	Severe	25	0.00	0.17	-11.47	-11.68	-11.67	-11.67	-11.68	-11.67	-11.67	-11.68	-11.67
Sacramento, CA	CO	Maintenance	100	0.00	0.10	-6.95	-7.08	-7.07	-7.07	-7.08	-7.07	-7.07	-7.08	-7.07
Salem, OR	CO	Maintenance	100	0.00	0.01	-0.65	-0.66	-0.66	-0.66	-0.66	-0.66	-0.66	-0.66	-0.66
Salt Lake City, UT	CO	Maintenance	100	0.00	-0.05	-0.79	-0.82	-0.82	-0.82	-0.84	-0.84	-0.84	-0.84	-0.86
Salt Lake County, UT	PM ₁₀	Moderate	100	0.00	0.05	-7.15	-7.29	-7.29	-7.29	-7.31	-7.31	-7.31	-7.31	-7.33
Salt Lake County, UT	SO _x	Nonattainment	100	0.00	0.11	-7.09	-7.21	-7.21	-7.21	-7.21	-7.21	-7.21	-7.21	-7.21
San Antonio, TX	Ozone	Former Subpart 1	50	0.00	0.14	-9.50	-9.67	-9.67	-9.67	-9.67	-9.67	-9.67	-9.67	-9.67
San Bernardino County, CA	PM ₁₀	Moderate	100	0.00	0.02	-1.51	-1.54	-1.54	-1.54	-1.54	-1.54	-1.54	-1.54	-1.54
San Diego, CA	CO	Maintenance	100	0.00	0.36	-24.39	-24.82	-24.82	-24.82	-24.82	-24.82	-24.82	-24.82	-24.82
San Diego, CA	Ozone	Former Subpart 1	50	0.00	0.36	-24.39	-24.82	-24.82	-24.82	-24.82	-24.82	-24.82	-24.82	-24.82
San Francisco Bay Area, CA	Ozone	Marginal	50	0.00	0.29	-19.30	-19.65	-19.64	-19.64	-19.65	-19.64	-19.65	-19.65	-19.64
San Francisco-Oakland-San Jose, CA	CO	Maintenance	100	0.00	0.35	-23.27	-23.68	-23.68	-23.68	-23.68	-23.68	-23.68	-23.68	-23.68
San Joaquin Valley, CA	Ozone	Extreme	10	0.00	0.99	-67.94	-69.16	-69.14	-69.14	-69.15	-69.17	-69.15	-69.17	-69.16
San Joaquin Valley, CA	PM ₁₀	Maintenance	100	0.00	0.99	-67.94	-69.16	-69.14	-69.14	-69.15	-69.17	-69.15	-69.17	-69.16
San Joaquin Valley, CA	PM _{2.5}	Nonattainment	100	0.00	0.99	-67.94	-69.16	-69.14	-69.14	-69.15	-69.17	-69.15	-69.17	-69.16
San Manuel (Pinal County), AZ	SO _x	Maintenance	100	0.00	0.00	-0.20	-0.20	-0.20	-0.20	-0.20	-0.20	-0.20	-0.20	-0.20
Sanders County (part);Thompson Falls and vicinity, MT	PM ₁₀	Moderate	100	0.00	0.00	0.00	0.00	0.00	0.00	0.00	0.00	0.00	0.00	0.00
Scranton-Wilkes Barre, PA	Ozone	Maintenance	100	0.00	0.07	-4.89	-4.98	-4.98	-4.98	-4.98	-4.98	-4.98	-4.98	-4.98
Seattle-Tacoma, WA	CO	Maintenance	100	0.00	0.26	-17.76	-18.08	-18.08	-18.08	-18.08	-18.08	-18.08	-18.08	-18.08
Sheboygan, WI	Ozone	Moderate	50	0.00	0.02	-1.05	-1.07	-1.06	-1.06	-1.06	-1.07	-1.07	-1.07	-1.07
Sheridan, WY	PM ₁₀	Moderate	100	0.00	0.00	-0.14	-0.14	-0.14	-0.14	-0.14	-0.14	-0.14	-0.14	-0.14
Shoshone County, ID	PM ₁₀	Moderate	100	0.00	0.00	0.00	0.00	0.00	0.00	0.00	0.00	0.00	0.00	0.00
Somerville, NJ	CO	Maintenance	100	0.00	0.00	-0.04	-0.05	-0.05	-0.05	-0.05	-0.05	-0.05	-0.05	-0.05
South Bend-Elkhart, IN	Ozone	Maintenance	100	0.00	0.04	-2.91	-2.96	-2.96	-2.96	-2.96	-2.96	-2.96	-2.96	-2.96
Southeast Chicago, IL	PM ₁₀	Maintenance	100	0.00	0.02	-1.26	-1.28	-1.28	-1.28	-1.28	-1.28	-1.28	-1.28	-1.28
Spokane County, WA	PM ₁₀	Maintenance	100	0.00	0.03	-1.76	-1.79	-1.79	-1.79	-1.79	-1.79	-1.79	-1.79	-1.79
Spokane, WA	CO	Maintenance	100	0.00	0.03	-1.74	-1.77	-1.77	-1.77	-1.77	-1.77	-1.77	-1.77	-1.77
Springfield (western MA), MA	Ozone	Moderate	50	0.00	0.08	-5.41	-5.50	-5.50	-5.50	-5.50	-5.50	-5.50	-5.50	-5.50
Springfield, MA	CO	Maintenance	100	0.00	0.01	-0.78	-0.80	-0.80	-0.80	-0.80	-0.80	-0.80	-0.80	-0.80
St Louis, MO	CO	Maintenance	100	0.00	0.10	-6.65	-6.77	-6.77	-6.77	-6.77	-6.77	-6.77	-6.77	-6.77
St Louis, MO-IL	Ozone	Moderate	50	0.00	0.33	-22.10	-22.49	-22.49	-22.49	-22.49	-22.50	-22.49	-22.50	-22.49
St. Louis, MO-IL	PM _{2.5}	Nonattainment	100	0.00	0.33	-21.96	-22.35	-22.34	-22.34	-22.34	-22.35	-22.34	-22.35	-22.34
State College, PA	Ozone	Maintenance	100	0.00	0.02	-1.63	-1.66	-1.66	-1.66	-1.66	-1.66	-1.66	-1.66	-1.66
Steamboat Springs, CO	PM ₁₀	Maintenance	100	0.00	0.00	-0.11	-0.12	-0.12	-0.12	-0.12	-0.12	-0.12	-0.12	-0.12
Steubenville & Mingo Junction, OH	SO _x	Maintenance	100	0.00	0.00	-0.27	-0.28	-0.28	-0.28	-0.28	-0.28	-0.28	-0.28	-0.28
Steubenville-Weirton, OH-WV	Ozone	Maintenance	100	0.00	0.02	-1.07	-1.09	-1.09	-1.09	-1.09	-1.09	-1.09	-1.09	-1.09
Steubenville-Weirton, OH-WV	PM _{2.5}	Nonattainment	100	0.00	0.02	-1.07	-1.09	-1.09	-1.09	-1.09	-1.09	-1.09	-1.09	-1.09
Stockton, CA	CO	Maintenance	100	0.00	0.03	-2.15	-2.19	-2.19	-2.19	-2.19	-2.19	-2.19	-2.19	-2.19
Sutter County (Sutter Buttes), CA	Ozone	Former Subpart 1	50	0.00	0.00	0.00	0.00	0.00	0.00	0.00	0.00	0.00	0.00	0.00
Syracuse, NY	CO	Maintenance	100	0.00	0.03	-1.78	-1.81	-1.81	-1.81	-1.81	-1.81	-1.81	-1.81	-1.81
Telluride, CO	PM ₁₀	Maintenance	100	0.00	0.00	-0.01	-0.01	-0.01	-0.01	-0.01	-0.01	-0.01	-0.01	-0.01
Terre Haute, IN	Ozone	Maintenance	100	0.00	0.01	-0.82	-0.84	-0.84	-0.84	-0.84	-0.84	-0.84	-0.84	-0.84

Table D1-2 Emission Changes ^{a/} by Nonattainment Area with Alternative Standards for HD Vehicles Acetaldehyde 2030													
Nonattainment Area	Pollutant	Status ^{c/}	General Conformity Threshold ^{d/}	Emissions Changes for Proposed Alternatives (tons/year)									
				Alt. 1	Alt. 2	Alt. 3	Alt. 4	Alt. 6A	Alt. 5	Alt. 6 ^{b/}	Alt. 7	Alt. 6B	Alt. 8
				No Action	Engine Only	Class 8 Tractors	Engines & Classes 7-8 Tractors	15% below Preferred Alternative Stringency	Engines, Classes 7-8 Tractors, & Classes 2b-3	Engines, Tractors, & Classes 2b-8	Engines, Tractors, & Truck, & Trailers	20% above Preferred Alternative Stringency	Accelerated Hybrid Adoption
Tioga County, PA	Ozone	Maintenance	100	0.00	0.01	-0.38	-0.39	-0.39	-0.39	-0.39	-0.39	-0.39	-0.39
Toledo, OH	Ozone	Maintenance	100	0.00	0.06	-3.89	-3.96	-3.96	-3.96	-3.96	-3.96	-3.96	-3.96
Toms River, NJ	CO	Maintenance	100	0.00	0.00	-0.18	-0.18	-0.18	-0.18	-0.18	-0.18	-0.18	-0.18
Tooele County, UT	SO _x	Nonattainment	100	0.00	0.01	-0.60	-0.61	-0.61	-0.61	-0.61	-0.61	-0.61	-0.61
Trenton, NJ	CO	Maintenance	100	0.00	0.01	-0.49	-0.50	-0.50	-0.50	-0.50	-0.50	-0.50	-0.50
Trona, CA	PM ₁₀	Moderate	100	0.00	0.00	-0.01	-0.01	-0.01	-0.01	-0.01	-0.01	-0.01	-0.01
Tucson, AZ	CO	Maintenance	100	0.00	0.06	-4.14	-4.22	-4.22	-4.22	-4.22	-4.22	-4.22	-4.22
Utah County, UT	PM ₁₀	Moderate	100	0.00	0.02	-1.64	-1.67	-1.67	-1.67	-1.67	-1.67	-1.67	-1.67
Vancouver, WA	CO	Maintenance	100	0.00	0.03	-1.89	-1.92	-1.92	-1.92	-1.92	-1.92	-1.92	-1.92
Ventura County, CA	Ozone	Serious	50	0.00	0.04	-2.53	-2.58	-2.58	-2.58	-2.58	-2.58	-2.58	-2.58
Vermillion County, IN	PM ₁₀	Maintenance	100	0.00	0.00	-0.07	-0.07	-0.07	-0.07	-0.07	-0.07	-0.07	-0.07
Vigo County, IN	SO _x	Maintenance	100	0.00	0.01	-0.82	-0.84	-0.84	-0.84	-0.84	-0.84	-0.84	-0.84
Wallula, WA	PM ₁₀	Maintenance	100	0.00	0.00	0.00	0.00	0.00	0.00	0.00	0.00	0.00	0.00
Waltham, MA	CO	Maintenance	100	0.00	0.00	-0.26	-0.26	-0.26	-0.26	-0.26	-0.26	-0.26	-0.26
Warren County, NJ	SO _x	Maintenance	100	0.00	0.00	-0.25	-0.26	-0.26	-0.26	-0.26	-0.26	-0.26	-0.26
Warren County, PA	SO _x	Nonattainment	100	0.00	0.00	-0.09	-0.09	-0.09	-0.09	-0.09	-0.09	-0.09	-0.09
Washington County (Hagerstown), MD	Ozone	Former Subpart 1	50	0.00	0.01	-0.89	-0.91	-0.91	-0.91	-0.91	-0.91	-0.91	-0.91
Washington, DC-MD-VA	CO	Maintenance	100	0.00	0.53	-35.53	-36.16	-36.15	-36.15	-36.16	-36.16	-36.16	-36.16
Washington, DC-MD-VA	Ozone	Moderate	50	0.00	0.53	-35.53	-36.16	-36.15	-36.15	-36.16	-36.16	-36.16	-36.16
Washington, DC-MD-VA	PM _{2.5}	Nonattainment	100	0.00	0.53	-35.53	-36.16	-36.15	-36.15	-36.16	-36.16	-36.16	-36.16
Washoe County, NV	PM ₁₀	Serious	70	0.00	0.01	-0.85	-0.87	-0.87	-0.87	-0.87	-0.87	-0.87	-0.87
Waterford Township (Washington County), OH	SO _x	Maintenance	100	0.00	0.00	-0.04	-0.04	-0.04	-0.04	-0.04	-0.04	-0.04	-0.04
Wayne County, IN	SO _x	Maintenance	100	0.00	0.01	-0.55	-0.56	-0.56	-0.56	-0.56	-0.56	-0.56	-0.56
Wayne County, MI	PM ₁₀	Maintenance	100	0.00	0.01	-0.68	-0.69	-0.69	-0.69	-0.69	-0.69	-0.69	-0.69
Weirton, WV	PM ₁₀	Maintenance	100	0.00	0.00	-0.09	-0.09	-0.09	-0.09	-0.09	-0.09	-0.09	-0.09
Weirton, WV	SO _x	Maintenance	100	0.00	0.00	-0.09	-0.09	-0.09	-0.09	-0.09	-0.09	-0.09	-0.09
Wheeling, WV-OH	Ozone	Maintenance	100	0.00	0.04	-2.61	-2.65	-2.65	-2.65	-2.65	-2.65	-2.65	-2.65
Wheeling, WV-OH	PM _{2.5}	Nonattainment	100	0.00	0.04	-2.61	-2.65	-2.65	-2.65	-2.65	-2.65	-2.65	-2.65
Winston-Salem, NC	CO	Maintenance	100	0.00	0.04	-2.44	-2.49	-2.48	-2.48	-2.49	-2.48	-2.49	-2.48
Worcester, MA	CO	Maintenance	100	0.00	0.02	-1.22	-1.24	-1.24	-1.24	-1.24	-1.24	-1.24	-1.24
Yakima County, WA	PM ₁₀	Maintenance	100	0.00	0.01	-0.55	-0.56	-0.56	-0.56	-0.56	-0.56	-0.56	-0.56
Yakima, WA	CO	Maintenance	100	0.00	0.00	-0.23	-0.24	-0.24	-0.24	-0.24	-0.24	-0.24	-0.24
York, PA	Ozone	Maintenance	100	0.00	0.07	-4.44	-4.52	-4.52	-4.52	-4.52	-4.52	-4.52	-4.52
York, PA	PM _{2.5}	Nonattainment	100	0.00	0.07	-4.44	-4.52	-4.52	-4.52	-4.52	-4.52	-4.52	-4.52
Youngstown-Warren-Sharon, OH-PA	Ozone	Maintenance	100	0.00	0.07	-5.03	-5.12	-5.12	-5.12	-5.12	-5.12	-5.12	-5.12
Yuma, AZ	PM ₁₀	Moderate	100	0.00	0.02	-1.15	-1.17	-1.17	-1.17	-1.17	-1.17	-1.17	-1.17

^{a/} Negative emissions changes indicate reductions; positive emissions changes are increases. Values of less than 0.005 tons/year are rounded to zero.

^{b/} Preferred Alternative

^{c/} Pollutants for which the area is designated nonattainment or maintenance as of 2010. Source: 40 CFR 81.

^{d/} Emissions thresholds in tons/year of: CO in CO maintenance and nonattainment areas; VOC or NO_x in ozone maintenance and nonattainment areas; primary PM_{2.5} in PM_{2.5} maintenance and nonattainment areas; primary PM₁₀ in PM₁₀ maintenance and nonattainment areas; and SO₂ in SO₂ maintenance and nonattainment areas. Source: 40 CFR § 93.153. These thresholds are provided for information only; a general conformity determination is not required for the proposed actions. (See section 3.3.1.)

Source: EPA (U.S. Environmental Protection Agency). 2010. The Green Book Nonattainment Areas. Washington, District of Columbia. Last Revised: June 16, 2010. U.S. Environmental Protection Agency. Available: <http://www.epa.gov/oaqps001/greenbk/>. Accessed: August 6, 2010.

Table D1-3 Emission Changes <u>a</u> / by Nonattainment Area with Alternative Standards for HD Vehicles Acetaldehyde 2050														
Nonattainment Area	Pollutant	Status <u>c</u> /	General Conformity Threshold <u>d</u> /	Emissions Changes for Proposed Alternatives (tons/year)										
				Alt. 1	Alt. 2	Alt. 3	Alt. 4	Alt. 6A	Alt. 5	Alt. 6 <u>b</u> /	Alt. 7	Alt. 6B	Alt. 8	
				No Action	Engine Only	Class 8 Tractors	Engines & Classes 7-8 Tractors	15% below Preferred Alternative Stringency	Engines, Classes 7-8 Tractors, & Classes 2b-3	Engines, Tractors, & Classes 2b-8	Engines, Tractors, & Truck, & Trailers	20% above Preferred Alternative Stringency	Accelerated Hybrid Adoption	
Addison Township (Gallia County), OH	SO _x	Maintenance	100	0.00	0.00	-0.02	-0.02	-0.02	-0.02	-0.02	-0.02	-0.02	-0.02	-0.02
Ajo (Pima County), AZ	PM ₁₀	Moderate	100	0.00	0.00	-0.05	-0.05	-0.05	-0.05	-0.05	-0.05	-0.05	-0.05	-0.05
Ajo (Pima County), AZ	SO _x	Maintenance	100	0.00	0.00	-0.05	-0.05	-0.05	-0.05	-0.05	-0.05	-0.05	-0.05	-0.05
Albany-Schenectady-Troy, NY	Ozone	Former Subpart 1	50	0.00	0.09	-5.53	-5.62	-5.62	-5.62	-5.62	-5.62	-5.62	-5.62	-5.62
Albuquerque, NM	CO	Maintenance	100	0.00	0.07	-4.36	-4.43	-4.43	-4.43	-4.43	-4.43	-4.43	-4.43	-4.43
Allegan County, MI	Ozone	Former Subpart 1	50	0.00	0.03	-2.07	-2.10	-2.10	-2.10	-2.10	-2.10	-2.10	-2.10	-2.10
Allentown-Bethlehem-Easton, PA	Ozone	Maintenance	100	0.00	0.08	-4.93	-5.02	-5.02	-5.02	-5.02	-5.02	-5.02	-5.02	-5.02
Altoona, PA	Ozone	Maintenance	100	0.00	0.01	-0.75	-0.76	-0.76	-0.76	-0.76	-0.76	-0.76	-0.76	-0.76
Amador and Calveras Counties (Central Mountain), CA	Ozone	Former Subpart 1	50	0.00	0.02	-0.96	-0.98	-0.98	-0.98	-0.98	-0.98	-0.98	-0.98	-0.98
Anchorage, AK	CO	Maintenance	100	0.00	0.01	-0.58	-0.59	-0.59	-0.59	-0.59	-0.59	-0.59	-0.59	-0.59
Anthony, NM	PM ₁₀	Moderate	100	0.00	0.00	-0.06	-0.06	-0.06	-0.06	-0.06	-0.06	-0.06	-0.06	-0.06
Armstrong County, PA	SO _x	Nonattainment	100	0.00	0.00	-0.04	-0.04	-0.04	-0.04	-0.04	-0.04	-0.04	-0.04	-0.04
Aspen, CO	PM ₁₀	Maintenance	100	0.00	0.00	-0.06	-0.06	-0.06	-0.06	-0.06	-0.06	-0.06	-0.06	-0.06
Atlanta, GA	Ozone	Moderate	50	0.00	1.91	-119.89	-121.90	-121.90	-121.90	-121.90	-121.92	-121.90	-121.92	-121.90
Atlanta, GA	PM _{2.5}	Nonattainment	100	0.00	1.91	-119.89	-121.90	-121.90	-121.90	-121.90	-121.92	-121.90	-121.92	-121.90
Atlantic City, NJ	CO	Maintenance	100	0.00	0.00	-0.12	-0.12	-0.12	-0.12	-0.12	-0.12	-0.12	-0.12	-0.12
Bakersfield, CA	CO	Maintenance	100	0.00	0.04	-3.07	-3.14	-3.15	-3.15	-3.15	-3.15	-3.15	-3.15	-3.16
Baltimore, MD	CO	Maintenance	100	0.00	0.37	-23.47	-23.86	-23.86	-23.86	-23.86	-23.86	-23.86	-23.86	-23.86
Baltimore, MD	Ozone	Moderate	50	0.00	0.37	-23.47	-23.86	-23.86	-23.86	-23.86	-23.86	-23.86	-23.86	-23.86
Baltimore, MD	PM _{2.5}	Nonattainment	100	0.00	0.37	-23.47	-23.86	-23.86	-23.86	-23.86	-23.86	-23.86	-23.86	-23.86
Baton Rouge, LA	Ozone	Moderate	50	0.00	0.06	-6.50	-6.65	-6.67	-6.67	-6.67	-6.67	-6.69	-6.69	-6.73
Beaumont-Port Arthur, TX	Ozone	Moderate	50	0.00	-0.48	-4.06	-4.66	-4.93	-4.93	-4.93	-4.93	-5.20	-5.20	-5.74
Benton County, TN	SO _x	Maintenance	100	0.00	0.00	-0.03	-0.03	-0.03	-0.03	-0.03	-0.03	-0.03	-0.03	-0.03
Benton Harbor, MI	Ozone	Maintenance	100	0.00	0.03	-2.10	-2.14	-2.14	-2.14	-2.14	-2.14	-2.14	-2.14	-2.14
Benzie County, MI	Ozone	Maintenance	100	0.00	0.01	-0.35	-0.35	-0.35	-0.35	-0.35	-0.35	-0.35	-0.35	-0.35
Berkeley and Jefferson Counties, WV	Ozone	Maintenance	100	0.00	0.03	-2.00	-2.03	-2.03	-2.03	-2.03	-2.03	-2.03	-2.03	-2.03
Billings, MT	CO	Maintenance	100	0.00	0.01	-0.66	-0.67	-0.67	-0.67	-0.67	-0.67	-0.67	-0.67	-0.67
Birmingham, AL	Ozone	Maintenance	100	0.00	0.22	-13.96	-14.19	-14.19	-14.19	-14.19	-14.20	-14.19	-14.20	-14.19
Birmingham, AL	PM _{2.5}	Nonattainment	100	0.00	0.22	-13.96	-14.19	-14.19	-14.19	-14.19	-14.20	-14.19	-14.20	-14.19
Boise-Northern Ada County, ID	CO	Maintenance	100	0.00	0.08	-5.24	-5.33	-5.33	-5.33	-5.33	-5.33	-5.33	-5.33	-5.33
Boise-Northern Ada County, ID	PM ₁₀	Maintenance	100	0.00	0.08	-5.24	-5.33	-5.33	-5.33	-5.33	-5.33	-5.33	-5.33	-5.33
Bonner County (Sandpoint), ID	PM ₁₀	Moderate	100	0.00	0.00	-0.15	-0.15	-0.15	-0.15	-0.15	-0.15	-0.15	-0.15	-0.15
Boston, MA	CO	Maintenance	100	0.00	0.08	-4.99	-5.08	-5.08	-5.08	-5.08	-5.08	-5.08	-5.08	-5.08
Boston-Lawrence-Worcester (eastern MA), MA	Ozone	Moderate	50	0.00	0.53	-33.31	-33.87	-33.87	-33.87	-33.87	-33.87	-33.87	-33.87	-33.87
Boston-Manchester-Portsmouth (southeast NH), NH	Ozone	Moderate	50	0.00	0.08	-5.34	-5.43	-5.43	-5.43	-5.43	-5.43	-5.43	-5.43	-5.43
Boyd County (part), KY	SO _x	Maintenance	100	0.00	0.00	-0.09	-0.09	-0.09	-0.09	-0.09	-0.09	-0.09	-0.09	-0.09
Buffalo-Niagara Falls, NY	Ozone	Former Subpart 1	50	0.00	0.08	-5.12	-5.20	-5.20	-5.20	-5.20	-5.20	-5.20	-5.20	-5.20
Burlington, NJ	CO	Maintenance	100	0.00	0.00	-0.04	-0.05	-0.05	-0.05	-0.05	-0.05	-0.05	-0.05	-0.05
Butte, MT	PM ₁₀	Moderate	100	0.00	0.00	-0.20	-0.20	-0.20	-0.20	-0.20	-0.20	-0.20	-0.20	-0.20
Canon City, CO	PM ₁₀	Maintenance	100	0.00	0.00	-0.16	-0.17	-0.17	-0.17	-0.17	-0.17	-0.17	-0.17	-0.17
Canton-Massillon, OH	Ozone	Maintenance	100	0.00	0.08	-5.24	-5.32	-5.32	-5.32	-5.32	-5.32	-5.32	-5.32	-5.32
Canton-Massillon, OH	PM _{2.5}	Nonattainment	100	0.00	0.08	-5.24	-5.32	-5.32	-5.32	-5.32	-5.32	-5.32	-5.32	-5.32
Case County, MI	Ozone	Maintenance	100	0.00	0.01	-0.55	-0.56	-0.56	-0.56	-0.56	-0.56	-0.56	-0.56	-0.56

Table D1-3 Emission Changes <u>a</u> / by Nonattainment Area with Alternative Standards for HD Vehicles Acetaldehyde 2050														
Nonattainment Area	Pollutant	Status <u>c</u> /	General Conformity Threshold <u>d</u> /	Emissions Changes for Proposed Alternatives (tons/year)										
				Alt. 1	Alt. 2	Alt. 3	Alt. 4	Alt. 6A	Alt. 5	Alt. 6 <u>b</u> /	Alt. 7	Alt. 6B	Alt. 8	
				No Action	Engine Only	Class 8 Tractors	Engines & Classes 7-8 Tractors	15% below Preferred Alternative Stringency	Engines, Classes 7-8 Tractors, & Classes 2b-3	Engines, Tractors, & Classes 2b-8	Engines, Tractors, & Truck, & Trailers	20% above Preferred Alternative Stringency	Accelerated Hybrid Adoption	
Center Township (Morgan County), OH	SO _x	Maintenance	100	0.00	0.00	-0.01	-0.01	-0.01	-0.01	-0.01	-0.01	-0.01	-0.01	-0.01
Central Steptoe Valley (White Pine County), NV	SO _x	Maintenance	100	0.00	0.00	-0.02	-0.02	-0.02	-0.02	-0.02	-0.02	-0.02	-0.02	-0.02
Charleston, WV	Ozone	Maintenance	100	0.00	0.09	-5.66	-5.76	-5.76	-5.76	-5.76	-5.76	-5.76	-5.76	-5.76
Charleston, WV	PM _{2.5}	Nonattainment	100	0.00	0.09	-5.66	-5.76	-5.76	-5.76	-5.76	-5.76	-5.76	-5.76	-5.76
Charlotte, NC	CO	Maintenance	100	0.00	0.10	-6.58	-6.69	-6.69	-6.69	-6.69	-6.69	-6.69	-6.69	-6.69
Charlotte-Gastonia-Rock Hill, NC-SC	Ozone	Moderate	50	0.00	0.24	-14.99	-15.24	-15.24	-15.24	-15.24	-15.24	-15.24	-15.24	-15.24
Chattanooga, TN-GA-AL	PM _{2.5}	Nonattainment	100	0.00	0.08	-5.08	-5.16	-5.16	-5.16	-5.16	-5.16	-5.16	-5.16	-5.16
Chattanooga, TN-GA	Ozone	Former Subpart 1	50	0.00	0.08	-4.81	-4.89	-4.89	-4.89	-4.89	-4.89	-4.89	-4.89	-4.89
Chicago-Gary-Lake County, IL-IN	Ozone	Moderate	50	0.00	2.63	-165.00	-167.76	-167.76	-167.76	-167.76	-167.76	-167.76	-167.76	-167.76
Chicago-Gary-Lake County, IL-IN	PM _{2.5}	Nonattainment	100	0.00	2.63	-165.00	-167.76	-167.76	-167.76	-167.76	-167.76	-167.76	-167.76	-167.76
Chico, CA	CO	Maintenance	100	0.00	0.03	-2.05	-2.08	-2.08	-2.08	-2.08	-2.08	-2.08	-2.08	-2.08
Chico, CA	Ozone	Former Subpart 1	50	0.00	0.03	-2.05	-2.08	-2.08	-2.08	-2.08	-2.08	-2.08	-2.08	-2.08
Cincinnati-Hamilton, OH-KY-IN	Ozone	Former Subpart 1	50	0.00	0.62	-39.00	-39.65	-39.65	-39.65	-39.65	-39.65	-39.65	-39.65	-39.65
Cincinnati-Hamilton, OH-KY-IN	PM _{2.5}	Nonattainment	100	0.00	0.62	-39.00	-39.65	-39.65	-39.65	-39.65	-39.65	-39.65	-39.65	-39.65
Clairton & 4 Boroughs, PA	PM ₁₀	Maintenance	100	0.00	0.00	-0.06	-0.06	-0.06	-0.06	-0.06	-0.06	-0.06	-0.06	-0.06
Clark County, NV	PM ₁₀	Serious	70	0.00	0.03	-1.71	-1.74	-1.74	-1.74	-1.74	-1.74	-1.74	-1.74	-1.74
Clarksville-Hopkinsville, TN-KY	Ozone	Maintenance	100	0.00	0.05	-3.21	-3.27	-3.27	-3.27	-3.27	-3.27	-3.27	-3.27	-3.27
Clearfield and Indiana Counties, PA	Ozone	Maintenance	100	0.00	0.04	-2.68	-2.72	-2.72	-2.72	-2.72	-2.72	-2.72	-2.72	-2.72
Cleveland, OH	CO	Maintenance	100	0.00	0.12	-7.53	-7.66	-7.66	-7.66	-7.66	-7.66	-7.66	-7.66	-7.66
Cleveland-Akron-Lorain, OH	Ozone	Maintenance	100	0.00	0.81	-50.74	-51.59	-51.59	-51.59	-51.59	-51.60	-51.59	-51.60	-51.59
Cleveland-Akron-Lorain, OH	PM _{2.5}	Nonattainment	100	0.00	0.81	-50.74	-51.59	-51.59	-51.59	-51.59	-51.60	-51.59	-51.60	-51.59
Coachella Valley, CA	PM ₁₀	Serious	70	0.00	0.05	-3.22	-3.28	-3.28	-3.28	-3.28	-3.28	-3.28	-3.28	-3.28
Colbert County, AL	SO _x	Maintenance	100	0.00	0.01	-0.45	-0.46	-0.46	-0.46	-0.46	-0.46	-0.46	-0.46	-0.46
Colorado Springs, CO	CO	Maintenance	100	0.00	0.06	-3.51	-3.57	-3.57	-3.57	-3.57	-3.57	-3.57	-3.57	-3.57
Columbia Falls, MT	PM ₁₀	Moderate	100	0.00	0.00	-0.05	-0.06	-0.06	-0.06	-0.06	-0.06	-0.06	-0.06	-0.06
Columbia, SC	Ozone	Former Subpart 1	50	0.00	0.11	-6.91	-7.02	-7.02	-7.02	-7.02	-7.02	-7.02	-7.02	-7.02
Columbus, OH	Ozone	Maintenance	100	0.00	0.60	-37.58	-38.21	-38.21	-38.21	-38.21	-38.22	-38.21	-38.22	-38.21
Columbus, OH	PM _{2.5}	Nonattainment	100	0.00	0.60	-37.58	-38.21	-38.21	-38.21	-38.21	-38.22	-38.21	-38.22	-38.21
Conewango Township (Warren County), PA	SO _x	Maintenance	100	0.00	0.00	-0.02	-0.02	-0.02	-0.02	-0.02	-0.02	-0.02	-0.02	-0.02
Coso Junction, CA	PM ₁₀	Moderate	100	0.00	0.00	0.00	0.00	0.00	0.00	0.00	0.00	0.00	0.00	0.00
Cuyahoga County, OH	PM ₁₀	Maintenance	100	0.00	0.22	-13.89	-14.13	-14.13	-14.13	-14.13	-14.13	-14.13	-14.13	-14.13
Cuyahoga County, OH	SO _x	Maintenance	100	0.00	0.22	-13.89	-14.13	-14.13	-14.13	-14.13	-14.13	-14.13	-14.13	-14.13
Dallas-Fort Worth, TX	Ozone	Moderate	50	0.00	0.59	-36.96	-37.58	-37.58	-37.58	-37.58	-37.58	-37.58	-37.58	-37.58
Dayton-Springfield, OH	Ozone	Maintenance	100	0.00	0.24	-15.28	-15.54	-15.54	-15.54	-15.54	-15.54	-15.54	-15.54	-15.54
Dayton-Springfield, OH	PM _{2.5}	Nonattainment	100	0.00	0.24	-15.28	-15.54	-15.54	-15.54	-15.54	-15.54	-15.54	-15.54	-15.54
Denver Metro, CO	PM ₁₀	Maintenance	100	0.00	0.26	-16.65	-16.93	-16.93	-16.93	-16.93	-16.93	-16.93	-16.93	-16.93
Denver-Boulder, CO	CO	Maintenance	100	0.00	0.25	-15.83	-16.10	-16.10	-16.10	-16.10	-16.10	-16.10	-16.10	-16.10
Denver-Boulder-Greeley-Fort Collins-Loveland, CO	Ozone	Former Subpart 1	50	0.00	0.33	-21.03	-21.39	-21.39	-21.39	-21.39	-21.39	-21.39	-21.39	-21.39
Detroit, MI	CO	Maintenance	100	0.00	0.28	-17.81	-18.11	-18.11	-18.11	-18.11	-18.11	-18.11	-18.11	-18.11
Detroit-Ann Arbor, MI	Ozone	Maintenance	100	0.00	1.93	-121.25	-123.28	-123.28	-123.28	-123.28	-123.31	-123.29	-123.31	-123.29
Detroit-Ann Arbor, MI	PM _{2.5}	Nonattainment	100	0.00	1.93	-121.25	-123.28	-123.28	-123.28	-123.28	-123.31	-123.29	-123.31	-123.29
Door County, WI	Ozone	Former Subpart 1	50	0.00	0.01	-0.45	-0.46	-0.46	-0.46	-0.46	-0.46	-0.46	-0.46	-0.46
Douglas (Cochise County), AZ	PM ₁₀	Moderate	100	0.00	0.01	-0.55	-0.56	-0.56	-0.56	-0.56	-0.56	-0.56	-0.56	-0.56

Table D1-3 Emission Changes μ / by Nonattainment Area with Alternative Standards for HD Vehicles Acetaldehyde 2050														
Nonattainment Area	Pollutant	Status $c/$	General Conformity Threshold $d/$	Emissions Changes for Proposed Alternatives (tons/year)										
				Alt. 1	Alt. 2	Alt. 3	Alt. 4	Alt. 6A	Alt. 5	Alt. 6 $b/$	Alt. 7	Alt. 6B	Alt. 8	
				No Action	Engine Only	Class 8 Tractors	Engines & Classes 7-8 Tractors	15% below Preferred Alternative Stringency	Engines, Classes 7-8 Tractors, & Classes 2b-3	Engines, Tractors, & Classes 2b-8	Engines, Tractors, & Trucks, & Trailers	20% above Preferred Alternative Stringency	Accelerated Hybrid Adoption	
Douglas (Cochise County), AZ	SO _x	Maintenance	100	0.00	0.01	-0.55	-0.56	-0.56	-0.56	-0.56	-0.56	-0.56	-0.56	-0.56
Duluth, MN	CO	Maintenance	100	0.00	0.01	-0.64	-0.65	-0.65	-0.65	-0.65	-0.65	-0.65	-0.65	-0.65
Eagle River, AK	PM ₁₀	Moderate	100	0.00	0.00	-0.04	-0.04	-0.04	-0.04	-0.04	-0.04	-0.04	-0.04	-0.04
East Chicago, IN	CO	Maintenance	100	0.00	0.03	-1.86	-1.89	-1.89	-1.89	-1.89	-1.89	-1.89	-1.89	-1.89
East Chicago, IN	PM ₁₀	Maintenance	100	0.00	0.03	-1.86	-1.89	-1.89	-1.89	-1.89	-1.89	-1.89	-1.89	-1.89
East Helena Area (Lewis and Clark County), MT	SO _x	Nonattainment	100	0.00	0.00	-0.01	-0.01	-0.01	-0.01	-0.01	-0.01	-0.01	-0.01	-0.01
El Paso County, TX	PM ₁₀	Moderate	100	0.00	0.03	-1.94	-1.97	-1.97	-1.97	-1.97	-1.97	-1.97	-1.97	-1.97
El Paso, TX	CO	Maintenance	100	0.00	0.00	-0.12	-0.12	-0.12	-0.12	-0.12	-0.12	-0.12	-0.12	-0.12
Erie, PA	Ozone	Maintenance	100	0.00	0.04	-2.32	-2.36	-2.36	-2.36	-2.36	-2.36	-2.36	-2.36	-2.36
Essex County (Whiteface Mountain), NY	Ozone	Former Subpart 1	50	0.00	0.00	-0.01	-0.01	-0.01	-0.01	-0.01	-0.01	-0.01	-0.01	-0.01
Eugene-Springfield, OR	CO	Maintenance	100	0.00	0.05	-3.21	-3.26	-3.26	-3.26	-3.26	-3.26	-3.26	-3.26	-3.26
Eugene-Springfield, OR	PM ₁₀	Moderate	100	0.00	0.05	-3.21	-3.26	-3.26	-3.26	-3.26	-3.26	-3.26	-3.26	-3.26
Evansville, IN	Ozone	Maintenance	100	0.00	0.11	-6.90	-7.01	-7.01	-7.01	-7.01	-7.01	-7.01	-7.01	-7.01
Evansville, IN	PM _{2.5}	Nonattainment	100	0.00	0.11	-6.90	-7.01	-7.01	-7.01	-7.01	-7.01	-7.01	-7.01	-7.01
Fairbanks, AK	CO	Maintenance	100	0.00	0.00	-0.13	-0.13	-0.13	-0.13	-0.13	-0.13	-0.13	-0.13	-0.13
Fayetteville, NC	Ozone	Former Subpart 1	50	0.00	0.04	-2.24	-2.28	-2.28	-2.28	-2.28	-2.28	-2.28	-2.28	-2.28
Flathead County; Whitefish and vicinity, MT	PM ₁₀	Moderate	100	0.00	0.00	-0.07	-0.07	-0.07	-0.07	-0.07	-0.07	-0.07	-0.07	-0.07
Flint, MI	Ozone	Maintenance	100	0.00	0.10	-6.54	-6.65	-6.65	-6.65	-6.65	-6.65	-6.65	-6.65	-6.65
Follansbee, WV	PM ₁₀	Maintenance	100	0.00	0.00	0.00	0.00	0.00	0.00	0.00	0.00	0.00	0.00	0.00
Fort Collins, CO	CO	Maintenance	100	0.00	0.02	-1.20	-1.22	-1.22	-1.22	-1.22	-1.22	-1.22	-1.22	-1.22
Fort Hall Reservation, ID	PM ₁₀	Moderate	100	0.00	0.00	0.00	0.00	0.00	0.00	0.00	0.00	0.00	0.00	0.00
Fort Wayne, IN	Ozone	Maintenance	100	0.00	0.06	-4.08	-4.15	-4.15	-4.15	-4.15	-4.15	-4.15	-4.15	-4.15
Franklin County, PA	Ozone	Maintenance	100	0.00	0.03	-1.91	-1.95	-1.95	-1.95	-1.95	-1.95	-1.95	-1.95	-1.95
Franklin Township (Coshocton County), OH	SO _x	Maintenance	100	0.00	0.00	-0.01	-0.01	-0.01	-0.01	-0.01	-0.01	-0.01	-0.01	-0.01
Frederick County, VA	Ozone	Former Subpart 1	50	0.00	0.02	-1.15	-1.17	-1.17	-1.17	-1.17	-1.17	-1.17	-1.17	-1.17
Fredericksburg, VA	Ozone	Maintenance	100	0.00	0.04	-2.38	-2.42	-2.42	-2.42	-2.42	-2.42	-2.42	-2.42	-2.42
Freehold, NJ	CO	Maintenance	100	0.00	0.00	-0.06	-0.06	-0.06	-0.06	-0.06	-0.06	-0.06	-0.06	-0.06
Fresno, CA	CO	Maintenance	100	0.00	0.06	-3.80	-3.86	-3.86	-3.86	-3.86	-3.86	-3.86	-3.86	-3.86
Grand Rapids, MI	Ozone	Maintenance	100	0.00	0.18	-11.15	-11.34	-11.34	-11.34	-11.34	-11.34	-11.34	-11.34	-11.34
Granite City, Nameoki Townships, IL	PM ₁₀	Maintenance	100	0.00	0.01	-0.40	-0.41	-0.41	-0.41	-0.41	-0.41	-0.41	-0.41	-0.41
Grant County, NM	SO _x	Maintenance	100	0.00	0.00	-0.02	-0.02	-0.02	-0.02	-0.02	-0.02	-0.02	-0.02	-0.02
Grants Pass, OR	CO	Maintenance	100	0.00	0.00	-0.27	-0.28	-0.28	-0.28	-0.28	-0.28	-0.28	-0.28	-0.28
Grants Pass, OR	PM ₁₀	Maintenance	100	0.00	0.00	-0.27	-0.28	-0.28	-0.28	-0.28	-0.28	-0.28	-0.28	-0.28
Great Falls, MT	CO	Maintenance	100	0.00	0.00	-0.15	-0.16	-0.16	-0.16	-0.16	-0.16	-0.16	-0.16	-0.16
Greater Connecticut, CT	Ozone	Moderate	50	0.00	0.10	-6.46	-6.57	-6.57	-6.57	-6.57	-6.57	-6.57	-6.57	-6.57
Greeley, CO	CO	Maintenance	100	0.00	0.02	-0.95	-0.96	-0.96	-0.96	-0.96	-0.96	-0.96	-0.96	-0.96
Green Bay, WI	SO _x	Maintenance	100	0.00	0.02	-1.12	-1.14	-1.14	-1.14	-1.14	-1.14	-1.14	-1.14	-1.14
Greene County, IN	Ozone	Maintenance	100	0.00	0.01	-0.54	-0.55	-0.55	-0.55	-0.55	-0.55	-0.55	-0.55	-0.55
Greene County, PA	Ozone	Maintenance	100	0.00	0.01	-0.33	-0.33	-0.33	-0.33	-0.33	-0.33	-0.33	-0.33	-0.33
Greensboro-Winston Salem-High Point, NC	Ozone	Marginal	50	0.00	0.30	-19.16	-19.48	-19.48	-19.48	-19.48	-19.48	-19.48	-19.48	-19.48
Greensboro-Winston salem-High Point, NC	PM _{2.5}	Nonattainment	100	0.00	0.30	-19.16	-19.48	-19.48	-19.48	-19.48	-19.48	-19.48	-19.48	-19.48
Greenville-Spartanburg-Anderson, SC	Ozone	Former Subpart 1	50	0.00	0.14	-9.01	-9.16	-9.16	-9.16	-9.16	-9.16	-9.16	-9.16	-9.16
Groveland Township (Tazewell County), IL	SO _x	Maintenance	100	0.00	0.00	-0.25	-0.25	-0.25	-0.25	-0.25	-0.25	-0.25	-0.25	-0.25

Table D1-3 Emission Changes μ / by Nonattainment Area with Alternative Standards for HD Vehicles Acetaldehyde 2050														
Nonattainment Area	Pollutant	Status $c/$	General Conformity Threshold $d/$	Emissions Changes for Proposed Alternatives (tons/year)										
				Alt. 1	Alt. 2	Alt. 3	Alt. 4	Alt. 6A	Alt. 5	Alt. 6 $b/$	Alt. 7	Alt. 6B	Alt. 8	
				No Action	Engine Only	Class 8 Tractors	Engines & Classes 7-8 Tractors	15% below Preferred Alternative Stringency	Engines, Classes 7-8 Tractors, & Classes 2b-3	Engines, Tractors, & Classes 2b-8	Engines, Tractors, & Trucks, & Trailers	20% above Preferred Alternative Stringency	Accelerated Hybrid Adoption	
Hancock-Knox-Lincoln-Waldo Counties, ME	Ozone	Maintenance	100	0.00	0.02	-1.06	-1.08	-1.08	-1.08	-1.08	-1.08	-1.08	-1.08	-1.08
Harrisburg-Lebanon-Carlisle, PA	Ozone	Maintenance	100	0.00	0.33	-20.59	-20.93	-20.93	-20.93	-20.93	-20.93	-20.93	-20.93	-20.93
Harrisburg-Lebanon-Carlisle, PA	PM _{2.5}	Nonattainment	100	0.00	0.33	-20.59	-20.93	-20.93	-20.93	-20.93	-20.93	-20.93	-20.93	-20.93
Hartford-New Britain-Middletown, CT	CO	Maintenance	100	0.00	0.07	-4.41	-4.49	-4.49	-4.49	-4.49	-4.49	-4.49	-4.49	-4.49
Hayden (Pinal County), AZ	SO _x	Nonattainment	100	0.00	0.00	-0.08	-0.08	-0.08	-0.08	-0.08	-0.08	-0.08	-0.08	-0.08
Hayden/Miami, AZ	PM ₁₀	Moderate	100	0.00	0.00	-0.28	-0.29	-0.29	-0.29	-0.29	-0.29	-0.29	-0.29	-0.29
Haywood and Swain Counties (Great Smoky Mountain NP), NC	Ozone	Maintenance	100	0.00	0.00	-0.06	-0.06	-0.06	-0.06	-0.06	-0.06	-0.06	-0.06	-0.06
Hazelwood, PA	SO _x	Maintenance	100	0.00	0.00	-0.22	-0.23	-0.23	-0.23	-0.23	-0.23	-0.23	-0.23	-0.23
Hickory, NC	PM _{2.5}	Nonattainment	100	0.00	0.02	-1.24	-1.26	-1.26	-1.26	-1.26	-1.26	-1.26	-1.26	-1.26
Hickory-Morgantown-Lenoir, NC	Ozone	Former Subpart 1	50	0.00	0.04	-2.26	-2.30	-2.30	-2.30	-2.30	-2.30	-2.30	-2.30	-2.30
Hollis Township, IL	SO _x	Maintenance	100	0.00	0.00	-0.02	-0.02	-0.02	-0.02	-0.02	-0.02	-0.02	-0.02	-0.02
Houston-Galveston-Brazoria, TX	Ozone	Severe	25	0.00	-0.18	-35.42	-36.73	-37.10	-37.10	-37.11	-37.47	-37.47	-37.47	-38.20
Humphreys County, TN	SO _x	Maintenance	100	0.00	0.00	-0.09	-0.09	-0.09	-0.09	-0.09	-0.09	-0.09	-0.09	-0.09
Huntington-Ashland, WV-KY-OH	PM _{2.5}	Nonattainment	100	0.00	0.05	-2.87	-2.92	-2.92	-2.92	-2.92	-2.92	-2.92	-2.92	-2.92
Huntington-Ashland, WV-KY	Ozone	Maintenance	100	0.00	0.02	-1.40	-1.43	-1.43	-1.43	-1.43	-1.43	-1.43	-1.43	-1.43
Huron County, MI	Ozone	Maintenance	100	0.00	0.01	-0.35	-0.36	-0.36	-0.36	-0.36	-0.36	-0.36	-0.36	-0.36
Imperial County, CA	Ozone	Moderate	50	0.00	0.03	-1.81	-1.84	-1.84	-1.84	-1.84	-1.84	-1.84	-1.84	-1.84
Imperial Valley, CA	PM ₁₀	Serious	70	0.00	0.03	-1.77	-1.80	-1.80	-1.80	-1.80	-1.80	-1.80	-1.80	-1.80
Indian Wells, CA	PM ₁₀	Maintenance	100	0.00	0.00	-0.20	-0.20	-0.20	-0.20	-0.20	-0.20	-0.20	-0.20	-0.20
Indianapolis, IN	CO	Maintenance	100	0.00	0.64	-40.17	-40.84	-40.84	-40.84	-40.84	-40.85	-40.84	-40.85	-40.84
Indianapolis, IN	Ozone	Maintenance	100	0.00	0.64	-40.17	-40.84	-40.84	-40.84	-40.84	-40.85	-40.84	-40.85	-40.84
Indianapolis, IN	PM _{2.5}	Nonattainment	100	0.00	0.64	-40.17	-40.84	-40.84	-40.84	-40.84	-40.85	-40.84	-40.85	-40.84
Jackson County, IN	Ozone	Maintenance	100	0.00	0.02	-1.13	-1.15	-1.15	-1.15	-1.15	-1.15	-1.15	-1.15	-1.15
Jamestown, NY	Ozone	Former Subpart 1	50	0.00	0.02	-1.39	-1.41	-1.41	-1.41	-1.41	-1.41	-1.41	-1.41	-1.41
Jefferson County, NY	Ozone	Moderate	50	0.00	0.01	-0.91	-0.92	-0.92	-0.92	-0.92	-0.92	-0.92	-0.92	-0.92
Jefferson County, OH	PM ₁₀	Maintenance	100	0.00	0.00	-0.06	-0.06	-0.06	-0.06	-0.06	-0.06	-0.06	-0.06	-0.06
Johnson City-Kingsport-Bristol, TN	Ozone	Former Subpart 1	50	0.00	0.03	-2.02	-2.05	-2.05	-2.05	-2.05	-2.05	-2.05	-2.05	-2.05
Johnstown, PA	Ozone	Maintenance	100	0.00	0.02	-1.19	-1.21	-1.21	-1.21	-1.21	-1.21	-1.21	-1.21	-1.21
Johnstown, PA	PM _{2.5}	Nonattainment	100	0.00	0.02	-1.19	-1.21	-1.21	-1.21	-1.21	-1.21	-1.21	-1.21	-1.21
Juneau, AK	PM ₁₀	Moderate	100	0.00	0.00	-0.06	-0.06	-0.06	-0.06	-0.06	-0.06	-0.06	-0.06	-0.06
Kalamazoo-Battle Creek, MI	Ozone	Maintenance	100	0.00	0.10	-6.40	-6.51	-6.51	-6.51	-6.51	-6.51	-6.51	-6.51	-6.51
Kalispell, MT	PM ₁₀	Moderate	100	0.00	0.00	-0.29	-0.29	-0.29	-0.29	-0.29	-0.29	-0.29	-0.29	-0.29
Kent and Queen Annes Counties, MD	Ozone	Maintenance	100	0.00	0.01	-0.65	-0.66	-0.66	-0.66	-0.66	-0.66	-0.66	-0.66	-0.66
Kent, WA	PM ₁₀	Maintenance	100	0.00	0.00	-0.21	-0.22	-0.22	-0.22	-0.22	-0.22	-0.22	-0.22	-0.22
Kern County (Eastern Kern), CA	Ozone	Former Subpart 1	50	0.00	0.01	-0.51	-0.52	-0.52	-0.52	-0.52	-0.52	-0.52	-0.52	-0.52
Kewaunee County, WI	Ozone	Maintenance	100	0.00	0.00	-0.28	-0.29	-0.29	-0.29	-0.29	-0.29	-0.29	-0.29	-0.29
King County, WA	PM ₁₀	Maintenance	100	0.00	0.00	-0.08	-0.08	-0.08	-0.08	-0.08	-0.08	-0.08	-0.08	-0.08
Klamath Falls, OR	CO	Maintenance	100	0.00	0.01	-0.66	-0.67	-0.67	-0.67	-0.67	-0.67	-0.67	-0.67	-0.67
Klamath Falls, OR	PM ₁₀	Maintenance	100	0.00	0.01	-0.66	-0.67	-0.67	-0.67	-0.67	-0.67	-0.67	-0.67	-0.67
Knoxville, TN	Ozone	Former Subpart 1	50	0.00	0.42	-26.25	-26.69	-26.69	-26.69	-26.69	-26.69	-26.69	-26.69	-26.69
Knoxville, TN	PM _{2.5}	Nonattainment	100	0.00	0.42	-26.25	-26.69	-26.69	-26.69	-26.69	-26.69	-26.69	-26.69	-26.69
La Porte County, IN	SO _x	Maintenance	100	0.00	0.01	-0.55	-0.56	-0.56	-0.56	-0.56	-0.56	-0.56	-0.56	-0.56
LaGrande, OR	PM ₁₀	Maintenance	100	0.00	0.00	-0.10	-0.10	-0.10	-0.10	-0.10	-0.10	-0.10	-0.10	-0.10

Table D1-3 Emission Changes <u>a/</u> by Nonattainment Area with Alternative Standards for HD Vehicles Acetaldehyde 2050													
Nonattainment Area	Pollutant	Status <u>c/</u>	General Conformity Threshold <u>d/</u>	Emissions Changes for Proposed Alternatives (tons/year)									
				Alt. 1	Alt. 2	Alt. 3	Alt. 4	Alt. 6A	Alt. 5	Alt. 6 <u>b/</u>	Alt. 7	Alt. 6B	Alt. 8
				No Action	Engine Only	Class 8 Tractors	Engines & Classes 7-8 Tractors	15% below Preferred Alternative Stringency	Engines, Classes 7-8 Tractors, & Classes 2b-3	Engines, Tractors, & Classes 2b-8	Engines, Tractors, & Trucks, & Trailers	20% above Preferred Alternative Stringency	Accelerated Hybrid Adoption
Lake County, IN	SO _x	Maintenance	100	0.00	0.04	-2.68	-2.72	-2.72	-2.72	-2.72	-2.72	-2.72	-2.72
Lake County, OH	SO _x	Maintenance	100	0.00	0.01	-0.36	-0.37	-0.37	-0.37	-0.37	-0.37	-0.37	-0.37
Lake County, OR	PM ₁₀	Maintenance	100	0.00	0.00	-0.04	-0.04	-0.04	-0.04	-0.04	-0.04	-0.04	-0.04
Lake Tahoe North Shore, CA	CO	Maintenance	100	0.00	0.00	-0.14	-0.14	-0.14	-0.14	-0.14	-0.14	-0.14	-0.14
Lake Tahoe South Shore, CA	CO	Maintenance	100	0.00	0.01	-0.36	-0.36	-0.36	-0.36	-0.36	-0.36	-0.36	-0.36
Lake Tahoe, NV	CO	Maintenance	100	0.00	0.00	-0.07	-0.07	-0.07	-0.07	-0.07	-0.07	-0.07	-0.07
Lamar, CO	PM ₁₀	Maintenance	100	0.00	0.00	-0.06	-0.06	-0.06	-0.06	-0.06	-0.06	-0.06	-0.06
Lame Deer, MT	PM ₁₀	Moderate	100	0.00	0.00	-0.02	-0.02	-0.02	-0.02	-0.02	-0.02	-0.02	-0.02
Lancaster, PA	Ozone	Maintenance	100	0.00	0.13	-8.05	-8.19	-8.19	-8.19	-8.19	-8.19	-8.19	-8.19
Lancaster, PA	PM _{2.5}	Nonattainment	100	0.00	0.13	-8.05	-8.19	-8.19	-8.19	-8.19	-8.19	-8.19	-8.19
Lane County, OR	PM ₁₀	Moderate	100	0.00	0.00	-0.01	-0.01	-0.01	-0.01	-0.01	-0.01	-0.01	-0.01
Lansing-East Lansing, MI	Ozone	Maintenance	100	0.00	0.10	-6.19	-6.29	-6.29	-6.29	-6.30	-6.29	-6.30	-6.29
LaPorte, IN	Ozone	Maintenance	100	0.00	0.02	-1.53	-1.56	-1.56	-1.56	-1.56	-1.56	-1.56	-1.56
Las Vegas, NV	CO	Serious	100	0.00	0.05	-3.44	-3.50	-3.50	-3.50	-3.50	-3.50	-3.50	-3.50
Las Vegas, NV	Ozone	Former Subpart 1	50	0.00	0.05	-3.44	-3.50	-3.50	-3.50	-3.50	-3.50	-3.50	-3.50
Lauderdale County, AL	SO _x	Maintenance	100	0.00	0.01	-0.69	-0.70	-0.70	-0.70	-0.70	-0.70	-0.70	-0.70
Laurel Area (Yellowstone County), MT	SO _x	Nonattainment	100	0.00	0.00	-0.02	-0.02	-0.02	-0.02	-0.02	-0.02	-0.02	-0.02
Libby, MT	PM ₁₀	Moderate	100	0.00	0.00	-0.09	-0.09	-0.09	-0.09	-0.09	-0.09	-0.09	-0.09
Libby, MT	PM _{2.5}	Nonattainment	100	0.00	0.00	-0.09	-0.09	-0.09	-0.09	-0.09	-0.09	-0.09	-0.09
Liberty-Clairton, PA	PM _{2.5}	Nonattainment	100	0.00	0.00	-0.06	-0.06	-0.06	-0.06	-0.06	-0.06	-0.06	-0.06
Lima, OH	Ozone	Maintenance	100	0.00	0.02	-1.26	-1.28	-1.28	-1.28	-1.28	-1.28	-1.28	-1.28
Longmont, CO	CO	Maintenance	100	0.00	0.01	-0.61	-0.62	-0.62	-0.62	-0.62	-0.62	-0.62	-0.62
Lorain County, OH	SO _x	Maintenance	100	0.00	0.01	-0.44	-0.45	-0.45	-0.45	-0.45	-0.45	-0.45	-0.45
Los Angeles South Coast Air Basin, CA	CO	Maintenance	100	0.00	4.99	-317.60	-322.98	-323.01	-323.01	-323.07	-323.05	-323.10	-323.11
Los Angeles South Coast Air Basin, CA	NO _x	Maintenance	100	0.00	4.99	-317.60	-322.98	-323.01	-323.01	-323.07	-323.05	-323.10	-323.11
Los Angeles South Coast Air Basin, CA	Ozone	Extreme	10	0.00	4.99	-317.60	-322.98	-323.01	-323.01	-323.07	-323.05	-323.10	-323.11
Los Angeles South Coast Air Basin, CA	PM ₁₀	Serious	70	0.00	4.99	-317.60	-322.98	-323.01	-323.01	-323.07	-323.05	-323.10	-323.11
Los Angeles South Coast Air Basin, CA	PM _{2.5}	Nonattainment	100	0.00	4.99	-317.60	-322.98	-323.01	-323.01	-323.07	-323.05	-323.10	-323.11
Los Angeles-San Bernardino Counties (western Mohave), CA	Ozone	Moderate	50	0.00	0.05	-3.08	-3.14	-3.14	-3.14	-3.14	-3.14	-3.14	-3.14
Louisville, KY-IN	Ozone	Maintenance	100	0.00	0.40	-25.23	-25.65	-25.65	-25.65	-25.66	-25.65	-25.66	-25.65
Louisville, KY-IN	PM _{2.5}	Nonattainment	100	0.00	0.40	-25.23	-25.65	-25.65	-25.65	-25.66	-25.65	-25.66	-25.65
Lowell, MA	CO	Maintenance	100	0.00	0.01	-0.76	-0.77	-0.77	-0.77	-0.77	-0.77	-0.77	-0.77
Lucas County, OH	SO _x	Maintenance	100	0.00	0.04	-2.54	-2.58	-2.58	-2.58	-2.58	-2.58	-2.58	-2.58
Lyons Township, IL	PM ₁₀	Maintenance	100	0.00	0.01	-0.64	-0.65	-0.65	-0.65	-0.65	-0.65	-0.65	-0.65
Macon, GA	Ozone	Maintenance	100	0.00	0.03	-2.11	-2.15	-2.15	-2.15	-2.15	-2.15	-2.15	-2.15
Macon, GA	PM _{2.5}	Nonattainment	100	0.00	0.03	-2.11	-2.15	-2.15	-2.15	-2.15	-2.15	-2.15	-2.15
Madison and Page Counties (Shenandoah NP), VA	Ozone	Maintenance	100	0.00	0.00	-0.02	-0.02	-0.02	-0.02	-0.02	-0.02	-0.02	-0.02
Madison, WI	SO _x	Maintenance	100	0.00	0.04	-2.83	-2.87	-2.87	-2.87	-2.87	-2.87	-2.87	-2.87
Mammoth Lake, CA	PM ₁₀	Moderate	100	0.00	0.00	-0.10	-0.10	-0.10	-0.10	-0.10	-0.10	-0.10	-0.10
Manchester, NH	CO	Maintenance	100	0.00	0.01	-0.48	-0.49	-0.49	-0.49	-0.49	-0.49	-0.49	-0.49
Manitowoc County, WI	Ozone	Former Subpart 1	50	0.00	0.02	-1.46	-1.48	-1.48	-1.48	-1.48	-1.48	-1.48	-1.48
Marion County, IN	SO _x	Maintenance	100	0.00	0.04	-2.57	-2.62	-2.62	-2.62	-2.62	-2.62	-2.62	-2.62
Mariposa and Tuolumne Counties (Southern Mountain), CA	Ozone	Former Subpart 1	50	0.00	0.01	-0.56	-0.57	-0.57	-0.57	-0.57	-0.57	-0.57	-0.57

Table D1-3 Emission Changes <u>a</u> / by Nonattainment Area with Alternative Standards for HD Vehicles Acetaldehyde 2050													
Nonattainment Area	Pollutant	Status <u>c</u> /	General Conformity Threshold <u>d</u> /	Emissions Changes for Proposed Alternatives (tons/year)									
				Alt. 1	Alt. 2	Alt. 3	Alt. 4	Alt. 6A	Alt. 5	Alt. 6 <u>b</u> /	Alt. 7	Alt. 6B	Alt. 8
				No Action	Engine Only	Class 8 Tractors	Engines & Classes 7-8 Tractors	15% below Preferred Alternative Stringency	Engines, Classes 7-8 Tractors, & Classes 2b-3	Engines, Tractors, & Classes 2b-8	Engines, Tractors, Trucks, & Trailers	20% above Preferred Alternative Stringency	Accelerated Hybrid Adoption
Martinsburg, WV-Hagerstown, MD	PM _{2.5}	Nonattainment	100	0.00	0.04	-2.79	-2.84	-2.84	-2.84	-2.84	-2.84	-2.84	-2.84
Mason County, MI	Ozone	Maintenance	100	0.00	0.01	-0.35	-0.36	-0.36	-0.36	-0.36	-0.36	-0.36	-0.36
Medford, OR	CO	Maintenance	100	0.00	0.01	-0.64	-0.65	-0.65	-0.65	-0.65	-0.65	-0.65	-0.65
Medford-Ashland, OR	PM ₁₀	Maintenance	100	0.00	0.02	-1.54	-1.57	-1.57	-1.57	-1.57	-1.57	-1.57	-1.57
Memphis, TN-AR	Ozone	Maintenance	100	0.00	0.14	-9.07	-9.22	-9.22	-9.22	-9.22	-9.22	-9.22	-9.22
Memphis, TN	CO	Maintenance	100	0.00	0.13	-8.30	-8.44	-8.44	-8.44	-8.44	-8.44	-8.44	-8.44
Miami (Gila County), AZ	SO _x	Maintenance	100	0.00	0.00	-0.20	-0.20	-0.20	-0.20	-0.20	-0.20	-0.20	-0.20
Millinocket AQCR 109, ME	SO _x	Maintenance	100	0.00	0.00	-0.05	-0.05	-0.05	-0.05	-0.05	-0.05	-0.05	-0.05
Milwaukee, WI	SO _x	Maintenance	100	0.00	0.06	-3.90	-3.97	-3.97	-3.97	-3.97	-3.97	-3.97	-3.97
Milwaukee-Racine, WI	Ozone	Moderate	50	0.00	0.27	-16.67	-16.94	-16.94	-16.94	-16.94	-16.94	-16.94	-16.94
Minneapolis-St Paul, MN	CO	Maintenance	100	0.00	0.77	-50.99	-51.88	-51.90	-51.90	-51.91	-51.92	-51.93	-51.95
Minneapolis-St Paul, MN	SO _x	Maintenance	100	0.00	0.81	-50.95	-51.81	-51.81	-51.81	-51.82	-51.81	-51.82	-51.81
Missoula, MT	CO	Maintenance	100	0.00	0.02	-1.13	-1.15	-1.15	-1.15	-1.15	-1.15	-1.15	-1.15
Missoula, MT	PM ₁₀	Moderate	100	0.00	0.02	-1.13	-1.15	-1.15	-1.15	-1.15	-1.15	-1.15	-1.15
Modesto, CA	CO	Maintenance	100	0.00	0.04	-2.23	-2.27	-2.27	-2.27	-2.27	-2.27	-2.27	-2.27
Mohave County, AZ	PM ₁₀	Maintenance	100	0.00	0.02	-1.08	-1.09	-1.09	-1.09	-1.09	-1.09	-1.09	-1.09
Mono Basin, CA	PM ₁₀	Moderate	100	0.00	0.00	-0.01	-0.01	-0.01	-0.01	-0.01	-0.01	-0.01	-0.01
Morenci (Greenlee County), AZ	SO _x	Maintenance	100	0.00	0.00	-0.02	-0.02	-0.02	-0.02	-0.02	-0.02	-0.02	-0.02
Morristown, NJ	CO	Maintenance	100	0.00	0.00	-0.13	-0.13	-0.13	-0.13	-0.13	-0.13	-0.13	-0.13
Muhlenberg County, KY	SO _x	Maintenance	100	0.00	0.00	-0.26	-0.26	-0.26	-0.26	-0.26	-0.26	-0.26	-0.26
Muncie, IN	Ozone	Maintenance	100	0.00	0.02	-1.21	-1.24	-1.24	-1.24	-1.24	-1.24	-1.24	-1.24
Murray County (Chattahoochee NF), GA	Ozone	Maintenance	100	0.00	0.00	-0.05	-0.05	-0.05	-0.05	-0.05	-0.05	-0.05	-0.05
Muscatine County, IA	SO _x	Maintenance	100	0.00	0.00	-0.22	-0.23	-0.23	-0.23	-0.23	-0.23	-0.23	-0.23
Muskegon, MI	Ozone	Maintenance	100	0.00	0.03	-1.70	-1.73	-1.73	-1.73	-1.73	-1.73	-1.73	-1.73
Nashua, NH	CO	Maintenance	100	0.00	0.01	-0.39	-0.39	-0.39	-0.39	-0.39	-0.39	-0.39	-0.39
Nashville, TN	Ozone	Former Subpart 1	50	0.00	0.34	-21.65	-22.01	-22.01	-22.01	-22.02	-22.01	-22.02	-22.01
Nevada County (western part), CA	Ozone	Former Subpart 1	50	0.00	0.01	-0.67	-0.68	-0.68	-0.68	-0.68	-0.68	-0.68	-0.68
New Haven County, CT	PM ₁₀	Maintenance	100	0.00	0.01	-0.73	-0.74	-0.74	-0.74	-0.74	-0.74	-0.74	-0.74
New Haven-Meriden-Waterbury, CT	CO	Maintenance	100	0.00	0.05	-3.38	-3.43	-3.43	-3.43	-3.43	-3.43	-3.43	-3.43
New Manchester-Grant Magisterial District (Hancock County), WV	SO _x	Maintenance	100	0.00	0.00	-0.04	-0.04	-0.04	-0.04	-0.04	-0.04	-0.04	-0.04
New York County, NY	PM ₁₀	Moderate	100	0.00	0.02	-1.26	-1.28	-1.28	-1.28	-1.28	-1.28	-1.28	-1.28
New York-N. New Jersey-Long Island, NY-NJ-CT	CO	Maintenance	100	0.00	1.32	-83.06	-84.44	-84.44	-84.44	-84.44	-84.46	-84.45	-84.45
New York-N. New Jersey-Long Island, NY-NJ-CT	PM _{2.5}	Nonattainment	100	0.00	1.32	-83.06	-84.44	-84.44	-84.44	-84.44	-84.46	-84.45	-84.45
New York-northern New Jersey-Long Island, NY-NJ-CT	Ozone	Moderate	50	0.00	0.89	-55.95	-56.89	-56.89	-56.89	-56.90	-56.89	-56.90	-56.89
Nogales, AZ	PM ₁₀	Moderate	100	0.00	0.01	-0.36	-0.36	-0.36	-0.36	-0.36	-0.36	-0.36	-0.36
Norfolk-Virginia Beach-Newport News, VA	Ozone	Maintenance	100	0.00	0.08	-4.97	-5.05	-5.05	-5.05	-5.05	-5.05	-5.05	-5.05
Ogden, UT	CO	Maintenance	100	0.00	0.01	-0.56	-0.56	-0.56	-0.56	-0.56	-0.56	-0.56	-0.56
Ogden, UT	PM ₁₀	Moderate	100	0.00	0.01	-0.56	-0.56	-0.56	-0.56	-0.56	-0.56	-0.56	-0.56
Oglesby, IL	PM ₁₀	Maintenance	100	0.00	0.00	-0.02	-0.02	-0.02	-0.02	-0.02	-0.02	-0.02	-0.02
Olmsted County, MN	PM ₁₀	Maintenance	100	0.00	0.00	-0.16	-0.16	-0.16	-0.16	-0.16	-0.16	-0.16	-0.16
Olympia, Tumwater, Lacey, WA	PM ₁₀	Maintenance	100	0.00	0.01	-0.90	-0.91	-0.91	-0.91	-0.91	-0.91	-0.91	-0.91
Owens Valley, CA	PM ₁₀	Serious	70	0.00	0.00	-0.03	-0.03	-0.03	-0.03	-0.03	-0.03	-0.03	-0.03
Pagosa Springs, CO	PM ₁₀	Maintenance	100	0.00	0.00	0.00	0.00	0.00	0.00	0.00	0.00	0.00	0.00

Table D1-3 Emission Changes μ / by Nonattainment Area with Alternative Standards for HD Vehicles Acetaldehyde 2050														
Nonattainment Area	Pollutant	Status c/	General Conformity Threshold d/	Emissions Changes for Proposed Alternatives (tons/year)										
				Alt. 1	Alt. 2	Alt. 3	Alt. 4	Alt. 6A	Alt. 5	Alt. 6 b/	Alt. 7	Alt. 6B	Alt. 8	
				No Action	Engine Only	Class 8 Tractors	Engines & Classes 7-8 Tractors	15% below Preferred Alternative Stringency	Engines, Classes 7-8 Tractors, & Classes 2b-3	Engines, Tractors, & Classes 2b-8	Engines, Tractors, & Trucks, & Trailers	20% above Preferred Alternative Stringency	Accelerated Hybrid Adoption	
Parkersburg-Marietta, WV-OH	Ozone	Maintenance	100	0.00	0.06	-3.49	-3.55	-3.55	-3.55	-3.55	-3.55	-3.55	-3.55	-3.55
Parkersburg-Marietta, WV-OH	PM _{2.5}	Nonattainment	100	0.00	0.06	-3.49	-3.55	-3.55	-3.55	-3.55	-3.55	-3.55	-3.55	-3.55
Payson, AZ	PM ₁₀	Maintenance	100	0.00	0.00	-0.13	-0.13	-0.13	-0.13	-0.13	-0.13	-0.13	-0.13	-0.13
Penns Grove, NJ	CO	Maintenance	100	0.00	0.00	0.00	0.00	0.00	0.00	0.00	0.00	0.00	0.00	0.00
Peoria, IL	SO _x	Maintenance	100	0.00	0.02	-1.04	-1.06	-1.06	-1.06	-1.06	-1.06	-1.06	-1.06	-1.06
Perth Amboy, NJ	CO	Maintenance	100	0.00	0.01	-0.49	-0.50	-0.50	-0.50	-0.50	-0.50	-0.50	-0.50	-0.50
Philadelphia-Camden County, PA-NJ	CO	Maintenance	100	0.00	0.04	-2.66	-2.71	-2.71	-2.71	-2.71	-2.71	-2.71	-2.71	-2.71
Philidelphia-Wilmington, PA-NY-DE	PM _{2.5}	Nonattainment	100	0.00	0.46	-29.11	-29.60	-29.60	-29.60	-29.60	-29.60	-29.60	-29.60	-29.60
Phildelphia-Wilmington-Atlantic City, PA-NY-MD-DE	Ozone	Moderate	50	0.00	0.62	-39.25	-39.90	-39.90	-39.90	-39.91	-39.90	-39.90	-39.91	-39.90
Phoenix, AZ	CO	Maintenance	100	0.00	1.08	-67.64	-68.78	-68.78	-68.78	-68.78	-68.79	-68.78	-68.79	-68.78
Phoenix, AZ	PM ₁₀	Serious	70	0.00	1.08	-67.64	-68.78	-68.78	-68.78	-68.78	-68.79	-68.78	-68.79	-68.78
Phoenix-Mesa, AZ	Ozone	Former Subpart 1	50	0.00	0.55	-34.46	-35.03	-35.03	-35.03	-35.04	-35.03	-35.04	-35.03	-35.03
Pierce County, WA	PM ₁₀	Maintenance	100	0.00	0.00	-0.07	-0.07	-0.07	-0.07	-0.07	-0.07	-0.07	-0.07	-0.07
Pinehurst, ID	PM ₁₀	Moderate	100	0.00	0.00	-0.01	-0.01	-0.01	-0.01	-0.01	-0.01	-0.01	-0.01	-0.01
Pittsburgh, PA	CO	Maintenance	100	0.00	0.00	-0.16	-0.17	-0.17	-0.17	-0.17	-0.17	-0.17	-0.17	-0.17
Pittsburgh-Beaver Valley, PA	Ozone	Former Subpart 1	50	0.00	0.43	-27.04	-27.49	-27.49	-27.49	-27.50	-27.49	-27.50	-27.49	-27.49
Pittsburgh-Beaver Valley, PA	PM _{2.5}	Nonattainment	100	0.00	0.43	-27.04	-27.49	-27.49	-27.49	-27.50	-27.49	-27.50	-27.49	-27.49
Polk County, TN	SO _x	Maintenance	100	0.00	0.00	-0.20	-0.20	-0.20	-0.20	-0.20	-0.20	-0.20	-0.20	-0.20
Polson, MT	PM ₁₀	Moderate	100	0.00	0.00	-0.03	-0.03	-0.03	-0.03	-0.03	-0.03	-0.03	-0.03	-0.03
Portland, ME	Ozone	Maintenance	100	0.00	0.10	-6.09	-6.19	-6.19	-6.19	-6.19	-6.19	-6.19	-6.19	-6.19
Portland, OR	CO	Maintenance	100	0.00	0.11	-7.05	-7.17	-7.17	-7.17	-7.18	-7.17	-7.18	-7.17	-7.18
Portneuf Valley, ID	PM ₁₀	Maintenance	100	0.00	0.00	-0.31	-0.32	-0.32	-0.32	-0.32	-0.32	-0.32	-0.32	-0.32
Poughkeepsie, NY	Ozone	Moderate	50	0.00	0.09	-5.86	-5.96	-5.96	-5.96	-5.96	-5.96	-5.96	-5.96	-5.96
Presque Isle, ME	PM ₁₀	Maintenance	100	0.00	0.00	-0.08	-0.08	-0.08	-0.08	-0.08	-0.08	-0.08	-0.08	-0.08
Providence (entire State), RI	Ozone	Moderate	50	0.00	0.04	-2.61	-2.66	-2.66	-2.66	-2.66	-2.66	-2.66	-2.66	-2.66
Provo, UT	CO	Maintenance	100	0.00	0.01	-0.79	-0.81	-0.81	-0.81	-0.81	-0.81	-0.81	-0.81	-0.81
Raleigh-Durham, NC	CO	Maintenance	100	0.00	0.18	-11.35	-11.54	-11.54	-11.54	-11.55	-11.54	-11.55	-11.54	-11.54
Raleigh-Durham-Chapel Hill, NC	Ozone	Maintenance	100	0.00	0.28	-17.31	-17.60	-17.60	-17.60	-17.60	-17.60	-17.60	-17.60	-17.60
Ramsey County, MN	PM ₁₀	Maintenance	100	0.00	0.00	-0.01	-0.01	-0.01	-0.01	-0.01	-0.01	-0.01	-0.01	-0.01
Reading, PA	Ozone	Maintenance	100	0.00	0.10	-6.48	-6.59	-6.59	-6.59	-6.59	-6.59	-6.59	-6.59	-6.59
Reading, PA	PM _{2.5}	Nonattainment	100	0.00	0.10	-6.48	-6.59	-6.59	-6.59	-6.59	-6.59	-6.59	-6.59	-6.59
Reno, NV	CO	Maintenance	100	0.00	0.02	-1.07	-1.09	-1.09	-1.09	-1.09	-1.09	-1.09	-1.09	-1.09
Rhineland (Oneida County), WI	SO _x	Maintenance	100	0.00	0.00	-0.01	-0.02	-0.02	-0.02	-0.02	-0.02	-0.02	-0.02	-0.02
Richmond-Petersburg, VA	Ozone	Maintenance	100	0.00	0.08	-5.03	-5.11	-5.11	-5.11	-5.11	-5.11	-5.11	-5.11	-5.11
Rillito, AZ	PM ₁₀	Moderate	100	0.00	0.00	-0.31	-0.31	-0.31	-0.31	-0.31	-0.31	-0.31	-0.31	-0.31
Riverside County (Coachella Valley), CA	Ozone	Severe	25	0.00	0.05	-3.22	-3.28	-3.28	-3.28	-3.28	-3.28	-3.28	-3.28	-3.28
Roanoke, VA	Ozone	Former Subpart 1	50	0.00	0.04	-2.30	-2.34	-2.34	-2.34	-2.34	-2.34	-2.34	-2.34	-2.34
Rochester (Olmsted County), MN	SO _x	Maintenance	100	0.00	0.01	-0.72	-0.73	-0.73	-0.73	-0.73	-0.73	-0.73	-0.73	-0.73
Rochester, NY	Ozone	Former Subpart 1	50	0.00	0.09	-5.68	-5.77	-5.77	-5.77	-5.78	-5.77	-5.78	-5.77	-5.77
Rocky Mount, NC	Ozone	Maintenance	100	0.00	0.03	-1.65	-1.68	-1.68	-1.68	-1.68	-1.68	-1.68	-1.68	-1.68
Rome, GA	PM _{2.5}	Nonattainment	100	0.00	0.01	-0.74	-0.75	-0.75	-0.75	-0.75	-0.75	-0.75	-0.75	-0.75
Ronan, MT	PM ₁₀	Moderate	100	0.00	0.00	-0.01	-0.01	-0.01	-0.01	-0.01	-0.01	-0.01	-0.01	-0.01
Rothschild, Rib Mountain, Weston (Marathon County), WI	SO _x	Maintenance	100	0.00	0.00	-0.03	-0.03	-0.03	-0.03	-0.03	-0.03	-0.03	-0.03	-0.03

Table D1-3 Emission Changes μ / by Nonattainment Area with Alternative Standards for HD Vehicles Acetaldehyde 2050														
Nonattainment Area	Pollutant	Status c/	General Conformity Threshold d/	Emissions Changes for Proposed Alternatives (tons/year)										
				Alt. 1	Alt. 2	Alt. 3	Alt. 4	Alt. 6A	Alt. 5	Alt. 6 b/	Alt. 7	Alt. 6B	Alt. 8	
				No Action	Engine Only	Class 8 Tractors	Engines & Classes 7-8 Tractors	15% below Preferred Alternative Stringency	Engines, Classes 7-8 Tractors, & Classes 2b-3	Engines, Tractors, & Classes 2b-8	Engines, Tractors, & Trucks, & Trailers	20% above Preferred Alternative Stringency	Accelerated Hybrid Adoption	
Sacramento County, CA	PM ₁₀	Moderate	100	0.00	0.15	-9.35	-9.51	-9.51	-9.51	-9.51	-9.51	-9.51	-9.51	-9.51
Sacramento Metro, CA	Ozone	Severe	25	0.00	0.26	-16.62	-16.89	-16.89	-16.89	-16.89	-16.90	-16.89	-16.90	-16.89
Sacramento, CA	CO	Maintenance	100	0.00	0.16	-9.97	-10.14	-10.14	-10.14	-10.14	-10.14	-10.14	-10.14	-10.14
Salem, OR	CO	Maintenance	100	0.00	0.01	-0.84	-0.86	-0.86	-0.86	-0.86	-0.86	-0.86	-0.86	-0.86
Salt Lake City, UT	CO	Maintenance	100	0.00	-0.02	-1.03	-1.09	-1.11	-1.11	-1.11	-1.11	-1.13	-1.13	-1.17
Salt Lake County, UT	PM ₁₀	Moderate	100	0.00	0.11	-9.59	-9.78	-9.80	-9.80	-9.81	-9.82	-9.83	-9.83	-9.86
Salt Lake County, UT	SO _x	Nonattainment	100	0.00	0.15	-9.55	-9.71	-9.71	-9.71	-9.71	-9.71	-9.71	-9.71	-9.71
San Antonio, TX	Ozone	Former Subpart 1	50	0.00	0.21	-13.31	-13.54	-13.54	-13.54	-13.54	-13.54	-13.54	-13.54	-13.54
San Bernardino County, CA	PM ₁₀	Moderate	100	0.00	0.03	-2.02	-2.06	-2.06	-2.06	-2.06	-2.06	-2.06	-2.06	-2.06
San Diego, CA	CO	Maintenance	100	0.00	0.55	-34.62	-35.20	-35.20	-35.20	-35.20	-35.20	-35.20	-35.20	-35.20
San Diego, CA	Ozone	Former Subpart 1	50	0.00	0.55	-34.62	-35.20	-35.20	-35.20	-35.20	-35.20	-35.20	-35.20	-35.20
San Francisco Bay Area, CA	Ozone	Marginal	50	0.00	0.41	-26.05	-26.49	-26.49	-26.49	-26.49	-26.49	-26.49	-26.49	-26.49
San Francisco-Oakland-San Jose, CA	CO	Maintenance	100	0.00	0.50	-31.31	-31.84	-31.84	-31.84	-31.84	-31.84	-31.84	-31.84	-31.84
San Joaquin Valley, CA	Ozone	Extreme	10	0.00	1.51	-95.93	-97.54	-97.55	-97.55	-97.55	-97.57	-97.56	-97.58	-97.57
San Joaquin Valley, CA	PM ₁₀	Maintenance	100	0.00	1.51	-95.93	-97.54	-97.55	-97.55	-97.55	-97.57	-97.56	-97.58	-97.57
San Joaquin Valley, CA	PM _{2.5}	Nonattainment	100	0.00	1.51	-95.93	-97.54	-97.55	-97.55	-97.55	-97.57	-97.56	-97.58	-97.57
San Manuel (Pinal County), AZ	SO _x	Maintenance	100	0.00	0.00	-0.29	-0.29	-0.29	-0.29	-0.29	-0.29	-0.29	-0.29	-0.29
Sanders County (part);Thompson Falls and vicinity, MT	PM ₁₀	Moderate	100	0.00	0.00	-0.01	-0.01	-0.01	-0.01	-0.01	-0.01	-0.01	-0.01	-0.01
Scranton-Wilkes Barre, PA	Ozone	Maintenance	100	0.00	0.11	-6.96	-7.08	-7.08	-7.08	-7.08	-7.08	-7.08	-7.08	-7.08
Seattle-Tacoma, WA	CO	Maintenance	100	0.00	0.38	-23.75	-24.15	-24.15	-24.15	-24.15	-24.16	-24.15	-24.16	-24.15
Sheboygan, WI	Ozone	Moderate	50	0.00	0.02	-1.54	-1.57	-1.57	-1.57	-1.57	-1.57	-1.57	-1.57	-1.57
Sheridan, WY	PM ₁₀	Moderate	100	0.00	0.00	-0.18	-0.18	-0.18	-0.18	-0.18	-0.18	-0.18	-0.18	-0.18
Shoshone County, ID	PM ₁₀	Moderate	100	0.00	0.00	0.00	0.00	0.00	0.00	0.00	0.00	0.00	0.00	0.00
Somerville, NJ	CO	Maintenance	100	0.00	0.00	-0.06	-0.07	-0.07	-0.07	-0.07	-0.07	-0.07	-0.07	-0.07
South Bend-Elkhart, IN	Ozone	Maintenance	100	0.00	0.07	-4.38	-4.45	-4.45	-4.45	-4.45	-4.45	-4.45	-4.45	-4.45
Southeast Chicago, IL	PM ₁₀	Maintenance	100	0.00	0.02	-1.49	-1.52	-1.52	-1.52	-1.52	-1.52	-1.52	-1.52	-1.52
Spokane County, WA	PM ₁₀	Maintenance	100	0.00	0.04	-2.34	-2.38	-2.38	-2.38	-2.38	-2.38	-2.38	-2.38	-2.38
Spokane, WA	CO	Maintenance	100	0.00	0.04	-2.32	-2.36	-2.36	-2.36	-2.36	-2.36	-2.36	-2.36	-2.36
Springfield (western MA), MA	Ozone	Moderate	50	0.00	0.12	-7.26	-7.38	-7.38	-7.38	-7.38	-7.39	-7.38	-7.39	-7.38
Springfield, MA	CO	Maintenance	100	0.00	0.02	-1.11	-1.13	-1.13	-1.13	-1.13	-1.13	-1.13	-1.13	-1.13
St Louis, MO	CO	Maintenance	100	0.00	0.14	-8.76	-8.91	-8.91	-8.91	-8.91	-8.91	-8.91	-8.91	-8.91
St Louis, MO-IL	Ozone	Moderate	50	0.00	0.50	-31.15	-31.67	-31.67	-31.67	-31.67	-31.68	-31.68	-31.68	-31.68
St. Louis, MO-IL	PM _{2.5}	Nonattainment	100	0.00	0.49	-30.95	-31.46	-31.46	-31.46	-31.46	-31.47	-31.47	-31.47	-31.47
State College, PA	Ozone	Maintenance	100	0.00	0.04	-2.45	-2.49	-2.49	-2.49	-2.49	-2.49	-2.49	-2.49	-2.49
Steamboat Springs, CO	PM ₁₀	Maintenance	100	0.00	0.00	-0.17	-0.17	-0.17	-0.17	-0.17	-0.17	-0.17	-0.17	-0.17
Steubenville & Mingo Juction, OH	SO _x	Maintenance	100	0.00	0.01	-0.38	-0.39	-0.39	-0.39	-0.39	-0.39	-0.39	-0.39	-0.39
Steubenville-Weirton, OH-WV	Ozone	Maintenance	100	0.00	0.02	-1.47	-1.49	-1.49	-1.49	-1.49	-1.49	-1.49	-1.49	-1.49
Steubenville-Weirton, OH-WV	PM _{2.5}	Nonattainment	100	0.00	0.02	-1.47	-1.49	-1.49	-1.49	-1.49	-1.49	-1.49	-1.49	-1.49
Stockton, CA	CO	Maintenance	100	0.00	0.05	-3.12	-3.17	-3.17	-3.17	-3.17	-3.17	-3.17	-3.17	-3.17
Sutter County (Sutter Buttes), CA	Ozone	Former Subpart 1	50	0.00	0.00	0.00	0.00	0.00	0.00	0.00	0.00	0.00	0.00	0.00
Syracuse, NY	CO	Maintenance	100	0.00	0.04	-2.28	-2.31	-2.31	-2.31	-2.31	-2.31	-2.31	-2.31	-2.31
Telluride, CO	PM ₁₀	Maintenance	100	0.00	0.00	-0.02	-0.02	-0.02	-0.02	-0.02	-0.02	-0.02	-0.02	-0.02
Terre Haute, IN	Ozone	Maintenance	100	0.00	0.02	-1.15	-1.17	-1.17	-1.17	-1.17	-1.17	-1.17	-1.17	-1.17

Table D1-3 Emission Changes ^{a/} by Nonattainment Area with Alternative Standards for HD Vehicles Acetaldehyde 2050													
Nonattainment Area	Pollutant	Status ^{c/}	General Conformity Threshold ^{d/}	Emissions Changes for Proposed Alternatives (tons/year)									
				Alt. 1	Alt. 2	Alt. 3	Alt. 4	Alt. 6A	Alt. 5	Alt. 6 ^{b/}	Alt. 7	Alt. 6B	Alt. 8
				No Action	Engine Only	Class 8 Tractors	Engines & Classes 7-8 Tractors	15% below Preferred Alternative Stringency	Engines, Classes 7-8 Tractors, & Classes 2b-3	Engines, Tractors, & Classes 2b-8	Engines, Tractors, & Trucks, & Trailers	20% above Preferred Alternative Stringency	Accelerated Hybrid Adoption
Tioga County, PA	Ozone	Maintenance	100	0.00	0.01	-0.52	-0.53	-0.53	-0.53	-0.53	-0.53	-0.53	-0.53
Toledo, OH	Ozone	Maintenance	100	0.00	0.09	-5.65	-5.74	-5.74	-5.74	-5.74	-5.74	-5.74	-5.74
Toms River, NJ	CO	Maintenance	100	0.00	0.00	-0.27	-0.28	-0.28	-0.28	-0.28	-0.28	-0.28	-0.28
Tooele County, UT	SO _x	Nonattainment	100	0.00	0.01	-0.80	-0.81	-0.81	-0.81	-0.81	-0.81	-0.81	-0.81
Trenton, NJ	CO	Maintenance	100	0.00	0.01	-0.70	-0.71	-0.71	-0.71	-0.71	-0.71	-0.71	-0.71
Trona, CA	PM ₁₀	Moderate	100	0.00	0.00	-0.02	-0.02	-0.02	-0.02	-0.02	-0.02	-0.02	-0.02
Tucson, AZ	CO	Maintenance	100	0.00	0.09	-5.77	-5.86	-5.86	-5.86	-5.86	-5.86	-5.86	-5.86
Utah County, UT	PM ₁₀	Moderate	100	0.00	0.04	-2.28	-2.32	-2.32	-2.32	-2.32	-2.32	-2.32	-2.32
Vancouver, WA	CO	Maintenance	100	0.00	0.04	-2.67	-2.72	-2.72	-2.72	-2.72	-2.72	-2.72	-2.72
Ventura County, CA	Ozone	Serious	50	0.00	0.06	-3.60	-3.67	-3.67	-3.67	-3.67	-3.67	-3.67	-3.67
Vermillion County, IN	PM ₁₀	Maintenance	100	0.00	0.00	-0.09	-0.10	-0.10	-0.10	-0.10	-0.10	-0.10	-0.10
Vigo County, IN	SO _x	Maintenance	100	0.00	0.02	-1.15	-1.17	-1.17	-1.17	-1.17	-1.17	-1.17	-1.17
Wallula, WA	PM ₁₀	Maintenance	100	0.00	0.00	0.00	0.00	0.00	0.00	0.00	0.00	0.00	0.00
Waltham, MA	CO	Maintenance	100	0.00	0.01	-0.35	-0.35	-0.35	-0.35	-0.35	-0.35	-0.35	-0.35
Warren County, NJ	SO _x	Maintenance	100	0.00	0.01	-0.36	-0.37	-0.37	-0.37	-0.37	-0.37	-0.37	-0.37
Warren County, PA	SO _x	Nonattainment	100	0.00	0.00	-0.11	-0.12	-0.12	-0.12	-0.12	-0.12	-0.12	-0.12
Washington County (Hagerstown), MD	Ozone	Former Subpart 1	50	0.00	0.02	-1.14	-1.16	-1.16	-1.16	-1.16	-1.16	-1.16	-1.16
Washington, DC-MD-VA	CO	Maintenance	100	0.00	0.76	-47.85	-48.65	-48.65	-48.65	-48.66	-48.65	-48.66	-48.65
Washington, DC-MD-VA	Ozone	Moderate	50	0.00	0.76	-47.85	-48.65	-48.65	-48.65	-48.66	-48.65	-48.66	-48.65
Washington, DC-MD-VA	PM _{2.5}	Nonattainment	100	0.00	0.76	-47.85	-48.65	-48.65	-48.65	-48.66	-48.65	-48.66	-48.65
Washoe County, NV	PM ₁₀	Serious	70	0.00	0.02	-1.07	-1.09	-1.09	-1.09	-1.09	-1.09	-1.09	-1.09
Waterford Township (Washington County), OH	SO _x	Maintenance	100	0.00	0.00	-0.06	-0.06	-0.06	-0.06	-0.06	-0.06	-0.06	-0.06
Wayne County, IN	SO _x	Maintenance	100	0.00	0.01	-0.76	-0.78	-0.78	-0.78	-0.78	-0.78	-0.78	-0.78
Wayne County, MI	PM ₁₀	Maintenance	100	0.00	0.02	-1.32	-1.35	-1.35	-1.35	-1.35	-1.35	-1.35	-1.35
Weirton, WV	PM ₁₀	Maintenance	100	0.00	0.00	-0.11	-0.11	-0.11	-0.11	-0.11	-0.11	-0.11	-0.11
Weirton, WV	SO _x	Maintenance	100	0.00	0.00	-0.11	-0.11	-0.11	-0.11	-0.11	-0.11	-0.11	-0.11
Wheeling, WV-OH	Ozone	Maintenance	100	0.00	0.06	-3.54	-3.60	-3.60	-3.60	-3.60	-3.60	-3.60	-3.60
Wheeling, WV-OH	PM _{2.5}	Nonattainment	100	0.00	0.06	-3.54	-3.60	-3.60	-3.60	-3.60	-3.60	-3.60	-3.60
Winston-Salem, NC	CO	Maintenance	100	0.00	0.05	-3.29	-3.34	-3.34	-3.34	-3.34	-3.34	-3.34	-3.34
Worcester, MA	CO	Maintenance	100	0.00	0.03	-1.77	-1.80	-1.80	-1.80	-1.80	-1.80	-1.80	-1.80
Yakima County, WA	PM ₁₀	Maintenance	100	0.00	0.01	-0.71	-0.72	-0.72	-0.72	-0.72	-0.72	-0.72	-0.72
Yakima, WA	CO	Maintenance	100	0.00	0.01	-0.34	-0.34	-0.34	-0.34	-0.34	-0.34	-0.34	-0.34
York, PA	Ozone	Maintenance	100	0.00	0.10	-6.56	-6.67	-6.67	-6.67	-6.67	-6.67	-6.67	-6.67
York, PA	PM _{2.5}	Nonattainment	100	0.00	0.10	-6.56	-6.67	-6.67	-6.67	-6.67	-6.67	-6.67	-6.67
Youngstown-Warren-Sharon, OH-PA	Ozone	Maintenance	100	0.00	0.11	-6.95	-7.06	-7.06	-7.06	-7.06	-7.06	-7.06	-7.06
Yuma, AZ	PM ₁₀	Moderate	100	0.00	0.03	-1.64	-1.67	-1.67	-1.67	-1.67	-1.67	-1.67	-1.67

^{a/} Negative emissions changes indicate reductions; positive emissions changes are increases. Values of less than 0.005 tons/year are rounded to zero.

^{b/} Preferred Alternative

^{c/} Pollutants for which the area is designated nonattainment or maintenance as of 2010. Source: 40 CFR 81.

^{d/} Emissions thresholds in tons/year of: CO in CO maintenance and nonattainment areas; VOC or NO_x in ozone maintenance and nonattainment areas; primary PM_{2.5} in PM_{2.5} maintenance and nonattainment areas; primary PM₁₀ in PM₁₀ maintenance and nonattainment areas; and SO₂ in SO₂ maintenance and nonattainment areas. Source: 40 CFR § 93.153. These thresholds are provided for information only; a general conformity determination is not required for the proposed actions. (See section 3.3.1.)

Source: EPA (U.S. Environmental Protection Agency). 2010. The Green Book Nonattainment Areas. Washington, District of Columbia. Last Revised: June 16, 2010. U.S. Environmental Protection Agency. Available: <http://www.epa.gov/oaqps001/greenbk/>. Accessed: August 6, 2010.

Table D1-4 Emission Changes <u>a/</u> by Nonattainment Area with Alternative Standards for HD Vehicles Acrolein 2018														
Nonattainment Area	Pollutant	Status <u>c/</u>	General Conformity Threshold <u>d/</u>	Emissions Changes for Proposed Alternatives (tons/year)										
				Alt. 1	Alt. 2	Alt. 3	Alt. 4	Alt. 6A	Alt. 5	Alt. 6 <u>b/</u>	Alt. 7	Alt. 6B	Alt. 8	
				No Action	Engine Only	Class 8 Tractors	Engines & Classes 7-8 Tractors	15% below Preferred Alternative Stringency	Engines, Classes 7-8 Tractors, & Classes 2b-3	Engines, Tractors, & Classes 2b-8	Engines, Tractors, & Truck, & Trailers	20% above Preferred Alternative Stringency	Accelerated Hybrid Adoption	
Addison Township (Gallia County), OH	SO _x	Maintenance	100	0.00	0.00	0.00	0.00	0.00	0.00	0.00	0.00	0.00	0.00	0.00
Ajo (Pima County), AZ	PM ₁₀	Moderate	100	0.00	0.00	0.00	0.00	0.00	0.00	0.00	0.00	0.00	0.00	0.00
Ajo (Pima County), AZ	SO _x	Maintenance	100	0.00	0.00	0.00	0.00	0.00	0.00	0.00	0.00	0.00	0.00	0.00
Albany-Schenectady-Troy, NY	Ozone	Former Subpart 1	50	0.00	0.01	-0.42	-0.43	-0.43	-0.43	-0.43	-0.43	-0.43	-0.43	-0.43
Albuquerque, NM	CO	Maintenance	100	0.00	0.00	-0.19	-0.20	-0.20	-0.20	-0.20	-0.20	-0.20	-0.20	-0.20
Allegan County, MI	Ozone	Former Subpart 1	50	0.00	0.00	-0.05	-0.05	-0.05	-0.05	-0.05	-0.05	-0.05	-0.05	-0.05
Allentown-Bethlehem-Easton, PA	Ozone	Maintenance	100	0.00	0.00	-0.19	-0.20	-0.20	-0.20	-0.20	-0.20	-0.20	-0.20	-0.20
Altoona, PA	Ozone	Maintenance	100	0.00	0.00	-0.03	-0.04	-0.04	-0.04	-0.04	-0.04	-0.04	-0.04	-0.04
Amador and Calveras Counties (Central Mountain), CA	Ozone	Former Subpart 1	50	0.00	0.00	-0.05	-0.05	-0.05	-0.05	-0.05	-0.05	-0.05	-0.05	-0.05
Anchorage, AK	CO	Maintenance	100	0.00	0.00	-0.05	-0.05	-0.05	-0.05	-0.05	-0.05	-0.05	-0.05	-0.05
Anthony, NM	PM ₁₀	Moderate	100	0.00	0.00	0.00	0.00	0.00	0.00	0.00	0.00	0.00	0.00	0.00
Armstrong County, PA	SO _x	Nonattainment	100	0.00	0.00	0.00	0.00	0.00	0.00	0.00	0.00	0.00	0.00	0.00
Aspen, CO	PM ₁₀	Maintenance	100	0.00	0.00	0.00	0.00	0.00	0.00	0.00	0.00	0.00	0.00	0.00
Atlanta, GA	Ozone	Moderate	50	0.00	0.06	-4.31	-4.39	-4.39	-4.39	-4.39	-4.39	-4.38	-4.39	-4.38
Atlanta, GA	PM _{2.5}	Nonattainment	100	0.00	0.06	-4.31	-4.39	-4.39	-4.39	-4.39	-4.39	-4.38	-4.39	-4.38
Atlantic City, NJ	CO	Maintenance	100	0.00	0.00	-0.02	-0.02	-0.02	-0.02	-0.02	-0.02	-0.02	-0.02	-0.02
Bakersfield, CA	CO	Maintenance	100	0.00	0.00	-0.14	-0.14	-0.14	-0.14	-0.14	-0.14	-0.14	-0.14	-0.14
Baltimore, MD	CO	Maintenance	100	0.00	0.03	-1.94	-1.98	-1.98	-1.98	-1.98	-1.98	-1.98	-1.98	-1.98
Baltimore, MD	Ozone	Moderate	50	0.00	0.03	-1.94	-1.98	-1.98	-1.98	-1.98	-1.98	-1.98	-1.98	-1.98
Baltimore, MD	PM _{2.5}	Nonattainment	100	0.00	0.03	-1.94	-1.98	-1.98	-1.98	-1.98	-1.98	-1.98	-1.98	-1.98
Baton Rouge, LA	Ozone	Moderate	50	0.00	0.00	-0.23	-0.24	-0.24	-0.24	-0.24	-0.24	-0.24	-0.24	-0.24
Beaumont-Port Arthur, TX	Ozone	Moderate	50	0.00	0.00	-0.13	-0.14	-0.14	-0.14	-0.14	-0.14	-0.14	-0.14	-0.14
Benton County, TN	SO _x	Maintenance	100	0.00	0.00	0.00	0.00	0.00	0.00	0.00	0.00	0.00	0.00	0.00
Benton Harbor, MI	Ozone	Maintenance	100	0.00	0.00	-0.06	-0.06	-0.06	-0.06	-0.06	-0.06	-0.06	-0.06	-0.06
Benzie County, MI	Ozone	Maintenance	100	0.00	0.00	-0.01	-0.01	-0.01	-0.01	-0.01	-0.01	-0.01	-0.01	-0.01
Berkeley and Jefferson Counties, WV	Ozone	Maintenance	100	0.00	0.00	-0.05	-0.05	-0.05	-0.05	-0.05	-0.05	-0.05	-0.05	-0.05
Billings, MT	CO	Maintenance	100	0.00	0.00	-0.02	-0.02	-0.02	-0.02	-0.02	-0.02	-0.02	-0.02	-0.02
Birmingham, AL	Ozone	Maintenance	100	0.00	0.01	-0.68	-0.69	-0.69	-0.69	-0.69	-0.69	-0.69	-0.69	-0.69
Birmingham, AL	PM _{2.5}	Nonattainment	100	0.00	0.01	-0.68	-0.69	-0.69	-0.69	-0.69	-0.69	-0.69	-0.69	-0.69
Boise-Northern Ada County, ID	CO	Maintenance	100	0.00	0.00	-0.21	-0.21	-0.21	-0.21	-0.21	-0.21	-0.21	-0.21	-0.21
Boise-Northern Ada County, ID	PM ₁₀	Maintenance	100	0.00	0.00	-0.21	-0.21	-0.21	-0.21	-0.21	-0.21	-0.21	-0.21	-0.21
Bonner County (Sandpoint), ID	PM ₁₀	Moderate	100	0.00	0.00	-0.01	-0.01	-0.01	-0.01	-0.01	-0.01	-0.01	-0.01	-0.01
Boston, MA	CO	Maintenance	100	0.00	0.00	-0.28	-0.29	-0.29	-0.29	-0.29	-0.29	-0.29	-0.29	-0.29
Boston-Lawrence-Worcester (eastern MA), MA	Ozone	Moderate	50	0.00	0.02	-1.68	-1.71	-1.71	-1.71	-1.71	-1.71	-1.71	-1.71	-1.71
Boston-Manchester-Portsmouth (southeast NH), NH	Ozone	Moderate	50	0.00	0.00	-0.21	-0.21	-0.21	-0.21	-0.21	-0.21	-0.21	-0.21	-0.21
Boyd County (part), KY	SO _x	Maintenance	100	0.00	0.00	0.00	0.00	0.00	0.00	0.00	0.00	0.00	0.00	0.00
Buffalo-Niagara Falls, NY	Ozone	Former Subpart 1	50	0.00	0.01	-0.38	-0.39	-0.39	-0.39	-0.39	-0.39	-0.39	-0.39	-0.39
Burlington, NJ	CO	Maintenance	100	0.00	0.00	0.00	0.00	0.00	0.00	0.00	0.00	0.00	0.00	0.00
Butte, MT	PM ₁₀	Moderate	100	0.00	0.00	-0.01	-0.01	-0.01	-0.01	-0.01	-0.01	-0.01	-0.01	-0.01
Canon City, CO	PM ₁₀	Maintenance	100	0.00	0.00	-0.01	-0.01	-0.01	-0.01	-0.01	-0.01	-0.01	-0.01	-0.01
Canton-Massillon, OH	Ozone	Maintenance	100	0.00	0.00	-0.20	-0.20	-0.20	-0.20	-0.20	-0.20	-0.20	-0.20	-0.20
Canton-Massillon, OH	PM _{2.5}	Nonattainment	100	0.00	0.00	-0.20	-0.20	-0.20	-0.20	-0.20	-0.20	-0.20	-0.20	-0.20
Case County, MI	Ozone	Maintenance	100	0.00	0.00	-0.01	-0.01	-0.01	-0.01	-0.01	-0.01	-0.01	-0.01	-0.01

Table D1-4 Emission Changes <u>a/</u> by Nonattainment Area with Alternative Standards for HD Vehicles Acrolein 2018														
Nonattainment Area	Pollutant	Status <u>c/</u>	General Conformity Threshold <u>d/</u>	Emissions Changes for Proposed Alternatives (tons/year)										
				Alt. 1	Alt. 2	Alt. 3	Alt. 4	Alt. 6A	Alt. 5	Alt. 6 <u>b/</u>	Alt. 7	Alt. 6B	Alt. 8	
				No Action	Engine Only	Class 8 Tractors	Engines & Classes 7-8 Tractors	15% below Preferred Alternative Stringency	Engines, Classes 7-8 Tractors, & Classes 2b-3	Engines, Tractors, & Classes 2b-8	Engines, Tractors, & Trailers	20% above Preferred Alternative Stringency	Accelerated Hybrid Adoption	
Center Township (Morgan County), OH	SO _x	Maintenance	100	0.00	0.00	0.00	0.00	0.00	0.00	0.00	0.00	0.00	0.00	0.00
Central Steptoe Valley (White Pine County), NV	SO _x	Maintenance	100	0.00	0.00	0.00	0.00	0.00	0.00	0.00	0.00	0.00	0.00	0.00
Charleston, WV	Ozone	Maintenance	100	0.00	0.00	-0.19	-0.19	-0.19	-0.19	-0.19	-0.19	-0.19	-0.19	-0.19
Charleston, WV	PM _{2.5}	Nonattainment	100	0.00	0.00	-0.19	-0.19	-0.19	-0.19	-0.19	-0.19	-0.19	-0.19	-0.19
Charlotte, NC	CO	Maintenance	100	0.00	0.00	-0.24	-0.24	-0.24	-0.24	-0.24	-0.24	-0.24	-0.24	-0.24
Charlotte-Gastonia-Rock Hill, NC-SC	Ozone	Moderate	50	0.00	0.01	-0.53	-0.54	-0.54	-0.54	-0.54	-0.54	-0.54	-0.54	-0.54
Chattanooga, TN-GA-AL	PM _{2.5}	Nonattainment	100	0.00	0.00	-0.18	-0.18	-0.18	-0.18	-0.18	-0.18	-0.18	-0.18	-0.18
Chattanooga, TN-GA	Ozone	Former Subpart 1	50	0.00	0.00	-0.16	-0.17	-0.17	-0.17	-0.17	-0.17	-0.17	-0.17	-0.17
Chicago-Gary-Lake County, IL-IN	Ozone	Moderate	50	0.00	0.06	-4.67	-4.76	-4.76	-4.76	-4.76	-4.76	-4.76	-4.76	-4.76
Chicago-Gary-Lake County, IL-IN	PM _{2.5}	Nonattainment	100	0.00	0.06	-4.67	-4.76	-4.76	-4.76	-4.76	-4.76	-4.76	-4.76	-4.76
Chico, CA	CO	Maintenance	100	0.00	0.00	-0.11	-0.11	-0.11	-0.11	-0.11	-0.11	-0.11	-0.11	-0.11
Chico, CA	Ozone	Former Subpart 1	50	0.00	0.00	-0.11	-0.11	-0.11	-0.11	-0.11	-0.11	-0.11	-0.11	-0.11
Cincinnati-Hamilton, OH-KY-IN	Ozone	Former Subpart 1	50	0.00	0.02	-1.28	-1.30	-1.30	-1.30	-1.30	-1.30	-1.30	-1.30	-1.30
Cincinnati-Hamilton, OH-KY-IN	PM _{2.5}	Nonattainment	100	0.00	0.02	-1.28	-1.30	-1.30	-1.30	-1.30	-1.30	-1.30	-1.30	-1.30
Clairton & 4 Boroughs, PA	PM ₁₀	Maintenance	100	0.00	0.00	0.00	0.00	0.00	0.00	0.00	0.00	0.00	0.00	0.00
Clark County, NV	PM ₁₀	Serious	70	0.00	0.01	-0.47	-0.48	-0.48	-0.48	-0.48	-0.48	-0.48	-0.48	-0.48
Clarksville-Hopkinsville, TN-KY	Ozone	Maintenance	100	0.00	0.00	-0.08	-0.09	-0.09	-0.09	-0.09	-0.09	-0.09	-0.09	-0.09
Clearfield and Indiana Counties, PA	Ozone	Maintenance	100	0.00	0.00	-0.06	-0.06	-0.06	-0.06	-0.06	-0.06	-0.06	-0.06	-0.06
Cleveland, OH	CO	Maintenance	100	0.00	0.00	-0.32	-0.33	-0.33	-0.33	-0.33	-0.33	-0.33	-0.33	-0.33
Cleveland-Akron-Lorain, OH	Ozone	Maintenance	100	0.00	0.02	-1.65	-1.68	-1.68	-1.68	-1.68	-1.68	-1.68	-1.68	-1.68
Cleveland-Akron-Lorain, OH	PM _{2.5}	Nonattainment	100	0.00	0.02	-1.65	-1.68	-1.68	-1.68	-1.68	-1.68	-1.68	-1.68	-1.68
Coachella Valley, CA	PM ₁₀	Serious	70	0.00	0.00	-0.20	-0.20	-0.20	-0.20	-0.20	-0.20	-0.20	-0.20	-0.20
Colbert County, AL	SO _x	Maintenance	100	0.00	0.00	-0.02	-0.02	-0.02	-0.02	-0.02	-0.02	-0.02	-0.02	-0.02
Colorado Springs, CO	CO	Maintenance	100	0.00	0.00	-0.19	-0.19	-0.19	-0.19	-0.19	-0.19	-0.19	-0.19	-0.19
Columbia Falls, MT	PM ₁₀	Moderate	100	0.00	0.00	0.00	0.00	0.00	0.00	0.00	0.00	0.00	0.00	0.00
Columbia, SC	Ozone	Former Subpart 1	50	0.00	0.00	-0.21	-0.22	-0.22	-0.22	-0.22	-0.22	-0.22	-0.22	-0.22
Columbus, OH	Ozone	Maintenance	100	0.00	0.01	-1.04	-1.06	-1.06	-1.06	-1.06	-1.06	-1.06	-1.06	-1.06
Columbus, OH	PM _{2.5}	Nonattainment	100	0.00	0.01	-1.04	-1.06	-1.06	-1.06	-1.06	-1.06	-1.06	-1.06	-1.06
Conewango Township (Warren County), PA	SO _x	Maintenance	100	0.00	0.00	0.00	0.00	0.00	0.00	0.00	0.00	0.00	0.00	0.00
Coso Junction, CA	PM ₁₀	Moderate	100	0.00	0.00	0.00	0.00	0.00	0.00	0.00	0.00	0.00	0.00	0.00
Cuyahoga County, OH	PM ₁₀	Maintenance	100	0.00	0.01	-0.58	-0.59	-0.59	-0.59	-0.59	-0.59	-0.59	-0.59	-0.59
Cuyahoga County, OH	SO _x	Maintenance	100	0.00	0.01	-0.58	-0.59	-0.59	-0.59	-0.59	-0.59	-0.59	-0.59	-0.59
Dallas-Fort Worth, TX	Ozone	Moderate	50	0.00	0.03	-2.21	-2.26	-2.25	-2.25	-2.25	-2.25	-2.25	-2.25	-2.25
Dayton-Springfield, OH	Ozone	Maintenance	100	0.00	0.01	-0.53	-0.54	-0.54	-0.54	-0.54	-0.54	-0.54	-0.54	-0.54
Dayton-Springfield, OH	PM _{2.5}	Nonattainment	100	0.00	0.01	-0.53	-0.54	-0.54	-0.54	-0.54	-0.54	-0.54	-0.54	-0.54
Denver Metro, CO	PM ₁₀	Maintenance	100	0.00	0.01	-0.95	-0.97	-0.97	-0.97	-0.97	-0.97	-0.97	-0.97	-0.97
Denver-Boulder, CO	CO	Maintenance	100	0.00	0.01	-0.91	-0.93	-0.93	-0.93	-0.93	-0.93	-0.93	-0.93	-0.93
Denver-Boulder-Greeley-Fort Collins-Loveland, CO	Ozone	Former Subpart 1	50	0.00	0.02	-1.15	-1.17	-1.17	-1.17	-1.17	-1.17	-1.17	-1.17	-1.17
Detroit, MI	CO	Maintenance	100	0.00	0.01	-0.54	-0.55	-0.55	-0.55	-0.55	-0.55	-0.55	-0.55	-0.55
Detroit-Ann Arbor, MI	Ozone	Maintenance	100	0.00	0.04	-3.02	-3.08	-3.07	-3.07	-3.07	-3.07	-3.07	-3.07	-3.07
Detroit-Ann Arbor, MI	PM _{2.5}	Nonattainment	100	0.00	0.04	-3.02	-3.08	-3.07	-3.07	-3.07	-3.07	-3.07	-3.07	-3.07
Door County, WI	Ozone	Former Subpart 1	50	0.00	0.00	-0.01	-0.01	-0.01	-0.01	-0.01	-0.01	-0.01	-0.01	-0.01
Douglas (Cochise County), AZ	PM ₁₀	Moderate	100	0.00	0.00	-0.02	-0.02	-0.02	-0.02	-0.02	-0.02	-0.02	-0.02	-0.02

Table D1-4 Emission Changes μ / by Nonattainment Area with Alternative Standards for HD Vehicles Acrolein 2018														
Nonattainment Area	Pollutant	Status c /	General Conformity Threshold d /	Emissions Changes for Proposed Alternatives (tons/year)										
				Alt. 1	Alt. 2	Alt. 3	Alt. 4	Alt. 6A	Alt. 5	Alt. 6 b /	Alt. 7	Alt. 6B	Alt. 8	
				No Action	Engine Only	Class 8 Tractors	Engines & Classes 7-8 Tractors	15% below Preferred Alternative Stringency	Engines, Classes 7-8 Tractors, & Classes 2b-3	Engines, Tractors, & Classes 2b-8	Engines, Tractors, & Truckers, Trailers	20% above Preferred Alternative Stringency	Accelerated Hybrid Adoption	
Douglas (Cochise County), AZ	SO _x	Maintenance	100	0.00	0.00	-0.02	-0.02	-0.02	-0.02	-0.02	-0.02	-0.02	-0.02	-0.02
Duluth, MN	CO	Maintenance	100	0.00	0.00	-0.03	-0.03	-0.03	-0.03	-0.03	-0.03	-0.03	-0.03	-0.03
Eagle River, AK	PM ₁₀	Moderate	100	0.00	0.00	0.00	0.00	0.00	0.00	0.00	0.00	0.00	0.00	0.00
East Chicago, IN	CO	Maintenance	100	0.00	0.00	-0.07	-0.07	-0.07	-0.07	-0.07	-0.07	-0.07	-0.07	-0.07
East Chicago, IN	PM ₁₀	Maintenance	100	0.00	0.00	-0.07	-0.07	-0.07	-0.07	-0.07	-0.07	-0.07	-0.07	-0.07
East Helena Area (Lewis and Clark County), MT	SO _x	Nonattainment	100	0.00	0.00	0.00	0.00	0.00	0.00	0.00	0.00	0.00	0.00	0.00
El Paso County, TX	PM ₁₀	Moderate	100	0.00	0.00	-0.16	-0.16	-0.16	-0.16	-0.16	-0.16	-0.16	-0.16	-0.16
El Paso, TX	CO	Maintenance	100	0.00	0.00	-0.01	-0.01	-0.01	-0.01	-0.01	-0.01	-0.01	-0.01	-0.01
Erie, PA	Ozone	Maintenance	100	0.00	0.00	-0.08	-0.08	-0.08	-0.08	-0.08	-0.08	-0.08	-0.08	-0.08
Essex County (Whiteface Mountain), NY	Ozone	Former Subpart 1	50	0.00	0.00	0.00	0.00	0.00	0.00	0.00	0.00	0.00	0.00	0.00
Eugene-Springfield, OR	CO	Maintenance	100	0.00	0.00	-0.15	-0.15	-0.15	-0.15	-0.15	-0.15	-0.15	-0.15	-0.15
Eugene-Springfield, OR	PM ₁₀	Moderate	100	0.00	0.00	-0.15	-0.15	-0.15	-0.15	-0.15	-0.15	-0.15	-0.15	-0.15
Evansville, IN	Ozone	Maintenance	100	0.00	0.00	-0.19	-0.20	-0.20	-0.20	-0.20	-0.20	-0.20	-0.20	-0.20
Evansville, IN	PM _{2.5}	Nonattainment	100	0.00	0.00	-0.19	-0.20	-0.20	-0.20	-0.20	-0.20	-0.20	-0.20	-0.20
Fairbanks, AK	CO	Maintenance	100	0.00	0.00	-0.01	-0.01	-0.01	-0.01	-0.01	-0.01	-0.01	-0.01	-0.01
Fayetteville, NC	Ozone	Former Subpart 1	50	0.00	0.00	-0.10	-0.10	-0.10	-0.10	-0.10	-0.10	-0.10	-0.10	-0.10
Flathead County; Whitefish and vicinity, MT	PM ₁₀	Moderate	100	0.00	0.00	0.00	0.00	0.00	0.00	0.00	0.00	0.00	0.00	0.00
Flint, MI	Ozone	Maintenance	100	0.00	0.00	-0.17	-0.18	-0.18	-0.18	-0.18	-0.18	-0.18	-0.18	-0.18
Follansbee, WV	PM ₁₀	Maintenance	100	0.00	0.00	0.00	0.00	0.00	0.00	0.00	0.00	0.00	0.00	0.00
Fort Collins, CO	CO	Maintenance	100	0.00	0.00	-0.06	-0.06	-0.06	-0.06	-0.06	-0.06	-0.06	-0.06	-0.06
Fort Hall Reservation, ID	PM ₁₀	Moderate	100	0.00	0.00	0.00	0.00	0.00	0.00	0.00	0.00	0.00	0.00	0.00
Fort Wayne, IN	Ozone	Maintenance	100	0.00	0.00	-0.12	-0.12	-0.12	-0.12	-0.12	-0.12	-0.12	-0.12	-0.12
Franklin County, PA	Ozone	Maintenance	100	0.00	0.00	-0.05	-0.05	-0.05	-0.05	-0.05	-0.05	-0.05	-0.05	-0.05
Franklin Township (Coshocton County), OH	SO _x	Maintenance	100	0.00	0.00	0.00	0.00	0.00	0.00	0.00	0.00	0.00	0.00	0.00
Frederick County, VA	Ozone	Former Subpart 1	50	0.00	0.00	-0.04	-0.04	-0.04	-0.04	-0.04	-0.04	-0.04	-0.04	-0.04
Fredericksburg, VA	Ozone	Maintenance	100	0.00	0.00	-0.13	-0.13	-0.13	-0.13	-0.13	-0.13	-0.13	-0.13	-0.13
Freehold, NJ	CO	Maintenance	100	0.00	0.00	-0.01	-0.01	-0.01	-0.01	-0.01	-0.01	-0.01	-0.01	-0.01
Fresno, CA	CO	Maintenance	100	0.00	0.00	-0.19	-0.19	-0.19	-0.19	-0.19	-0.19	-0.19	-0.19	-0.19
Grand Rapids, MI	Ozone	Maintenance	100	0.00	0.00	-0.26	-0.27	-0.27	-0.27	-0.27	-0.27	-0.27	-0.27	-0.27
Granite City, Nameoki Townships, IL	PM ₁₀	Maintenance	100	0.00	0.00	-0.01	-0.01	-0.01	-0.01	-0.01	-0.01	-0.01	-0.01	-0.01
Grant County, NM	SO _x	Maintenance	100	0.00	0.00	0.00	0.00	0.00	0.00	0.00	0.00	0.00	0.00	0.00
Grants Pass, OR	CO	Maintenance	100	0.00	0.00	-0.01	-0.01	-0.01	-0.01	-0.01	-0.01	-0.01	-0.01	-0.01
Grants Pass, OR	PM ₁₀	Maintenance	100	0.00	0.00	-0.01	-0.01	-0.01	-0.01	-0.01	-0.01	-0.01	-0.01	-0.01
Great Falls, MT	CO	Maintenance	100	0.00	0.00	-0.01	-0.01	-0.01	-0.01	-0.01	-0.01	-0.01	-0.01	-0.01
Greater Connecticut, CT	Ozone	Moderate	50	0.00	0.01	-0.55	-0.56	-0.56	-0.56	-0.56	-0.56	-0.56	-0.56	-0.56
Greeley, CO	CO	Maintenance	100	0.00	0.00	-0.04	-0.04	-0.04	-0.04	-0.04	-0.04	-0.04	-0.04	-0.04
Green Bay, WI	SO _x	Maintenance	100	0.00	0.00	-0.04	-0.04	-0.04	-0.04	-0.04	-0.04	-0.04	-0.04	-0.04
Greene County, IN	Ozone	Maintenance	100	0.00	0.00	-0.02	-0.02	-0.02	-0.02	-0.02	-0.02	-0.02	-0.02	-0.02
Greene County, PA	Ozone	Maintenance	100	0.00	0.00	-0.02	-0.02	-0.02	-0.02	-0.02	-0.02	-0.02	-0.02	-0.02
Greensboro-Winston Salem-High Point, NC	Ozone	Marginal	50	0.00	0.01	-0.80	-0.82	-0.82	-0.82	-0.82	-0.82	-0.82	-0.82	-0.82
Greensboro-Winston salem-High Point, NC	PM _{2.5}	Nonattainment	100	0.00	0.01	-0.80	-0.82	-0.82	-0.82	-0.82	-0.82	-0.82	-0.82	-0.82
Greenville-Spartanburg-Anderson, SC	Ozone	Former Subpart 1	50	0.00	0.00	-0.30	-0.31	-0.31	-0.31	-0.31	-0.31	-0.31	-0.31	-0.31
Groveland Township (Tazewell County), IL	SO _x	Maintenance	100	0.00	0.00	-0.01	-0.01	-0.01	-0.01	-0.01	-0.01	-0.01	-0.01	-0.01

Table D1-4
Emission Changes μ / by Nonattainment Area with Alternative Standards for HD Vehicles
Acrolein 2018

Nonattainment Area	Pollutant	Status c/	General Conformity Threshold d/	Emissions Changes for Proposed Alternatives (tons/year)										
				Alt. 1	Alt. 2	Alt. 3	Alt. 4	Alt. 6A	Alt. 5	Alt. 6 b/	Alt. 7	Alt. 6B	Alt. 8	
				No Action	Engine Only	Class 8 Tractors	Engines & Classes 7-8 Tractors	15% below Preferred Alternative Stringency	Engines, Classes 7-8 Tractors, & Classes 2b-3	Engines, Tractors, & Classes 2b-8	Engines, Tractors, Trucks, & Trailers	20% above Preferred Alternative Stringency	Accelerated Hybrid Adoption	
Hancock-Knox-Lincoln-Waldo Counties, ME	Ozone	Maintenance	100	0.00	0.00	-0.04	-0.04	-0.04	-0.04	-0.04	-0.04	-0.04	-0.04	-0.04
Harrisburg-Lebanon-Carlisle, PA	Ozone	Maintenance	100	0.00	0.01	-0.53	-0.54	-0.54	-0.54	-0.54	-0.54	-0.54	-0.54	-0.54
Harrisburg-Lebanon-Carlisle, PA	PM _{2.5}	Nonattainment	100	0.00	0.01	-0.53	-0.54	-0.54	-0.54	-0.54	-0.54	-0.54	-0.54	-0.54
Hartford-New Britain-Middletown, CT	CO	Maintenance	100	0.00	0.00	-0.36	-0.36	-0.36	-0.36	-0.36	-0.36	-0.36	-0.36	-0.36
Hayden (Pinal County), AZ	SO _x	Nonattainment	100	0.00	0.00	0.00	0.00	0.00	0.00	0.00	0.00	0.00	0.00	0.00
Hayden/Miami, AZ	PM ₁₀	Moderate	100	0.00	0.00	-0.01	-0.01	-0.01	-0.01	-0.01	-0.01	-0.01	-0.01	-0.01
Haywood and Swain Counties (Great Smoky Mountain NP), NC	Ozone	Maintenance	100	0.00	0.00	0.00	0.00	0.00	0.00	0.00	0.00	0.00	0.00	0.00
Hazelwood, PA	SO _x	Maintenance	100	0.00	0.00	-0.01	-0.01	-0.01	-0.01	-0.01	-0.01	-0.01	-0.01	-0.01
Hickory, NC	PM _{2.5}	Nonattainment	100	0.00	0.00	-0.06	-0.06	-0.06	-0.06	-0.06	-0.06	-0.06	-0.06	-0.06
Hickory-Morgantown-Lenoir, NC	Ozone	Former Subpart 1	50	0.00	0.00	-0.10	-0.10	-0.10	-0.10	-0.10	-0.10	-0.10	-0.10	-0.10
Hollis Township, IL	SO _x	Maintenance	100	0.00	0.00	0.00	0.00	0.00	0.00	0.00	0.00	0.00	0.00	0.00
Houston-Galveston-Brazoria, TX	Ozone	Severe	25	0.00	0.02	-1.82	-1.86	-1.86	-1.86	-1.86	-1.86	-1.86	-1.86	-1.86
Humphreys County, TN	SO _x	Maintenance	100	0.00	0.00	0.00	0.00	0.00	0.00	0.00	0.00	0.00	0.00	0.00
Huntington-Ashland, WV-KY-OH	PM _{2.5}	Nonattainment	100	0.00	0.00	-0.10	-0.10	-0.10	-0.10	-0.10	-0.10	-0.10	-0.10	-0.10
Huntington-Ashland, WV-KY	Ozone	Maintenance	100	0.00	0.00	-0.06	-0.06	-0.06	-0.06	-0.06	-0.06	-0.06	-0.06	-0.06
Huron County, MI	Ozone	Maintenance	100	0.00	0.00	-0.01	-0.01	-0.01	-0.01	-0.01	-0.01	-0.01	-0.01	-0.01
Imperial County, CA	Ozone	Moderate	50	0.00	0.00	-0.07	-0.07	-0.07	-0.07	-0.07	-0.07	-0.07	-0.07	-0.07
Imperial Valley, CA	PM ₁₀	Serious	70	0.00	0.00	-0.07	-0.07	-0.07	-0.07	-0.07	-0.07	-0.07	-0.07	-0.07
Indian Wells, CA	PM ₁₀	Maintenance	100	0.00	0.00	-0.01	-0.01	-0.01	-0.01	-0.01	-0.01	-0.01	-0.01	-0.01
Indianapolis, IN	CO	Maintenance	100	0.00	0.02	-1.17	-1.19	-1.19	-1.19	-1.19	-1.19	-1.19	-1.19	-1.19
Indianapolis, IN	Ozone	Maintenance	100	0.00	0.02	-1.17	-1.19	-1.19	-1.19	-1.19	-1.19	-1.19	-1.19	-1.19
Indianapolis, IN	PM _{2.5}	Nonattainment	100	0.00	0.02	-1.17	-1.19	-1.19	-1.19	-1.19	-1.19	-1.19	-1.19	-1.19
Jackson County, IN	Ozone	Maintenance	100	0.00	0.00	-0.03	-0.03	-0.03	-0.03	-0.03	-0.03	-0.03	-0.03	-0.03
Jamestown, NY	Ozone	Former Subpart 1	50	0.00	0.00	-0.05	-0.05	-0.05	-0.05	-0.05	-0.05	-0.05	-0.05	-0.05
Jefferson County, NY	Ozone	Moderate	50	0.00	0.00	-0.04	-0.04	-0.04	-0.04	-0.04	-0.04	-0.04	-0.04	-0.04
Jefferson County, OH	PM ₁₀	Maintenance	100	0.00	0.00	0.00	0.00	0.00	0.00	0.00	0.00	0.00	0.00	0.00
Johnson City-Kingsport-Bristol, TN	Ozone	Former Subpart 1	50	0.00	0.00	-0.07	-0.07	-0.07	-0.07	-0.07	-0.07	-0.07	-0.07	-0.07
Johnstown, PA	Ozone	Maintenance	100	0.00	0.00	-0.07	-0.08	-0.08	-0.08	-0.08	-0.08	-0.08	-0.08	-0.08
Johnstown, PA	PM _{2.5}	Nonattainment	100	0.00	0.00	-0.07	-0.08	-0.08	-0.08	-0.08	-0.08	-0.08	-0.08	-0.08
Juneau, AK	PM ₁₀	Moderate	100	0.00	0.00	0.00	0.00	0.00	0.00	0.00	0.00	0.00	0.00	0.00
Kalamazoo-Battle Creek, MI	Ozone	Maintenance	100	0.00	0.00	-0.17	-0.17	-0.17	-0.17	-0.17	-0.17	-0.17	-0.17	-0.17
Kalispell, MT	PM ₁₀	Moderate	100	0.00	0.00	-0.01	-0.01	-0.01	-0.01	-0.01	-0.01	-0.01	-0.01	-0.01
Kent and Queen Annes Counties, MD	Ozone	Maintenance	100	0.00	0.00	-0.05	-0.05	-0.05	-0.05	-0.05	-0.05	-0.05	-0.05	-0.05
Kent, WA	PM ₁₀	Maintenance	100	0.00	0.00	-0.01	-0.01	-0.01	-0.01	-0.01	-0.01	-0.01	-0.01	-0.01
Kern County (Eastern Kern), CA	Ozone	Former Subpart 1	50	0.00	0.00	-0.03	-0.03	-0.03	-0.03	-0.03	-0.03	-0.03	-0.03	-0.03
Kewaunee County, WI	Ozone	Maintenance	100	0.00	0.00	-0.01	-0.01	-0.01	-0.01	-0.01	-0.01	-0.01	-0.01	-0.01
King County, WA	PM ₁₀	Maintenance	100	0.00	0.00	0.00	0.00	0.00	0.00	0.00	0.00	0.00	0.00	0.00
Klamath Falls, OR	CO	Maintenance	100	0.00	0.00	-0.03	-0.03	-0.03	-0.03	-0.03	-0.03	-0.03	-0.03	-0.03
Klamath Falls, OR	PM ₁₀	Maintenance	100	0.00	0.00	-0.03	-0.03	-0.03	-0.03	-0.03	-0.03	-0.03	-0.03	-0.03
Knoxville, TN	Ozone	Former Subpart 1	50	0.00	0.01	-0.68	-0.69	-0.69	-0.69	-0.69	-0.69	-0.69	-0.69	-0.69
Knoxville, TN	PM _{2.5}	Nonattainment	100	0.00	0.01	-0.68	-0.69	-0.69	-0.69	-0.69	-0.69	-0.69	-0.69	-0.69
La Porte County, IN	SO _x	Maintenance	100	0.00	0.00	-0.01	-0.01	-0.01	-0.01	-0.01	-0.01	-0.01	-0.01	-0.01
LaGrande, OR	PM ₁₀	Maintenance	100	0.00	0.00	0.00	-0.01	-0.01	-0.01	-0.01	-0.01	-0.01	-0.01	-0.01

Table D1-4 Emission Changes <u>a/</u> by Nonattainment Area with Alternative Standards for HD Vehicles Acrolein 2018													
Nonattainment Area	Pollutant	Status <u>c/</u>	General Conformity Threshold <u>d/</u>	Emissions Changes for Proposed Alternatives (tons/year)									
				Alt. 1	Alt. 2	Alt. 3	Alt. 4	Alt. 6A	Alt. 5	Alt. 6 <u>b/</u>	Alt. 7	Alt. 6B	Alt. 8
				No Action	Engine Only	Class 8 Tractors	Engines & Classes 7-8 Tractors	15% below Preferred Alternative Stringency	Engines, Classes 7-8 Tractors, & Classes 2b-3	Engines, Tractors, & Classes 2b-8	Engines, Tractors, & Truckers, Trailers	20% above Preferred Alternative Stringency	Accelerated Hybrid Adoption
Lake County, IN	SO _x	Maintenance	100	0.00	0.00	-0.10	-0.10	-0.10	-0.10	-0.10	-0.10	-0.10	-0.10
Lake County, OH	SO _x	Maintenance	100	0.00	0.00	-0.01	-0.01	-0.01	-0.01	-0.01	-0.01	-0.01	-0.01
Lake County, OR	PM ₁₀	Maintenance	100	0.00	0.00	0.00	0.00	0.00	0.00	0.00	0.00	0.00	0.00
Lake Tahoe North Shore, CA	CO	Maintenance	100	0.00	0.00	-0.01	-0.01	-0.01	-0.01	-0.01	-0.01	-0.01	-0.01
Lake Tahoe South Shore, CA	CO	Maintenance	100	0.00	0.00	-0.02	-0.02	-0.02	-0.02	-0.02	-0.02	-0.02	-0.02
Lake Tahoe, NV	CO	Maintenance	100	0.00	0.00	-0.01	-0.01	-0.01	-0.01	-0.01	-0.01	-0.01	-0.01
Lamar, CO	PM ₁₀	Maintenance	100	0.00	0.00	0.00	0.00	0.00	0.00	0.00	0.00	0.00	0.00
Lame Deer, MT	PM ₁₀	Moderate	100	0.00	0.00	0.00	0.00	0.00	0.00	0.00	0.00	0.00	0.00
Lancaster, PA	Ozone	Maintenance	100	0.00	0.00	-0.29	-0.30	-0.30	-0.30	-0.30	-0.30	-0.30	-0.30
Lancaster, PA	PM _{2.5}	Nonattainment	100	0.00	0.00	-0.29	-0.30	-0.30	-0.30	-0.30	-0.30	-0.30	-0.30
Lane County, OR	PM ₁₀	Moderate	100	0.00	0.00	0.00	0.00	0.00	0.00	0.00	0.00	0.00	0.00
Lansing-East Lansing, MI	Ozone	Maintenance	100	0.00	0.00	-0.16	-0.16	-0.16	-0.16	-0.16	-0.16	-0.16	-0.16
LaPorte, IN	Ozone	Maintenance	100	0.00	0.00	-0.03	-0.03	-0.03	-0.03	-0.03	-0.03	-0.03	-0.03
Las Vegas, NV	CO	Serious	100	0.00	0.01	-0.95	-0.96	-0.96	-0.96	-0.96	-0.96	-0.96	-0.96
Las Vegas, NV	Ozone	Former Subpart 1	50	0.00	0.01	-0.95	-0.96	-0.96	-0.96	-0.96	-0.96	-0.96	-0.96
Lauderdale County, AL	SO _x	Maintenance	100	0.00	0.00	-0.03	-0.03	-0.03	-0.03	-0.03	-0.03	-0.03	-0.03
Laurel Area (Yellowstone County), MT	SO _x	Nonattainment	100	0.00	0.00	0.00	0.00	0.00	0.00	0.00	0.00	0.00	0.00
Libby, MT	PM ₁₀	Moderate	100	0.00	0.00	0.00	0.00	0.00	0.00	0.00	0.00	0.00	0.00
Libby, MT	PM _{2.5}	Nonattainment	100	0.00	0.00	0.00	0.00	0.00	0.00	0.00	0.00	0.00	0.00
Liberty-Clairton, PA	PM _{2.5}	Nonattainment	100	0.00	0.00	0.00	0.00	0.00	0.00	0.00	0.00	0.00	0.00
Lima, OH	Ozone	Maintenance	100	0.00	0.00	-0.04	-0.04	-0.04	-0.04	-0.04	-0.04	-0.04	-0.04
Longmont, CO	CO	Maintenance	100	0.00	0.00	-0.03	-0.03	-0.03	-0.03	-0.03	-0.03	-0.03	-0.03
Lorain County, OH	SO _x	Maintenance	100	0.00	0.00	-0.02	-0.02	-0.02	-0.02	-0.02	-0.02	-0.02	-0.02
Los Angeles South Coast Air Basin, CA	CO	Maintenance	100	0.00	0.33	-24.54	-24.99	-24.98	-24.98	-24.98	-24.98	-24.98	-24.98
Los Angeles South Coast Air Basin, CA	NO _x	Maintenance	100	0.00	0.33	-24.54	-24.99	-24.98	-24.98	-24.98	-24.98	-24.98	-24.98
Los Angeles South Coast Air Basin, CA	Ozone	Extreme	10	0.00	0.33	-24.54	-24.99	-24.98	-24.98	-24.98	-24.98	-24.98	-24.98
Los Angeles South Coast Air Basin, CA	PM ₁₀	Serious	70	0.00	0.33	-24.54	-24.99	-24.98	-24.98	-24.98	-24.98	-24.98	-24.98
Los Angeles South Coast Air Basin, CA	PM _{2.5}	Nonattainment	100	0.00	0.33	-24.54	-24.99	-24.98	-24.98	-24.98	-24.98	-24.98	-24.98
Los Angeles-San Bernardino Counties (western Mohave), CA	Ozone	Moderate	50	0.00	0.00	-0.22	-0.23	-0.23	-0.23	-0.23	-0.23	-0.23	-0.23
Louisville, KY-IN	Ozone	Maintenance	100	0.00	0.01	-0.74	-0.75	-0.75	-0.75	-0.75	-0.75	-0.75	-0.75
Louisville, KY-IN	PM _{2.5}	Nonattainment	100	0.00	0.01	-0.74	-0.75	-0.75	-0.75	-0.75	-0.75	-0.75	-0.75
Lowell, MA	CO	Maintenance	100	0.00	0.00	-0.04	-0.04	-0.04	-0.04	-0.04	-0.04	-0.04	-0.04
Lucas County, OH	SO _x	Maintenance	100	0.00	0.00	-0.10	-0.10	-0.10	-0.10	-0.10	-0.10	-0.10	-0.10
Lyons Township, IL	PM ₁₀	Maintenance	100	0.00	0.00	-0.02	-0.02	-0.02	-0.02	-0.02	-0.02	-0.02	-0.02
Macon, GA	Ozone	Maintenance	100	0.00	0.00	-0.14	-0.14	-0.14	-0.14	-0.14	-0.14	-0.14	-0.14
Macon, GA	PM _{2.5}	Nonattainment	100	0.00	0.00	-0.14	-0.14	-0.14	-0.14	-0.14	-0.14	-0.14	-0.14
Madison and Page Counties (Shenandoah NP), VA	Ozone	Maintenance	100	0.00	0.00	0.00	0.00	0.00	0.00	0.00	0.00	0.00	0.00
Madison, WI	SO _x	Maintenance	100	0.00	0.00	-0.08	-0.08	-0.08	-0.08	-0.08	-0.08	-0.08	-0.08
Mammoth Lake, CA	PM ₁₀	Moderate	100	0.00	0.00	0.00	0.00	0.00	0.00	0.00	0.00	0.00	0.00
Manchester, NH	CO	Maintenance	100	0.00	0.00	-0.03	-0.03	-0.03	-0.03	-0.03	-0.03	-0.03	-0.03
Manitowoc County, WI	Ozone	Former Subpart 1	50	0.00	0.00	-0.03	-0.03	-0.03	-0.03	-0.03	-0.03	-0.03	-0.03
Marion County, IN	SO _x	Maintenance	100	0.00	0.00	-0.11	-0.11	-0.11	-0.11	-0.11	-0.11	-0.11	-0.11
Mariposa and Tuolumne Counties (Southern Mountain), CA	Ozone	Former Subpart 1	50	0.00	0.00	-0.03	-0.04	-0.04	-0.04	-0.04	-0.04	-0.04	-0.04

Table D1-4 Emission Changes Δ / by Nonattainment Area with Alternative Standards for HD Vehicles Acrolein 2018													
Nonattainment Area	Pollutant	Status c/	General Conformity Threshold d/	Emissions Changes for Proposed Alternatives (tons/year)									
				Alt. 1	Alt. 2	Alt. 3	Alt. 4	Alt. 6A	Alt. 5	Alt. 6 b/	Alt. 7	Alt. 6B	Alt. 8
				No Action	Engine Only	Class 8 Tractors	Engines & Classes 7-8 Tractors	15% below Preferred Alternative Stringency	Engines, Classes 7-8 Tractors, & Classes 2b-3	Engines, Tractors, & Classes 2b-8	Engines, Tractors, & Trucks, & Trailers	20% above Preferred Alternative Stringency	Accelerated Hybrid Adoption
Martinsburg, WV-Hagerstown, MD	PM _{2.5}	Nonattainment	100	0.00	0.00	-0.10	-0.11	-0.11	-0.11	-0.11	-0.11	-0.11	-0.11
Mason County, MI	Ozone	Maintenance	100	0.00	0.00	-0.01	-0.01	-0.01	-0.01	-0.01	-0.01	-0.01	-0.01
Medford, OR	CO	Maintenance	100	0.00	0.00	-0.02	-0.02	-0.02	-0.02	-0.02	-0.02	-0.02	-0.02
Medford-Ashland, OR	PM ₁₀	Maintenance	100	0.00	0.00	-0.06	-0.06	-0.06	-0.06	-0.06	-0.06	-0.06	-0.06
Memphis, TN-AR	Ozone	Maintenance	100	0.00	0.00	-0.34	-0.34	-0.34	-0.34	-0.34	-0.34	-0.34	-0.34
Memphis, TN	CO	Maintenance	100	0.00	0.00	-0.31	-0.31	-0.31	-0.31	-0.31	-0.31	-0.31	-0.31
Miami (Gila County), AZ	SO _x	Maintenance	100	0.00	0.00	-0.01	-0.01	-0.01	-0.01	-0.01	-0.01	-0.01	-0.01
Millinocket AQCR 109, ME	SO _x	Maintenance	100	0.00	0.00	0.00	0.00	0.00	0.00	0.00	0.00	0.00	0.00
Milwaukee, WI	SO _x	Maintenance	100	0.00	0.00	-0.18	-0.18	-0.18	-0.18	-0.18	-0.18	-0.18	-0.18
Milwaukee-Racine, WI	Ozone	Moderate	50	0.00	0.01	-0.58	-0.59	-0.59	-0.59	-0.59	-0.59	-0.59	-0.59
Minneapolis-St Paul, MN	CO	Maintenance	100	0.00	0.02	-1.85	-1.88	-1.88	-1.88	-1.88	-1.88	-1.88	-1.88
Minneapolis-St Paul, MN	SO _x	Maintenance	100	0.00	0.02	-1.85	-1.88	-1.88	-1.88	-1.88	-1.88	-1.88	-1.88
Missoula, MT	CO	Maintenance	100	0.00	0.00	-0.04	-0.04	-0.04	-0.04	-0.04	-0.04	-0.04	-0.04
Missoula, MT	PM ₁₀	Moderate	100	0.00	0.00	-0.04	-0.04	-0.04	-0.04	-0.04	-0.04	-0.04	-0.04
Modesto, CA	CO	Maintenance	100	0.00	0.00	-0.10	-0.10	-0.10	-0.10	-0.10	-0.10	-0.10	-0.10
Mohave County, AZ	PM ₁₀	Maintenance	100	0.00	0.00	-0.03	-0.03	-0.03	-0.03	-0.03	-0.03	-0.03	-0.03
Mono Basin, CA	PM ₁₀	Moderate	100	0.00	0.00	0.00	0.00	0.00	0.00	0.00	0.00	0.00	0.00
Morenci (Greenlee County), AZ	SO _x	Maintenance	100	0.00	0.00	0.00	0.00	0.00	0.00	0.00	0.00	0.00	0.00
Morristown, NJ	CO	Maintenance	100	0.00	0.00	-0.01	-0.01	-0.01	-0.01	-0.01	-0.01	-0.01	-0.01
Muhlenberg County, KY	SO _x	Maintenance	100	0.00	0.00	-0.01	-0.01	-0.01	-0.01	-0.01	-0.01	-0.01	-0.01
Muncie, IN	Ozone	Maintenance	100	0.00	0.00	-0.04	-0.04	-0.04	-0.04	-0.04	-0.04	-0.04	-0.04
Murray County (Chattahoochee NF), GA	Ozone	Maintenance	100	0.00	0.00	0.00	0.00	0.00	0.00	0.00	0.00	0.00	0.00
Muscatine County, IA	SO _x	Maintenance	100	0.00	0.00	0.00	-0.01	-0.01	-0.01	-0.01	-0.01	-0.01	-0.01
Muskegon, MI	Ozone	Maintenance	100	0.00	0.00	-0.04	-0.04	-0.04	-0.04	-0.04	-0.04	-0.04	-0.04
Nashua, NH	CO	Maintenance	100	0.00	0.00	-0.02	-0.02	-0.02	-0.02	-0.02	-0.02	-0.02	-0.02
Nashville, TN	Ozone	Former Subpart 1	50	0.00	0.01	-0.53	-0.54	-0.54	-0.54	-0.54	-0.54	-0.54	-0.54
Nevada County (western part), CA	Ozone	Former Subpart 1	50	0.00	0.00	-0.04	-0.04	-0.04	-0.04	-0.04	-0.04	-0.04	-0.04
New Haven County, CT	PM ₁₀	Maintenance	100	0.00	0.00	-0.04	-0.04	-0.04	-0.04	-0.04	-0.04	-0.04	-0.04
New Haven-Meriden-Waterbury, CT	CO	Maintenance	100	0.00	0.00	-0.26	-0.27	-0.27	-0.27	-0.27	-0.27	-0.27	-0.27
New Manchester-Grant Magisterial District (Hancock County), WV	SO _x	Maintenance	100	0.00	0.00	0.00	0.00	0.00	0.00	0.00	0.00	0.00	0.00
New York County, NY	PM ₁₀	Moderate	100	0.00	0.00	-0.15	-0.16	-0.16	-0.16	-0.16	-0.16	-0.16	-0.16
New York-N. New Jersey-Long Island, NY-NJ-CT	CO	Maintenance	100	0.00	0.10	-7.49	-7.63	-7.63	-7.63	-7.63	-7.63	-7.63	-7.63
New York-N. New Jersey-Long Island, NY-NJ-CT	PM _{2.5}	Nonattainment	100	0.00	0.10	-7.49	-7.63	-7.63	-7.63	-7.63	-7.63	-7.63	-7.63
New York-northern New Jersey-Long Island, NY-NJ-CT	Ozone	Moderate	50	0.00	0.07	-4.85	-4.94	-4.94	-4.94	-4.94	-4.94	-4.94	-4.94
Nogales, AZ	PM ₁₀	Moderate	100	0.00	0.00	-0.01	-0.01	-0.01	-0.01	-0.01	-0.01	-0.01	-0.01
Norfolk-Virginia Beach-Newport News, VA	Ozone	Maintenance	100	0.00	0.01	-0.52	-0.53	-0.53	-0.53	-0.53	-0.53	-0.53	-0.53
Ogden, UT	CO	Maintenance	100	0.00	0.00	-0.05	-0.05	-0.05	-0.05	-0.05	-0.05	-0.05	-0.05
Ogden, UT	PM ₁₀	Moderate	100	0.00	0.00	-0.05	-0.05	-0.05	-0.05	-0.05	-0.05	-0.05	-0.05
Oglesby, IL	PM ₁₀	Maintenance	100	0.00	0.00	0.00	0.00	0.00	0.00	0.00	0.00	0.00	0.00
Olmsted County, MN	PM ₁₀	Maintenance	100	0.00	0.00	-0.01	-0.01	-0.01	-0.01	-0.01	-0.01	-0.01	-0.01
Olympia, Tumwater, Lacey, WA	PM ₁₀	Maintenance	100	0.00	0.00	-0.03	-0.03	-0.03	-0.03	-0.03	-0.03	-0.03	-0.03
Owens Valley, CA	PM ₁₀	Serious	70	0.00	0.00	0.00	0.00	0.00	0.00	0.00	0.00	0.00	0.00
Pagosa Springs, CO	PM ₁₀	Maintenance	100	0.00	0.00	0.00	0.00	0.00	0.00	0.00	0.00	0.00	0.00

Table D1-4 Emission Changes μ / by Nonattainment Area with Alternative Standards for HD Vehicles Acrolein 2018														
Nonattainment Area	Pollutant	Status c /	General Conformity Threshold d /	Emissions Changes for Proposed Alternatives (tons/year)										
				Alt. 1	Alt. 2	Alt. 3	Alt. 4	Alt. 6A	Alt. 5	Alt. 6 b /	Alt. 7	Alt. 6B	Alt. 8	
				No Action	Engine Only	Class 8 Tractors	Engines & Classes 7-8 Tractors	15% below Preferred Alternative Stringency	Engines, Classes 7-8 Tractors, & Classes 2b-3	Engines, Tractors, & Classes 2b-8	Engines, Tractors, & Truck, & Trailers	20% above Preferred Alternative Stringency	Accelerated Hybrid Adoption	
Parkersburg-Marietta, WV-OH	Ozone	Maintenance	100	0.00	0.00	-0.10	-0.10	-0.10	-0.10	-0.10	-0.10	-0.10	-0.10	-0.10
Parkersburg-Marietta, WV-OH	PM _{2.5}	Nonattainment	100	0.00	0.00	-0.10	-0.10	-0.10	-0.10	-0.10	-0.10	-0.10	-0.10	-0.10
Payson, AZ	PM ₁₀	Maintenance	100	0.00	0.00	-0.01	-0.01	-0.01	-0.01	-0.01	-0.01	-0.01	-0.01	-0.01
Penns Grove, NJ	CO	Maintenance	100	0.00	0.00	0.00	0.00	0.00	0.00	0.00	0.00	0.00	0.00	0.00
Peoria, IL	SO _x	Maintenance	100	0.00	0.00	-0.03	-0.03	-0.03	-0.03	-0.03	-0.03	-0.03	-0.03	-0.03
Perth Amboy, NJ	CO	Maintenance	100	0.00	0.00	-0.02	-0.02	-0.02	-0.02	-0.02	-0.02	-0.02	-0.02	-0.02
Philadelphia-Camden County, PA-NJ	CO	Maintenance	100	0.00	0.00	-0.13	-0.14	-0.14	-0.14	-0.14	-0.14	-0.14	-0.14	-0.14
Phildelphia-Wilmington, PA-NY-DE	PM _{2.5}	Nonattainment	100	0.00	0.02	-1.47	-1.50	-1.50	-1.50	-1.50	-1.50	-1.50	-1.50	-1.50
Phildelphia-Wilmington-Atlantic City, PA-NY-MD-DE	Ozone	Moderate	50	0.00	0.03	-2.16	-2.20	-2.19	-2.19	-2.19	-2.19	-2.19	-2.19	-2.19
Phoenix, AZ	CO	Maintenance	100	0.00	0.04	-2.87	-2.92	-2.92	-2.92	-2.92	-2.92	-2.92	-2.92	-2.92
Phoenix, AZ	PM ₁₀	Serious	70	0.00	0.04	-2.87	-2.92	-2.92	-2.92	-2.92	-2.92	-2.92	-2.92	-2.92
Phoenix-Mesa, AZ	Ozone	Former Subpart 1	50	0.00	0.02	-1.46	-1.49	-1.49	-1.49	-1.49	-1.49	-1.49	-1.49	-1.49
Pierce County, WA	PM ₁₀	Maintenance	100	0.00	0.00	0.00	0.00	0.00	0.00	0.00	0.00	0.00	0.00	0.00
Pinehurst, ID	PM ₁₀	Moderate	100	0.00	0.00	0.00	0.00	0.00	0.00	0.00	0.00	0.00	0.00	0.00
Pittsburgh, PA	CO	Maintenance	100	0.00	0.00	-0.01	-0.01	-0.01	-0.01	-0.01	-0.01	-0.01	-0.01	-0.01
Pittsburgh-Beaver Valley, PA	Ozone	Former Subpart 1	50	0.00	0.02	-1.28	-1.31	-1.30	-1.30	-1.30	-1.30	-1.30	-1.30	-1.30
Pittsburgh-Beaver Valley, PA	PM _{2.5}	Nonattainment	100	0.00	0.02	-1.28	-1.31	-1.30	-1.30	-1.30	-1.30	-1.30	-1.30	-1.30
Polk County, TN	SO _x	Maintenance	100	0.00	0.00	-0.01	-0.01	-0.01	-0.01	-0.01	-0.01	-0.01	-0.01	-0.01
Polson, MT	PM ₁₀	Moderate	100	0.00	0.00	0.00	0.00	0.00	0.00	0.00	0.00	0.00	0.00	0.00
Portland, ME	Ozone	Maintenance	100	0.00	0.00	-0.18	-0.19	-0.19	-0.19	-0.19	-0.19	-0.19	-0.19	-0.19
Portland, OR	CO	Maintenance	100	0.00	0.01	-0.38	-0.39	-0.39	-0.39	-0.39	-0.39	-0.39	-0.39	-0.39
Portneuf Valley, ID	PM ₁₀	Maintenance	100	0.00	0.00	-0.01	-0.01	-0.01	-0.01	-0.01	-0.01	-0.01	-0.01	-0.01
Poughkeepsie, NY	Ozone	Moderate	50	0.00	0.01	-0.43	-0.44	-0.44	-0.44	-0.44	-0.44	-0.44	-0.44	-0.44
Presque Isle, ME	PM ₁₀	Maintenance	100	0.00	0.00	0.00	0.00	0.00	0.00	0.00	0.00	0.00	0.00	0.00
Providence (entire State), RI	Ozone	Moderate	50	0.00	0.00	-0.32	-0.33	-0.33	-0.33	-0.33	-0.33	-0.33	-0.33	-0.33
Provo, UT	CO	Maintenance	100	0.00	0.00	-0.05	-0.05	-0.05	-0.05	-0.05	-0.05	-0.05	-0.05	-0.05
Raleigh-Durham, NC	CO	Maintenance	100	0.00	0.01	-0.42	-0.42	-0.42	-0.42	-0.42	-0.42	-0.42	-0.42	-0.42
Raleigh-Durham-Chapel Hill, NC	Ozone	Maintenance	100	0.00	0.01	-0.57	-0.58	-0.58	-0.58	-0.58	-0.58	-0.58	-0.58	-0.58
Ramsey County, MN	PM ₁₀	Maintenance	100	0.00	0.00	0.00	0.00	0.00	0.00	0.00	0.00	0.00	0.00	0.00
Reading, PA	Ozone	Maintenance	100	0.00	0.00	-0.22	-0.22	-0.22	-0.22	-0.22	-0.22	-0.22	-0.22	-0.22
Reading, PA	PM _{2.5}	Nonattainment	100	0.00	0.00	-0.22	-0.22	-0.22	-0.22	-0.22	-0.22	-0.22	-0.22	-0.22
Reno, NV	CO	Maintenance	100	0.00	0.00	-0.08	-0.08	-0.08	-0.08	-0.08	-0.08	-0.08	-0.08	-0.08
Rhineland (Oneida County), WI	SO _x	Maintenance	100	0.00	0.00	0.00	0.00	0.00	0.00	0.00	0.00	0.00	0.00	0.00
Richmond-Petersburg, VA	Ozone	Maintenance	100	0.00	0.01	-0.40	-0.41	-0.41	-0.41	-0.41	-0.41	-0.41	-0.41	-0.41
Rillito, AZ	PM ₁₀	Moderate	100	0.00	0.00	-0.01	-0.02	-0.02	-0.02	-0.02	-0.02	-0.02	-0.02	-0.02
Riverside County (Coachella Valley), CA	Ozone	Severe	25	0.00	0.00	-0.20	-0.20	-0.20	-0.20	-0.20	-0.20	-0.20	-0.20	-0.20
Roanoke, VA	Ozone	Former Subpart 1	50	0.00	0.00	-0.09	-0.09	-0.09	-0.09	-0.09	-0.09	-0.09	-0.09	-0.09
Rochester (Olmsted County), MN	SO _x	Maintenance	100	0.00	0.00	-0.03	-0.03	-0.03	-0.03	-0.03	-0.03	-0.03	-0.03	-0.03
Rochester, NY	Ozone	Former Subpart 1	50	0.00	0.01	-0.44	-0.45	-0.45	-0.45	-0.45	-0.45	-0.45	-0.45	-0.45
Rocky Mount, NC	Ozone	Maintenance	100	0.00	0.00	-0.06	-0.06	-0.06	-0.06	-0.06	-0.06	-0.06	-0.06	-0.06
Rome, GA	PM _{2.5}	Nonattainment	100	0.00	0.00	-0.04	-0.04	-0.04	-0.04	-0.04	-0.04	-0.04	-0.04	-0.04
Ronan, MT	PM ₁₀	Moderate	100	0.00	0.00	0.00	0.00	0.00	0.00	0.00	0.00	0.00	0.00	0.00
Rothschild, Rib Mountain, Weston (Marathon County), WI	SO _x	Maintenance	100	0.00	0.00	0.00	0.00	0.00	0.00	0.00	0.00	0.00	0.00	0.00

Table D1-4 Emission Changes μ / by Nonattainment Area with Alternative Standards for HD Vehicles Acrolein 2018														
Nonattainment Area	Pollutant	Status c /	General Conformity Threshold d /	Emissions Changes for Proposed Alternatives (tons/year)										
				Alt. 1	Alt. 2	Alt. 3	Alt. 4	Alt. 6A	Alt. 5	Alt. 6 b /	Alt. 7	Alt. 6B	Alt. 8	
				No Action	Engine Only	Class 8 Tractors	Engines & Classes 7-8 Tractors	15% below Preferred Alternative Stringency	Engines, Classes 7-8 Tractors, & Classes 2b-3	Engines, Tractors, & Classes 2b-8	Engines, Tractors, & Truck, & Trailers	20% above Preferred Alternative Stringency	Accelerated Hybrid Adoption	
Sacramento County, CA	PM ₁₀	Moderate	100	0.00	0.01	-0.46	-0.47	-0.47	-0.47	-0.47	-0.47	-0.47	-0.47	-0.47
Sacramento Metro, CA	Ozone	Severe	25	0.00	0.01	-0.82	-0.84	-0.84	-0.84	-0.84	-0.84	-0.84	-0.84	-0.84
Sacramento, CA	CO	Maintenance	100	0.00	0.01	-0.51	-0.52	-0.52	-0.52	-0.52	-0.52	-0.52	-0.52	-0.52
Salem, OR	CO	Maintenance	100	0.00	0.00	-0.04	-0.04	-0.04	-0.04	-0.04	-0.04	-0.04	-0.04	-0.04
Salt Lake City, UT	CO	Maintenance	100	0.00	0.00	-0.07	-0.07	-0.07	-0.07	-0.07	-0.07	-0.07	-0.07	-0.07
Salt Lake County, UT	PM ₁₀	Moderate	100	0.00	0.01	-0.67	-0.68	-0.68	-0.68	-0.68	-0.68	-0.68	-0.68	-0.68
Salt Lake County, UT	SO _x	Nonattainment	100	0.00	0.01	-0.67	-0.68	-0.68	-0.68	-0.68	-0.68	-0.68	-0.68	-0.68
San Antonio, TX	Ozone	Former Subpart 1	50	0.00	0.01	-0.60	-0.61	-0.61	-0.61	-0.61	-0.61	-0.61	-0.61	-0.61
San Bernardino County, CA	PM ₁₀	Moderate	100	0.00	0.00	-0.14	-0.14	-0.14	-0.14	-0.14	-0.14	-0.14	-0.14	-0.14
San Diego, CA	CO	Maintenance	100	0.00	0.04	-2.60	-2.65	-2.65	-2.65	-2.65	-2.65	-2.65	-2.65	-2.65
San Diego, CA	Ozone	Former Subpart 1	50	0.00	0.04	-2.60	-2.65	-2.65	-2.65	-2.65	-2.65	-2.65	-2.65	-2.65
San Francisco Bay Area, CA	Ozone	Marginal	50	0.00	0.03	-2.04	-2.08	-2.08	-2.08	-2.08	-2.08	-2.08	-2.08	-2.08
San Francisco-Oakland-San Jose, CA	CO	Maintenance	100	0.00	0.03	-2.32	-2.36	-2.36	-2.36	-2.36	-2.36	-2.36	-2.36	-2.36
San Joaquin Valley, CA	Ozone	Extreme	10	0.00	0.06	-4.25	-4.32	-4.32	-4.32	-4.32	-4.32	-4.32	-4.32	-4.32
San Joaquin Valley, CA	PM ₁₀	Maintenance	100	0.00	0.06	-4.25	-4.32	-4.32	-4.32	-4.32	-4.32	-4.32	-4.32	-4.32
San Joaquin Valley, CA	PM _{2.5}	Nonattainment	100	0.00	0.06	-4.25	-4.32	-4.32	-4.32	-4.32	-4.32	-4.32	-4.32	-4.32
San Manuel (Pinal County), AZ	SO _x	Maintenance	100	0.00	0.00	-0.01	-0.01	-0.01	-0.01	-0.01	-0.01	-0.01	-0.01	-0.01
Sanders County (part);Thompson Falls and vicinity, MT	PM ₁₀	Moderate	100	0.00	0.00	0.00	0.00	0.00	0.00	0.00	0.00	0.00	0.00	0.00
Scranton-Wilkes Barre, PA	Ozone	Maintenance	100	0.00	0.00	-0.22	-0.23	-0.23	-0.23	-0.23	-0.23	-0.23	-0.23	-0.23
Seattle-Tacoma, WA	CO	Maintenance	100	0.00	0.01	-0.96	-0.98	-0.98	-0.98	-0.98	-0.98	-0.98	-0.98	-0.98
Sheboygan, WI	Ozone	Moderate	50	0.00	0.00	-0.04	-0.04	-0.04	-0.04	-0.04	-0.04	-0.04	-0.04	-0.04
Sheridan, WY	PM ₁₀	Moderate	100	0.00	0.00	-0.01	-0.01	-0.01	-0.01	-0.01	-0.01	-0.01	-0.01	-0.01
Shoshone County, ID	PM ₁₀	Moderate	100	0.00	0.00	0.00	0.00	0.00	0.00	0.00	0.00	0.00	0.00	0.00
Somerville, NJ	CO	Maintenance	100	0.00	0.00	-0.01	-0.01	-0.01	-0.01	-0.01	-0.01	-0.01	-0.01	-0.01
South Bend-Elkhart, IN	Ozone	Maintenance	100	0.00	0.00	-0.15	-0.15	-0.15	-0.15	-0.15	-0.15	-0.15	-0.15	-0.15
Southeast Chicago, IL	PM ₁₀	Maintenance	100	0.00	0.00	-0.06	-0.06	-0.06	-0.06	-0.06	-0.06	-0.06	-0.06	-0.06
Spokane County, WA	PM ₁₀	Maintenance	100	0.00	0.00	-0.10	-0.10	-0.10	-0.10	-0.10	-0.10	-0.10	-0.10	-0.10
Spokane, WA	CO	Maintenance	100	0.00	0.00	-0.10	-0.10	-0.10	-0.10	-0.10	-0.10	-0.10	-0.10	-0.10
Springfield (western MA), MA	Ozone	Moderate	50	0.00	0.00	-0.29	-0.30	-0.30	-0.30	-0.30	-0.30	-0.30	-0.30	-0.30
Springfield, MA	CO	Maintenance	100	0.00	0.00	-0.05	-0.05	-0.05	-0.05	-0.05	-0.05	-0.05	-0.05	-0.05
St Louis, MO	CO	Maintenance	100	0.00	0.00	-0.32	-0.32	-0.32	-0.32	-0.32	-0.32	-0.32	-0.32	-0.32
St Louis, MO-IL	Ozone	Moderate	50	0.00	0.01	-0.99	-1.01	-1.01	-1.01	-1.01	-1.01	-1.01	-1.01	-1.01
St. Louis, MO-IL	PM _{2.5}	Nonattainment	100	0.00	0.01	-0.98	-1.00	-1.00	-1.00	-1.00	-1.00	-1.00	-1.00	-1.00
State College, PA	Ozone	Maintenance	100	0.00	0.00	-0.05	-0.06	-0.06	-0.06	-0.06	-0.06	-0.06	-0.06	-0.06
Steamboat Springs, CO	PM ₁₀	Maintenance	100	0.00	0.00	-0.01	-0.01	-0.01	-0.01	-0.01	-0.01	-0.01	-0.01	-0.01
Steubenville & Mingo Junction, OH	SO _x	Maintenance	100	0.00	0.00	-0.01	-0.01	-0.01	-0.01	-0.01	-0.01	-0.01	-0.01	-0.01
Steubenville-Weirton, OH-WV	Ozone	Maintenance	100	0.00	0.00	-0.07	-0.07	-0.07	-0.07	-0.07	-0.07	-0.07	-0.07	-0.07
Steubenville-Weirton, OH-WV	PM _{2.5}	Nonattainment	100	0.00	0.00	-0.07	-0.07	-0.07	-0.07	-0.07	-0.07	-0.07	-0.07	-0.07
Stockton, CA	CO	Maintenance	100	0.00	0.00	-0.14	-0.15	-0.15	-0.15	-0.15	-0.15	-0.15	-0.15	-0.15
Sutter County (Sutter Buttes), CA	Ozone	Former Subpart 1	50	0.00	0.00	0.00	0.00	0.00	0.00	0.00	0.00	0.00	0.00	0.00
Syracuse, NY	CO	Maintenance	100	0.00	0.00	-0.17	-0.17	-0.17	-0.17	-0.17	-0.17	-0.17	-0.17	-0.17
Telluride, CO	PM ₁₀	Maintenance	100	0.00	0.00	0.00	0.00	0.00	0.00	0.00	0.00	0.00	0.00	0.00
Terre Haute, IN	Ozone	Maintenance	100	0.00	0.00	-0.05	-0.05	-0.05	-0.05	-0.05	-0.05	-0.05	-0.05	-0.05

Table D1-4 Emission Changes ^{a/} by Nonattainment Area with Alternative Standards for HD Vehicles Acrolein 2018														
Nonattainment Area	Pollutant	Status ^{c/}	General Conformity Threshold ^{d/}	Emissions Changes for Proposed Alternatives (tons/year)										
				Alt. 1	Alt. 2	Alt. 3	Alt. 4	Alt. 6A	Alt. 5	Alt. 6 ^{b/}	Alt. 7	Alt. 6B	Alt. 8	
				No Action	Engine Only	Class 8 Tractors	Engines & Classes 7-8 Tractors	15% below Preferred Alternative Stringency	Engines, Classes 7-8 Tractors, & Classes 2b-3	Engines, Tractors, & Classes 2b-8	Engines, Tractors, & Truck, & Trailers	20% above Preferred Alternative Stringency	Accelerated Hybrid Adoption	
Tioga County, PA	Ozone	Maintenance	100	0.00	0.00	-0.02	-0.02	-0.02	-0.02	-0.02	-0.02	-0.02	-0.02	-0.02
Toledo, OH	Ozone	Maintenance	100	0.00	0.00	-0.18	-0.19	-0.19	-0.19	-0.19	-0.19	-0.19	-0.19	-0.19
Toms River, NJ	CO	Maintenance	100	0.00	0.00	-0.03	-0.03	-0.03	-0.03	-0.03	-0.03	-0.03	-0.03	-0.03
Tooele County, UT	SO _x	Nonattainment	100	0.00	0.00	-0.03	-0.03	-0.03	-0.03	-0.03	-0.03	-0.03	-0.03	-0.03
Trenton, NJ	CO	Maintenance	100	0.00	0.00	-0.03	-0.03	-0.03	-0.03	-0.03	-0.03	-0.03	-0.03	-0.03
Trona, CA	PM ₁₀	Moderate	100	0.00	0.00	0.00	0.00	0.00	0.00	0.00	0.00	0.00	0.00	0.00
Tucson, AZ	CO	Maintenance	100	0.00	0.00	-0.32	-0.32	-0.32	-0.32	-0.32	-0.32	-0.32	-0.32	-0.32
Utah County, UT	PM ₁₀	Moderate	100	0.00	0.00	-0.15	-0.16	-0.16	-0.16	-0.16	-0.16	-0.16	-0.16	-0.16
Vancouver, WA	CO	Maintenance	100	0.00	0.00	-0.10	-0.10	-0.10	-0.10	-0.10	-0.10	-0.10	-0.10	-0.10
Ventura County, CA	Ozone	Serious	50	0.00	0.00	-0.26	-0.27	-0.27	-0.27	-0.27	-0.27	-0.27	-0.27	-0.27
Vermillion County, IN	PM ₁₀	Maintenance	100	0.00	0.00	0.00	0.00	0.00	0.00	0.00	0.00	0.00	0.00	0.00
Vigo County, IN	SO _x	Maintenance	100	0.00	0.00	-0.05	-0.05	-0.05	-0.05	-0.05	-0.05	-0.05	-0.05	-0.05
Wallula, WA	PM ₁₀	Maintenance	100	0.00	0.00	0.00	0.00	0.00	0.00	0.00	0.00	0.00	0.00	0.00
Waltham, MA	CO	Maintenance	100	0.00	0.00	-0.02	-0.02	-0.02	-0.02	-0.02	-0.02	-0.02	-0.02	-0.02
Warren County, NJ	SO _x	Maintenance	100	0.00	0.00	-0.01	-0.01	-0.01	-0.01	-0.01	-0.01	-0.01	-0.01	-0.01
Warren County, PA	SO _x	Nonattainment	100	0.00	0.00	0.00	0.00	0.00	0.00	0.00	0.00	0.00	0.00	0.00
Washington County (Hagerstown), MD	Ozone	Former Subpart 1	50	0.00	0.00	-0.07	-0.07	-0.07	-0.07	-0.07	-0.07	-0.07	-0.07	-0.07
Washington, DC-MD-VA	CO	Maintenance	100	0.00	0.05	-3.94	-4.01	-4.01	-4.01	-4.01	-4.01	-4.01	-4.01	-4.01
Washington, DC-MD-VA	Ozone	Moderate	50	0.00	0.05	-3.94	-4.01	-4.01	-4.01	-4.01	-4.01	-4.01	-4.01	-4.01
Washington, DC-MD-VA	PM _{2.5}	Nonattainment	100	0.00	0.05	-3.94	-4.01	-4.01	-4.01	-4.01	-4.01	-4.01	-4.01	-4.01
Washoe County, NV	PM ₁₀	Serious	70	0.00	0.00	-0.08	-0.08	-0.08	-0.08	-0.08	-0.08	-0.08	-0.08	-0.08
Waterford Township (Washington County), OH	SO _x	Maintenance	100	0.00	0.00	0.00	0.00	0.00	0.00	0.00	0.00	0.00	0.00	0.00
Wayne County, IN	SO _x	Maintenance	100	0.00	0.00	-0.02	-0.03	-0.03	-0.03	-0.03	-0.03	-0.03	-0.03	-0.03
Wayne County, MI	PM ₁₀	Maintenance	100	0.00	0.00	-0.02	-0.02	-0.02	-0.02	-0.02	-0.02	-0.02	-0.02	-0.02
Weirton, WV	PM ₁₀	Maintenance	100	0.00	0.00	-0.01	-0.01	-0.01	-0.01	-0.01	-0.01	-0.01	-0.01	-0.01
Weirton, WV	SO _x	Maintenance	100	0.00	0.00	-0.01	-0.01	-0.01	-0.01	-0.01	-0.01	-0.01	-0.01	-0.01
Wheeling, WV-OH	Ozone	Maintenance	100	0.00	0.00	-0.10	-0.10	-0.10	-0.10	-0.10	-0.10	-0.10	-0.10	-0.10
Wheeling, WV-OH	PM _{2.5}	Nonattainment	100	0.00	0.00	-0.10	-0.10	-0.10	-0.10	-0.10	-0.10	-0.10	-0.10	-0.10
Winston-Salem, NC	CO	Maintenance	100	0.00	0.00	-0.13	-0.14	-0.14	-0.14	-0.14	-0.14	-0.14	-0.14	-0.14
Worcester, MA	CO	Maintenance	100	0.00	0.00	-0.07	-0.07	-0.07	-0.07	-0.07	-0.07	-0.07	-0.07	-0.07
Yakima County, WA	PM ₁₀	Maintenance	100	0.00	0.00	-0.03	-0.03	-0.03	-0.03	-0.03	-0.03	-0.03	-0.03	-0.03
Yakima, WA	CO	Maintenance	100	0.00	0.00	-0.01	-0.01	-0.01	-0.01	-0.01	-0.01	-0.01	-0.01	-0.01
York, PA	Ozone	Maintenance	100	0.00	0.00	-0.26	-0.26	-0.26	-0.26	-0.26	-0.26	-0.26	-0.26	-0.26
York, PA	PM _{2.5}	Nonattainment	100	0.00	0.00	-0.26	-0.26	-0.26	-0.26	-0.26	-0.26	-0.26	-0.26	-0.26
Youngstown-Warren-Sharon, OH-PA	Ozone	Maintenance	100	0.00	0.00	-0.22	-0.22	-0.22	-0.22	-0.22	-0.22	-0.22	-0.22	-0.22
Yuma, AZ	PM ₁₀	Moderate	100	0.00	0.00	-0.06	-0.06	-0.06	-0.06	-0.06	-0.06	-0.06	-0.06	-0.06

^{a/} Negative emissions changes indicate reductions; positive emissions changes are increases. Values of less than 0.005 tons/year are rounded to zero.

^{b/} Preferred Alternative

^{c/} Pollutants for which the area is designated nonattainment or maintenance as of 2010. Source: 40 CFR 81.

^{d/} Emissions thresholds in tons/year of: CO in CO maintenance and nonattainment areas; VOC or NO_x in ozone maintenance and nonattainment areas; primary PM_{2.5} in PM_{2.5} maintenance and nonattainment areas; primary PM₁₀ in PM₁₀ maintenance and nonattainment areas; and SO₂ in SO₂ maintenance and nonattainment areas. Source: 40 CFR § 93.153. These thresholds are provided for information only; a general conformity determination is not required for the proposed actions. (See section 3.3.1.)

Source: EPA (U.S. Environmental Protection Agency). 2010. The Green Book Nonattainment Areas. Washington, District of Columbia. Last Revised: June 16, 2010. U.S. Environmental Protection Agency. Available: <http://www.epa.gov/oaqps001/greenbk/>. Accessed: August 6, 2010.

Table D1-5 Emission Changes <u>a/</u> by Nonattainment Area with Alternative Standards for HD Vehicles Acrolein 2030														
Nonattainment Area	Pollutant	Status <u>c/</u>	General Conformity Threshold <u>d/</u>	Emissions Changes for Proposed Alternatives (tons/year)										
				Alt. 1	Alt. 2	Alt. 3	Alt. 4	Alt. 6A	Alt. 5	Alt. 6 <u>b/</u>	Alt. 7	Alt. 6B	Alt. 8	
				No Action	Engine Only	Class 8 Tractors	Engines & Classes 7-8 Tractors	15% below Preferred Alternative Stringency	Engines, Classes 7-8 Tractors, & Classes 2b-3	Engines, Tractors, & Classes 2b-8	Engines, Tractors, & Truck, & Trailers	20% above Preferred Alternative Stringency	Accelerated Hybrid Adoption	
Addison Township (Gallia County), OH	SO _x	Maintenance	100	0.00	0.00	0.00	0.00	0.00	0.00	0.00	0.00	0.00	0.00	0.00
Ajo (Pima County), AZ	PM ₁₀	Moderate	100	0.00	0.00	0.00	0.00	0.00	0.00	0.00	0.00	0.00	0.00	0.00
Ajo (Pima County), AZ	SO _x	Maintenance	100	0.00	0.00	0.00	0.00	0.00	0.00	0.00	0.00	0.00	0.00	0.00
Albany-Schenectady-Troy, NY	Ozone	Former Subpart 1	50	0.00	0.01	-0.57	-0.58	-0.58	-0.58	-0.58	-0.58	-0.58	-0.58	-0.58
Albuquerque, NM	CO	Maintenance	100	0.00	0.01	-0.45	-0.46	-0.46	-0.46	-0.46	-0.46	-0.46	-0.46	-0.46
Allegan County, MI	Ozone	Former Subpart 1	50	0.00	0.00	-0.18	-0.18	-0.18	-0.18	-0.18	-0.18	-0.18	-0.18	-0.18
Allentown-Bethlehem-Easton, PA	Ozone	Maintenance	100	0.00	0.01	-0.47	-0.48	-0.48	-0.48	-0.48	-0.48	-0.48	-0.48	-0.48
Altoona, PA	Ozone	Maintenance	100	0.00	0.00	-0.08	-0.08	-0.08	-0.08	-0.08	-0.08	-0.08	-0.08	-0.08
Amador and Calveras Counties (Central Mountain), CA	Ozone	Former Subpart 1	50	0.00	0.00	-0.09	-0.09	-0.09	-0.09	-0.09	-0.09	-0.09	-0.09	-0.09
Anchorage, AK	CO	Maintenance	100	0.00	0.00	-0.06	-0.06	-0.06	-0.06	-0.06	-0.06	-0.06	-0.06	-0.06
Anthony, NM	PM ₁₀	Moderate	100	0.00	0.00	-0.01	-0.01	-0.01	-0.01	-0.01	-0.01	-0.01	-0.01	-0.01
Armstrong County, PA	SO _x	Nonattainment	100	0.00	0.00	0.00	0.00	0.00	0.00	0.00	0.00	0.00	0.00	0.00
Aspen, CO	PM ₁₀	Maintenance	100	0.00	0.00	-0.01	-0.01	-0.01	-0.01	-0.01	-0.01	-0.01	-0.01	-0.01
Atlanta, GA	Ozone	Moderate	50	0.00	0.17	-11.61	-11.81	-11.81	-11.81	-11.81	-11.81	-11.81	-11.81	-11.81
Atlanta, GA	PM _{2.5}	Nonattainment	100	0.00	0.17	-11.61	-11.81	-11.81	-11.81	-11.81	-11.81	-11.81	-11.81	-11.81
Atlantic City, NJ	CO	Maintenance	100	0.00	0.00	-0.01	-0.01	-0.01	-0.01	-0.01	-0.01	-0.01	-0.01	-0.01
Bakersfield, CA	CO	Maintenance	100	0.00	0.00	-0.32	-0.32	-0.32	-0.32	-0.32	-0.32	-0.32	-0.32	-0.32
Baltimore, MD	CO	Maintenance	100	0.00	0.03	-2.39	-2.43	-2.43	-2.43	-2.43	-2.43	-2.43	-2.43	-2.43
Baltimore, MD	Ozone	Moderate	50	0.00	0.03	-2.39	-2.43	-2.43	-2.43	-2.43	-2.43	-2.43	-2.43	-2.43
Baltimore, MD	PM _{2.5}	Nonattainment	100	0.00	0.03	-2.39	-2.43	-2.43	-2.43	-2.43	-2.43	-2.43	-2.43	-2.43
Baton Rouge, LA	Ozone	Moderate	50	0.00	0.01	-0.61	-0.62	-0.62	-0.62	-0.62	-0.62	-0.62	-0.62	-0.62
Beaumont-Port Arthur, TX	Ozone	Moderate	50	0.00	0.01	-0.38	-0.39	-0.39	-0.39	-0.39	-0.39	-0.39	-0.39	-0.39
Benton County, TN	SO _x	Maintenance	100	0.00	0.00	0.00	0.00	0.00	0.00	0.00	0.00	0.00	0.00	0.00
Benton Harbor, MI	Ozone	Maintenance	100	0.00	0.00	-0.21	-0.21	-0.21	-0.21	-0.21	-0.21	-0.21	-0.21	-0.21
Benzie County, MI	Ozone	Maintenance	100	0.00	0.00	-0.03	-0.03	-0.03	-0.03	-0.03	-0.03	-0.03	-0.03	-0.03
Berkeley and Jefferson Counties, WV	Ozone	Maintenance	100	0.00	0.00	-0.18	-0.19	-0.19	-0.19	-0.19	-0.19	-0.19	-0.19	-0.19
Billings, MT	CO	Maintenance	100	0.00	0.00	-0.06	-0.06	-0.06	-0.06	-0.06	-0.06	-0.06	-0.06	-0.06
Birmingham, AL	Ozone	Maintenance	100	0.00	0.02	-1.40	-1.43	-1.43	-1.43	-1.43	-1.43	-1.43	-1.43	-1.43
Birmingham, AL	PM _{2.5}	Nonattainment	100	0.00	0.02	-1.40	-1.43	-1.43	-1.43	-1.43	-1.43	-1.43	-1.43	-1.43
Boise-Northern Ada County, ID	CO	Maintenance	100	0.00	0.01	-0.52	-0.53	-0.53	-0.53	-0.53	-0.53	-0.53	-0.53	-0.53
Boise-Northern Ada County, ID	PM ₁₀	Maintenance	100	0.00	0.01	-0.52	-0.53	-0.53	-0.53	-0.53	-0.53	-0.53	-0.53	-0.53
Bonner County (Sandpoint), ID	PM ₁₀	Moderate	100	0.00	0.00	-0.01	-0.01	-0.01	-0.01	-0.01	-0.01	-0.01	-0.01	-0.01
Boston, MA	CO	Maintenance	100	0.00	0.01	-0.51	-0.52	-0.52	-0.52	-0.52	-0.52	-0.52	-0.52	-0.52
Boston-Lawrence-Worcester (eastern MA), MA	Ozone	Moderate	50	0.00	0.05	-3.34	-3.40	-3.40	-3.40	-3.40	-3.40	-3.40	-3.40	-3.40
Boston-Manchester-Portsmouth (southeast NH), NH	Ozone	Moderate	50	0.00	0.01	-0.53	-0.54	-0.54	-0.54	-0.54	-0.54	-0.54	-0.54	-0.54
Boyd County (part), KY	SO _x	Maintenance	100	0.00	0.00	-0.01	-0.01	-0.01	-0.01	-0.01	-0.01	-0.01	-0.01	-0.01
Buffalo-Niagara Falls, NY	Ozone	Former Subpart 1	50	0.00	0.01	-0.54	-0.55	-0.55	-0.55	-0.55	-0.55	-0.55	-0.55	-0.55
Burlington, NJ	CO	Maintenance	100	0.00	0.00	-0.01	-0.01	-0.01	-0.01	-0.01	-0.01	-0.01	-0.01	-0.01
Butte, MT	PM ₁₀	Moderate	100	0.00	0.00	-0.02	-0.02	-0.02	-0.02	-0.02	-0.02	-0.02	-0.02	-0.02
Canon City, CO	PM ₁₀	Maintenance	100	0.00	0.00	-0.02	-0.02	-0.02	-0.02	-0.02	-0.02	-0.02	-0.02	-0.02
Canton-Massillon, OH	Ozone	Maintenance	100	0.00	0.01	-0.50	-0.51	-0.51	-0.51	-0.51	-0.51	-0.51	-0.51	-0.51
Canton-Massillon, OH	PM _{2.5}	Nonattainment	100	0.00	0.01	-0.50	-0.51	-0.51	-0.51	-0.51	-0.51	-0.51	-0.51	-0.51
Case County, MI	Ozone	Maintenance	100	0.00	0.00	-0.05	-0.05	-0.05	-0.05	-0.05	-0.05	-0.05	-0.05	-0.05

Table D1-5 Emission Changes <u>a/</u> by Nonattainment Area with Alternative Standards for HD Vehicles Acrolein 2030														
Nonattainment Area	Pollutant	Status <u>c/</u>	General Conformity Threshold <u>d/</u>	Emissions Changes for Proposed Alternatives (tons/year)										
				Alt. 1	Alt. 2	Alt. 3	Alt. 4	Alt. 6A	Alt. 5	Alt. 6 <u>b/</u>	Alt. 7	Alt. 6B	Alt. 8	
				No Action	Engine Only	Class 8 Tractors	Engines & Classes 7-8 Tractors	15% below Preferred Alternative Stringency	Engines, Classes 7-8 Tractors, & Classes 2b-3	Engines, Tractors, & Classes 2b-8	Engines, Tractors, & Trucks, & Trailers	20% above Preferred Alternative Stringency	Accelerated Hybrid Adoption	
Center Township (Morgan County), OH	SO _x	Maintenance	100	0.00	0.00	0.00	0.00	0.00	0.00	0.00	0.00	0.00	0.00	0.00
Central Steptoe Valley (White Pine County), NV	SO _x	Maintenance	100	0.00	0.00	0.00	0.00	0.00	0.00	0.00	0.00	0.00	0.00	0.00
Charleston, WV	Ozone	Maintenance	100	0.00	0.01	-0.58	-0.59	-0.59	-0.59	-0.59	-0.59	-0.59	-0.59	-0.59
Charleston, WV	PM _{2.5}	Nonattainment	100	0.00	0.01	-0.58	-0.59	-0.59	-0.59	-0.59	-0.59	-0.59	-0.59	-0.59
Charlotte, NC	CO	Maintenance	100	0.00	0.01	-0.64	-0.65	-0.65	-0.65	-0.65	-0.65	-0.65	-0.65	-0.65
Charlotte-Gastonia-Rock Hill, NC-SC	Ozone	Moderate	50	0.00	0.02	-1.46	-1.49	-1.49	-1.49	-1.49	-1.49	-1.49	-1.49	-1.49
Chattanooga, TN-GA-AL	PM _{2.5}	Nonattainment	100	0.00	0.01	-0.50	-0.51	-0.51	-0.51	-0.51	-0.51	-0.51	-0.51	-0.51
Chattanooga, TN-GA	Ozone	Former Subpart 1	50	0.00	0.01	-0.47	-0.48	-0.48	-0.48	-0.48	-0.48	-0.48	-0.48	-0.48
Chicago-Gary-Lake County, IL-IN	Ozone	Moderate	50	0.00	0.22	-15.14	-15.40	-15.40	-15.40	-15.40	-15.40	-15.40	-15.40	-15.40
Chicago-Gary-Lake County, IL-IN	PM _{2.5}	Nonattainment	100	0.00	0.22	-15.14	-15.40	-15.40	-15.40	-15.40	-15.40	-15.40	-15.40	-15.40
Chico, CA	CO	Maintenance	100	0.00	0.00	-0.20	-0.20	-0.20	-0.20	-0.20	-0.20	-0.20	-0.20	-0.20
Chico, CA	Ozone	Former Subpart 1	50	0.00	0.00	-0.20	-0.20	-0.20	-0.20	-0.20	-0.20	-0.20	-0.20	-0.20
Cincinnati-Hamilton, OH-KY-IN	Ozone	Former Subpart 1	50	0.00	0.05	-3.58	-3.65	-3.65	-3.65	-3.65	-3.65	-3.65	-3.65	-3.65
Cincinnati-Hamilton, OH-KY-IN	PM _{2.5}	Nonattainment	100	0.00	0.05	-3.58	-3.65	-3.65	-3.65	-3.65	-3.65	-3.65	-3.65	-3.65
Clairton & 4 Boroughs, PA	PM ₁₀	Maintenance	100	0.00	0.00	-0.01	-0.01	-0.01	-0.01	-0.01	-0.01	-0.01	-0.01	-0.01
Clark County, NV	PM ₁₀	Serious	70	0.00	0.00	-0.17	-0.17	-0.17	-0.17	-0.17	-0.17	-0.17	-0.17	-0.17
Clarksville-Hopkinsville, TN-KY	Ozone	Maintenance	100	0.00	0.00	-0.29	-0.30	-0.30	-0.30	-0.30	-0.30	-0.30	-0.30	-0.30
Clearfield and Indiana Counties, PA	Ozone	Maintenance	100	0.00	0.00	-0.26	-0.26	-0.26	-0.26	-0.26	-0.26	-0.26	-0.26	-0.26
Cleveland, OH	CO	Maintenance	100	0.00	0.01	-0.75	-0.76	-0.76	-0.76	-0.76	-0.76	-0.76	-0.76	-0.76
Cleveland-Akron-Lorain, OH	Ozone	Maintenance	100	0.00	0.07	-4.74	-4.82	-4.82	-4.82	-4.83	-4.82	-4.82	-4.83	-4.82
Cleveland-Akron-Lorain, OH	PM _{2.5}	Nonattainment	100	0.00	0.07	-4.74	-4.82	-4.82	-4.82	-4.83	-4.82	-4.82	-4.83	-4.82
Coachella Valley, CA	PM ₁₀	Serious	70	0.00	0.00	-0.30	-0.31	-0.31	-0.31	-0.31	-0.31	-0.31	-0.31	-0.31
Colbert County, AL	SO _x	Maintenance	100	0.00	0.00	-0.05	-0.05	-0.05	-0.05	-0.05	-0.05	-0.05	-0.05	-0.05
Colorado Springs, CO	CO	Maintenance	100	0.00	0.01	-0.35	-0.36	-0.36	-0.36	-0.36	-0.36	-0.36	-0.36	-0.36
Columbia Falls, MT	PM ₁₀	Moderate	100	0.00	0.00	0.00	0.00	0.00	0.00	0.00	0.00	0.00	0.00	0.00
Columbia, SC	Ozone	Former Subpart 1	50	0.00	0.01	-0.65	-0.66	-0.66	-0.66	-0.66	-0.66	-0.66	-0.66	-0.66
Columbus, OH	Ozone	Maintenance	100	0.00	0.05	-3.28	-3.33	-3.33	-3.33	-3.33	-3.33	-3.33	-3.33	-3.33
Columbus, OH	PM _{2.5}	Nonattainment	100	0.00	0.05	-3.28	-3.33	-3.33	-3.33	-3.33	-3.33	-3.33	-3.33	-3.33
Conewango Township (Warren County), PA	SO _x	Maintenance	100	0.00	0.00	0.00	0.00	0.00	0.00	0.00	0.00	0.00	0.00	0.00
Coso Junction, CA	PM ₁₀	Moderate	100	0.00	0.00	0.00	0.00	0.00	0.00	0.00	0.00	0.00	0.00	0.00
Cuyahoga County, OH	PM ₁₀	Maintenance	100	0.00	0.02	-1.37	-1.39	-1.39	-1.39	-1.39	-1.39	-1.39	-1.39	-1.39
Cuyahoga County, OH	SO _x	Maintenance	100	0.00	0.02	-1.37	-1.39	-1.39	-1.39	-1.39	-1.39	-1.39	-1.39	-1.39
Dallas-Fort Worth, TX	Ozone	Moderate	50	0.00	0.05	-3.58	-3.64	-3.64	-3.64	-3.64	-3.64	-3.64	-3.64	-3.64
Dayton-Springfield, OH	Ozone	Maintenance	100	0.00	0.02	-1.47	-1.49	-1.49	-1.49	-1.49	-1.49	-1.49	-1.49	-1.49
Dayton-Springfield, OH	PM _{2.5}	Nonattainment	100	0.00	0.02	-1.47	-1.49	-1.49	-1.49	-1.49	-1.49	-1.49	-1.49	-1.49
Denver Metro, CO	PM ₁₀	Maintenance	100	0.00	0.02	-1.69	-1.72	-1.72	-1.72	-1.72	-1.72	-1.72	-1.72	-1.72
Denver-Boulder, CO	CO	Maintenance	100	0.00	0.02	-1.61	-1.64	-1.64	-1.64	-1.64	-1.64	-1.64	-1.64	-1.64
Denver-Boulder-Greeley-Fort Collins-Loveland, CO	Ozone	Former Subpart 1	50	0.00	0.03	-2.14	-2.18	-2.18	-2.18	-2.18	-2.18	-2.18	-2.18	-2.18
Detroit, MI	CO	Maintenance	100	0.00	0.03	-1.89	-1.92	-1.92	-1.92	-1.92	-1.92	-1.92	-1.92	-1.92
Detroit-Ann Arbor, MI	Ozone	Maintenance	100	0.00	0.16	-11.35	-11.55	-11.55	-11.55	-11.55	-11.55	-11.55	-11.55	-11.55
Detroit-Ann Arbor, MI	PM _{2.5}	Nonattainment	100	0.00	0.16	-11.35	-11.55	-11.55	-11.55	-11.55	-11.55	-11.55	-11.55	-11.55
Door County, WI	Ozone	Former Subpart 1	50	0.00	0.00	-0.04	-0.04	-0.04	-0.04	-0.04	-0.04	-0.04	-0.04	-0.04
Douglas (Cochise County), AZ	PM ₁₀	Moderate	100	0.00	0.00	-0.06	-0.06	-0.06	-0.06	-0.06	-0.06	-0.06	-0.06	-0.06

Table D1-5 Emission Changes μ / by Nonattainment Area with Alternative Standards for HD Vehicles Acrolein 2030														
Nonattainment Area	Pollutant	Status c /	General Conformity Threshold d /	Emissions Changes for Proposed Alternatives (tons/year)										
				Alt. 1	Alt. 2	Alt. 3	Alt. 4	Alt. 6A	Alt. 5	Alt. 6 b /	Alt. 7	Alt. 6B	Alt. 8	
				No Action	Engine Only	Class 8 Tractors	Engines & Classes 7-8 Tractors	15% below Preferred Alternative Stringency	Engines, Classes 7-8 Tractors, & Classes 2b-3	Engines, Tractors, & Classes 2b-8	Engines, Tractors, & Truck, & Trailers	20% above Preferred Alternative Stringency	Accelerated Hybrid Adoption	
Douglas (Cochise County), AZ	SO _x	Maintenance	100	0.00	0.00	-0.06	-0.06	-0.06	-0.06	-0.06	-0.06	-0.06	-0.06	-0.06
Duluth, MN	CO	Maintenance	100	0.00	0.00	-0.07	-0.07	-0.07	-0.07	-0.07	-0.07	-0.07	-0.07	-0.07
Eagle River, AK	PM ₁₀	Moderate	100	0.00	0.00	0.00	0.00	0.00	0.00	0.00	0.00	0.00	0.00	0.00
East Chicago, IN	CO	Maintenance	100	0.00	0.00	-0.17	-0.18	-0.18	-0.18	-0.18	-0.18	-0.18	-0.18	-0.18
East Chicago, IN	PM ₁₀	Maintenance	100	0.00	0.00	-0.17	-0.18	-0.18	-0.18	-0.18	-0.18	-0.18	-0.18	-0.18
East Helena Area (Lewis and Clark County), MT	SO _x	Nonattainment	100	0.00	0.00	0.00	0.00	0.00	0.00	0.00	0.00	0.00	0.00	0.00
El Paso County, TX	PM ₁₀	Moderate	100	0.00	0.00	-0.19	-0.20	-0.20	-0.20	-0.20	-0.20	-0.20	-0.20	-0.20
El Paso, TX	CO	Maintenance	100	0.00	0.00	-0.01	-0.01	-0.01	-0.01	-0.01	-0.01	-0.01	-0.01	-0.01
Erie, PA	Ozone	Maintenance	100	0.00	0.00	-0.23	-0.23	-0.23	-0.23	-0.23	-0.23	-0.23	-0.23	-0.23
Essex County (Whiteface Mountain), NY	Ozone	Former Subpart 1	50	0.00	0.00	0.00	0.00	0.00	0.00	0.00	0.00	0.00	0.00	0.00
Eugene-Springfield, OR	CO	Maintenance	100	0.00	0.00	-0.32	-0.33	-0.33	-0.33	-0.33	-0.33	-0.33	-0.33	-0.33
Eugene-Springfield, OR	PM ₁₀	Moderate	100	0.00	0.00	-0.32	-0.33	-0.33	-0.33	-0.33	-0.33	-0.33	-0.33	-0.33
Evansville, IN	Ozone	Maintenance	100	0.00	0.01	-0.63	-0.64	-0.64	-0.64	-0.64	-0.64	-0.64	-0.64	-0.64
Evansville, IN	PM _{2.5}	Nonattainment	100	0.00	0.01	-0.63	-0.64	-0.64	-0.64	-0.64	-0.64	-0.64	-0.64	-0.64
Fairbanks, AK	CO	Maintenance	100	0.00	0.00	-0.01	-0.01	-0.01	-0.01	-0.01	-0.01	-0.01	-0.01	-0.01
Fayetteville, NC	Ozone	Former Subpart 1	50	0.00	0.00	-0.23	-0.24	-0.24	-0.24	-0.24	-0.24	-0.24	-0.24	-0.24
Flathead County; Whitefish and vicinity, MT	PM ₁₀	Moderate	100	0.00	0.00	-0.01	-0.01	-0.01	-0.01	-0.01	-0.01	-0.01	-0.01	-0.01
Flint, MI	Ozone	Maintenance	100	0.00	0.01	-0.62	-0.63	-0.63	-0.63	-0.63	-0.63	-0.63	-0.63	-0.63
Follansbee, WV	PM ₁₀	Maintenance	100	0.00	0.00	0.00	0.00	0.00	0.00	0.00	0.00	0.00	0.00	0.00
Fort Collins, CO	CO	Maintenance	100	0.00	0.00	-0.12	-0.12	-0.12	-0.12	-0.12	-0.12	-0.12	-0.12	-0.12
Fort Hall Reservation, ID	PM ₁₀	Moderate	100	0.00	0.00	0.00	0.00	0.00	0.00	0.00	0.00	0.00	0.00	0.00
Fort Wayne, IN	Ozone	Maintenance	100	0.00	0.01	-0.37	-0.38	-0.38	-0.38	-0.38	-0.38	-0.38	-0.38	-0.38
Franklin County, PA	Ozone	Maintenance	100	0.00	0.00	-0.18	-0.18	-0.18	-0.18	-0.18	-0.18	-0.18	-0.18	-0.18
Franklin Township (Coshocton County), OH	SO _x	Maintenance	100	0.00	0.00	0.00	0.00	0.00	0.00	0.00	0.00	0.00	0.00	0.00
Frederick County, VA	Ozone	Former Subpart 1	50	0.00	0.00	-0.12	-0.12	-0.12	-0.12	-0.12	-0.12	-0.12	-0.12	-0.12
Fredericksburg, VA	Ozone	Maintenance	100	0.00	0.00	-0.23	-0.23	-0.23	-0.23	-0.23	-0.23	-0.23	-0.23	-0.23
Freehold, NJ	CO	Maintenance	100	0.00	0.00	0.00	-0.01	-0.01	-0.01	-0.01	-0.01	-0.01	-0.01	-0.01
Fresno, CA	CO	Maintenance	100	0.00	0.01	-0.39	-0.39	-0.39	-0.39	-0.39	-0.39	-0.39	-0.39	-0.39
Grand Rapids, MI	Ozone	Maintenance	100	0.00	0.01	-0.99	-1.01	-1.01	-1.01	-1.01	-1.01	-1.01	-1.01	-1.01
Granite City, Nameoki Townships, IL	PM ₁₀	Maintenance	100	0.00	0.00	-0.04	-0.04	-0.04	-0.04	-0.04	-0.04	-0.04	-0.04	-0.04
Grant County, NM	SO _x	Maintenance	100	0.00	0.00	0.00	0.00	0.00	0.00	0.00	0.00	0.00	0.00	0.00
Grants Pass, OR	CO	Maintenance	100	0.00	0.00	-0.03	-0.03	-0.03	-0.03	-0.03	-0.03	-0.03	-0.03	-0.03
Grants Pass, OR	PM ₁₀	Maintenance	100	0.00	0.00	-0.03	-0.03	-0.03	-0.03	-0.03	-0.03	-0.03	-0.03	-0.03
Great Falls, MT	CO	Maintenance	100	0.00	0.00	-0.02	-0.02	-0.02	-0.02	-0.02	-0.02	-0.02	-0.02	-0.02
Greater Connecticut, CT	Ozone	Moderate	50	0.00	0.01	-0.66	-0.67	-0.67	-0.67	-0.67	-0.67	-0.67	-0.67	-0.67
Greeley, CO	CO	Maintenance	100	0.00	0.00	-0.10	-0.10	-0.10	-0.10	-0.10	-0.10	-0.10	-0.10	-0.10
Green Bay, WI	SO _x	Maintenance	100	0.00	0.00	-0.11	-0.11	-0.11	-0.11	-0.11	-0.11	-0.11	-0.11	-0.11
Greene County, IN	Ozone	Maintenance	100	0.00	0.00	-0.05	-0.05	-0.05	-0.05	-0.05	-0.05	-0.05	-0.05	-0.05
Greene County, PA	Ozone	Maintenance	100	0.00	0.00	-0.03	-0.03	-0.03	-0.03	-0.03	-0.03	-0.03	-0.03	-0.03
Greensboro-Winston Salem-High Point, NC	Ozone	Marginal	50	0.00	0.03	-2.01	-2.04	-2.04	-2.04	-2.04	-2.04	-2.04	-2.04	-2.04
Greensboro-Winston salem-High Point, NC	PM _{2.5}	Nonattainment	100	0.00	0.03	-2.01	-2.04	-2.04	-2.04	-2.04	-2.04	-2.04	-2.04	-2.04
Greenville-Spartanburg-Anderson, SC	Ozone	Former Subpart 1	50	0.00	0.01	-0.88	-0.90	-0.90	-0.90	-0.90	-0.90	-0.90	-0.90	-0.90
Groveland Township (Tazewell County), IL	SO _x	Maintenance	100	0.00	0.00	-0.02	-0.02	-0.02	-0.02	-0.02	-0.02	-0.02	-0.02	-0.02

Table D1-5 Emission Changes <u>a/</u> by Nonattainment Area with Alternative Standards for HD Vehicles Acrolein 2030														
Nonattainment Area	Pollutant	Status <u>c/</u>	General Conformity Threshold <u>d/</u>	Emissions Changes for Proposed Alternatives (tons/year)										
				Alt. 1	Alt. 2	Alt. 3	Alt. 4	Alt. 6A	Alt. 5	Alt. 6 <u>b/</u>	Alt. 7	Alt. 6B	Alt. 8	
				No Action	Engine Only	Class 8 Tractors	Engines & Classes 7-8 Tractors	15% below Preferred Alternative Stringency	Engines, Classes 7-8 Tractors, & Classes 2b-3	Engines, Tractors, & Classes 2b-8	Engines, Tractors, & Truckers, & Trailers	20% above Preferred Alternative Stringency	Accelerated Hybrid Adoption	
Hancock-Knox-Lincoln-Waldo Counties, ME	Ozone	Maintenance	100	0.00	0.00	-0.10	-0.10	-0.10	-0.10	-0.10	-0.10	-0.10	-0.10	-0.10
Harrisburg-Lebanon-Carlisle, PA	Ozone	Maintenance	100	0.00	0.03	-1.90	-1.93	-1.93	-1.93	-1.93	-1.93	-1.93	-1.93	-1.93
Harrisburg-Lebanon-Carlisle, PA	PM _{2.5}	Nonattainment	100	0.00	0.03	-1.90	-1.93	-1.93	-1.93	-1.93	-1.93	-1.93	-1.93	-1.93
Hartford-New Britain-Middletown, CT	CO	Maintenance	100	0.00	0.01	-0.46	-0.47	-0.47	-0.47	-0.47	-0.47	-0.47	-0.47	-0.47
Hayden (Pinal County), AZ	SO _x	Nonattainment	100	0.00	0.00	-0.01	-0.01	-0.01	-0.01	-0.01	-0.01	-0.01	-0.01	-0.01
Hayden/Miami, AZ	PM ₁₀	Moderate	100	0.00	0.00	-0.03	-0.03	-0.03	-0.03	-0.03	-0.03	-0.03	-0.03	-0.03
Haywood and Swain Counties (Great Smoky Mountain NP), NC	Ozone	Maintenance	100	0.00	0.00	-0.01	-0.01	-0.01	-0.01	-0.01	-0.01	-0.01	-0.01	-0.01
Hazelwood, PA	SO _x	Maintenance	100	0.00	0.00	-0.02	-0.02	-0.02	-0.02	-0.02	-0.02	-0.02	-0.02	-0.02
Hickory, NC	PM _{2.5}	Nonattainment	100	0.00	0.00	-0.14	-0.14	-0.14	-0.14	-0.14	-0.14	-0.14	-0.14	-0.14
Hickory-Morgantown-Lenoir, NC	Ozone	Former Subpart 1	50	0.00	0.00	-0.24	-0.25	-0.25	-0.25	-0.25	-0.25	-0.25	-0.25	-0.25
Hollis Township, IL	SO _x	Maintenance	100	0.00	0.00	0.00	0.00	0.00	0.00	0.00	0.00	0.00	0.00	0.00
Houston-Galveston-Brazoria, TX	Ozone	Severe	25	0.00	0.05	-3.42	-3.48	-3.48	-3.48	-3.48	-3.48	-3.48	-3.48	-3.48
Humphreys County, TN	SO _x	Maintenance	100	0.00	0.00	-0.01	-0.01	-0.01	-0.01	-0.01	-0.01	-0.01	-0.01	-0.01
Huntington-Ashland, WV-KY-OH	PM _{2.5}	Nonattainment	100	0.00	0.00	-0.28	-0.29	-0.29	-0.29	-0.29	-0.29	-0.29	-0.29	-0.29
Huntington-Ashland, WV-KY	Ozone	Maintenance	100	0.00	0.00	-0.15	-0.15	-0.15	-0.15	-0.15	-0.15	-0.15	-0.15	-0.15
Huron County, MI	Ozone	Maintenance	100	0.00	0.00	-0.03	-0.03	-0.03	-0.03	-0.03	-0.03	-0.03	-0.03	-0.03
Imperial County, CA	Ozone	Moderate	50	0.00	0.00	-0.18	-0.18	-0.18	-0.18	-0.18	-0.18	-0.18	-0.18	-0.18
Imperial Valley, CA	PM ₁₀	Serious	70	0.00	0.00	-0.18	-0.18	-0.18	-0.18	-0.18	-0.18	-0.18	-0.18	-0.18
Indian Wells, CA	PM ₁₀	Maintenance	100	0.00	0.00	-0.02	-0.02	-0.02	-0.02	-0.02	-0.02	-0.02	-0.02	-0.02
Indianapolis, IN	CO	Maintenance	100	0.00	0.05	-3.52	-3.58	-3.58	-3.58	-3.58	-3.58	-3.58	-3.58	-3.58
Indianapolis, IN	Ozone	Maintenance	100	0.00	0.05	-3.52	-3.58	-3.58	-3.58	-3.58	-3.58	-3.58	-3.58	-3.58
Indianapolis, IN	PM _{2.5}	Nonattainment	100	0.00	0.05	-3.52	-3.58	-3.58	-3.58	-3.58	-3.58	-3.58	-3.58	-3.58
Jackson County, IN	Ozone	Maintenance	100	0.00	0.00	-0.10	-0.11	-0.11	-0.11	-0.11	-0.11	-0.11	-0.11	-0.11
Jamestown, NY	Ozone	Former Subpart 1	50	0.00	0.00	-0.15	-0.15	-0.15	-0.15	-0.15	-0.15	-0.15	-0.15	-0.15
Jefferson County, NY	Ozone	Moderate	50	0.00	0.00	-0.10	-0.10	-0.10	-0.10	-0.10	-0.10	-0.10	-0.10	-0.10
Jefferson County, OH	PM ₁₀	Maintenance	100	0.00	0.00	-0.01	-0.01	-0.01	-0.01	-0.01	-0.01	-0.01	-0.01	-0.01
Johnson City-Kingsport-Bristol, TN	Ozone	Former Subpart 1	50	0.00	0.00	-0.20	-0.20	-0.20	-0.20	-0.20	-0.20	-0.20	-0.20	-0.20
Johnstown, PA	Ozone	Maintenance	100	0.00	0.00	-0.13	-0.13	-0.13	-0.13	-0.13	-0.13	-0.13	-0.13	-0.13
Johnstown, PA	PM _{2.5}	Nonattainment	100	0.00	0.00	-0.13	-0.13	-0.13	-0.13	-0.13	-0.13	-0.13	-0.13	-0.13
Juneau, AK	PM ₁₀	Moderate	100	0.00	0.00	-0.01	-0.01	-0.01	-0.01	-0.01	-0.01	-0.01	-0.01	-0.01
Kalamazoo-Battle Creek, MI	Ozone	Maintenance	100	0.00	0.01	-0.60	-0.61	-0.61	-0.61	-0.61	-0.61	-0.61	-0.61	-0.61
Kalispell, MT	PM ₁₀	Moderate	100	0.00	0.00	-0.03	-0.03	-0.03	-0.03	-0.03	-0.03	-0.03	-0.03	-0.03
Kent and Queen Annes Counties, MD	Ozone	Maintenance	100	0.00	0.00	-0.07	-0.07	-0.07	-0.07	-0.07	-0.07	-0.07	-0.07	-0.07
Kent, WA	PM ₁₀	Maintenance	100	0.00	0.00	-0.02	-0.02	-0.02	-0.02	-0.02	-0.02	-0.02	-0.02	-0.02
Kern County (Eastern Kern), CA	Ozone	Former Subpart 1	50	0.00	0.00	-0.06	-0.06	-0.06	-0.06	-0.06	-0.06	-0.06	-0.06	-0.06
Kewaunee County, WI	Ozone	Maintenance	100	0.00	0.00	-0.03	-0.03	-0.03	-0.03	-0.03	-0.03	-0.03	-0.03	-0.03
King County, WA	PM ₁₀	Maintenance	100	0.00	0.00	-0.01	-0.01	-0.01	-0.01	-0.01	-0.01	-0.01	-0.01	-0.01
Klamath Falls, OR	CO	Maintenance	100	0.00	0.00	-0.07	-0.07	-0.07	-0.07	-0.07	-0.07	-0.07	-0.07	-0.07
Klamath Falls, OR	PM ₁₀	Maintenance	100	0.00	0.00	-0.07	-0.07	-0.07	-0.07	-0.07	-0.07	-0.07	-0.07	-0.07
Knoxville, TN	Ozone	Former Subpart 1	50	0.00	0.03	-2.36	-2.40	-2.40	-2.40	-2.40	-2.40	-2.40	-2.40	-2.40
Knoxville, TN	PM _{2.5}	Nonattainment	100	0.00	0.03	-2.36	-2.40	-2.40	-2.40	-2.40	-2.40	-2.40	-2.40	-2.40
La Porte County, IN	SO _x	Maintenance	100	0.00	0.00	-0.05	-0.05	-0.05	-0.05	-0.05	-0.05	-0.05	-0.05	-0.05
LaGrande, OR	PM ₁₀	Maintenance	100	0.00	0.00	-0.01	-0.01	-0.01	-0.01	-0.01	-0.01	-0.01	-0.01	-0.01

Table D1-5 Emission Changes <u>a/</u> by Nonattainment Area with Alternative Standards for HD Vehicles Acrolein 2030														
Nonattainment Area	Pollutant	Status <u>c/</u>	General Conformity Threshold <u>d/</u>	Emissions Changes for Proposed Alternatives (tons/year)										
				Alt. 1	Alt. 2	Alt. 3	Alt. 4	Alt. 6A	Alt. 5	Alt. 6 <u>b/</u>	Alt. 7	Alt. 6B	Alt. 8	
				No Action	Engine Only	Class 8 Tractors	Engines & Classes 7-8 Tractors	15% below Preferred Alternative Stringency	Engines, Classes 7-8 Tractors, & Classes 2b-3	Engines, Tractors, & Classes 2b-8	Engines, Tractors, & Truck, & Trailers	20% above Preferred Alternative Stringency	Accelerated Hybrid Adoption	
Lake County, IN	SO _x	Maintenance	100	0.00	0.00	-0.26	-0.26	-0.26	-0.26	-0.26	-0.26	-0.26	-0.26	-0.26
Lake County, OH	SO _x	Maintenance	100	0.00	0.00	-0.03	-0.03	-0.03	-0.03	-0.03	-0.03	-0.03	-0.03	-0.03
Lake County, OR	PM ₁₀	Maintenance	100	0.00	0.00	0.00	0.00	0.00	0.00	0.00	0.00	0.00	0.00	0.00
Lake Tahoe North Shore, CA	CO	Maintenance	100	0.00	0.00	-0.01	-0.01	-0.01	-0.01	-0.01	-0.01	-0.01	-0.01	-0.01
Lake Tahoe South Shore, CA	CO	Maintenance	100	0.00	0.00	-0.03	-0.03	-0.03	-0.03	-0.03	-0.03	-0.03	-0.03	-0.03
Lake Tahoe, NV	CO	Maintenance	100	0.00	0.00	-0.01	-0.01	-0.01	-0.01	-0.01	-0.01	-0.01	-0.01	-0.01
Lamar, CO	PM ₁₀	Maintenance	100	0.00	0.00	-0.01	-0.01	-0.01	-0.01	-0.01	-0.01	-0.01	-0.01	-0.01
Lame Deer, MT	PM ₁₀	Moderate	100	0.00	0.00	0.00	0.00	0.00	0.00	0.00	0.00	0.00	0.00	0.00
Lancaster, PA	Ozone	Maintenance	100	0.00	0.01	-0.76	-0.77	-0.77	-0.77	-0.77	-0.77	-0.77	-0.77	-0.77
Lancaster, PA	PM _{2.5}	Nonattainment	100	0.00	0.01	-0.76	-0.77	-0.77	-0.77	-0.77	-0.77	-0.77	-0.77	-0.77
Lane County, OR	PM ₁₀	Moderate	100	0.00	0.00	0.00	0.00	0.00	0.00	0.00	0.00	0.00	0.00	0.00
Lansing-East Lansing, MI	Ozone	Maintenance	100	0.00	0.01	-0.57	-0.58	-0.58	-0.58	-0.58	-0.58	-0.58	-0.58	-0.58
LaPorte, IN	Ozone	Maintenance	100	0.00	0.00	-0.15	-0.15	-0.15	-0.15	-0.15	-0.15	-0.15	-0.15	-0.15
Las Vegas, NV	CO	Serious	100	0.00	0.00	-0.34	-0.34	-0.34	-0.34	-0.34	-0.34	-0.34	-0.34	-0.34
Las Vegas, NV	Ozone	Former Subpart 1	50	0.00	0.00	-0.34	-0.34	-0.34	-0.34	-0.34	-0.34	-0.34	-0.34	-0.34
Lauderdale County, AL	SO _x	Maintenance	100	0.00	0.00	-0.07	-0.07	-0.07	-0.07	-0.07	-0.07	-0.07	-0.07	-0.07
Laurel Area (Yellowstone County), MT	SO _x	Nonattainment	100	0.00	0.00	0.00	0.00	0.00	0.00	0.00	0.00	0.00	0.00	0.00
Libby, MT	PM ₁₀	Moderate	100	0.00	0.00	-0.01	-0.01	-0.01	-0.01	-0.01	-0.01	-0.01	-0.01	-0.01
Libby, MT	PM _{2.5}	Nonattainment	100	0.00	0.00	-0.01	-0.01	-0.01	-0.01	-0.01	-0.01	-0.01	-0.01	-0.01
Liberty-Clairton, PA	PM _{2.5}	Nonattainment	100	0.00	0.00	-0.01	-0.01	-0.01	-0.01	-0.01	-0.01	-0.01	-0.01	-0.01
Lima, OH	Ozone	Maintenance	100	0.00	0.00	-0.12	-0.12	-0.12	-0.12	-0.12	-0.12	-0.12	-0.12	-0.12
Longmont, CO	CO	Maintenance	100	0.00	0.00	-0.06	-0.06	-0.06	-0.06	-0.06	-0.06	-0.06	-0.06	-0.06
Lorain County, OH	SO _x	Maintenance	100	0.00	0.00	-0.04	-0.04	-0.04	-0.04	-0.04	-0.04	-0.04	-0.04	-0.04
Los Angeles South Coast Air Basin, CA	CO	Maintenance	100	0.00	0.47	-32.32	-32.89	-32.88	-32.88	-32.89	-32.88	-32.89	-32.88	-32.88
Los Angeles South Coast Air Basin, CA	NO _x	Maintenance	100	0.00	0.47	-32.32	-32.89	-32.88	-32.88	-32.89	-32.88	-32.89	-32.88	-32.88
Los Angeles South Coast Air Basin, CA	Ozone	Extreme	10	0.00	0.47	-32.32	-32.89	-32.88	-32.88	-32.89	-32.88	-32.89	-32.88	-32.88
Los Angeles South Coast Air Basin, CA	PM ₁₀	Serious	70	0.00	0.47	-32.32	-32.89	-32.88	-32.88	-32.89	-32.88	-32.89	-32.88	-32.88
Los Angeles South Coast Air Basin, CA	PM _{2.5}	Nonattainment	100	0.00	0.47	-32.32	-32.89	-32.88	-32.88	-32.89	-32.88	-32.89	-32.88	-32.88
Los Angeles-San Bernardino Counties (western Mohave), CA	Ozone	Moderate	50	0.00	0.00	-0.31	-0.32	-0.32	-0.32	-0.32	-0.32	-0.32	-0.32	-0.32
Louisville, KY-IN	Ozone	Maintenance	100	0.00	0.04	-2.48	-2.53	-2.53	-2.53	-2.53	-2.53	-2.53	-2.53	-2.53
Louisville, KY-IN	PM _{2.5}	Nonattainment	100	0.00	0.04	-2.48	-2.53	-2.53	-2.53	-2.53	-2.53	-2.53	-2.53	-2.53
Lowell, MA	CO	Maintenance	100	0.00	0.00	-0.07	-0.07	-0.07	-0.07	-0.07	-0.07	-0.07	-0.07	-0.07
Lucas County, OH	SO _x	Maintenance	100	0.00	0.00	-0.25	-0.25	-0.25	-0.25	-0.25	-0.25	-0.25	-0.25	-0.25
Lyons Township, IL	PM ₁₀	Maintenance	100	0.00	0.00	-0.06	-0.06	-0.06	-0.06	-0.06	-0.06	-0.06	-0.06	-0.06
Macon, GA	Ozone	Maintenance	100	0.00	0.00	-0.23	-0.24	-0.24	-0.24	-0.24	-0.24	-0.24	-0.24	-0.24
Macon, GA	PM _{2.5}	Nonattainment	100	0.00	0.00	-0.23	-0.24	-0.24	-0.24	-0.24	-0.24	-0.24	-0.24	-0.24
Madison and Page Counties (Shenandoah NP), VA	Ozone	Maintenance	100	0.00	0.00	0.00	0.00	0.00	0.00	0.00	0.00	0.00	0.00	0.00
Madison, WI	SO _x	Maintenance	100	0.00	0.00	-0.25	-0.25	-0.25	-0.25	-0.25	-0.25	-0.25	-0.25	-0.25
Mammoth Lake, CA	PM ₁₀	Moderate	100	0.00	0.00	-0.01	-0.01	-0.01	-0.01	-0.01	-0.01	-0.01	-0.01	-0.01
Manchester, NH	CO	Maintenance	100	0.00	0.00	-0.05	-0.06	-0.06	-0.06	-0.06	-0.06	-0.06	-0.06	-0.06
Manitowoc County, WI	Ozone	Former Subpart 1	50	0.00	0.00	-0.14	-0.15	-0.15	-0.15	-0.15	-0.15	-0.15	-0.15	-0.15
Marion County, IN	SO _x	Maintenance	100	0.00	0.00	-0.24	-0.25	-0.25	-0.25	-0.25	-0.25	-0.25	-0.25	-0.25
Mariposa and Tuolumne Counties (Southern Mountain), CA	Ozone	Former Subpart 1	50	0.00	0.00	-0.05	-0.06	-0.06	-0.06	-0.06	-0.06	-0.06	-0.06	-0.06

Table D1-5 Emission Changes <u>a</u> / by Nonattainment Area with Alternative Standards for HD Vehicles Acrolein 2030														
Nonattainment Area	Pollutant	Status <u>c</u> /	General Conformity Threshold <u>d</u> /	Emissions Changes for Proposed Alternatives (tons/year)										
				Alt. 1	Alt. 2	Alt. 3	Alt. 4	Alt. 6A	Alt. 5	Alt. 6 <u>b</u> /	Alt. 7	Alt. 6B	Alt. 8	
				No Action	Engine Only	Class 8 Tractors	Engines & Classes 7-8 Tractors	15% below Preferred Alternative Stringency	Engines, Classes 7-8 Tractors, & Classes 2b-3	Engines, Tractors, & Classes 2b-8	Engines, Tractors, & Truckers, & Trailers	20% above Preferred Alternative Stringency	Accelerated Hybrid Adoption	
Martinsburg, WV-Hagerstown, MD	PM _{2.5}	Nonattainment	100	0.00	0.00	-0.27	-0.28	-0.28	-0.28	-0.28	-0.28	-0.28	-0.28	-0.28
Mason County, MI	Ozone	Maintenance	100	0.00	0.00	-0.03	-0.03	-0.03	-0.03	-0.03	-0.03	-0.03	-0.03	-0.03
Medford, OR	CO	Maintenance	100	0.00	0.00	-0.06	-0.06	-0.06	-0.06	-0.06	-0.06	-0.06	-0.06	-0.06
Medford-Ashland, OR	PM ₁₀	Maintenance	100	0.00	0.00	-0.14	-0.15	-0.15	-0.15	-0.15	-0.15	-0.15	-0.15	-0.15
Memphis, TN-AR	Ozone	Maintenance	100	0.00	0.01	-0.90	-0.91	-0.91	-0.91	-0.91	-0.91	-0.91	-0.91	-0.91
Memphis, TN	CO	Maintenance	100	0.00	0.01	-0.82	-0.83	-0.83	-0.83	-0.83	-0.83	-0.83	-0.83	-0.83
Miami (Gila County), AZ	SO _x	Maintenance	100	0.00	0.00	-0.02	-0.02	-0.02	-0.02	-0.02	-0.02	-0.02	-0.02	-0.02
Millinocket AQCR 109, ME	SO _x	Maintenance	100	0.00	0.00	-0.01	-0.01	-0.01	-0.01	-0.01	-0.01	-0.01	-0.01	-0.01
Milwaukee, WI	SO _x	Maintenance	100	0.00	0.01	-0.38	-0.39	-0.39	-0.39	-0.39	-0.39	-0.39	-0.39	-0.39
Milwaukee-Racine, WI	Ozone	Moderate	50	0.00	0.02	-1.56	-1.59	-1.59	-1.59	-1.59	-1.59	-1.59	-1.59	-1.59
Minneapolis-St Paul, MN	CO	Maintenance	100	0.00	0.08	-5.19	-5.28	-5.28	-5.28	-5.28	-5.28	-5.28	-5.28	-5.28
Minneapolis-St Paul, MN	SO _x	Maintenance	100	0.00	0.08	-5.19	-5.28	-5.28	-5.28	-5.28	-5.28	-5.28	-5.28	-5.28
Missoula, MT	CO	Maintenance	100	0.00	0.00	-0.11	-0.11	-0.11	-0.11	-0.11	-0.11	-0.11	-0.11	-0.11
Missoula, MT	PM ₁₀	Moderate	100	0.00	0.00	-0.11	-0.11	-0.11	-0.11	-0.11	-0.11	-0.11	-0.11	-0.11
Modesto, CA	CO	Maintenance	100	0.00	0.00	-0.22	-0.22	-0.22	-0.22	-0.22	-0.22	-0.22	-0.22	-0.22
Mohave County, AZ	PM ₁₀	Maintenance	100	0.00	0.00	-0.10	-0.10	-0.10	-0.10	-0.10	-0.10	-0.10	-0.10	-0.10
Mono Basin, CA	PM ₁₀	Moderate	100	0.00	0.00	0.00	0.00	0.00	0.00	0.00	0.00	0.00	0.00	0.00
Morenci (Greenlee County), AZ	SO _x	Maintenance	100	0.00	0.00	0.00	0.00	0.00	0.00	0.00	0.00	0.00	0.00	0.00
Morristown, NJ	CO	Maintenance	100	0.00	0.00	-0.01	-0.01	-0.01	-0.01	-0.01	-0.01	-0.01	-0.01	-0.01
Muhlenberg County, KY	SO _x	Maintenance	100	0.00	0.00	-0.03	-0.03	-0.03	-0.03	-0.03	-0.03	-0.03	-0.03	-0.03
Muncie, IN	Ozone	Maintenance	100	0.00	0.00	-0.12	-0.12	-0.12	-0.12	-0.12	-0.12	-0.12	-0.12	-0.12
Murray County (Chattahoochee NF), GA	Ozone	Maintenance	100	0.00	0.00	0.00	0.00	0.00	0.00	0.00	0.00	0.00	0.00	0.00
Muscatine County, IA	SO _x	Maintenance	100	0.00	0.00	-0.02	-0.02	-0.02	-0.02	-0.02	-0.02	-0.02	-0.02	-0.02
Muskegon, MI	Ozone	Maintenance	100	0.00	0.00	-0.16	-0.16	-0.16	-0.16	-0.16	-0.16	-0.16	-0.16	-0.16
Nashua, NH	CO	Maintenance	100	0.00	0.00	-0.04	-0.04	-0.04	-0.04	-0.04	-0.04	-0.04	-0.04	-0.04
Nashville, TN	Ozone	Former Subpart 1	50	0.00	0.03	-1.96	-2.00	-2.00	-2.00	-2.00	-2.00	-2.00	-2.00	-2.00
Nevada County (western part), CA	Ozone	Former Subpart 1	50	0.00	0.00	-0.06	-0.06	-0.06	-0.06	-0.06	-0.06	-0.06	-0.06	-0.06
New Haven County, CT	PM ₁₀	Maintenance	100	0.00	0.00	-0.07	-0.07	-0.07	-0.07	-0.07	-0.07	-0.07	-0.07	-0.07
New Haven-Meriden-Waterbury, CT	CO	Maintenance	100	0.00	0.01	-0.35	-0.35	-0.35	-0.35	-0.35	-0.35	-0.35	-0.35	-0.35
New Manchester-Grant Magisterial District (Hancock County), WV	SO _x	Maintenance	100	0.00	0.00	0.00	0.00	0.00	0.00	0.00	0.00	0.00	0.00	0.00
New York County, NY	PM ₁₀	Moderate	100	0.00	0.00	-0.14	-0.14	-0.14	-0.14	-0.14	-0.14	-0.14	-0.14	-0.14
New York-N. New Jersey-Long Island, NY-NJ-CT	CO	Maintenance	100	0.00	0.12	-8.42	-8.57	-8.56	-8.56	-8.56	-8.56	-8.56	-8.56	-8.56
New York-N. New Jersey-Long Island, NY-NJ-CT	PM _{2.5}	Nonattainment	100	0.00	0.12	-8.42	-8.57	-8.56	-8.56	-8.56	-8.56	-8.56	-8.56	-8.56
New York-northern New Jersey-Long Island, NY-NJ-CT	Ozone	Moderate	50	0.00	0.08	-5.63	-5.73	-5.72	-5.72	-5.72	-5.72	-5.72	-5.72	-5.72
Nogales, AZ	PM ₁₀	Moderate	100	0.00	0.00	-0.04	-0.04	-0.04	-0.04	-0.04	-0.04	-0.04	-0.04	-0.04
Norfolk-Virginia Beach-Newport News, VA	Ozone	Maintenance	100	0.00	0.01	-0.52	-0.53	-0.53	-0.53	-0.53	-0.53	-0.53	-0.53	-0.53
Ogden, UT	CO	Maintenance	100	0.00	0.00	-0.06	-0.06	-0.06	-0.06	-0.06	-0.06	-0.06	-0.06	-0.06
Ogden, UT	PM ₁₀	Moderate	100	0.00	0.00	-0.06	-0.06	-0.06	-0.06	-0.06	-0.06	-0.06	-0.06	-0.06
Oglesby, IL	PM ₁₀	Maintenance	100	0.00	0.00	0.00	0.00	0.00	0.00	0.00	0.00	0.00	0.00	0.00
Olmsted County, MN	PM ₁₀	Maintenance	100	0.00	0.00	-0.02	-0.02	-0.02	-0.02	-0.02	-0.02	-0.02	-0.02	-0.02
Olympia, Tumwater, Lacey, WA	PM ₁₀	Maintenance	100	0.00	0.00	-0.09	-0.09	-0.09	-0.09	-0.09	-0.09	-0.09	-0.09	-0.09
Owens Valley, CA	PM ₁₀	Serious	70	0.00	0.00	0.00	0.00	0.00	0.00	0.00	0.00	0.00	0.00	0.00
Pagosa Springs, CO	PM ₁₀	Maintenance	100	0.00	0.00	0.00	0.00	0.00	0.00	0.00	0.00	0.00	0.00	0.00

Table D1-5 Emission Changes μ / by Nonattainment Area with Alternative Standards for HD Vehicles Acrolein 2030														
Nonattainment Area	Pollutant	Status c /	General Conformity Threshold d /	Emissions Changes for Proposed Alternatives (tons/year)										
				Alt. 1	Alt. 2	Alt. 3	Alt. 4	Alt. 6A	Alt. 5	Alt. 6 b /	Alt. 7	Alt. 6B	Alt. 8	
				No Action	Engine Only	Class 8 Tractors	Engines & Classes 7-8 Tractors	15% below Preferred Alternative Stringency	Engines, Classes 7-8 Tractors, & Classes 2b-3	Engines, Tractors, & Classes 2b-8	Engines, Tractors, & Truckers, Trailers	20% above Preferred Alternative Stringency	Accelerated Hybrid Adoption	
Parkersburg-Marietta, WV-OH	Ozone	Maintenance	100	0.00	0.00	-0.34	-0.34	-0.34	-0.34	-0.34	-0.34	-0.34	-0.34	-0.34
Parkersburg-Marietta, WV-OH	PM _{2.5}	Nonattainment	100	0.00	0.00	-0.34	-0.34	-0.34	-0.34	-0.34	-0.34	-0.34	-0.34	-0.34
Payson, AZ	PM ₁₀	Maintenance	100	0.00	0.00	-0.01	-0.01	-0.01	-0.01	-0.01	-0.01	-0.01	-0.01	-0.01
Penns Grove, NJ	CO	Maintenance	100	0.00	0.00	0.00	0.00	0.00	0.00	0.00	0.00	0.00	0.00	0.00
Peoria, IL	SO _x	Maintenance	100	0.00	0.00	-0.10	-0.10	-0.10	-0.10	-0.10	-0.10	-0.10	-0.10	-0.10
Perth Amboy, NJ	CO	Maintenance	100	0.00	0.00	-0.04	-0.04	-0.04	-0.04	-0.04	-0.04	-0.04	-0.04	-0.04
Philadelphia-Camden County, PA-NJ	CO	Maintenance	100	0.00	0.00	-0.28	-0.29	-0.29	-0.29	-0.29	-0.29	-0.29	-0.29	-0.29
Philidelphia-Wilmington, PA-NY-DE	PM _{2.5}	Nonattainment	100	0.00	0.04	-2.86	-2.91	-2.91	-2.91	-2.91	-2.91	-2.91	-2.91	-2.91
Phildelphia-Wilmington-Atlantic City, PA-NY-MD-DE	Ozone	Moderate	50	0.00	0.06	-3.88	-3.94	-3.94	-3.94	-3.94	-3.94	-3.94	-3.94	-3.94
Phoenix, AZ	CO	Maintenance	100	0.00	0.09	-6.51	-6.62	-6.62	-6.62	-6.62	-6.62	-6.62	-6.62	-6.62
Phoenix, AZ	PM ₁₀	Serious	70	0.00	0.09	-6.51	-6.62	-6.62	-6.62	-6.62	-6.62	-6.62	-6.62	-6.62
Phoenix-Mesa, AZ	Ozone	Former Subpart 1	50	0.00	0.05	-3.32	-3.38	-3.38	-3.38	-3.38	-3.38	-3.38	-3.38	-3.38
Pierce County, WA	PM ₁₀	Maintenance	100	0.00	0.00	-0.01	-0.01	-0.01	-0.01	-0.01	-0.01	-0.01	-0.01	-0.01
Pinehurst, ID	PM ₁₀	Moderate	100	0.00	0.00	0.00	0.00	0.00	0.00	0.00	0.00	0.00	0.00	0.00
Pittsburgh, PA	CO	Maintenance	100	0.00	0.00	-0.01	-0.01	-0.01	-0.01	-0.01	-0.01	-0.01	-0.01	-0.01
Pittsburgh-Beaver Valley, PA	Ozone	Former Subpart 1	50	0.00	0.04	-2.67	-2.72	-2.72	-2.72	-2.72	-2.72	-2.72	-2.72	-2.72
Pittsburgh-Beaver Valley, PA	PM _{2.5}	Nonattainment	100	0.00	0.04	-2.67	-2.72	-2.72	-2.72	-2.72	-2.72	-2.72	-2.72	-2.72
Polk County, TN	SO _x	Maintenance	100	0.00	0.00	-0.02	-0.02	-0.02	-0.02	-0.02	-0.02	-0.02	-0.02	-0.02
Polson, MT	PM ₁₀	Moderate	100	0.00	0.00	0.00	0.00	0.00	0.00	0.00	0.00	0.00	0.00	0.00
Portland, ME	Ozone	Maintenance	100	0.00	0.01	-0.58	-0.59	-0.59	-0.59	-0.59	-0.59	-0.59	-0.59	-0.59
Portland, OR	CO	Maintenance	100	0.00	0.01	-0.74	-0.75	-0.75	-0.75	-0.75	-0.75	-0.75	-0.75	-0.75
Portneuf Valley, ID	PM ₁₀	Maintenance	100	0.00	0.00	-0.03	-0.03	-0.03	-0.03	-0.03	-0.03	-0.03	-0.03	-0.03
Poughkeepsie, NY	Ozone	Moderate	50	0.00	0.01	-0.55	-0.56	-0.56	-0.56	-0.56	-0.56	-0.56	-0.56	-0.56
Presque Isle, ME	PM ₁₀	Maintenance	100	0.00	0.00	-0.01	-0.01	-0.01	-0.01	-0.01	-0.01	-0.01	-0.01	-0.01
Providence (entire State), RI	Ozone	Moderate	50	0.00	0.00	-0.26	-0.26	-0.26	-0.26	-0.26	-0.26	-0.26	-0.26	-0.26
Provo, UT	CO	Maintenance	100	0.00	0.00	-0.08	-0.08	-0.08	-0.08	-0.08	-0.08	-0.08	-0.08	-0.08
Raleigh-Durham, NC	CO	Maintenance	100	0.00	0.02	-1.09	-1.11	-1.11	-1.11	-1.11	-1.11	-1.11	-1.11	-1.11
Raleigh-Durham-Chapel Hill, NC	Ozone	Maintenance	100	0.00	0.02	-1.67	-1.70	-1.70	-1.70	-1.70	-1.70	-1.70	-1.70	-1.70
Ramsey County, MN	PM ₁₀	Maintenance	100	0.00	0.00	0.00	0.00	0.00	0.00	0.00	0.00	0.00	0.00	0.00
Reading, PA	Ozone	Maintenance	100	0.00	0.01	-0.63	-0.64	-0.64	-0.64	-0.64	-0.64	-0.64	-0.64	-0.64
Reading, PA	PM _{2.5}	Nonattainment	100	0.00	0.01	-0.63	-0.64	-0.64	-0.64	-0.64	-0.64	-0.64	-0.64	-0.64
Reno, NV	CO	Maintenance	100	0.00	0.00	-0.12	-0.12	-0.12	-0.12	-0.12	-0.12	-0.12	-0.12	-0.12
Rhineland (Oneida County), WI	SO _x	Maintenance	100	0.00	0.00	0.00	0.00	0.00	0.00	0.00	0.00	0.00	0.00	0.00
Richmond-Petersburg, VA	Ozone	Maintenance	100	0.00	0.01	-0.53	-0.54	-0.54	-0.54	-0.54	-0.54	-0.54	-0.54	-0.54
Rillito, AZ	PM ₁₀	Moderate	100	0.00	0.00	-0.03	-0.03	-0.03	-0.03	-0.03	-0.03	-0.03	-0.03	-0.03
Riverside County (Coachella Valley), CA	Ozone	Severe	25	0.00	0.00	-0.30	-0.31	-0.31	-0.31	-0.31	-0.31	-0.31	-0.31	-0.31
Roanoke, VA	Ozone	Former Subpart 1	50	0.00	0.00	-0.24	-0.24	-0.24	-0.24	-0.24	-0.24	-0.24	-0.24	-0.24
Rochester (Olmsted County), MN	SO _x	Maintenance	100	0.00	0.00	-0.07	-0.07	-0.07	-0.07	-0.07	-0.07	-0.07	-0.07	-0.07
Rochester, NY	Ozone	Former Subpart 1	50	0.00	0.01	-0.59	-0.60	-0.60	-0.60	-0.60	-0.60	-0.60	-0.60	-0.60
Rocky Mount, NC	Ozone	Maintenance	100	0.00	0.00	-0.18	-0.18	-0.18	-0.18	-0.18	-0.18	-0.18	-0.18	-0.18
Rome, GA	PM _{2.5}	Nonattainment	100	0.00	0.00	-0.08	-0.08	-0.08	-0.08	-0.08	-0.08	-0.08	-0.08	-0.08
Ronan, MT	PM ₁₀	Moderate	100	0.00	0.00	0.00	0.00	0.00	0.00	0.00	0.00	0.00	0.00	0.00
Rothschild, Rib Mountain, Weston (Marathon County), WI	SO _x	Maintenance	100	0.00	0.00	0.00	0.00	0.00	0.00	0.00	0.00	0.00	0.00	0.00

Table D1-5 Emission Changes μ / by Nonattainment Area with Alternative Standards for HD Vehicles Acrolein 2030														
Nonattainment Area	Pollutant	Status c /	General Conformity Threshold d /	Emissions Changes for Proposed Alternatives (tons/year)										
				Alt. 1	Alt. 2	Alt. 3	Alt. 4	Alt. 6A	Alt. 5	Alt. 6 b /	Alt. 7	Alt. 6B	Alt. 8	
				No Action	Engine Only	Class 8 Tractors	Engines & Classes 7-8 Tractors	15% below Preferred Alternative Stringency	Engines, Classes 7-8 Tractors, & Classes 2b-3	Engines, Tractors, & Classes 2b-8	Engines, Tractors, & Truckers, & Trailers	20% above Preferred Alternative Stringency	Accelerated Hybrid Adoption	
Sacramento County, CA	PM ₁₀	Moderate	100	0.00	0.01	-0.89	-0.91	-0.91	-0.91	-0.91	-0.91	-0.91	-0.91	-0.91
Sacramento Metro, CA	Ozone	Severe	25	0.00	0.02	-1.58	-1.61	-1.61	-1.61	-1.61	-1.61	-1.61	-1.61	-1.61
Sacramento, CA	CO	Maintenance	100	0.00	0.01	-0.96	-0.97	-0.97	-0.97	-0.97	-0.97	-0.97	-0.97	-0.97
Salem, OR	CO	Maintenance	100	0.00	0.00	-0.09	-0.09	-0.09	-0.09	-0.09	-0.09	-0.09	-0.09	-0.09
Salt Lake City, UT	CO	Maintenance	100	0.00	0.00	-0.10	-0.10	-0.10	-0.10	-0.10	-0.10	-0.10	-0.10	-0.10
Salt Lake County, UT	PM ₁₀	Moderate	100	0.00	0.01	-0.98	-0.99	-0.99	-0.99	-0.99	-0.99	-0.99	-0.99	-0.99
Salt Lake County, UT	SO _x	Nonattainment	100	0.00	0.01	-0.98	-0.99	-0.99	-0.99	-0.99	-0.99	-0.99	-0.99	-0.99
San Antonio, TX	Ozone	Former Subpart 1	50	0.00	0.02	-1.31	-1.33	-1.33	-1.33	-1.33	-1.33	-1.33	-1.33	-1.33
San Bernardino County, CA	PM ₁₀	Moderate	100	0.00	0.00	-0.21	-0.21	-0.21	-0.21	-0.21	-0.21	-0.21	-0.21	-0.21
San Diego, CA	CO	Maintenance	100	0.00	0.05	-3.36	-3.41	-3.41	-3.41	-3.41	-3.42	-3.41	-3.42	-3.41
San Diego, CA	Ozone	Former Subpart 1	50	0.00	0.05	-3.36	-3.41	-3.41	-3.41	-3.41	-3.42	-3.41	-3.42	-3.41
San Francisco Bay Area, CA	Ozone	Marginal	50	0.00	0.04	-2.66	-2.70	-2.70	-2.70	-2.70	-2.70	-2.70	-2.70	-2.70
San Francisco-Oakland-San Jose, CA	CO	Maintenance	100	0.00	0.05	-3.20	-3.26	-3.26	-3.26	-3.26	-3.26	-3.26	-3.26	-3.26
San Joaquin Valley, CA	Ozone	Extreme	10	0.00	0.14	-9.35	-9.51	-9.51	-9.51	-9.51	-9.51	-9.51	-9.51	-9.51
San Joaquin Valley, CA	PM ₁₀	Maintenance	100	0.00	0.14	-9.35	-9.51	-9.51	-9.51	-9.51	-9.51	-9.51	-9.51	-9.51
San Joaquin Valley, CA	PM _{2.5}	Nonattainment	100	0.00	0.14	-9.35	-9.51	-9.51	-9.51	-9.51	-9.51	-9.51	-9.51	-9.51
San Manuel (Pinal County), AZ	SO _x	Maintenance	100	0.00	0.00	-0.03	-0.03	-0.03	-0.03	-0.03	-0.03	-0.03	-0.03	-0.03
Sanders County (part);Thompson Falls and vicinity, MT	PM ₁₀	Moderate	100	0.00	0.00	0.00	0.00	0.00	0.00	0.00	0.00	0.00	0.00	0.00
Scranton-Wilkes Barre, PA	Ozone	Maintenance	100	0.00	0.01	-0.67	-0.69	-0.68	-0.68	-0.68	-0.69	-0.69	-0.69	-0.69
Seattle-Tacoma, WA	CO	Maintenance	100	0.00	0.04	-2.44	-2.49	-2.49	-2.49	-2.49	-2.49	-2.49	-2.49	-2.49
Sheboygan, WI	Ozone	Moderate	50	0.00	0.00	-0.14	-0.15	-0.15	-0.15	-0.15	-0.15	-0.15	-0.15	-0.15
Sheridan, WY	PM ₁₀	Moderate	100	0.00	0.00	-0.02	-0.02	-0.02	-0.02	-0.02	-0.02	-0.02	-0.02	-0.02
Shoshone County, ID	PM ₁₀	Moderate	100	0.00	0.00	0.00	0.00	0.00	0.00	0.00	0.00	0.00	0.00	0.00
Somerville, NJ	CO	Maintenance	100	0.00	0.00	-0.01	-0.01	-0.01	-0.01	-0.01	-0.01	-0.01	-0.01	-0.01
South Bend-Elkhart, IN	Ozone	Maintenance	100	0.00	0.01	-0.40	-0.41	-0.41	-0.41	-0.41	-0.41	-0.41	-0.41	-0.41
Southeast Chicago, IL	PM ₁₀	Maintenance	100	0.00	0.00	-0.17	-0.18	-0.18	-0.18	-0.18	-0.18	-0.18	-0.18	-0.18
Spokane County, WA	PM ₁₀	Maintenance	100	0.00	0.00	-0.24	-0.25	-0.25	-0.25	-0.25	-0.25	-0.25	-0.25	-0.25
Spokane, WA	CO	Maintenance	100	0.00	0.00	-0.24	-0.24	-0.24	-0.24	-0.24	-0.24	-0.24	-0.24	-0.24
Springfield (western MA), MA	Ozone	Moderate	50	0.00	0.01	-0.74	-0.76	-0.76	-0.76	-0.76	-0.76	-0.76	-0.76	-0.76
Springfield, MA	CO	Maintenance	100	0.00	0.00	-0.11	-0.11	-0.11	-0.11	-0.11	-0.11	-0.11	-0.11	-0.11
St Louis, MO	CO	Maintenance	100	0.00	0.01	-0.92	-0.93	-0.93	-0.93	-0.93	-0.93	-0.93	-0.93	-0.93
St Louis, MO-IL	Ozone	Moderate	50	0.00	0.04	-3.04	-3.09	-3.09	-3.09	-3.09	-3.10	-3.09	-3.10	-3.09
St. Louis, MO-IL	PM _{2.5}	Nonattainment	100	0.00	0.04	-3.02	-3.07	-3.07	-3.07	-3.07	-3.07	-3.07	-3.07	-3.07
State College, PA	Ozone	Maintenance	100	0.00	0.00	-0.22	-0.23	-0.23	-0.23	-0.23	-0.23	-0.23	-0.23	-0.23
Steamboat Springs, CO	PM ₁₀	Maintenance	100	0.00	0.00	-0.02	-0.02	-0.02	-0.02	-0.02	-0.02	-0.02	-0.02	-0.02
Steubenville & Mingo Junction, OH	SO _x	Maintenance	100	0.00	0.00	-0.04	-0.04	-0.04	-0.04	-0.04	-0.04	-0.04	-0.04	-0.04
Steubenville-Weirton, OH-WV	Ozone	Maintenance	100	0.00	0.00	-0.15	-0.15	-0.15	-0.15	-0.15	-0.15	-0.15	-0.15	-0.15
Steubenville-Weirton, OH-WV	PM _{2.5}	Nonattainment	100	0.00	0.00	-0.15	-0.15	-0.15	-0.15	-0.15	-0.15	-0.15	-0.15	-0.15
Stockton, CA	CO	Maintenance	100	0.00	0.00	-0.30	-0.30	-0.30	-0.30	-0.30	-0.30	-0.30	-0.30	-0.30
Sutter County (Sutter Buttes), CA	Ozone	Former Subpart 1	50	0.00	0.00	0.00	0.00	0.00	0.00	0.00	0.00	0.00	0.00	0.00
Syracuse, NY	CO	Maintenance	100	0.00	0.00	-0.25	-0.25	-0.25	-0.25	-0.25	-0.25	-0.25	-0.25	-0.25
Telluride, CO	PM ₁₀	Maintenance	100	0.00	0.00	0.00	0.00	0.00	0.00	0.00	0.00	0.00	0.00	0.00
Terre Haute, IN	Ozone	Maintenance	100	0.00	0.00	-0.11	-0.12	-0.12	-0.12	-0.12	-0.12	-0.12	-0.12	-0.12

Nonattainment Area	Pollutant	Status ^{c/}	General Conformity Threshold ^{d/}	Emissions Changes for Proposed Alternatives (tons/year)										
				Alt. 1	Alt. 2	Alt. 3	Alt. 4	Alt. 6A	Alt. 5	Alt. 6 ^{b/}	Alt. 7	Alt. 6B	Alt. 8	
				No Action	Engine Only	Class 8 Tractors	Engines & Classes 7-8 Tractors	15% below Preferred Alternative Stringency	Engines, Classes 7-8 Tractors, & Classes 2b-3	Engines, Tractors, & Classes 2b-8	Engines, Tractors, & Trucks, & Trailers	20% above Preferred Alternative Stringency	Accelerated Hybrid Adoption	
Tioga County, PA	Ozone	Maintenance	100	0.00	0.00	-0.05	-0.05	-0.05	-0.05	-0.05	-0.05	-0.05	-0.05	-0.05
Toledo, OH	Ozone	Maintenance	100	0.00	0.01	-0.54	-0.54	-0.54	-0.54	-0.54	-0.54	-0.54	-0.54	-0.54
Toms River, NJ	CO	Maintenance	100	0.00	0.00	-0.02	-0.02	-0.02	-0.02	-0.02	-0.02	-0.02	-0.02	-0.02
Tooele County, UT	SO _x	Nonattainment	100	0.00	0.00	-0.08	-0.08	-0.08	-0.08	-0.08	-0.08	-0.08	-0.08	-0.08
Trenton, NJ	CO	Maintenance	100	0.00	0.00	-0.07	-0.07	-0.07	-0.07	-0.07	-0.07	-0.07	-0.07	-0.07
Trona, CA	PM ₁₀	Moderate	100	0.00	0.00	0.00	0.00	0.00	0.00	0.00	0.00	0.00	0.00	0.00
Tucson, AZ	CO	Maintenance	100	0.00	0.01	-0.57	-0.58	-0.58	-0.58	-0.58	-0.58	-0.58	-0.58	-0.58
Utah County, UT	PM ₁₀	Moderate	100	0.00	0.00	-0.23	-0.23	-0.23	-0.23	-0.23	-0.23	-0.23	-0.23	-0.23
Vancouver, WA	CO	Maintenance	100	0.00	0.00	-0.26	-0.26	-0.26	-0.26	-0.26	-0.26	-0.26	-0.26	-0.26
Ventura County, CA	Ozone	Serious	50	0.00	0.01	-0.35	-0.35	-0.35	-0.35	-0.35	-0.35	-0.35	-0.35	-0.35
Vermillion County, IN	PM ₁₀	Maintenance	100	0.00	0.00	-0.01	-0.01	-0.01	-0.01	-0.01	-0.01	-0.01	-0.01	-0.01
Vigo County, IN	SO _x	Maintenance	100	0.00	0.00	-0.11	-0.12	-0.12	-0.12	-0.12	-0.12	-0.12	-0.12	-0.12
Wallula, WA	PM ₁₀	Maintenance	100	0.00	0.00	0.00	0.00	0.00	0.00	0.00	0.00	0.00	0.00	0.00
Waltham, MA	CO	Maintenance	100	0.00	0.00	-0.04	-0.04	-0.04	-0.04	-0.04	-0.04	-0.04	-0.04	-0.04
Warren County, NJ	SO _x	Maintenance	100	0.00	0.00	-0.03	-0.04	-0.04	-0.04	-0.04	-0.04	-0.04	-0.04	-0.04
Warren County, PA	SO _x	Nonattainment	100	0.00	0.00	-0.01	-0.01	-0.01	-0.01	-0.01	-0.01	-0.01	-0.01	-0.01
Washington County (Hagerstown), MD	Ozone	Former Subpart 1	50	0.00	0.00	-0.12	-0.13	-0.13	-0.13	-0.13	-0.13	-0.13	-0.13	-0.13
Washington, DC-MD-VA	CO	Maintenance	100	0.00	0.07	-4.89	-4.97	-4.97	-4.97	-4.98	-4.97	-4.97	-4.98	-4.97
Washington, DC-MD-VA	Ozone	Moderate	50	0.00	0.07	-4.89	-4.97	-4.97	-4.97	-4.98	-4.97	-4.97	-4.98	-4.97
Washington, DC-MD-VA	PM _{2.5}	Nonattainment	100	0.00	0.07	-4.89	-4.97	-4.97	-4.97	-4.98	-4.97	-4.97	-4.98	-4.97
Washoe County, NV	PM ₁₀	Serious	70	0.00	0.00	-0.12	-0.12	-0.12	-0.12	-0.12	-0.12	-0.12	-0.12	-0.12
Waterford Township (Washington County), OH	SO _x	Maintenance	100	0.00	0.00	-0.01	-0.01	-0.01	-0.01	-0.01	-0.01	-0.01	-0.01	-0.01
Wayne County, IN	SO _x	Maintenance	100	0.00	0.00	-0.08	-0.08	-0.08	-0.08	-0.08	-0.08	-0.08	-0.08	-0.08
Wayne County, MI	PM ₁₀	Maintenance	100	0.00	0.00	-0.09	-0.10	-0.10	-0.10	-0.10	-0.10	-0.10	-0.10	-0.10
Weirton, WV	PM ₁₀	Maintenance	100	0.00	0.00	-0.01	-0.01	-0.01	-0.01	-0.01	-0.01	-0.01	-0.01	-0.01
Weirton, WV	SO _x	Maintenance	100	0.00	0.00	-0.01	-0.01	-0.01	-0.01	-0.01	-0.01	-0.01	-0.01	-0.01
Wheeling, WV-OH	Ozone	Maintenance	100	0.00	0.01	-0.36	-0.36	-0.36	-0.36	-0.37	-0.36	-0.36	-0.37	-0.36
Wheeling, WV-OH	PM _{2.5}	Nonattainment	100	0.00	0.01	-0.36	-0.36	-0.36	-0.36	-0.37	-0.36	-0.36	-0.37	-0.36
Winston-Salem, NC	CO	Maintenance	100	0.00	0.00	-0.34	-0.34	-0.34	-0.34	-0.34	-0.34	-0.34	-0.34	-0.34
Worcester, MA	CO	Maintenance	100	0.00	0.00	-0.17	-0.17	-0.17	-0.17	-0.17	-0.17	-0.17	-0.17	-0.17
Yakima County, WA	PM ₁₀	Maintenance	100	0.00	0.00	-0.08	-0.08	-0.08	-0.08	-0.08	-0.08	-0.08	-0.08	-0.08
Yakima, WA	CO	Maintenance	100	0.00	0.00	-0.03	-0.03	-0.03	-0.03	-0.03	-0.03	-0.03	-0.03	-0.03
York, PA	Ozone	Maintenance	100	0.00	0.01	-0.61	-0.62	-0.62	-0.62	-0.62	-0.62	-0.62	-0.62	-0.62
York, PA	PM _{2.5}	Nonattainment	100	0.00	0.01	-0.61	-0.62	-0.62	-0.62	-0.62	-0.62	-0.62	-0.62	-0.62
Youngstown-Warren-Sharon, OH-PA	Ozone	Maintenance	100	0.00	0.01	-0.69	-0.70	-0.70	-0.70	-0.70	-0.70	-0.70	-0.70	-0.70
Yuma, AZ	PM ₁₀	Moderate	100	0.00	0.00	-0.16	-0.16	-0.16	-0.16	-0.16	-0.16	-0.16	-0.16	-0.16

^{a/} Negative emissions changes indicate reductions; positive emissions changes are increases. Values of less than 0.005 tons/year are rounded to zero.

^{b/} Preferred Alternative

^{c/} Pollutants for which the area is designated nonattainment or maintenance as of 2010. Source: 40 CFR 81.

^{d/} Emissions thresholds in tons/year of: CO in CO maintenance and nonattainment areas; VOC or NO_x in ozone maintenance and nonattainment areas; primary PM_{2.5} in PM_{2.5} maintenance and nonattainment areas; primary PM₁₀ in PM₁₀ maintenance and nonattainment areas; and SO₂ in SO₂ maintenance and nonattainment areas. Source: 40 CFR § 93.153. These thresholds are provided for information only; a general conformity determination is not required for the proposed actions. (See section 3.3.1.)

Source: EPA (U.S. Environmental Protection Agency). 2010. The Green Book Nonattainment Areas. Washington, District of Columbia. Last Revised: June 16, 2010. U.S. Environmental Protection Agency. Available: <http://www.epa.gov/oaqps001/greenbk/>. Accessed: August 6, 2010.

Table D1-6 Emission Changes μ / by Nonattainment Area with Alternative Standards for HD Vehicles Acrolein 2050														
Nonattainment Area	Pollutant	Status c /	General Conformity Threshold d /	Emissions Changes for Proposed Alternatives (tons/year)										
				Alt. 1	Alt. 2	Alt. 3	Alt. 4	Alt. 6A	Alt. 5	Alt. 6 b /	Alt. 7	Alt. 6B	Alt. 8	
				No Action	Engine Only	Class 8 Tractors	Engines & Classes 7-8 Tractors	15% below Preferred Alternative Stringency	Engines, Classes 7-8 Tractors, & Classes 2b-3	Engines, Tractors, & Classes 2b-8	Engines, Tractors, & Truck, & Trailers	20% above Preferred Alternative Stringency	Accelerated Hybrid Adoption	
Addison Township (Gallia County), OH	SO _x	Maintenance	100	0.00	0.00	0.00	0.00	0.00	0.00	0.00	0.00	0.00	0.00	0.00
Ajo (Pima County), AZ	PM ₁₀	Moderate	100	0.00	0.00	-0.01	-0.01	-0.01	-0.01	-0.01	-0.01	-0.01	-0.01	-0.01
Ajo (Pima County), AZ	SO _x	Maintenance	100	0.00	0.00	-0.01	-0.01	-0.01	-0.01	-0.01	-0.01	-0.01	-0.01	-0.01
Albany-Schenectady-Troy, NY	Ozone	Former Subpart 1	50	0.00	0.01	-0.76	-0.77	-0.77	-0.77	-0.77	-0.77	-0.77	-0.77	-0.77
Albuquerque, NM	CO	Maintenance	100	0.00	0.01	-0.60	-0.61	-0.61	-0.61	-0.61	-0.61	-0.61	-0.61	-0.61
Allegan County, MI	Ozone	Former Subpart 1	50	0.00	0.00	-0.28	-0.29	-0.29	-0.29	-0.29	-0.29	-0.29	-0.29	-0.29
Allentown-Bethlehem-Easton, PA	Ozone	Maintenance	100	0.00	0.01	-0.68	-0.69	-0.69	-0.69	-0.69	-0.69	-0.69	-0.69	-0.69
Altoona, PA	Ozone	Maintenance	100	0.00	0.00	-0.10	-0.10	-0.10	-0.10	-0.10	-0.10	-0.10	-0.10	-0.10
Amador and Calveras Counties (Central Mountain), CA	Ozone	Former Subpart 1	50	0.00	0.00	-0.13	-0.13	-0.13	-0.13	-0.13	-0.13	-0.13	-0.13	-0.13
Anchorage, AK	CO	Maintenance	100	0.00	0.00	-0.08	-0.08	-0.08	-0.08	-0.08	-0.08	-0.08	-0.08	-0.08
Anthony, NM	PM ₁₀	Moderate	100	0.00	0.00	-0.01	-0.01	-0.01	-0.01	-0.01	-0.01	-0.01	-0.01	-0.01
Armstrong County, PA	SO _x	Nonattainment	100	0.00	0.00	0.00	0.00	0.00	0.00	0.00	0.00	0.00	0.00	0.00
Aspen, CO	PM ₁₀	Maintenance	100	0.00	0.00	-0.01	-0.01	-0.01	-0.01	-0.01	-0.01	-0.01	-0.01	-0.01
Atlanta, GA	Ozone	Moderate	50	0.00	0.25	-16.50	-16.77	-16.77	-16.77	-16.77	-16.78	-16.77	-16.78	-16.77
Atlanta, GA	PM _{2.5}	Nonattainment	100	0.00	0.25	-16.50	-16.77	-16.77	-16.77	-16.77	-16.78	-16.77	-16.78	-16.77
Atlantic City, NJ	CO	Maintenance	100	0.00	0.00	-0.02	-0.02	-0.02	-0.02	-0.02	-0.02	-0.02	-0.02	-0.02
Bakersfield, CA	CO	Maintenance	100	0.00	0.01	-0.42	-0.43	-0.43	-0.43	-0.43	-0.43	-0.43	-0.43	-0.43
Baltimore, MD	CO	Maintenance	100	0.00	0.05	-3.23	-3.28	-3.28	-3.28	-3.28	-3.28	-3.28	-3.28	-3.28
Baltimore, MD	Ozone	Moderate	50	0.00	0.05	-3.23	-3.28	-3.28	-3.28	-3.28	-3.28	-3.28	-3.28	-3.28
Baltimore, MD	PM _{2.5}	Nonattainment	100	0.00	0.05	-3.23	-3.28	-3.28	-3.28	-3.28	-3.28	-3.28	-3.28	-3.28
Baton Rouge, LA	Ozone	Moderate	50	0.00	0.01	-0.89	-0.90	-0.90	-0.90	-0.90	-0.90	-0.90	-0.90	-0.92
Beaumont-Port Arthur, TX	Ozone	Moderate	50	0.00	0.01	-0.49	-0.49	-0.49	-0.49	-0.49	-0.49	-0.49	-0.49	-0.72
Benton County, TN	SO _x	Maintenance	100	0.00	0.00	0.00	0.00	0.00	0.00	0.00	0.00	0.00	0.00	0.00
Benton Harbor, MI	Ozone	Maintenance	100	0.00	0.00	-0.29	-0.29	-0.29	-0.29	-0.29	-0.29	-0.29	-0.29	-0.29
Benzie County, MI	Ozone	Maintenance	100	0.00	0.00	-0.05	-0.05	-0.05	-0.05	-0.05	-0.05	-0.05	-0.05	-0.05
Berkeley and Jefferson Counties, WV	Ozone	Maintenance	100	0.00	0.00	-0.28	-0.28	-0.28	-0.28	-0.28	-0.28	-0.28	-0.28	-0.28
Billings, MT	CO	Maintenance	100	0.00	0.00	-0.09	-0.09	-0.09	-0.09	-0.09	-0.09	-0.09	-0.09	-0.09
Birmingham, AL	Ozone	Maintenance	100	0.00	0.03	-1.92	-1.95	-1.95	-1.95	-1.95	-1.95	-1.95	-1.95	-2.01
Birmingham, AL	PM _{2.5}	Nonattainment	100	0.00	0.03	-1.92	-1.95	-1.95	-1.95	-1.95	-1.95	-1.95	-1.95	-2.01
Boise-Northern Ada County, ID	CO	Maintenance	100	0.00	0.01	-0.72	-0.73	-0.73	-0.73	-0.73	-0.73	-0.73	-0.73	-0.73
Boise-Northern Ada County, ID	PM ₁₀	Maintenance	100	0.00	0.01	-0.72	-0.73	-0.73	-0.73	-0.73	-0.73	-0.73	-0.73	-0.73
Bonner County (Sandpoint), ID	PM ₁₀	Moderate	100	0.00	0.00	-0.02	-0.02	-0.02	-0.02	-0.02	-0.02	-0.02	-0.02	-0.02
Boston, MA	CO	Maintenance	100	0.00	0.01	-0.69	-0.70	-0.70	-0.70	-0.70	-0.70	-0.70	-0.70	-0.70
Boston-Lawrence-Worcester (eastern MA), MA	Ozone	Moderate	50	0.00	0.07	-4.58	-4.66	-4.66	-4.66	-4.66	-4.66	-4.66	-4.66	-4.66
Boston-Manchester-Portsmouth (southeast NH), NH	Ozone	Moderate	50	0.00	0.01	-0.73	-0.75	-0.75	-0.75	-0.75	-0.75	-0.75	-0.75	-0.75
Boyd County (part), KY	SO _x	Maintenance	100	0.00	0.00	-0.01	-0.01	-0.01	-0.01	-0.01	-0.01	-0.01	-0.01	-0.01
Buffalo-Niagara Falls, NY	Ozone	Former Subpart 1	50	0.00	0.01	-0.70	-0.72	-0.72	-0.72	-0.72	-0.72	-0.72	-0.72	-0.72
Burlington, NJ	CO	Maintenance	100	0.00	0.00	-0.01	-0.01	-0.01	-0.01	-0.01	-0.01	-0.01	-0.01	-0.01
Butte, MT	PM ₁₀	Moderate	100	0.00	0.00	-0.03	-0.03	-0.03	-0.03	-0.03	-0.03	-0.03	-0.03	-0.03
Canon City, CO	PM ₁₀	Maintenance	100	0.00	0.00	-0.02	-0.02	-0.02	-0.02	-0.02	-0.02	-0.02	-0.02	-0.02
Canton-Massillon, OH	Ozone	Maintenance	100	0.00	0.01	-0.72	-0.73	-0.73	-0.73	-0.73	-0.73	-0.73	-0.73	-0.73
Canton-Massillon, OH	PM _{2.5}	Nonattainment	100	0.00	0.01	-0.72	-0.73	-0.73	-0.73	-0.73	-0.73	-0.73	-0.73	-0.73
Case County, MI	Ozone	Maintenance	100	0.00	0.00	-0.08	-0.08	-0.08	-0.08	-0.08	-0.08	-0.08	-0.08	-0.08

Table D1-6 Emission Changes <u>a/</u> by Nonattainment Area with Alternative Standards for HD Vehicles Acrolein 2050														
Nonattainment Area	Pollutant	Status <u>c/</u>	General Conformity Threshold <u>d/</u>	Emissions Changes for Proposed Alternatives (tons/year)										
				Alt. 1	Alt. 2	Alt. 3	Alt. 4	Alt. 6A	Alt. 5	Alt. 6 <u>b/</u>	Alt. 7	Alt. 6B	Alt. 8	
				No Action	Engine Only	Class 8 Tractors	Engines & Classes 7-8 Tractors	15% below Preferred Alternative Stringency	Engines, Classes 7-8 Tractors, & Classes 2b-3	Engines, Tractors, & Classes 2b-8	Engines, Tractors, & Trucks, & Trailers	20% above Preferred Alternative Stringency	Accelerated Hybrid Adoption	
Center Township (Morgan County), OH	SO _x	Maintenance	100	0.00	0.00	0.00	0.00	0.00	0.00	0.00	0.00	0.00	0.00	0.00
Central Steptoe Valley (White Pine County), NV	SO _x	Maintenance	100	0.00	0.00	0.00	0.00	0.00	0.00	0.00	0.00	0.00	0.00	0.00
Charleston, WV	Ozone	Maintenance	100	0.00	0.01	-0.78	-0.79	-0.79	-0.79	-0.79	-0.79	-0.79	-0.79	-0.79
Charleston, WV	PM _{2.5}	Nonattainment	100	0.00	0.01	-0.78	-0.79	-0.79	-0.79	-0.79	-0.79	-0.79	-0.79	-0.79
Charlotte, NC	CO	Maintenance	100	0.00	0.01	-0.91	-0.92	-0.92	-0.92	-0.92	-0.92	-0.92	-0.92	-0.92
Charlotte-Gastonia-Rock Hill, NC-SC	Ozone	Moderate	50	0.00	0.03	-2.06	-2.10	-2.10	-2.10	-2.10	-2.10	-2.10	-2.10	-2.10
Chattanooga, TN-GA-AL	PM _{2.5}	Nonattainment	100	0.00	0.01	-0.70	-0.71	-0.71	-0.71	-0.71	-0.71	-0.71	-0.71	-0.71
Chattanooga, TN-GA	Ozone	Former Subpart 1	50	0.00	0.01	-0.66	-0.67	-0.67	-0.67	-0.67	-0.67	-0.67	-0.67	-0.67
Chicago-Gary-Lake County, IL-IN	Ozone	Moderate	50	0.00	0.35	-22.71	-23.08	-23.08	-23.08	-23.09	-23.08	-23.08	-23.09	-23.08
Chicago-Gary-Lake County, IL-IN	PM _{2.5}	Nonattainment	100	0.00	0.35	-22.71	-23.08	-23.08	-23.08	-23.09	-23.08	-23.08	-23.09	-23.08
Chico, CA	CO	Maintenance	100	0.00	0.00	-0.28	-0.29	-0.29	-0.29	-0.29	-0.29	-0.29	-0.29	-0.29
Chico, CA	Ozone	Former Subpart 1	50	0.00	0.00	-0.28	-0.29	-0.29	-0.29	-0.29	-0.29	-0.29	-0.29	-0.29
Cincinnati-Hamilton, OH-KY-IN	Ozone	Former Subpart 1	50	0.00	0.08	-5.37	-5.46	-5.46	-5.46	-5.46	-5.46	-5.46	-5.46	-5.46
Cincinnati-Hamilton, OH-KY-IN	PM _{2.5}	Nonattainment	100	0.00	0.08	-5.37	-5.46	-5.46	-5.46	-5.46	-5.46	-5.46	-5.46	-5.46
Clairton & 4 Boroughs, PA	PM ₁₀	Maintenance	100	0.00	0.00	-0.01	-0.01	-0.01	-0.01	-0.01	-0.01	-0.01	-0.01	-0.01
Clark County, NV	PM ₁₀	Serious	70	0.00	0.00	-0.24	-0.24	-0.24	-0.24	-0.24	-0.24	-0.24	-0.24	-0.24
Clarksville-Hopkinsville, TN-KY	Ozone	Maintenance	100	0.00	0.01	-0.44	-0.45	-0.45	-0.45	-0.45	-0.45	-0.45	-0.45	-0.45
Clearfield and Indiana Counties, PA	Ozone	Maintenance	100	0.00	0.01	-0.37	-0.37	-0.37	-0.37	-0.37	-0.37	-0.37	-0.37	-0.37
Cleveland, OH	CO	Maintenance	100	0.00	0.02	-1.04	-1.05	-1.05	-1.05	-1.05	-1.05	-1.05	-1.05	-1.05
Cleveland-Akron-Lorain, OH	Ozone	Maintenance	100	0.00	0.11	-6.98	-7.10	-7.10	-7.10	-7.10	-7.10	-7.10	-7.10	-7.10
Cleveland-Akron-Lorain, OH	PM _{2.5}	Nonattainment	100	0.00	0.11	-6.98	-7.10	-7.10	-7.10	-7.10	-7.10	-7.10	-7.10	-7.10
Coachella Valley, CA	PM ₁₀	Serious	70	0.00	0.01	-0.44	-0.45	-0.45	-0.45	-0.45	-0.45	-0.45	-0.45	-0.45
Colbert County, AL	SO _x	Maintenance	100	0.00	0.00	-0.06	-0.06	-0.06	-0.06	-0.06	-0.06	-0.06	-0.06	-0.06
Colorado Springs, CO	CO	Maintenance	100	0.00	0.01	-0.48	-0.49	-0.49	-0.49	-0.49	-0.49	-0.49	-0.49	-0.49
Columbia Falls, MT	PM ₁₀	Moderate	100	0.00	0.00	-0.01	-0.01	-0.01	-0.01	-0.01	-0.01	-0.01	-0.01	-0.01
Columbia, SC	Ozone	Former Subpart 1	50	0.00	0.01	-0.95	-0.97	-0.97	-0.97	-0.97	-0.97	-0.97	-0.97	-0.97
Columbus, OH	Ozone	Maintenance	100	0.00	0.08	-5.17	-5.26	-5.26	-5.26	-5.26	-5.26	-5.26	-5.26	-5.26
Columbus, OH	PM _{2.5}	Nonattainment	100	0.00	0.08	-5.17	-5.26	-5.26	-5.26	-5.26	-5.26	-5.26	-5.26	-5.26
Conewango Township (Warren County), PA	SO _x	Maintenance	100	0.00	0.00	0.00	0.00	0.00	0.00	0.00	0.00	0.00	0.00	0.00
Coso Junction, CA	PM ₁₀	Moderate	100	0.00	0.00	0.00	0.00	0.00	0.00	0.00	0.00	0.00	0.00	0.00
Cuyahoga County, OH	PM ₁₀	Maintenance	100	0.00	0.03	-1.91	-1.94	-1.94	-1.94	-1.94	-1.94	-1.94	-1.94	-1.94
Cuyahoga County, OH	SO _x	Maintenance	100	0.00	0.03	-1.91	-1.94	-1.94	-1.94	-1.94	-1.94	-1.94	-1.94	-1.94
Dallas-Fort Worth, TX	Ozone	Moderate	50	0.00	0.08	-5.09	-5.17	-5.17	-5.17	-5.17	-5.17	-5.17	-5.17	-5.17
Dayton-Springfield, OH	Ozone	Maintenance	100	0.00	0.03	-2.10	-2.14	-2.14	-2.14	-2.14	-2.14	-2.14	-2.14	-2.14
Dayton-Springfield, OH	PM _{2.5}	Nonattainment	100	0.00	0.03	-2.10	-2.14	-2.14	-2.14	-2.14	-2.14	-2.14	-2.14	-2.14
Denver Metro, CO	PM ₁₀	Maintenance	100	0.00	0.04	-2.29	-2.33	-2.33	-2.33	-2.33	-2.33	-2.33	-2.33	-2.33
Denver-Boulder, CO	CO	Maintenance	100	0.00	0.03	-2.18	-2.21	-2.21	-2.21	-2.22	-2.21	-2.22	-2.21	-2.21
Denver-Boulder-Greeley-Fort Collins-Loveland, CO	Ozone	Former Subpart 1	50	0.00	0.04	-2.89	-2.94	-2.94	-2.94	-2.94	-2.94	-2.94	-2.94	-2.94
Detroit, MI	CO	Maintenance	100	0.00	0.04	-2.45	-2.49	-2.49	-2.49	-2.49	-2.49	-2.49	-2.49	-2.49
Detroit-Ann Arbor, MI	Ozone	Maintenance	100	0.00	0.26	-16.69	-16.96	-16.96	-16.96	-16.97	-16.96	-16.97	-16.96	-16.96
Detroit-Ann Arbor, MI	PM _{2.5}	Nonattainment	100	0.00	0.26	-16.69	-16.96	-16.96	-16.96	-16.97	-16.96	-16.97	-16.96	-16.96
Door County, WI	Ozone	Former Subpart 1	50	0.00	0.00	-0.06	-0.06	-0.06	-0.06	-0.06	-0.06	-0.06	-0.06	-0.06
Douglas (Cochise County), AZ	PM ₁₀	Moderate	100	0.00	0.00	-0.08	-0.08	-0.08	-0.08	-0.08	-0.08	-0.08	-0.08	-0.08

Table D1-6 Emission Changes μ / by Nonattainment Area with Alternative Standards for HD Vehicles Acrolein 2050														
Nonattainment Area	Pollutant	Status c /	General Conformity Threshold d /	Emissions Changes for Proposed Alternatives (tons/year)										
				Alt. 1	Alt. 2	Alt. 3	Alt. 4	Alt. 6A	Alt. 5	Alt. 6 b /	Alt. 7	Alt. 6B	Alt. 8	
				No Action	Engine Only	Class 8 Tractors	Engines & Classes 7-8 Tractors	15% below Preferred Alternative Stringency	Engines, Classes 7-8 Tractors, & Classes 2b-3	Engines, Tractors, & Classes 2b-8	Engines, Tractors, & Truck, & Trailers	20% above Preferred Alternative Stringency	Accelerated Hybrid Adoption	
Douglas (Cochise County), AZ	SO _x	Maintenance	100	0.00	0.00	-0.08	-0.08	-0.08	-0.08	-0.08	-0.08	-0.08	-0.08	-0.08
Duluth, MN	CO	Maintenance	100	0.00	0.00	-0.09	-0.09	-0.09	-0.09	-0.09	-0.09	-0.09	-0.09	-0.09
Eagle River, AK	PM ₁₀	Moderate	100	0.00	0.00	-0.01	-0.01	-0.01	-0.01	-0.01	-0.01	-0.01	-0.01	-0.01
East Chicago, IN	CO	Maintenance	100	0.00	0.00	-0.26	-0.26	-0.26	-0.26	-0.26	-0.26	-0.26	-0.26	-0.26
East Chicago, IN	PM ₁₀	Maintenance	100	0.00	0.00	-0.26	-0.26	-0.26	-0.26	-0.26	-0.26	-0.26	-0.26	-0.26
East Helena Area (Lewis and Clark County), MT	SO _x	Nonattainment	100	0.00	0.00	0.00	0.00	0.00	0.00	0.00	0.00	0.00	0.00	0.00
El Paso County, TX	PM ₁₀	Moderate	100	0.00	0.00	-0.27	-0.27	-0.27	-0.27	-0.27	-0.27	-0.27	-0.27	-0.27
El Paso, TX	CO	Maintenance	100	0.00	0.00	-0.02	-0.02	-0.02	-0.02	-0.02	-0.02	-0.02	-0.02	-0.02
Erie, PA	Ozone	Maintenance	100	0.00	0.00	-0.32	-0.32	-0.32	-0.32	-0.32	-0.32	-0.32	-0.32	-0.32
Essex County (Whiteface Mountain), NY	Ozone	Former Subpart 1	50	0.00	0.00	0.00	0.00	0.00	0.00	0.00	0.00	0.00	0.00	0.00
Eugene-Springfield, OR	CO	Maintenance	100	0.00	0.01	-0.44	-0.45	-0.45	-0.45	-0.45	-0.45	-0.45	-0.45	-0.45
Eugene-Springfield, OR	PM ₁₀	Moderate	100	0.00	0.01	-0.44	-0.45	-0.45	-0.45	-0.45	-0.45	-0.45	-0.45	-0.45
Evansville, IN	Ozone	Maintenance	100	0.00	0.01	-0.95	-0.96	-0.96	-0.96	-0.96	-0.96	-0.96	-0.96	-0.96
Evansville, IN	PM _{2.5}	Nonattainment	100	0.00	0.01	-0.95	-0.96	-0.96	-0.96	-0.96	-0.96	-0.96	-0.96	-0.96
Fairbanks, AK	CO	Maintenance	100	0.00	0.00	-0.02	-0.02	-0.02	-0.02	-0.02	-0.02	-0.02	-0.02	-0.02
Fayetteville, NC	Ozone	Former Subpart 1	50	0.00	0.00	-0.31	-0.31	-0.31	-0.31	-0.31	-0.31	-0.31	-0.31	-0.31
Flathead County; Whitefish and vicinity, MT	PM ₁₀	Moderate	100	0.00	0.00	-0.01	-0.01	-0.01	-0.01	-0.01	-0.01	-0.01	-0.01	-0.01
Flint, MI	Ozone	Maintenance	100	0.00	0.01	-0.90	-0.92	-0.92	-0.92	-0.92	-0.92	-0.92	-0.92	-0.92
Follansbee, WV	PM ₁₀	Maintenance	100	0.00	0.00	0.00	0.00	0.00	0.00	0.00	0.00	0.00	0.00	0.00
Fort Collins, CO	CO	Maintenance	100	0.00	0.00	-0.17	-0.17	-0.17	-0.17	-0.17	-0.17	-0.17	-0.17	-0.17
Fort Hall Reservation, ID	PM ₁₀	Moderate	100	0.00	0.00	0.00	0.00	0.00	0.00	0.00	0.00	0.00	0.00	0.00
Fort Wayne, IN	Ozone	Maintenance	100	0.00	0.01	-0.56	-0.57	-0.57	-0.57	-0.57	-0.57	-0.57	-0.57	-0.57
Franklin County, PA	Ozone	Maintenance	100	0.00	0.00	-0.26	-0.27	-0.27	-0.27	-0.27	-0.27	-0.27	-0.27	-0.27
Franklin Township (Coshocton County), OH	SO _x	Maintenance	100	0.00	0.00	0.00	0.00	0.00	0.00	0.00	0.00	0.00	0.00	0.00
Frederick County, VA	Ozone	Former Subpart 1	50	0.00	0.00	-0.16	-0.16	-0.16	-0.16	-0.16	-0.16	-0.16	-0.16	-0.16
Fredericksburg, VA	Ozone	Maintenance	100	0.00	0.01	-0.33	-0.33	-0.33	-0.33	-0.33	-0.33	-0.33	-0.33	-0.33
Freehold, NJ	CO	Maintenance	100	0.00	0.00	-0.01	-0.01	-0.01	-0.01	-0.01	-0.01	-0.01	-0.01	-0.01
Fresno, CA	CO	Maintenance	100	0.00	0.01	-0.52	-0.53	-0.53	-0.53	-0.53	-0.53	-0.53	-0.53	-0.53
Grand Rapids, MI	Ozone	Maintenance	100	0.00	0.02	-1.53	-1.56	-1.56	-1.56	-1.56	-1.56	-1.56	-1.56	-1.56
Granite City, Nameoki Townships, IL	PM ₁₀	Maintenance	100	0.00	0.00	-0.05	-0.06	-0.06	-0.06	-0.06	-0.06	-0.06	-0.06	-0.06
Grant County, NM	SO _x	Maintenance	100	0.00	0.00	0.00	0.00	0.00	0.00	0.00	0.00	0.00	0.00	0.00
Grants Pass, OR	CO	Maintenance	100	0.00	0.00	-0.04	-0.04	-0.04	-0.04	-0.04	-0.04	-0.04	-0.04	-0.04
Grants Pass, OR	PM ₁₀	Maintenance	100	0.00	0.00	-0.04	-0.04	-0.04	-0.04	-0.04	-0.04	-0.04	-0.04	-0.04
Great Falls, MT	CO	Maintenance	100	0.00	0.00	-0.02	-0.02	-0.02	-0.02	-0.02	-0.02	-0.02	-0.02	-0.02
Greater Connecticut, CT	Ozone	Moderate	50	0.00	0.01	-0.89	-0.90	-0.90	-0.90	-0.90	-0.90	-0.90	-0.90	-0.90
Greeley, CO	CO	Maintenance	100	0.00	0.00	-0.13	-0.13	-0.13	-0.13	-0.13	-0.13	-0.13	-0.13	-0.13
Green Bay, WI	SO _x	Maintenance	100	0.00	0.00	-0.15	-0.16	-0.16	-0.16	-0.16	-0.16	-0.16	-0.16	-0.16
Greene County, IN	Ozone	Maintenance	100	0.00	0.00	-0.07	-0.08	-0.08	-0.08	-0.08	-0.08	-0.08	-0.08	-0.08
Greene County, PA	Ozone	Maintenance	100	0.00	0.00	-0.05	-0.05	-0.05	-0.05	-0.05	-0.05	-0.05	-0.05	-0.05
Greensboro-Winston Salem-High Point, NC	Ozone	Marginal	50	0.00	0.04	-2.64	-2.68	-2.68	-2.68	-2.68	-2.68	-2.68	-2.68	-2.68
Greensboro-Winston salem-High Point, NC	PM _{2.5}	Nonattainment	100	0.00	0.04	-2.64	-2.68	-2.68	-2.68	-2.68	-2.68	-2.68	-2.68	-2.68
Greenville-Spartanburg-Anderson, SC	Ozone	Former Subpart 1	50	0.00	0.02	-1.24	-1.26	-1.26	-1.26	-1.26	-1.26	-1.26	-1.26	-1.26
Groveland Township (Tazewell County), IL	SO _x	Maintenance	100	0.00	0.00	-0.03	-0.03	-0.03	-0.03	-0.03	-0.03	-0.03	-0.03	-0.03

Table D1-6 Emission Changes <u>a/</u> by Nonattainment Area with Alternative Standards for HD Vehicles Acrolein 2050														
Nonattainment Area	Pollutant	Status <u>c/</u>	General Conformity Threshold <u>d/</u>	Emissions Changes for Proposed Alternatives (tons/year)										
				Alt. 1	Alt. 2	Alt. 3	Alt. 4	Alt. 6A	Alt. 5	Alt. 6 <u>b/</u>	Alt. 7	Alt. 6B	Alt. 8	
				No Action	Engine Only	Class 8 Tractors	Engines & Classes 7-8 Tractors	15% below Preferred Alternative Stringency	Engines, Classes 7-8 Tractors, & Classes 2b-3	Engines, Tractors, & Classes 2b-8	Engines, Tractors, & Trucks, & Trailers	20% above Preferred Alternative Stringency	Accelerated Hybrid Adoption	
Hancock-Knox-Lincoln-Waldo Counties, ME	Ozone	Maintenance	100	0.00	0.00	-0.15	-0.15	-0.15	-0.15	-0.15	-0.15	-0.15	-0.15	-0.15
Harrisburg-Lebanon-Carlisle, PA	Ozone	Maintenance	100	0.00	0.04	-2.83	-2.88	-2.88	-2.88	-2.88	-2.88	-2.88	-2.88	-2.88
Harrisburg-Lebanon-Carlisle, PA	PM _{2.5}	Nonattainment	100	0.00	0.04	-2.83	-2.88	-2.88	-2.88	-2.88	-2.88	-2.88	-2.88	-2.88
Hartford-New Britain-Middletown, CT	CO	Maintenance	100	0.00	0.01	-0.61	-0.62	-0.62	-0.62	-0.62	-0.62	-0.62	-0.62	-0.62
Hayden (Pinal County), AZ	SO _x	Nonattainment	100	0.00	0.00	-0.01	-0.01	-0.01	-0.01	-0.01	-0.01	-0.01	-0.01	-0.01
Hayden/Miami, AZ	PM ₁₀	Moderate	100	0.00	0.00	-0.04	-0.04	-0.04	-0.04	-0.04	-0.04	-0.04	-0.04	-0.04
Haywood and Swain Counties (Great Smoky Mountain NP), NC	Ozone	Maintenance	100	0.00	0.00	-0.01	-0.01	-0.01	-0.01	-0.01	-0.01	-0.01	-0.01	-0.01
Hazelwood, PA	SO _x	Maintenance	100	0.00	0.00	-0.03	-0.03	-0.03	-0.03	-0.03	-0.03	-0.03	-0.03	-0.03
Hickory, NC	PM _{2.5}	Nonattainment	100	0.00	0.00	-0.17	-0.17	-0.17	-0.17	-0.17	-0.17	-0.17	-0.17	-0.17
Hickory-Morgantown-Lenoir, NC	Ozone	Former Subpart 1	50	0.00	0.00	-0.31	-0.32	-0.32	-0.32	-0.32	-0.32	-0.32	-0.32	-0.32
Hollis Township, IL	SO _x	Maintenance	100	0.00	0.00	0.00	0.00	0.00	0.00	0.00	0.00	0.00	0.00	0.00
Houston-Galveston-Brazoria, TX	Ozone	Severe	25	0.00	0.07	-4.77	-4.85	-4.85	-4.85	-4.85	-4.85	-4.85	-4.85	-5.17
Humphreys County, TN	SO _x	Maintenance	100	0.00	0.00	-0.01	-0.01	-0.01	-0.01	-0.01	-0.01	-0.01	-0.01	-0.01
Huntington-Ashland, WV-KY-OH	PM _{2.5}	Nonattainment	100	0.00	0.01	-0.39	-0.40	-0.40	-0.40	-0.40	-0.40	-0.40	-0.40	-0.40
Huntington-Ashland, WV-KY	Ozone	Maintenance	100	0.00	0.00	-0.19	-0.20	-0.20	-0.20	-0.20	-0.20	-0.20	-0.20	-0.20
Huron County, MI	Ozone	Maintenance	100	0.00	0.00	-0.05	-0.05	-0.05	-0.05	-0.05	-0.05	-0.05	-0.05	-0.05
Imperial County, CA	Ozone	Moderate	50	0.00	0.00	-0.25	-0.25	-0.25	-0.25	-0.25	-0.25	-0.25	-0.25	-0.25
Imperial Valley, CA	PM ₁₀	Serious	70	0.00	0.00	-0.24	-0.25	-0.25	-0.25	-0.25	-0.25	-0.25	-0.25	-0.25
Indian Wells, CA	PM ₁₀	Maintenance	100	0.00	0.00	-0.03	-0.03	-0.03	-0.03	-0.03	-0.03	-0.03	-0.03	-0.03
Indianapolis, IN	CO	Maintenance	100	0.00	0.09	-5.53	-5.62	-5.62	-5.62	-5.62	-5.62	-5.62	-5.62	-5.62
Indianapolis, IN	Ozone	Maintenance	100	0.00	0.09	-5.53	-5.62	-5.62	-5.62	-5.62	-5.62	-5.62	-5.62	-5.62
Indianapolis, IN	PM _{2.5}	Nonattainment	100	0.00	0.09	-5.53	-5.62	-5.62	-5.62	-5.62	-5.62	-5.62	-5.62	-5.62
Jackson County, IN	Ozone	Maintenance	100	0.00	0.00	-0.16	-0.16	-0.16	-0.16	-0.16	-0.16	-0.16	-0.16	-0.16
Jamestown, NY	Ozone	Former Subpart 1	50	0.00	0.00	-0.19	-0.19	-0.19	-0.19	-0.19	-0.19	-0.19	-0.19	-0.19
Jefferson County, NY	Ozone	Moderate	50	0.00	0.00	-0.12	-0.13	-0.13	-0.13	-0.13	-0.13	-0.13	-0.13	-0.13
Jefferson County, OH	PM ₁₀	Maintenance	100	0.00	0.00	-0.01	-0.01	-0.01	-0.01	-0.01	-0.01	-0.01	-0.01	-0.01
Johnson City-Kingsport-Bristol, TN	Ozone	Former Subpart 1	50	0.00	0.00	-0.28	-0.28	-0.28	-0.28	-0.28	-0.28	-0.28	-0.28	-0.28
Johnstown, PA	Ozone	Maintenance	100	0.00	0.00	-0.16	-0.17	-0.17	-0.17	-0.17	-0.17	-0.17	-0.17	-0.17
Johnstown, PA	PM _{2.5}	Nonattainment	100	0.00	0.00	-0.16	-0.17	-0.17	-0.17	-0.17	-0.17	-0.17	-0.17	-0.17
Juneau, AK	PM ₁₀	Moderate	100	0.00	0.00	-0.01	-0.01	-0.01	-0.01	-0.01	-0.01	-0.01	-0.01	-0.01
Kalamazoo-Battle Creek, MI	Ozone	Maintenance	100	0.00	0.01	-0.88	-0.90	-0.90	-0.90	-0.90	-0.90	-0.90	-0.90	-0.90
Kalispell, MT	PM ₁₀	Moderate	100	0.00	0.00	-0.04	-0.04	-0.04	-0.04	-0.04	-0.04	-0.04	-0.04	-0.04
Kent and Queen Annes Counties, MD	Ozone	Maintenance	100	0.00	0.00	-0.09	-0.09	-0.09	-0.09	-0.09	-0.09	-0.09	-0.09	-0.09
Kent, WA	PM ₁₀	Maintenance	100	0.00	0.00	-0.03	-0.03	-0.03	-0.03	-0.03	-0.03	-0.03	-0.03	-0.03
Kern County (Eastern Kern), CA	Ozone	Former Subpart 1	50	0.00	0.00	-0.07	-0.07	-0.07	-0.07	-0.07	-0.07	-0.07	-0.07	-0.07
Kewaunee County, WI	Ozone	Maintenance	100	0.00	0.00	-0.04	-0.04	-0.04	-0.04	-0.04	-0.04	-0.04	-0.04	-0.04
King County, WA	PM ₁₀	Maintenance	100	0.00	0.00	-0.01	-0.01	-0.01	-0.01	-0.01	-0.01	-0.01	-0.01	-0.01
Klamath Falls, OR	CO	Maintenance	100	0.00	0.00	-0.09	-0.09	-0.09	-0.09	-0.09	-0.09	-0.09	-0.09	-0.09
Klamath Falls, OR	PM ₁₀	Maintenance	100	0.00	0.00	-0.09	-0.09	-0.09	-0.09	-0.09	-0.09	-0.09	-0.09	-0.09
Knoxville, TN	Ozone	Former Subpart 1	50	0.00	0.06	-3.61	-3.67	-3.67	-3.67	-3.67	-3.67	-3.67	-3.67	-3.67
Knoxville, TN	PM _{2.5}	Nonattainment	100	0.00	0.06	-3.61	-3.67	-3.67	-3.67	-3.67	-3.67	-3.67	-3.67	-3.67
La Porte County, IN	SO _x	Maintenance	100	0.00	0.00	-0.08	-0.08	-0.08	-0.08	-0.08	-0.08	-0.08	-0.08	-0.08
LaGrande, OR	PM ₁₀	Maintenance	100	0.00	0.00	-0.01	-0.01	-0.01	-0.01	-0.01	-0.01	-0.01	-0.01	-0.01

Table D1-6 Emission Changes <u>a/</u> by Nonattainment Area with Alternative Standards for HD Vehicles Acrolein 2050														
Nonattainment Area	Pollutant	Status <u>c/</u>	General Conformity Threshold <u>d/</u>	Emissions Changes for Proposed Alternatives (tons/year)										
				Alt. 1	Alt. 2	Alt. 3	Alt. 4	Alt. 6A	Alt. 5	Alt. 6 <u>b/</u>	Alt. 7	Alt. 6B	Alt. 8	
				No Action	Engine Only	Class 8 Tractors	Engines & Classes 7-8 Tractors	15% below Preferred Alternative Stringency	Engines, Classes 7-8 Tractors, & Classes 2b-3	Engines, Tractors, & Classes 2b-8	Engines, Tractors, & Truck, & Trailers	20% above Preferred Alternative Stringency	Accelerated Hybrid Adoption	
Lake County, IN	SO _x	Maintenance	100	0.00	0.01	-0.37	-0.37	-0.37	-0.37	-0.37	-0.37	-0.37	-0.37	-0.37
Lake County, OH	SO _x	Maintenance	100	0.00	0.00	-0.05	-0.05	-0.05	-0.05	-0.05	-0.05	-0.05	-0.05	-0.05
Lake County, OR	PM ₁₀	Maintenance	100	0.00	0.00	-0.01	-0.01	-0.01	-0.01	-0.01	-0.01	-0.01	-0.01	-0.01
Lake Tahoe North Shore, CA	CO	Maintenance	100	0.00	0.00	-0.02	-0.02	-0.02	-0.02	-0.02	-0.02	-0.02	-0.02	-0.02
Lake Tahoe South Shore, CA	CO	Maintenance	100	0.00	0.00	-0.05	-0.05	-0.05	-0.05	-0.05	-0.05	-0.05	-0.05	-0.05
Lake Tahoe, NV	CO	Maintenance	100	0.00	0.00	-0.01	-0.01	-0.01	-0.01	-0.01	-0.01	-0.01	-0.01	-0.01
Lamar, CO	PM ₁₀	Maintenance	100	0.00	0.00	-0.01	-0.01	-0.01	-0.01	-0.01	-0.01	-0.01	-0.01	-0.01
Lame Deer, MT	PM ₁₀	Moderate	100	0.00	0.00	0.00	0.00	0.00	0.00	0.00	0.00	0.00	0.00	0.00
Lancaster, PA	Ozone	Maintenance	100	0.00	0.02	-1.11	-1.13	-1.13	-1.13	-1.13	-1.13	-1.13	-1.13	-1.13
Lancaster, PA	PM _{2.5}	Nonattainment	100	0.00	0.02	-1.11	-1.13	-1.13	-1.13	-1.13	-1.13	-1.13	-1.13	-1.13
Lane County, OR	PM ₁₀	Moderate	100	0.00	0.00	0.00	0.00	0.00	0.00	0.00	0.00	0.00	0.00	0.00
Lansing-East Lansing, MI	Ozone	Maintenance	100	0.00	0.01	-0.85	-0.87	-0.87	-0.87	-0.87	-0.87	-0.87	-0.87	-0.87
LaPorte, IN	Ozone	Maintenance	100	0.00	0.00	-0.21	-0.21	-0.21	-0.21	-0.21	-0.21	-0.21	-0.21	-0.21
Las Vegas, NV	CO	Serious	100	0.00	0.01	-0.47	-0.48	-0.48	-0.48	-0.48	-0.48	-0.48	-0.48	-0.48
Las Vegas, NV	Ozone	Former Subpart 1	50	0.00	0.01	-0.47	-0.48	-0.48	-0.48	-0.48	-0.48	-0.48	-0.48	-0.48
Lauderdale County, AL	SO _x	Maintenance	100	0.00	0.00	-0.10	-0.10	-0.10	-0.10	-0.10	-0.10	-0.10	-0.10	-0.10
Laurel Area (Yellowstone County), MT	SO _x	Nonattainment	100	0.00	0.00	0.00	0.00	0.00	0.00	0.00	0.00	0.00	0.00	0.00
Libby, MT	PM ₁₀	Moderate	100	0.00	0.00	-0.01	-0.01	-0.01	-0.01	-0.01	-0.01	-0.01	-0.01	-0.01
Libby, MT	PM _{2.5}	Nonattainment	100	0.00	0.00	-0.01	-0.01	-0.01	-0.01	-0.01	-0.01	-0.01	-0.01	-0.01
Liberty-Clairton, PA	PM _{2.5}	Nonattainment	100	0.00	0.00	-0.01	-0.01	-0.01	-0.01	-0.01	-0.01	-0.01	-0.01	-0.01
Lima, OH	Ozone	Maintenance	100	0.00	0.00	-0.17	-0.18	-0.18	-0.18	-0.18	-0.18	-0.18	-0.18	-0.18
Longmont, CO	CO	Maintenance	100	0.00	0.00	-0.08	-0.08	-0.08	-0.08	-0.08	-0.08	-0.08	-0.08	-0.08
Lorain County, OH	SO _x	Maintenance	100	0.00	0.00	-0.06	-0.06	-0.06	-0.06	-0.06	-0.06	-0.06	-0.06	-0.06
Los Angeles South Coast Air Basin, CA	CO	Maintenance	100	0.00	0.67	-43.70	-44.42	-44.42	-44.42	-44.42	-44.43	-44.43	-44.43	-44.45
Los Angeles South Coast Air Basin, CA	NO _x	Maintenance	100	0.00	0.67	-43.70	-44.42	-44.42	-44.42	-44.42	-44.43	-44.43	-44.43	-44.45
Los Angeles South Coast Air Basin, CA	Ozone	Extreme	10	0.00	0.67	-43.70	-44.42	-44.42	-44.42	-44.42	-44.43	-44.43	-44.43	-44.45
Los Angeles South Coast Air Basin, CA	PM ₁₀	Serious	70	0.00	0.67	-43.70	-44.42	-44.42	-44.42	-44.42	-44.43	-44.43	-44.43	-44.45
Los Angeles South Coast Air Basin, CA	PM _{2.5}	Nonattainment	100	0.00	0.67	-43.70	-44.42	-44.42	-44.42	-44.42	-44.43	-44.43	-44.43	-44.45
Los Angeles-San Bernardino Counties (western Mohave), CA	Ozone	Moderate	50	0.00	0.01	-0.42	-0.43	-0.43	-0.43	-0.43	-0.43	-0.43	-0.43	-0.43
Louisville, KY-IN	Ozone	Maintenance	100	0.00	0.05	-3.47	-3.53	-3.53	-3.53	-3.53	-3.53	-3.53	-3.53	-3.53
Louisville, KY-IN	PM _{2.5}	Nonattainment	100	0.00	0.05	-3.47	-3.53	-3.53	-3.53	-3.53	-3.53	-3.53	-3.53	-3.53
Lowell, MA	CO	Maintenance	100	0.00	0.00	-0.10	-0.11	-0.11	-0.11	-0.11	-0.11	-0.11	-0.11	-0.11
Lucas County, OH	SO _x	Maintenance	100	0.00	0.01	-0.35	-0.35	-0.35	-0.35	-0.35	-0.35	-0.35	-0.35	-0.35
Lyons Township, IL	PM ₁₀	Maintenance	100	0.00	0.00	-0.09	-0.09	-0.09	-0.09	-0.09	-0.09	-0.09	-0.09	-0.09
Macon, GA	Ozone	Maintenance	100	0.00	0.00	-0.29	-0.30	-0.30	-0.30	-0.30	-0.30	-0.30	-0.30	-0.30
Macon, GA	PM _{2.5}	Nonattainment	100	0.00	0.00	-0.29	-0.30	-0.30	-0.30	-0.30	-0.30	-0.30	-0.30	-0.30
Madison and Page Counties (Shenandoah NP), VA	Ozone	Maintenance	100	0.00	0.00	0.00	0.00	0.00	0.00	0.00	0.00	0.00	0.00	0.00
Madison, WI	SO _x	Maintenance	100	0.00	0.01	-0.39	-0.40	-0.40	-0.40	-0.40	-0.40	-0.40	-0.40	-0.40
Mammoth Lake, CA	PM ₁₀	Moderate	100	0.00	0.00	-0.01	-0.01	-0.01	-0.01	-0.01	-0.01	-0.01	-0.01	-0.01
Manchester, NH	CO	Maintenance	100	0.00	0.00	-0.07	-0.07	-0.07	-0.07	-0.07	-0.07	-0.07	-0.07	-0.07
Manitowoc County, WI	Ozone	Former Subpart 1	50	0.00	0.00	-0.20	-0.20	-0.20	-0.20	-0.20	-0.20	-0.20	-0.20	-0.20
Marion County, IN	SO _x	Maintenance	100	0.00	0.01	-0.35	-0.36	-0.36	-0.36	-0.36	-0.36	-0.36	-0.36	-0.36
Mariposa and Tuolumne Counties (Southern Mountain), CA	Ozone	Former Subpart 1	50	0.00	0.00	-0.08	-0.08	-0.08	-0.08	-0.08	-0.08	-0.08	-0.08	-0.08

Table D1-6 Emission Changes <u>a/</u> by Nonattainment Area with Alternative Standards for HD Vehicles Acrolein 2050														
Nonattainment Area	Pollutant	Status <u>c/</u>	General Conformity Threshold <u>d/</u>	Emissions Changes for Proposed Alternatives (tons/year)										
				Alt. 1	Alt. 2	Alt. 3	Alt. 4	Alt. 6A	Alt. 5	Alt. 6 <u>b/</u>	Alt. 7	Alt. 6B	Alt. 8	
				No Action	Engine Only	Class 8 Tractors	Engines & Classes 7-8 Tractors	15% below Preferred Alternative Stringency	Engines, Classes 7-8 Tractors, & Classes 2b-3	Engines, Tractors, & Classes 2b-8	Engines, Tractors, & Truck, & Trailers	20% above Preferred Alternative Stringency	Accelerated Hybrid Adoption	
Martinsburg, WV-Hagerstown, MD	PM _{2.5}	Nonattainment	100	0.00	0.01	-0.38	-0.39	-0.39	-0.39	-0.39	-0.39	-0.39	-0.39	-0.39
Mason County, MI	Ozone	Maintenance	100	0.00	0.00	-0.05	-0.05	-0.05	-0.05	-0.05	-0.05	-0.05	-0.05	-0.05
Medford, OR	CO	Maintenance	100	0.00	0.00	-0.09	-0.09	-0.09	-0.09	-0.09	-0.09	-0.09	-0.09	-0.09
Medford-Ashland, OR	PM ₁₀	Maintenance	100	0.00	0.00	-0.21	-0.22	-0.22	-0.22	-0.22	-0.22	-0.22	-0.22	-0.22
Memphis, TN-AR	Ozone	Maintenance	100	0.00	0.02	-1.25	-1.27	-1.27	-1.27	-1.27	-1.27	-1.27	-1.27	-1.27
Memphis, TN	CO	Maintenance	100	0.00	0.02	-1.14	-1.16	-1.16	-1.16	-1.16	-1.16	-1.16	-1.16	-1.16
Miami (Gila County), AZ	SO _x	Maintenance	100	0.00	0.00	-0.03	-0.03	-0.03	-0.03	-0.03	-0.03	-0.03	-0.03	-0.03
Millinocket AQCR 109, ME	SO _x	Maintenance	100	0.00	0.00	-0.01	-0.01	-0.01	-0.01	-0.01	-0.01	-0.01	-0.01	-0.01
Milwaukee, WI	SO _x	Maintenance	100	0.00	0.01	-0.54	-0.55	-0.55	-0.55	-0.55	-0.55	-0.55	-0.55	-0.55
Milwaukee-Racine, WI	Ozone	Moderate	50	0.00	0.04	-2.29	-2.33	-2.33	-2.33	-2.33	-2.33	-2.33	-2.33	-2.33
Minneapolis-St Paul, MN	CO	Maintenance	100	0.00	0.11	-7.01	-7.13	-7.13	-7.13	-7.13	-7.13	-7.13	-7.13	-7.13
Minneapolis-St Paul, MN	SO _x	Maintenance	100	0.00	0.11	-7.01	-7.13	-7.13	-7.13	-7.13	-7.13	-7.13	-7.13	-7.13
Missoula, MT	CO	Maintenance	100	0.00	0.00	-0.16	-0.16	-0.16	-0.16	-0.16	-0.16	-0.16	-0.16	-0.16
Missoula, MT	PM ₁₀	Moderate	100	0.00	0.00	-0.16	-0.16	-0.16	-0.16	-0.16	-0.16	-0.16	-0.16	-0.16
Modesto, CA	CO	Maintenance	100	0.00	0.00	-0.31	-0.31	-0.31	-0.31	-0.31	-0.31	-0.31	-0.31	-0.31
Mohave County, AZ	PM ₁₀	Maintenance	100	0.00	0.00	-0.15	-0.15	-0.15	-0.15	-0.15	-0.15	-0.15	-0.15	-0.15
Mono Basin, CA	PM ₁₀	Moderate	100	0.00	0.00	0.00	0.00	0.00	0.00	0.00	0.00	0.00	0.00	0.00
Morenci (Greenlee County), AZ	SO _x	Maintenance	100	0.00	0.00	0.00	0.00	0.00	0.00	0.00	0.00	0.00	0.00	0.00
Morristown, NJ	CO	Maintenance	100	0.00	0.00	-0.02	-0.02	-0.02	-0.02	-0.02	-0.02	-0.02	-0.02	-0.02
Muhlenberg County, KY	SO _x	Maintenance	100	0.00	0.00	-0.04	-0.04	-0.04	-0.04	-0.04	-0.04	-0.04	-0.04	-0.04
Muncie, IN	Ozone	Maintenance	100	0.00	0.00	-0.17	-0.17	-0.17	-0.17	-0.17	-0.17	-0.17	-0.17	-0.17
Murray County (Chattahoochee NF), GA	Ozone	Maintenance	100	0.00	0.00	-0.01	-0.01	-0.01	-0.01	-0.01	-0.01	-0.01	-0.01	-0.01
Muscatine County, IA	SO _x	Maintenance	100	0.00	0.00	-0.03	-0.03	-0.03	-0.03	-0.03	-0.03	-0.03	-0.03	-0.03
Muskegon, MI	Ozone	Maintenance	100	0.00	0.00	-0.23	-0.24	-0.24	-0.24	-0.24	-0.24	-0.24	-0.24	-0.24
Nashua, NH	CO	Maintenance	100	0.00	0.00	-0.05	-0.05	-0.05	-0.05	-0.05	-0.05	-0.05	-0.05	-0.05
Nashville, TN	Ozone	Former Subpart 1	50	0.00	0.05	-2.98	-3.03	-3.03	-3.03	-3.03	-3.03	-3.03	-3.03	-3.03
Nevada County (western part), CA	Ozone	Former Subpart 1	50	0.00	0.00	-0.09	-0.09	-0.09	-0.09	-0.09	-0.09	-0.09	-0.09	-0.09
New Haven County, CT	PM ₁₀	Maintenance	100	0.00	0.00	-0.10	-0.10	-0.10	-0.10	-0.10	-0.10	-0.10	-0.10	-0.10
New Haven-Meriden-Waterbury, CT	CO	Maintenance	100	0.00	0.01	-0.46	-0.47	-0.47	-0.47	-0.47	-0.47	-0.47	-0.47	-0.47
New Manchester-Grant Magisterial District (Hancock County), WV	SO _x	Maintenance	100	0.00	0.00	-0.01	-0.01	-0.01	-0.01	-0.01	-0.01	-0.01	-0.01	-0.01
New York County, NY	PM ₁₀	Moderate	100	0.00	0.00	-0.17	-0.18	-0.18	-0.18	-0.18	-0.18	-0.18	-0.18	-0.18
New York-N. New Jersey-Long Island, NY-NJ-CT	CO	Maintenance	100	0.00	0.18	-11.43	-11.62	-11.62	-11.62	-11.62	-11.62	-11.62	-11.62	-11.62
New York-N. New Jersey-Long Island, NY-NJ-CT	PM _{2.5}	Nonattainment	100	0.00	0.18	-11.43	-11.62	-11.62	-11.62	-11.62	-11.62	-11.62	-11.62	-11.62
New York-northern New Jersey-Long Island, NY-NJ-CT	Ozone	Moderate	50	0.00	0.12	-7.70	-7.83	-7.83	-7.83	-7.83	-7.83	-7.83	-7.83	-7.83
Nogales, AZ	PM ₁₀	Moderate	100	0.00	0.00	-0.05	-0.05	-0.05	-0.05	-0.05	-0.05	-0.05	-0.05	-0.05
Norfolk-Virginia Beach-Newport News, VA	Ozone	Maintenance	100	0.00	0.01	-0.68	-0.69	-0.69	-0.69	-0.69	-0.69	-0.69	-0.69	-0.69
Ogden, UT	CO	Maintenance	100	0.00	0.00	-0.08	-0.08	-0.08	-0.08	-0.08	-0.08	-0.08	-0.08	-0.08
Ogden, UT	PM ₁₀	Moderate	100	0.00	0.00	-0.08	-0.08	-0.08	-0.08	-0.08	-0.08	-0.08	-0.08	-0.08
Oglesby, IL	PM ₁₀	Maintenance	100	0.00	0.00	0.00	0.00	0.00	0.00	0.00	0.00	0.00	0.00	0.00
Olmsted County, MN	PM ₁₀	Maintenance	100	0.00	0.00	-0.02	-0.02	-0.02	-0.02	-0.02	-0.02	-0.02	-0.02	-0.02
Olympia, Tumwater, Lacey, WA	PM ₁₀	Maintenance	100	0.00	0.00	-0.12	-0.13	-0.13	-0.13	-0.13	-0.13	-0.13	-0.13	-0.13
Owens Valley, CA	PM ₁₀	Serious	70	0.00	0.00	0.00	0.00	0.00	0.00	0.00	0.00	0.00	0.00	0.00
Pagosa Springs, CO	PM ₁₀	Maintenance	100	0.00	0.00	0.00	0.00	0.00	0.00	0.00	0.00	0.00	0.00	0.00

Table D1-6 Emission Changes μ / by Nonattainment Area with Alternative Standards for HD Vehicles Acrolein 2050														
Nonattainment Area	Pollutant	Status c /	General Conformity Threshold d /	Emissions Changes for Proposed Alternatives (tons/year)										
				Alt. 1	Alt. 2	Alt. 3	Alt. 4	Alt. 6A	Alt. 5	Alt. 6 b /	Alt. 7	Alt. 6B	Alt. 8	
				No Action	Engine Only	Class 8 Tractors	Engines & Classes 7–8 Tractors	15% below Preferred Alternative Stringency	Engines, Classes 7–8 Tractors, & Classes 2b–3	Engines, Tractors, & Classes 2b–8	Engines, Tractors, & Truckers, & Trailers	20% above Preferred Alternative Stringency	Accelerated Hybrid Adoption	
Parkersburg-Marietta, WV-OH	Ozone	Maintenance	100	0.00	0.01	-0.48	-0.49	-0.49	-0.49	-0.49	-0.49	-0.49	-0.49	-0.49
Parkersburg-Marietta, WV-OH	PM _{2.5}	Nonattainment	100	0.00	0.01	-0.48	-0.49	-0.49	-0.49	-0.49	-0.49	-0.49	-0.49	-0.49
Payson, AZ	PM ₁₀	Maintenance	100	0.00	0.00	-0.02	-0.02	-0.02	-0.02	-0.02	-0.02	-0.02	-0.02	-0.02
Penns Grove, NJ	CO	Maintenance	100	0.00	0.00	0.00	0.00	0.00	0.00	0.00	0.00	0.00	0.00	0.00
Peoria, IL	SO _x	Maintenance	100	0.00	0.00	-0.14	-0.15	-0.15	-0.15	-0.15	-0.15	-0.15	-0.15	-0.15
Perth Amboy, NJ	CO	Maintenance	100	0.00	0.00	-0.07	-0.07	-0.07	-0.07	-0.07	-0.07	-0.07	-0.07	-0.07
Philadelphia-Camden County, PA-NJ	CO	Maintenance	100	0.00	0.01	-0.37	-0.37	-0.37	-0.37	-0.37	-0.37	-0.37	-0.37	-0.37
Phildelphia-Wilmington, PA-NY-DE	PM _{2.5}	Nonattainment	100	0.00	0.06	-4.01	-4.07	-4.07	-4.07	-4.07	-4.07	-4.07	-4.07	-4.07
Phildelphia-Wilmington-Atlantic City, PA-NY-MD-DE	Ozone	Moderate	50	0.00	0.08	-5.40	-5.49	-5.49	-5.49	-5.49	-5.49	-5.49	-5.49	-5.49
Phoenix, AZ	CO	Maintenance	100	0.00	0.14	-9.31	-9.46	-9.46	-9.46	-9.46	-9.47	-9.46	-9.47	-9.46
Phoenix, AZ	PM ₁₀	Serious	70	0.00	0.14	-9.31	-9.46	-9.46	-9.46	-9.46	-9.47	-9.46	-9.47	-9.46
Phoenix-Mesa, AZ	Ozone	Former Subpart 1	50	0.00	0.07	-4.74	-4.82	-4.82	-4.82	-4.82	-4.82	-4.82	-4.82	-4.82
Pierce County, WA	PM ₁₀	Maintenance	100	0.00	0.00	-0.01	-0.01	-0.01	-0.01	-0.01	-0.01	-0.01	-0.01	-0.01
Pinehurst, ID	PM ₁₀	Moderate	100	0.00	0.00	0.00	0.00	0.00	0.00	0.00	0.00	0.00	0.00	0.00
Pittsburgh, PA	CO	Maintenance	100	0.00	0.00	-0.02	-0.02	-0.02	-0.02	-0.02	-0.02	-0.02	-0.02	-0.02
Pittsburgh-Beaver Valley, PA	Ozone	Former Subpart 1	50	0.00	0.06	-3.72	-3.78	-3.78	-3.78	-3.78	-3.78	-3.78	-3.78	-3.78
Pittsburgh-Beaver Valley, PA	PM _{2.5}	Nonattainment	100	0.00	0.06	-3.72	-3.78	-3.78	-3.78	-3.78	-3.78	-3.78	-3.78	-3.78
Polk County, TN	SO _x	Maintenance	100	0.00	0.00	-0.03	-0.03	-0.03	-0.03	-0.03	-0.03	-0.03	-0.03	-0.03
Polson, MT	PM ₁₀	Moderate	100	0.00	0.00	0.00	0.00	0.00	0.00	0.00	0.00	0.00	0.00	0.00
Portland, ME	Ozone	Maintenance	100	0.00	0.01	-0.84	-0.85	-0.85	-0.85	-0.85	-0.85	-0.85	-0.85	-0.85
Portland, OR	CO	Maintenance	100	0.00	0.01	-0.97	-0.99	-0.99	-0.99	-0.99	-0.99	-0.99	-0.99	-0.99
Portneuf Valley, ID	PM ₁₀	Maintenance	100	0.00	0.00	-0.04	-0.04	-0.04	-0.04	-0.04	-0.04	-0.04	-0.04	-0.04
Poughkeepsie, NY	Ozone	Moderate	50	0.00	0.01	-0.81	-0.82	-0.82	-0.82	-0.82	-0.82	-0.82	-0.82	-0.82
Presque Isle, ME	PM ₁₀	Maintenance	100	0.00	0.00	-0.01	-0.01	-0.01	-0.01	-0.01	-0.01	-0.01	-0.01	-0.01
Providence (entire State), RI	Ozone	Moderate	50	0.00	0.01	-0.36	-0.37	-0.37	-0.37	-0.37	-0.37	-0.37	-0.37	-0.37
Provo, UT	CO	Maintenance	100	0.00	0.00	-0.11	-0.11	-0.11	-0.11	-0.11	-0.11	-0.11	-0.11	-0.11
Raleigh-Durham, NC	CO	Maintenance	100	0.00	0.02	-1.56	-1.59	-1.59	-1.59	-1.59	-1.59	-1.59	-1.59	-1.59
Raleigh-Durham-Chapel Hill, NC	Ozone	Maintenance	100	0.00	0.04	-2.38	-2.42	-2.42	-2.42	-2.42	-2.42	-2.42	-2.42	-2.42
Ramsey County, MN	PM ₁₀	Maintenance	100	0.00	0.00	0.00	0.00	0.00	0.00	0.00	0.00	0.00	0.00	0.00
Reading, PA	Ozone	Maintenance	100	0.00	0.01	-0.89	-0.91	-0.91	-0.91	-0.91	-0.91	-0.91	-0.91	-0.91
Reading, PA	PM _{2.5}	Nonattainment	100	0.00	0.01	-0.89	-0.91	-0.91	-0.91	-0.91	-0.91	-0.91	-0.91	-0.91
Reno, NV	CO	Maintenance	100	0.00	0.00	-0.15	-0.15	-0.15	-0.15	-0.15	-0.15	-0.15	-0.15	-0.15
Rhineland (Oneida County), WI	SO _x	Maintenance	100	0.00	0.00	0.00	0.00	0.00	0.00	0.00	0.00	0.00	0.00	0.00
Richmond-Petersburg, VA	Ozone	Maintenance	100	0.00	0.01	-0.69	-0.70	-0.70	-0.70	-0.70	-0.70	-0.70	-0.70	-0.70
Rillito, AZ	PM ₁₀	Moderate	100	0.00	0.00	-0.04	-0.04	-0.04	-0.04	-0.04	-0.04	-0.04	-0.04	-0.04
Riverside County (Coachella Valley), CA	Ozone	Severe	25	0.00	0.01	-0.44	-0.45	-0.45	-0.45	-0.45	-0.45	-0.45	-0.45	-0.45
Roanoke, VA	Ozone	Former Subpart 1	50	0.00	0.00	-0.32	-0.32	-0.32	-0.32	-0.32	-0.32	-0.32	-0.32	-0.32
Rochester (Olmsted County), MN	SO _x	Maintenance	100	0.00	0.00	-0.10	-0.10	-0.10	-0.10	-0.10	-0.10	-0.10	-0.10	-0.10
Rochester, NY	Ozone	Former Subpart 1	50	0.00	0.01	-0.78	-0.79	-0.79	-0.79	-0.79	-0.79	-0.79	-0.79	-0.79
Rocky Mount, NC	Ozone	Maintenance	100	0.00	0.00	-0.23	-0.23	-0.23	-0.23	-0.23	-0.23	-0.23	-0.23	-0.23
Rome, GA	PM _{2.5}	Nonattainment	100	0.00	0.00	-0.10	-0.10	-0.10	-0.10	-0.10	-0.10	-0.10	-0.10	-0.10
Ronan, MT	PM ₁₀	Moderate	100	0.00	0.00	0.00	0.00	0.00	0.00	0.00	0.00	0.00	0.00	0.00
Rothschild, Rib Mountain, Weston (Marathon County), WI	SO _x	Maintenance	100	0.00	0.00	0.00	0.00	0.00	0.00	0.00	0.00	0.00	0.00	0.00

Table D1-6 Emission Changes μ / by Nonattainment Area with Alternative Standards for HD Vehicles Acrolein 2050													
Nonattainment Area	Pollutant	Status $c/$	General Conformity Threshold $d/$	Emissions Changes for Proposed Alternatives (tons/year)									
				Alt. 1	Alt. 2	Alt. 3	Alt. 4	Alt. 6A	Alt. 5	Alt. 6 $b/$	Alt. 7	Alt. 6B	Alt. 8
				No Action	Engine Only	Class 8 Tractors	Engines & Classes 7-8 Tractors	15% below Preferred Alternative Stringency	Engines, Classes 7-8 Tractors, & Classes 2b-3	Engines, Tractors, & Classes 2b-8	Engines, Tractors, & Truck, & Trailers	20% above Preferred Alternative Stringency	Accelerated Hybrid Adoption
Sacramento County, CA	PM ₁₀	Moderate	100	0.00	0.02	-1.29	-1.31	-1.31	-1.31	-1.31	-1.31	-1.31	-1.31
Sacramento Metro, CA	Ozone	Severe	25	0.00	0.04	-2.29	-2.32	-2.32	-2.32	-2.32	-2.32	-2.32	-2.32
Sacramento, CA	CO	Maintenance	100	0.00	0.02	-1.37	-1.40	-1.40	-1.40	-1.40	-1.40	-1.40	-1.40
Salem, OR	CO	Maintenance	100	0.00	0.00	-0.12	-0.12	-0.12	-0.12	-0.12	-0.12	-0.12	-0.12
Salt Lake City, UT	CO	Maintenance	100	0.00	0.00	-0.14	-0.14	-0.14	-0.14	-0.14	-0.14	-0.14	-0.14
Salt Lake County, UT	PM ₁₀	Moderate	100	0.00	0.02	-1.31	-1.34	-1.34	-1.34	-1.34	-1.34	-1.34	-1.34
Salt Lake County, UT	SO _x	Nonattainment	100	0.00	0.02	-1.31	-1.34	-1.34	-1.34	-1.34	-1.34	-1.34	-1.34
San Antonio, TX	Ozone	Former Subpart 1	50	0.00	0.03	-1.83	-1.86	-1.86	-1.86	-1.86	-1.86	-1.86	-1.86
San Bernardino County, CA	PM ₁₀	Moderate	100	0.00	0.00	-0.28	-0.28	-0.28	-0.28	-0.28	-0.28	-0.28	-0.28
San Diego, CA	CO	Maintenance	100	0.00	0.07	-4.76	-4.84	-4.84	-4.84	-4.84	-4.84	-4.84	-4.84
San Diego, CA	Ozone	Former Subpart 1	50	0.00	0.07	-4.76	-4.84	-4.84	-4.84	-4.84	-4.84	-4.84	-4.84
San Francisco Bay Area, CA	Ozone	Marginal	50	0.00	0.06	-3.59	-3.64	-3.64	-3.64	-3.65	-3.64	-3.65	-3.64
San Francisco-Oakland-San Jose, CA	CO	Maintenance	100	0.00	0.07	-4.31	-4.38	-4.38	-4.38	-4.38	-4.38	-4.38	-4.38
San Joaquin Valley, CA	Ozone	Extreme	10	0.00	0.20	-13.20	-13.42	-13.42	-13.42	-13.42	-13.42	-13.42	-13.42
San Joaquin Valley, CA	PM ₁₀	Maintenance	100	0.00	0.20	-13.20	-13.42	-13.42	-13.42	-13.42	-13.42	-13.42	-13.42
San Joaquin Valley, CA	PM _{2.5}	Nonattainment	100	0.00	0.20	-13.20	-13.42	-13.42	-13.42	-13.42	-13.42	-13.42	-13.42
San Manuel (Pinal County), AZ	SO _x	Maintenance	100	0.00	0.00	-0.04	-0.04	-0.04	-0.04	-0.04	-0.04	-0.04	-0.04
Sanders County (part);Thompson Falls and vicinity, MT	PM ₁₀	Moderate	100	0.00	0.00	0.00	0.00	0.00	0.00	0.00	0.00	0.00	0.00
Scranton-Wilkes Barre, PA	Ozone	Maintenance	100	0.00	0.01	-0.96	-0.97	-0.97	-0.97	-0.97	-0.97	-0.97	-0.97
Seattle-Tacoma, WA	CO	Maintenance	100	0.00	0.05	-3.27	-3.32	-3.32	-3.32	-3.32	-3.32	-3.32	-3.32
Sheboygan, WI	Ozone	Moderate	50	0.00	0.00	-0.21	-0.22	-0.22	-0.22	-0.22	-0.22	-0.22	-0.22
Sheridan, WY	PM ₁₀	Moderate	100	0.00	0.00	-0.02	-0.03	-0.03	-0.03	-0.03	-0.03	-0.03	-0.03
Shoshone County, ID	PM ₁₀	Moderate	100	0.00	0.00	0.00	0.00	0.00	0.00	0.00	0.00	0.00	0.00
Somerville, NJ	CO	Maintenance	100	0.00	0.00	-0.01	-0.01	-0.01	-0.01	-0.01	-0.01	-0.01	-0.01
South Bend-Elkhart, IN	Ozone	Maintenance	100	0.00	0.01	-0.60	-0.61	-0.61	-0.61	-0.61	-0.61	-0.61	-0.61
Southeast Chicago, IL	PM ₁₀	Maintenance	100	0.00	0.00	-0.21	-0.21	-0.21	-0.21	-0.21	-0.21	-0.21	-0.21
Spokane County, WA	PM ₁₀	Maintenance	100	0.00	0.00	-0.32	-0.33	-0.33	-0.33	-0.33	-0.33	-0.33	-0.33
Spokane, WA	CO	Maintenance	100	0.00	0.00	-0.32	-0.32	-0.32	-0.32	-0.32	-0.32	-0.32	-0.32
Springfield (western MA), MA	Ozone	Moderate	50	0.00	0.02	-1.00	-1.02	-1.02	-1.02	-1.02	-1.02	-1.02	-1.02
Springfield, MA	CO	Maintenance	100	0.00	0.00	-0.15	-0.16	-0.16	-0.16	-0.16	-0.16	-0.16	-0.16
St Louis, MO	CO	Maintenance	100	0.00	0.02	-1.21	-1.23	-1.23	-1.23	-1.23	-1.23	-1.23	-1.23
St Louis, MO-IL	Ozone	Moderate	50	0.00	0.07	-4.29	-4.36	-4.36	-4.36	-4.36	-4.36	-4.36	-4.36
St. Louis, MO-IL	PM _{2.5}	Nonattainment	100	0.00	0.07	-4.26	-4.33	-4.33	-4.33	-4.33	-4.33	-4.33	-4.33
State College, PA	Ozone	Maintenance	100	0.00	0.01	-0.34	-0.34	-0.34	-0.34	-0.34	-0.34	-0.34	-0.34
Steamboat Springs, CO	PM ₁₀	Maintenance	100	0.00	0.00	-0.02	-0.02	-0.02	-0.02	-0.02	-0.02	-0.02	-0.02
Steubenville & Mingo Junction, OH	SO _x	Maintenance	100	0.00	0.00	-0.05	-0.05	-0.05	-0.05	-0.05	-0.05	-0.05	-0.05
Steubenville-Weirton, OH-WV	Ozone	Maintenance	100	0.00	0.00	-0.20	-0.21	-0.21	-0.21	-0.21	-0.21	-0.21	-0.21
Steubenville-Weirton, OH-WV	PM _{2.5}	Nonattainment	100	0.00	0.00	-0.20	-0.21	-0.21	-0.21	-0.21	-0.21	-0.21	-0.21
Stockton, CA	CO	Maintenance	100	0.00	0.01	-0.43	-0.44	-0.44	-0.44	-0.44	-0.44	-0.44	-0.44
Sutter County (Sutter Buttes), CA	Ozone	Former Subpart 1	50	0.00	0.00	0.00	0.00	0.00	0.00	0.00	0.00	0.00	0.00
Syracuse, NY	CO	Maintenance	100	0.00	0.00	-0.31	-0.32	-0.32	-0.32	-0.32	-0.32	-0.32	-0.32
Telluride, CO	PM ₁₀	Maintenance	100	0.00	0.00	0.00	0.00	0.00	0.00	0.00	0.00	0.00	0.00
Terre Haute, IN	Ozone	Maintenance	100	0.00	0.00	-0.16	-0.16	-0.16	-0.16	-0.16	-0.16	-0.16	-0.16

Table D1-6 Emission Changes ^{a/} by Nonattainment Area with Alternative Standards for HD Vehicles Acrolein 2050													
Nonattainment Area	Pollutant	Status ^{c/}	General Conformity Threshold ^{d/}	Emissions Changes for Proposed Alternatives (tons/year)									
				Alt. 1	Alt. 2	Alt. 3	Alt. 4	Alt. 6A	Alt. 5	Alt. 6 ^{b/}	Alt. 7	Alt. 6B	Alt. 8
				No Action	Engine Only	Class 8 Tractors	Engines & Classes 7-8 Tractors	15% below Preferred Alternative Stringency	Engines, Classes 7-8 Tractors, & Classes 2b-3	Engines, Tractors, & Classes 2b-8	Engines, Tractors, & Truck, & Trailers	20% above Preferred Alternative Stringency	Accelerated Hybrid Adoption
Tioga County, PA	Ozone	Maintenance	100	0.00	0.00	-0.07	-0.07	-0.07	-0.07	-0.07	-0.07	-0.07	-0.07
Toledo, OH	Ozone	Maintenance	100	0.00	0.01	-0.78	-0.79	-0.79	-0.79	-0.79	-0.79	-0.79	-0.79
Toms River, NJ	CO	Maintenance	100	0.00	0.00	-0.04	-0.04	-0.04	-0.04	-0.04	-0.04	-0.04	-0.04
Tooele County, UT	SO _x	Nonattainment	100	0.00	0.00	-0.11	-0.11	-0.11	-0.11	-0.11	-0.11	-0.11	-0.11
Trenton, NJ	CO	Maintenance	100	0.00	0.00	-0.10	-0.10	-0.10	-0.10	-0.10	-0.10	-0.10	-0.10
Trona, CA	PM ₁₀	Moderate	100	0.00	0.00	0.00	0.00	0.00	0.00	0.00	0.00	0.00	0.00
Tucson, AZ	CO	Maintenance	100	0.00	0.01	-0.79	-0.81	-0.81	-0.81	-0.81	-0.81	-0.81	-0.81
Utah County, UT	PM ₁₀	Moderate	100	0.00	0.00	-0.31	-0.32	-0.32	-0.32	-0.32	-0.32	-0.32	-0.32
Vancouver, WA	CO	Maintenance	100	0.00	0.01	-0.37	-0.37	-0.37	-0.37	-0.37	-0.37	-0.37	-0.37
Ventura County, CA	Ozone	Serious	50	0.00	0.01	-0.50	-0.50	-0.50	-0.50	-0.50	-0.50	-0.50	-0.50
Vermillion County, IN	PM ₁₀	Maintenance	100	0.00	0.00	-0.01	-0.01	-0.01	-0.01	-0.01	-0.01	-0.01	-0.01
Vigo County, IN	SO _x	Maintenance	100	0.00	0.00	-0.16	-0.16	-0.16	-0.16	-0.16	-0.16	-0.16	-0.16
Wallula, WA	PM ₁₀	Maintenance	100	0.00	0.00	0.00	0.00	0.00	0.00	0.00	0.00	0.00	0.00
Waltham, MA	CO	Maintenance	100	0.00	0.00	-0.05	-0.05	-0.05	-0.05	-0.05	-0.05	-0.05	-0.05
Warren County, NJ	SO _x	Maintenance	100	0.00	0.00	-0.05	-0.05	-0.05	-0.05	-0.05	-0.05	-0.05	-0.05
Warren County, PA	SO _x	Nonattainment	100	0.00	0.00	-0.02	-0.02	-0.02	-0.02	-0.02	-0.02	-0.02	-0.02
Washington County (Hagerstown), MD	Ozone	Former Subpart 1	50	0.00	0.00	-0.16	-0.16	-0.16	-0.16	-0.16	-0.16	-0.16	-0.16
Washington, DC-MD-VA	CO	Maintenance	100	0.00	0.10	-6.58	-6.69	-6.69	-6.69	-6.70	-6.69	-6.70	-6.69
Washington, DC-MD-VA	Ozone	Moderate	50	0.00	0.10	-6.58	-6.69	-6.69	-6.69	-6.70	-6.69	-6.70	-6.69
Washington, DC-MD-VA	PM _{2.5}	Nonattainment	100	0.00	0.10	-6.58	-6.69	-6.69	-6.69	-6.70	-6.69	-6.70	-6.69
Washoe County, NV	PM ₁₀	Serious	70	0.00	0.00	-0.15	-0.15	-0.15	-0.15	-0.15	-0.15	-0.15	-0.15
Waterford Township (Washington County), OH	SO _x	Maintenance	100	0.00	0.00	-0.01	-0.01	-0.01	-0.01	-0.01	-0.01	-0.01	-0.01
Wayne County, IN	SO _x	Maintenance	100	0.00	0.00	-0.11	-0.11	-0.11	-0.11	-0.11	-0.11	-0.11	-0.11
Wayne County, MI	PM ₁₀	Maintenance	100	0.00	0.00	-0.18	-0.19	-0.19	-0.19	-0.19	-0.19	-0.19	-0.19
Weirton, WV	PM ₁₀	Maintenance	100	0.00	0.00	-0.02	-0.02	-0.02	-0.02	-0.02	-0.02	-0.02	-0.02
Weirton, WV	SO _x	Maintenance	100	0.00	0.00	-0.02	-0.02	-0.02	-0.02	-0.02	-0.02	-0.02	-0.02
Wheeling, WV-OH	Ozone	Maintenance	100	0.00	0.01	-0.49	-0.50	-0.50	-0.50	-0.50	-0.50	-0.50	-0.50
Wheeling, WV-OH	PM _{2.5}	Nonattainment	100	0.00	0.01	-0.49	-0.50	-0.50	-0.50	-0.50	-0.50	-0.50	-0.50
Winston-Salem, NC	CO	Maintenance	100	0.00	0.01	-0.45	-0.46	-0.46	-0.46	-0.46	-0.46	-0.46	-0.46
Worcester, MA	CO	Maintenance	100	0.00	0.00	-0.24	-0.25	-0.25	-0.25	-0.25	-0.25	-0.25	-0.25
Yakima County, WA	PM ₁₀	Maintenance	100	0.00	0.00	-0.10	-0.10	-0.10	-0.10	-0.10	-0.10	-0.10	-0.10
Yakima, WA	CO	Maintenance	100	0.00	0.00	-0.05	-0.05	-0.05	-0.05	-0.05	-0.05	-0.05	-0.05
York, PA	Ozone	Maintenance	100	0.00	0.01	-0.90	-0.92	-0.92	-0.92	-0.92	-0.92	-0.92	-0.92
York, PA	PM _{2.5}	Nonattainment	100	0.00	0.01	-0.90	-0.92	-0.92	-0.92	-0.92	-0.92	-0.92	-0.92
Youngstown-Warren-Sharon, OH-PA	Ozone	Maintenance	100	0.00	0.01	-0.96	-0.97	-0.97	-0.97	-0.97	-0.97	-0.97	-0.97
Yuma, AZ	PM ₁₀	Moderate	100	0.00	0.00	-0.23	-0.23	-0.23	-0.23	-0.23	-0.23	-0.23	-0.23

^{a/} Negative emissions changes indicate reductions; positive emissions changes are increases. Values of less than 0.005 tons/year are rounded to zero.

^{b/} Preferred Alternative

^{c/} Pollutants for which the area is designated nonattainment or maintenance as of 2010. Source: 40 CFR 81.

^{d/} Emissions thresholds in tons/year of: CO in CO maintenance and nonattainment areas; VOC or NO_x in ozone maintenance and nonattainment areas; primary PM_{2.5} in PM_{2.5} maintenance and nonattainment areas; primary PM₁₀ in PM₁₀ maintenance and nonattainment areas; and SO₂ in SO₂ maintenance and nonattainment areas. Source: 40 CFR § 93.153. These thresholds are provided for information only; a general conformity determination is not required for the proposed actions. (See section 3.3.1.)

Source: EPA (U.S. Environmental Protection Agency). 2010. The Green Book Nonattainment Areas. Washington, District of Columbia. Last Revised: June 16, 2010. U.S. Environmental Protection Agency. Available: <http://www.epa.gov/oaqps001/greenbk/>. Accessed: August 6, 2010.

Table D1-7 Emission Changes <u>a</u> / by Nonattainment Area with Alternative Standards for HD Vehicles Benzene 2018														
Nonattainment Area	Pollutant	Status <u>c</u> /	General Conformity Threshold <u>d</u> /	Emissions Changes for Proposed Alternatives (tons/year)										
				Alt. 1	Alt. 2	Alt. 3	Alt. 4	Alt. 6A	Alt. 5	Alt. 6 <u>b</u> /	Alt. 7	Alt. 6B	Alt. 8	
				No Action	Engine Only	Class 8 Tractors	Engines & Classes 7-8 Tractors	15% below Preferred Alternative Stringency	Engines, Classes 7-8 Tractors, & Classes 2b-3	Engines, Tractors, & Classes 2b-8	Engines, Tractors, & Truck, & Trailers	20% above Preferred Alternative Stringency	Accelerated Hybrid Adoption	
Addison Township (Gallia County), OH	SO _x	Maintenance	100	0.00	0.00	0.00	0.00	0.00	0.00	0.00	0.00	0.00	0.00	0.00
Ajo (Pima County), AZ	PM ₁₀	Moderate	100	0.00	0.00	-0.01	-0.01	-0.01	-0.01	-0.01	-0.01	-0.01	-0.01	-0.01
Ajo (Pima County), AZ	SO _x	Maintenance	100	0.00	0.00	-0.01	-0.01	-0.01	-0.01	-0.01	-0.01	-0.01	-0.01	-0.02
Albany-Schenectady-Troy, NY	Ozone	Former Subpart 1	50	0.00	0.00	-0.56	-0.58	-0.57	-0.57	-0.57	-0.58	-0.58	-0.58	-0.58
Albuquerque, NM	CO	Maintenance	100	0.00	0.00	-0.26	-0.27	-0.27	-0.27	-0.27	-0.27	-0.27	-0.27	-0.27
Allegan County, MI	Ozone	Former Subpart 1	50	0.00	0.00	-0.07	-0.07	-0.07	-0.07	-0.07	-0.07	-0.07	-0.07	-0.07
Allentown-Bethlehem-Easton, PA	Ozone	Maintenance	100	0.00	0.00	-0.26	-0.27	-0.27	-0.27	-0.27	-0.27	-0.27	-0.27	-0.27
Altoona, PA	Ozone	Maintenance	100	0.00	0.00	-0.05	-0.05	-0.05	-0.05	-0.05	-0.05	-0.05	-0.05	-0.05
Amador and Calveras Counties (Central Mountain), CA	Ozone	Former Subpart 1	50	0.00	0.00	-0.07	-0.07	-0.07	-0.07	-0.07	-0.07	-0.07	-0.07	-0.07
Anchorage, AK	CO	Maintenance	100	0.00	0.00	-0.06	-0.07	-0.07	-0.07	-0.07	-0.07	-0.07	-0.07	-0.07
Anthony, NM	PM ₁₀	Moderate	100	0.00	0.00	-0.01	-0.01	-0.01	-0.01	-0.01	-0.01	-0.01	-0.01	-0.01
Armstrong County, PA	SO _x	Nonattainment	100	0.00	0.00	0.00	0.00	0.00	0.00	0.00	0.00	0.00	0.00	0.00
Aspen, CO	PM ₁₀	Maintenance	100	0.00	0.00	0.00	0.00	0.00	0.00	0.00	0.00	0.00	0.00	0.00
Atlanta, GA	Ozone	Moderate	50	0.00	0.11	-5.72	-5.80	-5.77	-5.77	-5.77	-5.78	-5.78	-5.79	-5.79
Atlanta, GA	PM _{2.5}	Nonattainment	100	0.00	0.11	-5.72	-5.80	-5.77	-5.77	-5.77	-5.78	-5.78	-5.79	-5.79
Atlantic City, NJ	CO	Maintenance	100	0.00	0.00	-0.02	-0.02	-0.02	-0.02	-0.02	-0.02	-0.02	-0.02	-0.02
Bakersfield, CA	CO	Maintenance	100	0.00	0.00	-0.19	-0.19	-0.19	-0.19	-0.19	-0.19	-0.19	-0.20	-0.20
Baltimore, MD	CO	Maintenance	100	0.00	0.05	-2.57	-2.60	-2.59	-2.59	-2.59	-2.59	-2.59	-2.59	-2.59
Baltimore, MD	Ozone	Moderate	50	0.00	0.05	-2.58	-2.61	-2.60	-2.60	-2.60	-2.60	-2.60	-2.60	-2.60
Baltimore, MD	PM _{2.5}	Nonattainment	100	0.00	0.05	-2.58	-2.61	-2.60	-2.60	-2.60	-2.60	-2.60	-2.60	-2.60
Baton Rouge, LA	Ozone	Moderate	50	0.00	0.00	-0.32	-0.33	-0.32	-0.33	-0.33	-0.33	-0.33	-0.33	-0.33
Beaumont-Port Arthur, TX	Ozone	Moderate	50	0.00	0.00	-0.18	-0.19	-0.19	-0.19	-0.19	-0.19	-0.19	-0.19	-0.19
Benton County, TN	SO _x	Maintenance	100	0.00	0.00	0.00	0.00	0.00	0.00	0.00	0.00	0.00	0.00	0.00
Benton Harbor, MI	Ozone	Maintenance	100	0.00	0.00	-0.08	-0.09	-0.09	-0.09	-0.09	-0.09	-0.09	-0.09	-0.09
Benzie County, MI	Ozone	Maintenance	100	0.00	0.00	-0.01	-0.01	-0.01	-0.01	-0.01	-0.01	-0.01	-0.01	-0.01
Berkeley and Jefferson Counties, WV	Ozone	Maintenance	100	0.00	0.00	-0.07	-0.07	-0.07	-0.07	-0.07	-0.07	-0.07	-0.07	-0.07
Billings, MT	CO	Maintenance	100	0.00	0.00	-0.03	-0.03	-0.03	-0.03	-0.03	-0.03	-0.03	-0.03	-0.03
Birmingham, AL	Ozone	Maintenance	100	0.00	0.02	-0.90	-0.91	-0.91	-0.91	-0.91	-0.91	-0.91	-0.91	-0.91
Birmingham, AL	PM _{2.5}	Nonattainment	100	0.00	0.02	-0.90	-0.91	-0.91	-0.91	-0.91	-0.91	-0.91	-0.91	-0.91
Boise-Northern Ada County, ID	CO	Maintenance	100	0.00	0.00	-0.28	-0.29	-0.28	-0.28	-0.28	-0.28	-0.28	-0.29	-0.29
Boise-Northern Ada County, ID	PM ₁₀	Maintenance	100	0.00	0.00	-0.28	-0.29	-0.28	-0.28	-0.28	-0.28	-0.28	-0.29	-0.29
Bonner County (Sandpoint), ID	PM ₁₀	Moderate	100	0.00	0.00	-0.01	-0.01	-0.01	-0.01	-0.01	-0.01	-0.01	-0.01	-0.01
Boston, MA	CO	Maintenance	100	0.00	0.01	-0.38	-0.38	-0.38	-0.38	-0.38	-0.38	-0.38	-0.38	-0.38
Boston-Lawrence-Worcester (eastern MA), MA	Ozone	Moderate	50	0.00	0.04	-2.22	-2.25	-2.24	-2.24	-2.24	-2.24	-2.24	-2.24	-2.24
Boston-Manchester-Portsmouth (southeast NH), NH	Ozone	Moderate	50	0.00	0.00	-0.28	-0.28	-0.28	-0.28	-0.28	-0.28	-0.28	-0.28	-0.29
Boyd County (part), KY	SO _x	Maintenance	100	0.00	0.00	-0.01	-0.01	-0.01	-0.01	-0.01	-0.01	-0.01	-0.01	-0.01
Buffalo-Niagara Falls, NY	Ozone	Former Subpart 1	50	0.00	0.01	-0.51	-0.52	-0.51	-0.51	-0.51	-0.52	-0.52	-0.52	-0.52
Burlington, NJ	CO	Maintenance	100	0.00	0.00	0.00	0.00	0.00	0.00	0.00	0.00	0.00	-0.01	-0.01
Butte, MT	PM ₁₀	Moderate	100	0.00	0.00	-0.01	-0.01	-0.01	-0.01	-0.01	-0.01	-0.01	-0.01	-0.01
Canon City, CO	PM ₁₀	Maintenance	100	0.00	0.00	-0.01	-0.01	-0.01	-0.01	-0.01	-0.01	-0.01	-0.01	-0.01
Canton-Massillon, OH	Ozone	Maintenance	100	0.00	0.00	-0.27	-0.27	-0.27	-0.27	-0.27	-0.27	-0.27	-0.27	-0.27
Canton-Massillon, OH	PM _{2.5}	Nonattainment	100	0.00	0.00	-0.27	-0.27	-0.27	-0.27	-0.27	-0.27	-0.27	-0.27	-0.27
Case County, MI	Ozone	Maintenance	100	0.00	0.00	-0.02	-0.03	-0.02	-0.03	-0.03	-0.03	-0.03	-0.03	-0.03

Table D1-7 Emission Changes <u>a</u> / by Nonattainment Area with Alternative Standards for HD Vehicles Benzene 2018														
Nonattainment Area	Pollutant	Status <u>c</u> /	General Conformity Threshold <u>d</u> /	Emissions Changes for Proposed Alternatives (tons/year)										
				Alt. 1	Alt. 2	Alt. 3	Alt. 4	Alt. 6A	Alt. 5	Alt. 6 <u>b</u> /	Alt. 7	Alt. 6B	Alt. 8	
				No Action	Engine Only	Class 8 Tractors	Engines & Classes 7-8 Tractors	15% below Preferred Alternative Stringency	Engines, Classes 7-8 Tractors, & Classes 2b-3	Engines, Tractors, & Classes 2b-8	Engines, Tractors, & Truckers, Trailers	20% above Preferred Alternative Stringency	Accelerated Hybrid Adoption	
Center Township (Morgan County), OH	SO _x	Maintenance	100	0.00	0.00	0.00	0.00	0.00	0.00	0.00	0.00	0.00	0.00	0.00
Central Steptoe Valley (White Pine County), NV	SO _x	Maintenance	100	0.00	0.00	0.00	0.00	0.00	0.00	0.00	0.00	0.00	0.00	0.00
Charleston, WV	Ozone	Maintenance	100	0.00	0.00	-0.25	-0.26	-0.25	-0.26	-0.26	-0.26	-0.26	-0.26	-0.26
Charleston, WV	PM _{2.5}	Nonattainment	100	0.00	0.00	-0.25	-0.26	-0.25	-0.26	-0.26	-0.26	-0.26	-0.26	-0.26
Charlotte, NC	CO	Maintenance	100	0.00	0.00	-0.32	-0.32	-0.32	-0.32	-0.32	-0.32	-0.32	-0.32	-0.33
Charlotte-Gastonia-Rock Hill, NC-SC	Ozone	Moderate	50	0.00	0.01	-0.71	-0.72	-0.72	-0.72	-0.72	-0.72	-0.72	-0.72	-0.72
Chattanooga, TN-GA-AL	PM _{2.5}	Nonattainment	100	0.00	0.00	-0.25	-0.25	-0.25	-0.25	-0.25	-0.25	-0.25	-0.26	-0.26
Chattanooga, TN-GA	Ozone	Former Subpart 1	50	0.00	0.00	-0.22	-0.23	-0.23	-0.23	-0.23	-0.23	-0.23	-0.23	-0.23
Chicago-Gary-Lake County, IL-IN	Ozone	Moderate	50	0.00	0.12	-6.20	-6.27	-6.24	-6.24	-6.25	-6.25	-6.25	-6.25	-6.26
Chicago-Gary-Lake County, IL-IN	PM _{2.5}	Nonattainment	100	0.00	0.12	-6.20	-6.27	-6.24	-6.24	-6.25	-6.25	-6.25	-6.25	-6.26
Chico, CA	CO	Maintenance	100	0.00	0.00	-0.15	-0.15	-0.15	-0.15	-0.15	-0.15	-0.15	-0.15	-0.15
Chico, CA	Ozone	Former Subpart 1	50	0.00	0.00	-0.15	-0.15	-0.15	-0.15	-0.15	-0.15	-0.15	-0.15	-0.15
Cincinnati-Hamilton, OH-KY-IN	Ozone	Former Subpart 1	50	0.00	0.03	-1.70	-1.72	-1.71	-1.71	-1.71	-1.71	-1.71	-1.72	-1.72
Cincinnati-Hamilton, OH-KY-IN	PM _{2.5}	Nonattainment	100	0.00	0.03	-1.70	-1.72	-1.71	-1.71	-1.71	-1.71	-1.71	-1.72	-1.72
Clairton & 4 Boroughs, PA	PM ₁₀	Maintenance	100	0.00	0.00	-0.01	-0.01	-0.01	-0.01	-0.01	-0.01	-0.01	-0.01	-0.01
Clark County, NV	PM ₁₀	Serious	70	0.00	0.01	-0.62	-0.63	-0.63	-0.63	-0.63	-0.63	-0.63	-0.63	-0.63
Clarksville-Hopkinsville, TN-KY	Ozone	Maintenance	100	0.00	0.00	-0.11	-0.12	-0.12	-0.12	-0.12	-0.12	-0.12	-0.12	-0.12
Clearfield and Indiana Counties, PA	Ozone	Maintenance	100	0.00	0.00	-0.08	-0.08	-0.08	-0.08	-0.08	-0.08	-0.08	-0.08	-0.09
Cleveland, OH	CO	Maintenance	100	0.00	0.01	-0.43	-0.44	-0.43	-0.43	-0.43	-0.43	-0.43	-0.44	-0.44
Cleveland-Akron-Lorain, OH	Ozone	Maintenance	100	0.00	0.04	-2.19	-2.22	-2.21	-2.21	-2.21	-2.21	-2.22	-2.22	-2.22
Cleveland-Akron-Lorain, OH	PM _{2.5}	Nonattainment	100	0.00	0.04	-2.19	-2.22	-2.21	-2.21	-2.21	-2.21	-2.21	-2.22	-2.22
Coachella Valley, CA	PM ₁₀	Serious	70	0.00	0.00	-0.26	-0.27	-0.27	-0.27	-0.27	-0.27	-0.27	-0.27	-0.27
Colbert County, AL	SO _x	Maintenance	100	0.00	0.00	-0.03	-0.03	-0.03	-0.03	-0.03	-0.03	-0.03	-0.03	-0.03
Colorado Springs, CO	CO	Maintenance	100	0.00	0.00	-0.25	-0.26	-0.25	-0.26	-0.26	-0.26	-0.26	-0.26	-0.26
Columbia Falls, MT	PM ₁₀	Moderate	100	0.00	0.00	0.00	0.00	0.00	0.00	0.00	0.00	0.00	0.00	0.00
Columbia, SC	Ozone	Former Subpart 1	50	0.00	0.00	-0.29	-0.30	-0.29	-0.29	-0.29	-0.29	-0.29	-0.30	-0.30
Columbus, OH	Ozone	Maintenance	100	0.00	0.02	-1.38	-1.40	-1.39	-1.40	-1.40	-1.40	-1.40	-1.40	-1.40
Columbus, OH	PM _{2.5}	Nonattainment	100	0.00	0.02	-1.38	-1.40	-1.39	-1.39	-1.39	-1.39	-1.39	-1.40	-1.40
Conewango Township (Warren County), PA	SO _x	Maintenance	100	0.00	0.00	0.00	0.00	0.00	0.00	0.00	0.00	0.00	0.00	0.00
Coso Junction, CA	PM ₁₀	Moderate	100	0.00	0.00	-0.01	-0.01	-0.01	-0.01	-0.01	-0.01	-0.01	-0.01	-0.01
Cuyahoga County, OH	PM ₁₀	Maintenance	100	0.00	0.01	-0.77	-0.78	-0.78	-0.78	-0.78	-0.78	-0.78	-0.78	-0.78
Cuyahoga County, OH	SO _x	Maintenance	100	0.00	0.01	-0.77	-0.78	-0.78	-0.78	-0.78	-0.78	-0.78	-0.78	-0.78
Dallas-Fort Worth, TX	Ozone	Moderate	50	0.00	0.05	-2.95	-2.99	-2.97	-2.98	-2.98	-2.98	-2.98	-2.99	-2.99
Dayton-Springfield, OH	Ozone	Maintenance	100	0.00	0.01	-0.70	-0.72	-0.71	-0.71	-0.71	-0.71	-0.71	-0.72	-0.72
Dayton-Springfield, OH	PM _{2.5}	Nonattainment	100	0.00	0.01	-0.70	-0.71	-0.71	-0.71	-0.71	-0.71	-0.71	-0.71	-0.72
Denver Metro, CO	PM ₁₀	Maintenance	100	0.00	0.02	-1.27	-1.29	-1.28	-1.28	-1.28	-1.28	-1.29	-1.29	-1.29
Denver-Boulder, CO	CO	Maintenance	100	0.00	0.02	-1.21	-1.23	-1.22	-1.23	-1.23	-1.23	-1.23	-1.23	-1.23
Denver-Boulder-Greeley-Fort Collins-Loveland, CO	Ozone	Former Subpart 1	50	0.00	0.03	-1.53	-1.55	-1.54	-1.54	-1.55	-1.55	-1.55	-1.55	-1.55
Detroit, MI	CO	Maintenance	100	0.00	0.01	-0.73	-0.74	-0.73	-0.74	-0.74	-0.74	-0.74	-0.74	-0.74
Detroit-Ann Arbor, MI	Ozone	Maintenance	100	0.00	0.07	-4.01	-4.07	-4.04	-4.05	-4.05	-4.05	-4.05	-4.06	-4.06
Detroit-Ann Arbor, MI	PM _{2.5}	Nonattainment	100	0.00	0.07	-4.01	-4.07	-4.04	-4.05	-4.05	-4.05	-4.05	-4.06	-4.06
Door County, WI	Ozone	Former Subpart 1	50	0.00	0.00	-0.02	-0.02	-0.02	-0.02	-0.02	-0.02	-0.02	-0.02	-0.02
Douglas (Cochise County), AZ	PM ₁₀	Moderate	100	0.00	0.00	-0.03	-0.03	-0.03	-0.03	-0.03	-0.03	-0.03	-0.03	-0.03

Table D1-7 Emission Changes <u>a</u> / by Nonattainment Area with Alternative Standards for HD Vehicles Benzene 2018														
Nonattainment Area	Pollutant	Status <u>c</u> /	General Conformity Threshold <u>d</u> /	Emissions Changes for Proposed Alternatives (tons/year)										
				Alt. 1	Alt. 2	Alt. 3	Alt. 4	Alt. 6A	Alt. 5	Alt. 6 <u>b</u> /	Alt. 7	Alt. 6B	Alt. 8	
				No Action	Engine Only	Class 8 Tractors	Engines & Classes 7-8 Tractors	15% below Preferred Alternative Stringency	Engines, Classes 7-8 Tractors, & Classes 2b-3	Engines, Tractors, & Classes 2b-8	Engines, Tractors, & Truck, & Trailers	20% above Preferred Alternative Stringency	Accelerated Hybrid Adoption	
Douglas (Cochise County), AZ	SO _x	Maintenance	100	0.00	0.00	-0.03	-0.03	-0.03	-0.03	-0.03	-0.03	-0.03	-0.03	-0.03
Duluth, MN	CO	Maintenance	100	0.00	0.00	-0.04	-0.04	-0.04	-0.04	-0.04	-0.04	-0.04	-0.04	-0.04
Eagle River, AK	PM ₁₀	Moderate	100	0.00	0.00	-0.01	-0.01	-0.01	-0.01	-0.01	-0.01	-0.01	-0.01	-0.01
East Chicago, IN	CO	Maintenance	100	0.00	0.00	-0.09	-0.09	-0.09	-0.09	-0.09	-0.09	-0.09	-0.09	-0.09
East Chicago, IN	PM ₁₀	Maintenance	100	0.00	0.00	-0.10	-0.10	-0.10	-0.10	-0.10	-0.10	-0.10	-0.10	-0.10
East Helena Area (Lewis and Clark County), MT	SO _x	Nonattainment	100	0.00	0.00	0.00	0.00	0.00	0.00	0.00	0.00	0.00	0.00	0.00
El Paso County, TX	PM ₁₀	Moderate	100	0.00	0.00	-0.21	-0.22	-0.22	-0.22	-0.22	-0.22	-0.22	-0.22	-0.22
El Paso, TX	CO	Maintenance	100	0.00	0.00	-0.02	-0.02	-0.02	-0.02	-0.02	-0.02	-0.02	-0.02	-0.02
Erie, PA	Ozone	Maintenance	100	0.00	0.00	-0.10	-0.10	-0.10	-0.10	-0.10	-0.10	-0.10	-0.10	-0.10
Essex County (Whiteface Mountain), NY	Ozone	Former Subpart 1	50	0.00	0.00	0.00	0.00	0.00	0.00	0.00	0.00	0.00	0.00	0.00
Eugene-Springfield, OR	CO	Maintenance	100	0.00	0.00	-0.20	-0.20	-0.20	-0.20	-0.20	-0.20	-0.20	-0.20	-0.20
Eugene-Springfield, OR	PM ₁₀	Moderate	100	0.00	0.00	-0.20	-0.20	-0.20	-0.20	-0.20	-0.20	-0.20	-0.20	-0.20
Evansville, IN	Ozone	Maintenance	100	0.00	0.00	-0.26	-0.26	-0.26	-0.26	-0.26	-0.26	-0.26	-0.26	-0.26
Evansville, IN	PM _{2.5}	Nonattainment	100	0.00	0.00	-0.26	-0.26	-0.26	-0.26	-0.26	-0.26	-0.26	-0.27	-0.27
Fairbanks, AK	CO	Maintenance	100	0.00	0.00	-0.01	-0.01	-0.01	-0.01	-0.01	-0.01	-0.01	-0.01	-0.01
Fayetteville, NC	Ozone	Former Subpart 1	50	0.00	0.00	-0.13	-0.13	-0.13	-0.13	-0.13	-0.13	-0.13	-0.13	-0.13
Flathead County; Whitefish and vicinity, MT	PM ₁₀	Moderate	100	0.00	0.00	0.00	0.00	0.00	0.00	0.00	0.00	0.00	0.00	0.00
Flint, MI	Ozone	Maintenance	100	0.00	0.00	-0.24	-0.24	-0.24	-0.24	-0.24	-0.24	-0.24	-0.25	-0.25
Follansbee, WV	PM ₁₀	Maintenance	100	0.00	0.00	0.00	0.00	0.00	0.00	0.00	0.00	0.00	0.00	0.00
Fort Collins, CO	CO	Maintenance	100	0.00	0.00	-0.07	-0.08	-0.08	-0.08	-0.08	-0.08	-0.08	-0.08	-0.08
Fort Hall Reservation, ID	PM ₁₀	Moderate	100	0.00	0.00	0.00	0.00	0.00	0.00	0.00	0.00	0.00	0.00	0.00
Fort Wayne, IN	Ozone	Maintenance	100	0.00	0.00	-0.16	-0.17	-0.17	-0.17	-0.17	-0.17	-0.17	-0.17	-0.17
Franklin County, PA	Ozone	Maintenance	100	0.00	0.00	-0.07	-0.07	-0.07	-0.07	-0.07	-0.07	-0.07	-0.07	-0.07
Franklin Township (Coshocton County), OH	SO _x	Maintenance	100	0.00	0.00	0.00	0.00	0.00	0.00	0.00	0.00	0.00	0.00	0.00
Frederick County, VA	Ozone	Former Subpart 1	50	0.00	0.00	-0.06	-0.06	-0.06	-0.06	-0.06	-0.06	-0.06	-0.06	-0.06
Fredericksburg, VA	Ozone	Maintenance	100	0.00	0.00	-0.18	-0.18	-0.18	-0.18	-0.18	-0.18	-0.18	-0.18	-0.18
Freehold, NJ	CO	Maintenance	100	0.00	0.00	-0.01	-0.01	-0.01	-0.01	-0.01	-0.01	-0.01	-0.01	-0.01
Fresno, CA	CO	Maintenance	100	0.00	0.00	-0.25	-0.25	-0.25	-0.25	-0.25	-0.25	-0.25	-0.25	-0.25
Grand Rapids, MI	Ozone	Maintenance	100	0.00	0.00	-0.35	-0.36	-0.35	-0.36	-0.36	-0.36	-0.36	-0.36	-0.36
Granite City, Nameoki Townships, IL	PM ₁₀	Maintenance	100	0.00	0.00	-0.02	-0.02	-0.02	-0.02	-0.02	-0.02	-0.02	-0.02	-0.02
Grant County, NM	SO _x	Maintenance	100	0.00	0.00	0.00	0.00	0.00	0.00	0.00	0.00	0.00	0.00	0.00
Grants Pass, OR	CO	Maintenance	100	0.00	0.00	-0.01	-0.02	-0.01	-0.02	-0.02	-0.02	-0.02	-0.02	-0.02
Grants Pass, OR	PM ₁₀	Maintenance	100	0.00	0.00	-0.01	-0.02	-0.01	-0.02	-0.02	-0.02	-0.02	-0.02	-0.02
Great Falls, MT	CO	Maintenance	100	0.00	0.00	-0.01	-0.01	-0.01	-0.01	-0.01	-0.01	-0.01	-0.01	-0.01
Greater Connecticut, CT	Ozone	Moderate	50	0.00	0.01	-0.73	-0.74	-0.74	-0.74	-0.74	-0.74	-0.74	-0.74	-0.75
Greeley, CO	CO	Maintenance	100	0.00	0.00	-0.05	-0.05	-0.05	-0.05	-0.05	-0.05	-0.05	-0.06	-0.06
Green Bay, WI	SO _x	Maintenance	100	0.00	0.00	-0.05	-0.06	-0.05	-0.05	-0.05	-0.05	-0.05	-0.06	-0.06
Greene County, IN	Ozone	Maintenance	100	0.00	0.00	-0.02	-0.03	-0.02	-0.03	-0.03	-0.03	-0.03	-0.03	-0.03
Greene County, PA	Ozone	Maintenance	100	0.00	0.00	-0.02	-0.02	-0.02	-0.02	-0.02	-0.02	-0.02	-0.02	-0.03
Greensboro-Winston Salem-High Point, NC	Ozone	Marginal	50	0.00	0.02	-1.07	-1.09	-1.08	-1.08	-1.08	-1.08	-1.08	-1.08	-1.09
Greensboro-Winston salem-High Point, NC	PM _{2.5}	Nonattainment	100	0.00	0.02	-1.07	-1.08	-1.08	-1.08	-1.08	-1.08	-1.08	-1.08	-1.08
Greenville-Spartanburg-Anderson, SC	Ozone	Former Subpart 1	50	0.00	0.00	-0.41	-0.42	-0.41	-0.41	-0.41	-0.41	-0.42	-0.42	-0.42
Groveland Township (Tazewell County), IL	SO _x	Maintenance	100	0.00	0.00	-0.01	-0.01	-0.01	-0.01	-0.01	-0.01	-0.01	-0.01	-0.01

Table D1-7 Emission Changes <u>a</u> / by Nonattainment Area with Alternative Standards for HD Vehicles Benzene 2018														
Nonattainment Area	Pollutant	Status <u>c</u> /	General Conformity Threshold <u>d</u> /	Emissions Changes for Proposed Alternatives (tons/year)										
				Alt. 1	Alt. 2	Alt. 3	Alt. 4	Alt. 6A	Alt. 5	Alt. 6 <u>b</u> /	Alt. 7	Alt. 6B	Alt. 8	
				No Action	Engine Only	Class 8 Tractors	Engines & Classes 7-8 Tractors	15% below Preferred Alternative Stringency	Engines, Classes 7-8 Tractors, & Classes 2b-3	Engines, Tractors, & Classes 2b-8	Engines, Tractors, & Truckers, Trailers	20% above Preferred Alternative Stringency	Accelerated Hybrid Adoption	
Hancock-Knox-Lincoln-Waldo Counties, ME	Ozone	Maintenance	100	0.00	0.00	-0.05	-0.05	-0.05	-0.05	-0.05	-0.05	-0.05	-0.05	-0.05
Harrisburg-Lebanon-Carlisle, PA	Ozone	Maintenance	100	0.00	0.01	-0.71	-0.72	-0.72	-0.72	-0.72	-0.72	-0.72	-0.72	-0.72
Harrisburg-Lebanon-Carlisle, PA	PM _{2.5}	Nonattainment	100	0.00	0.01	-0.71	-0.72	-0.72	-0.72	-0.72	-0.72	-0.72	-0.72	-0.72
Hartford-New Britain-Middletown, CT	CO	Maintenance	100	0.00	0.01	-0.47	-0.48	-0.48	-0.48	-0.48	-0.48	-0.48	-0.48	-0.48
Hayden (Pinal County), AZ	SO _x	Nonattainment	100	0.00	0.00	0.00	-0.01	-0.01	-0.01	-0.01	-0.01	-0.01	-0.01	-0.01
Hayden/Miami, AZ	PM ₁₀	Moderate	100	0.00	0.00	-0.02	-0.02	-0.02	-0.02	-0.02	-0.02	-0.02	-0.02	-0.02
Haywood and Swain Counties (Great Smoky Mountain NP), NC	Ozone	Maintenance	100	0.00	0.00	0.00	-0.01	0.00	-0.01	-0.01	-0.01	-0.01	-0.01	-0.01
Hazelwood, PA	SO _x	Maintenance	100	0.00	0.00	-0.02	-0.02	-0.02	-0.02	-0.02	-0.02	-0.02	-0.02	-0.02
Hickory, NC	PM _{2.5}	Nonattainment	100	0.00	0.00	-0.08	-0.08	-0.08	-0.08	-0.08	-0.08	-0.08	-0.08	-0.08
Hickory-Morgantown-Lenoir, NC	Ozone	Former Subpart 1	50	0.00	0.00	-0.13	-0.13	-0.13	-0.13	-0.13	-0.13	-0.13	-0.13	-0.13
Hollis Township, IL	SO _x	Maintenance	100	0.00	0.00	0.00	0.00	0.00	0.00	0.00	0.00	0.00	0.00	0.00
Houston-Galveston-Brazoria, TX	Ozone	Severe	25	0.00	0.03	-2.44	-2.48	-2.47	-2.47	-2.47	-2.47	-2.48	-2.49	-2.49
Humphreys County, TN	SO _x	Maintenance	100	0.00	0.00	0.00	0.00	0.00	0.00	0.00	0.00	0.00	0.00	0.00
Huntington-Ashland, WV-KY-OH	PM _{2.5}	Nonattainment	100	0.00	0.00	-0.14	-0.14	-0.14	-0.14	-0.14	-0.14	-0.14	-0.14	-0.15
Huntington-Ashland, WV-KY	Ozone	Maintenance	100	0.00	0.00	-0.08	-0.08	-0.08	-0.08	-0.08	-0.08	-0.08	-0.08	-0.08
Huron County, MI	Ozone	Maintenance	100	0.00	0.00	-0.01	-0.01	-0.01	-0.01	-0.01	-0.01	-0.01	-0.01	-0.01
Imperial County, CA	Ozone	Moderate	50	0.00	0.00	-0.10	-0.10	-0.10	-0.10	-0.10	-0.10	-0.10	-0.10	-0.10
Imperial Valley, CA	PM ₁₀	Serious	70	0.00	0.00	-0.09	-0.10	-0.09	-0.10	-0.10	-0.10	-0.10	-0.10	-0.10
Indian Wells, CA	PM ₁₀	Maintenance	100	0.00	0.00	-0.02	-0.02	-0.02	-0.02	-0.02	-0.02	-0.02	-0.02	-0.03
Indianapolis, IN	CO	Maintenance	100	0.00	0.03	-1.55	-1.57	-1.56	-1.56	-1.56	-1.56	-1.56	-1.56	-1.56
Indianapolis, IN	Ozone	Maintenance	100	0.00	0.02	-1.55	-1.58	-1.57	-1.57	-1.57	-1.57	-1.57	-1.58	-1.58
Indianapolis, IN	PM _{2.5}	Nonattainment	100	0.00	0.03	-1.55	-1.57	-1.56	-1.56	-1.57	-1.57	-1.57	-1.57	-1.57
Jackson County, IN	Ozone	Maintenance	100	0.00	0.00	-0.04	-0.04	-0.04	-0.04	-0.04	-0.04	-0.04	-0.04	-0.04
Jamestown, NY	Ozone	Former Subpart 1	50	0.00	0.00	-0.07	-0.07	-0.07	-0.07	-0.07	-0.07	-0.07	-0.07	-0.07
Jefferson County, NY	Ozone	Moderate	50	0.00	0.00	-0.05	-0.06	-0.06	-0.06	-0.06	-0.06	-0.06	-0.06	-0.06
Jefferson County, OH	PM ₁₀	Maintenance	100	0.00	0.00	0.00	0.00	0.00	0.00	0.00	0.00	0.00	0.00	-0.01
Johnson City-Kingsport-Bristol, TN	Ozone	Former Subpart 1	50	0.00	0.00	-0.10	-0.10	-0.10	-0.10	-0.10	-0.10	-0.10	-0.11	-0.11
Johnstown, PA	Ozone	Maintenance	100	0.00	0.00	-0.10	-0.10	-0.10	-0.10	-0.10	-0.10	-0.10	-0.10	-0.11
Johnstown, PA	PM _{2.5}	Nonattainment	100	0.00	0.00	-0.10	-0.10	-0.10	-0.10	-0.10	-0.10	-0.10	-0.10	-0.11
Juneau, AK	PM ₁₀	Moderate	100	0.00	0.00	-0.01	-0.01	-0.01	-0.01	-0.01	-0.01	-0.01	-0.01	-0.01
Kalamazoo-Battle Creek, MI	Ozone	Maintenance	100	0.00	0.00	-0.23	-0.23	-0.23	-0.23	-0.23	-0.23	-0.23	-0.23	-0.24
Kalispell, MT	PM ₁₀	Moderate	100	0.00	0.00	-0.01	-0.01	-0.01	-0.01	-0.01	-0.01	-0.01	-0.01	-0.01
Kent and Queen Annes Counties, MD	Ozone	Maintenance	100	0.00	0.00	-0.06	-0.07	-0.07	-0.07	-0.07	-0.07	-0.07	-0.07	-0.07
Kent, WA	PM ₁₀	Maintenance	100	0.00	-0.01	-0.02	-0.02	-0.02	-0.02	-0.02	-0.02	-0.02	-0.03	-0.03
Kern County (Eastern Kern), CA	Ozone	Former Subpart 1	50	0.00	-0.01	-0.05	-0.06	-0.06	-0.06	-0.06	-0.06	-0.06	-0.07	-0.07
Kewaunee County, WI	Ozone	Maintenance	100	0.00	0.00	-0.01	-0.01	-0.01	-0.01	-0.01	-0.01	-0.01	-0.01	-0.01
King County, WA	PM ₁₀	Maintenance	100	0.00	-0.01	-0.01	-0.02	-0.02	-0.02	-0.02	-0.02	-0.02	-0.02	-0.02
Klamath Falls, OR	CO	Maintenance	100	0.00	0.00	-0.04	-0.05	-0.05	-0.05	-0.05	-0.05	-0.05	-0.05	-0.05
Klamath Falls, OR	PM ₁₀	Maintenance	100	0.00	0.00	-0.04	-0.05	-0.05	-0.05	-0.05	-0.05	-0.05	-0.05	-0.05
Knoxville, TN	Ozone	Former Subpart 1	50	0.00	0.01	-0.90	-0.92	-0.91	-0.91	-0.92	-0.92	-0.92	-0.92	-0.92
Knoxville, TN	PM _{2.5}	Nonattainment	100	0.00	0.01	-0.90	-0.92	-0.91	-0.91	-0.91	-0.91	-0.91	-0.92	-0.92
La Porte County, IN	SO _x	Maintenance	100	0.00	0.00	-0.02	-0.02	-0.02	-0.02	-0.02	-0.02	-0.02	-0.02	-0.02
LaGrande, OR	PM ₁₀	Maintenance	100	0.00	0.00	-0.01	-0.01	-0.01	-0.01	-0.01	-0.01	-0.01	-0.01	-0.01

Table D1-7 Emission Changes μ / by Nonattainment Area with Alternative Standards for HD Vehicles Benzene 2018														
Nonattainment Area	Pollutant	Status c/	General Conformity Threshold d/	Emissions Changes for Proposed Alternatives (tons/year)										
				Alt. 1	Alt. 2	Alt. 3	Alt. 4	Alt. 6A	Alt. 5	Alt. 6 b/	Alt. 7	Alt. 6B	Alt. 8	
				No Action	Engine Only	Class 8 Tractors	Engines & Classes 7-8 Tractors	15% below Preferred Alternative Stringency	Engines, Classes 7-8 Tractors, & Classes 2b-3	Engines, Tractors, & Classes 2b-8	Engines, Tractors, & Truck, & Trailers	20% above Preferred Alternative Stringency	Accelerated Hybrid Adoption	
Lake County, IN	SO _x	Maintenance	100	0.00	0.00	-0.14	-0.14	-0.14	-0.14	-0.14	-0.14	-0.14	-0.15	-0.15
Lake County, OH	SO _x	Maintenance	100	0.00	0.00	-0.02	-0.02	-0.02	-0.02	-0.02	-0.02	-0.02	-0.02	-0.02
Lake County, OR	PM ₁₀	Maintenance	100	0.00	0.00	0.00	0.00	0.00	0.00	0.00	0.00	0.00	0.00	0.00
Lake Tahoe North Shore, CA	CO	Maintenance	100	0.00	0.00	-0.01	-0.01	-0.01	-0.01	-0.01	-0.01	-0.01	-0.01	-0.01
Lake Tahoe South Shore, CA	CO	Maintenance	100	0.00	0.00	-0.02	-0.03	-0.03	-0.03	-0.03	-0.03	-0.03	-0.03	-0.03
Lake Tahoe, NV	CO	Maintenance	100	0.00	0.00	-0.01	-0.01	-0.01	-0.01	-0.01	-0.01	-0.01	-0.01	-0.01
Lamar, CO	PM ₁₀	Maintenance	100	0.00	0.00	0.00	0.00	0.00	0.00	0.00	0.00	0.00	0.00	0.00
Lame Deer, MT	PM ₁₀	Moderate	100	0.00	0.00	0.00	0.00	0.00	0.00	0.00	0.00	0.00	0.00	0.00
Lancaster, PA	Ozone	Maintenance	100	0.00	0.01	-0.39	-0.40	-0.40	-0.40	-0.40	-0.40	-0.40	-0.40	-0.40
Lancaster, PA	PM _{2.5}	Nonattainment	100	0.00	0.01	-0.39	-0.40	-0.40	-0.40	-0.40	-0.40	-0.40	-0.40	-0.40
Lane County, OR	PM ₁₀	Moderate	100	0.00	0.00	0.00	0.00	0.00	0.00	0.00	-0.01	-0.01	-0.01	-0.01
Lansing-East Lansing, MI	Ozone	Maintenance	100	0.00	0.00	-0.21	-0.22	-0.21	-0.21	-0.21	-0.21	-0.22	-0.22	-0.22
LaPorte, IN	Ozone	Maintenance	100	0.00	0.00	-0.05	-0.05	-0.05	-0.05	-0.05	-0.05	-0.05	-0.05	-0.05
Las Vegas, NV	CO	Serious	100	0.00	0.03	-1.26	-1.27	-1.26	-1.26	-1.26	-1.27	-1.27	-1.27	-1.27
Las Vegas, NV	Ozone	Former Subpart 1	50	0.00	0.02	-1.26	-1.27	-1.27	-1.27	-1.27	-1.27	-1.27	-1.27	-1.27
Lauderdale County, AL	SO _x	Maintenance	100	0.00	0.00	-0.04	-0.04	-0.04	-0.04	-0.04	-0.04	-0.04	-0.04	-0.04
Laurel Area (Yellowstone County), MT	SO _x	Nonattainment	100	0.00	0.00	0.00	0.00	0.00	0.00	0.00	0.00	0.00	0.00	0.00
Libby, MT	PM ₁₀	Moderate	100	0.00	0.00	0.00	0.00	0.00	0.00	0.00	0.00	0.00	0.00	0.00
Libby, MT	PM _{2.5}	Nonattainment	100	0.00	0.00	0.00	0.00	0.00	0.00	0.00	0.00	0.00	0.00	0.00
Liberty-Clairton, PA	PM _{2.5}	Nonattainment	100	0.00	0.00	-0.01	-0.01	-0.01	-0.01	-0.01	-0.01	-0.01	-0.01	-0.01
Lima, OH	Ozone	Maintenance	100	0.00	0.00	-0.05	-0.05	-0.05	-0.05	-0.05	-0.05	-0.05	-0.05	-0.05
Longmont, CO	CO	Maintenance	100	0.00	0.00	-0.04	-0.04	-0.04	-0.04	-0.04	-0.04	-0.04	-0.04	-0.04
Lorain County, OH	SO _x	Maintenance	100	0.00	0.00	-0.02	-0.02	-0.02	-0.02	-0.02	-0.02	-0.02	-0.02	-0.02
Los Angeles South Coast Air Basin, CA	CO	Maintenance	100	0.00	0.67	-32.52	-32.90	-32.73	-32.74	-32.77	-32.77	-32.77	-32.79	-32.79
Los Angeles South Coast Air Basin, CA	NO _x	Maintenance	100	0.00	0.67	-32.52	-32.90	-32.73	-32.74	-32.77	-32.77	-32.77	-32.79	-32.79
Los Angeles South Coast Air Basin, CA	Ozone	Extreme	10	0.00	0.67	-32.52	-32.90	-32.73	-32.74	-32.77	-32.77	-32.77	-32.79	-32.79
Los Angeles South Coast Air Basin, CA	PM ₁₀	Serious	70	0.00	0.67	-32.52	-32.90	-32.73	-32.74	-32.77	-32.77	-32.77	-32.79	-32.79
Los Angeles South Coast Air Basin, CA	PM _{2.5}	Nonattainment	100	0.00	0.67	-32.52	-32.90	-32.73	-32.74	-32.77	-32.77	-32.77	-32.79	-32.79
Los Angeles-San Bernardino Counties (western Mohave), CA	Ozone	Moderate	50	0.00	-0.01	-0.31	-0.32	-0.32	-0.32	-0.32	-0.32	-0.32	-0.33	-0.33
Louisville, KY-IN	Ozone	Maintenance	100	0.00	0.02	-0.98	-1.00	-0.99	-0.99	-0.99	-0.99	-0.99	-1.00	-1.00
Louisville, KY-IN	PM _{2.5}	Nonattainment	100	0.00	0.02	-0.98	-1.00	-0.99	-0.99	-0.99	-0.99	-0.99	-1.00	-1.00
Lowell, MA	CO	Maintenance	100	0.00	0.00	-0.05	-0.05	-0.05	-0.05	-0.05	-0.05	-0.05	-0.05	-0.05
Lucas County, OH	SO _x	Maintenance	100	0.00	0.00	-0.14	-0.14	-0.14	-0.14	-0.14	-0.14	-0.14	-0.14	-0.14
Lyons Township, IL	PM ₁₀	Maintenance	100	0.00	0.00	-0.03	-0.04	-0.03	-0.04	-0.04	-0.04	-0.04	-0.04	-0.04
Macon, GA	Ozone	Maintenance	100	0.00	0.00	-0.19	-0.19	-0.19	-0.19	-0.19	-0.19	-0.19	-0.19	-0.20
Macon, GA	PM _{2.5}	Nonattainment	100	0.00	0.00	-0.19	-0.19	-0.19	-0.19	-0.19	-0.19	-0.19	-0.19	-0.20
Madison and Page Counties (Shenandoah NP), VA	Ozone	Maintenance	100	0.00	0.00	0.00	0.00	0.00	0.00	0.00	0.00	0.00	0.00	0.00
Madison, WI	SO _x	Maintenance	100	0.00	0.00	-0.10	-0.11	-0.10	-0.10	-0.10	-0.10	-0.11	-0.11	-0.11
Mammoth Lake, CA	PM ₁₀	Moderate	100	0.00	0.00	0.00	0.00	0.00	0.00	0.00	0.00	0.00	0.00	0.00
Manchester, NH	CO	Maintenance	100	0.00	0.00	-0.04	-0.04	-0.04	-0.04	-0.04	-0.04	-0.04	-0.04	-0.04
Manitowoc County, WI	Ozone	Former Subpart 1	50	0.00	0.00	-0.05	-0.05	-0.05	-0.05	-0.05	-0.05	-0.05	-0.05	-0.05
Marion County, IN	SO _x	Maintenance	100	0.00	0.00	-0.14	-0.15	-0.14	-0.15	-0.15	-0.15	-0.15	-0.15	-0.15
Mariposa and Tuolumne Counties (Southern Mountain), CA	Ozone	Former Subpart 1	50	0.00	0.00	-0.05	-0.05	-0.05	-0.05	-0.05	-0.05	-0.05	-0.05	-0.05

Table D1-7 Emission Changes μ / by Nonattainment Area with Alternative Standards for HD Vehicles Benzene 2018														
Nonattainment Area	Pollutant	Status c /	General Conformity Threshold d /	Emissions Changes for Proposed Alternatives (tons/year)										
				Alt. 1	Alt. 2	Alt. 3	Alt. 4	Alt. 6A	Alt. 5	Alt. 6 b /	Alt. 7	Alt. 6B	Alt. 8	
				No Action	Engine Only	Class 8 Tractors	Engines & Classes 7-8 Tractors	15% below Preferred Alternative Stringency	Engines, Classes 7-8 Tractors, & Classes 2b-3	Engines, Tractors, & Classes 2b-8	Engines, Tractors, Trucks, & Trailers	20% above Preferred Alternative Stringency	Accelerated Hybrid Adoption	
Martinsburg, WV-Hagerstown, MD	PM _{2.5}	Nonattainment	100	0.00	0.00	-0.14	-0.15	-0.15	-0.15	-0.15	-0.15	-0.15	-0.15	-0.15
Mason County, MI	Ozone	Maintenance	100	0.00	0.00	-0.01	-0.01	-0.01	-0.01	-0.01	-0.01	-0.01	-0.01	-0.01
Medford, OR	CO	Maintenance	100	0.00	0.00	-0.03	-0.03	-0.03	-0.03	-0.03	-0.03	-0.03	-0.03	-0.03
Medford-Ashland, OR	PM ₁₀	Maintenance	100	0.00	0.00	-0.08	-0.08	-0.08	-0.08	-0.08	-0.08	-0.08	-0.08	-0.08
Memphis, TN-AR	Ozone	Maintenance	100	0.00	0.00	-0.45	-0.46	-0.46	-0.46	-0.46	-0.46	-0.46	-0.46	-0.46
Memphis, TN	CO	Maintenance	100	0.00	0.00	-0.41	-0.42	-0.42	-0.42	-0.42	-0.42	-0.42	-0.42	-0.42
Miami (Gila County), AZ	SO _x	Maintenance	100	0.00	0.00	-0.01	-0.01	-0.01	-0.01	-0.01	-0.01	-0.01	-0.01	-0.01
Millinocket AQCR 109, ME	SO _x	Maintenance	100	0.00	0.00	0.00	0.00	0.00	0.00	0.00	0.00	0.00	0.00	0.00
Milwaukee, WI	SO _x	Maintenance	100	0.00	0.00	-0.24	-0.24	-0.24	-0.24	-0.24	-0.24	-0.24	-0.24	-0.24
Milwaukee-Racine, WI	Ozone	Moderate	50	0.00	0.01	-0.78	-0.79	-0.78	-0.78	-0.79	-0.79	-0.79	-0.79	-0.79
Minneapolis-St Paul, MN	CO	Maintenance	100	0.00	0.04	-2.46	-2.49	-2.48	-2.48	-2.48	-2.48	-2.48	-2.49	-2.49
Minneapolis-St Paul, MN	SO _x	Maintenance	100	0.00	0.04	-2.46	-2.49	-2.48	-2.48	-2.48	-2.48	-2.48	-2.49	-2.49
Missoula, MT	CO	Maintenance	100	0.00	0.00	-0.05	-0.05	-0.05	-0.05	-0.05	-0.05	-0.05	-0.05	-0.06
Missoula, MT	PM ₁₀	Moderate	100	0.00	0.00	-0.05	-0.05	-0.05	-0.05	-0.05	-0.05	-0.05	-0.05	-0.06
Modesto, CA	CO	Maintenance	100	0.00	0.00	-0.13	-0.13	-0.13	-0.13	-0.13	-0.13	-0.13	-0.13	-0.13
Mohave County, AZ	PM ₁₀	Maintenance	100	0.00	0.00	-0.04	-0.05	-0.05	-0.05	-0.05	-0.05	-0.05	-0.05	-0.05
Mono Basin, CA	PM ₁₀	Moderate	100	0.00	0.00	0.00	0.00	0.00	0.00	0.00	0.00	0.00	0.00	0.00
Morenci (Greenlee County), AZ	SO _x	Maintenance	100	0.00	0.00	0.00	0.00	0.00	0.00	0.00	0.00	0.00	0.00	0.00
Morristown, NJ	CO	Maintenance	100	0.00	0.00	-0.01	-0.01	-0.01	-0.01	-0.01	-0.01	-0.01	-0.01	-0.01
Muhlenberg County, KY	SO _x	Maintenance	100	0.00	0.00	-0.02	-0.02	-0.02	-0.02	-0.02	-0.02	-0.02	-0.02	-0.02
Muncie, IN	Ozone	Maintenance	100	0.00	0.00	-0.06	-0.06	-0.06	-0.06	-0.06	-0.06	-0.06	-0.06	-0.06
Murray County (Chattahoochee NF), GA	Ozone	Maintenance	100	0.00	0.00	0.00	0.00	0.00	0.00	0.00	0.00	0.00	0.00	0.00
Muscatine County, IA	SO _x	Maintenance	100	0.00	0.00	-0.01	-0.01	-0.01	-0.01	-0.01	-0.01	-0.01	-0.01	-0.01
Muskegon, MI	Ozone	Maintenance	100	0.00	0.00	-0.06	-0.06	-0.06	-0.06	-0.06	-0.06	-0.06	-0.06	-0.06
Nashua, NH	CO	Maintenance	100	0.00	0.00	-0.03	-0.03	-0.03	-0.03	-0.03	-0.03	-0.03	-0.03	-0.03
Nashville, TN	Ozone	Former Subpart 1	50	0.00	0.01	-0.71	-0.72	-0.71	-0.71	-0.72	-0.72	-0.72	-0.72	-0.72
Nevada County (western part), CA	Ozone	Former Subpart 1	50	0.00	0.00	-0.06	-0.06	-0.06	-0.06	-0.06	-0.06	-0.06	-0.06	-0.06
New Haven County, CT	PM ₁₀	Maintenance	100	0.00	0.00	-0.06	-0.06	-0.06	-0.06	-0.06	-0.06	-0.06	-0.06	-0.06
New Haven-Meriden-Waterbury, CT	CO	Maintenance	100	0.00	0.01	-0.35	-0.36	-0.35	-0.35	-0.35	-0.35	-0.35	-0.36	-0.36
New Manchester-Grant Magisterial District (Hancock County), WV	SO _x	Maintenance	100	0.00	0.00	0.00	0.00	0.00	0.00	0.00	-0.01	-0.01	-0.01	-0.01
New York County, NY	PM ₁₀	Moderate	100	0.00	-0.03	-0.25	-0.28	-0.27	-0.28	-0.28	-0.29	-0.30	-0.32	-0.32
New York-N. New Jersey-Long Island, NY-NJ-CT	CO	Maintenance	100	0.00	0.13	-10.01	-10.19	-10.12	-10.14	-10.15	-10.16	-10.16	-10.20	-10.22
New York-N. New Jersey-Long Island, NY-NJ-CT	PM _{2.5}	Nonattainment	100	0.00	0.13	-10.02	-10.20	-10.13	-10.15	-10.16	-10.17	-10.21	-10.24	-10.24
New York-northern New Jersey-Long Island, NY-NJ-CT	Ozone	Moderate	50	0.00	0.05	-6.53	-6.66	-6.61	-6.63	-6.64	-6.65	-6.69	-6.72	-6.72
Nogales, AZ	PM ₁₀	Moderate	100	0.00	0.00	-0.02	-0.02	-0.02	-0.02	-0.02	-0.02	-0.02	-0.02	-0.02
Norfolk-Virginia Beach-Newport News, VA	Ozone	Maintenance	100	0.00	0.01	-0.69	-0.70	-0.70	-0.70	-0.70	-0.70	-0.70	-0.70	-0.70
Ogden, UT	CO	Maintenance	100	0.00	0.00	-0.06	-0.06	-0.06	-0.06	-0.06	-0.06	-0.06	-0.06	-0.06
Ogden, UT	PM ₁₀	Moderate	100	0.00	0.00	-0.06	-0.06	-0.06	-0.06	-0.06	-0.06	-0.06	-0.06	-0.06
Oglesby, IL	PM ₁₀	Maintenance	100	0.00	0.00	0.00	0.00	0.00	0.00	0.00	0.00	0.00	0.00	0.00
Olmsted County, MN	PM ₁₀	Maintenance	100	0.00	0.00	-0.01	-0.01	-0.01	-0.01	-0.01	-0.01	-0.01	-0.01	-0.01
Olympia, Tumwater, Lacey, WA	PM ₁₀	Maintenance	100	0.00	0.00	-0.05	-0.05	-0.05	-0.05	-0.05	-0.05	-0.05	-0.05	-0.05
Owens Valley, CA	PM ₁₀	Serious	70	0.00	0.00	0.00	0.00	0.00	0.00	0.00	-0.01	-0.01	-0.01	-0.01
Pagosa Springs, CO	PM ₁₀	Maintenance	100	0.00	0.00	0.00	0.00	0.00	0.00	0.00	0.00	0.00	0.00	0.00

Table D1-7 Emission Changes μ / by Nonattainment Area with Alternative Standards for HD Vehicles Benzene 2018														
Nonattainment Area	Pollutant	Status c /	General Conformity Threshold d /	Emissions Changes for Proposed Alternatives (tons/year)										
				Alt. 1	Alt. 2	Alt. 3	Alt. 4	Alt. 6A	Alt. 5	Alt. 6 b /	Alt. 7	Alt. 6B	Alt. 8	
				No Action	Engine Only	Class 8 Tractors	Engines & Classes 7-8 Tractors	15% below Preferred Alternative Stringency	Engines, Classes 7-8 Tractors, & Classes 2b-3	Engines, Tractors, & Classes 2b-8	Engines, Tractors, & Truck, & Trailers	20% above Preferred Alternative Stringency	Accelerated Hybrid Adoption	
Parkersburg-Marietta, WV-OH	Ozone	Maintenance	100	0.00	0.00	-0.13	-0.13	-0.13	-0.13	-0.13	-0.13	-0.13	-0.13	-0.13
Parkersburg-Marietta, WV-OH	PM _{2.5}	Nonattainment	100	0.00	0.00	-0.13	-0.13	-0.13	-0.13	-0.13	-0.13	-0.13	-0.13	-0.13
Payson, AZ	PM ₁₀	Maintenance	100	0.00	0.00	-0.01	-0.01	-0.01	-0.01	-0.01	-0.01	-0.01	-0.01	-0.01
Penns Grove, NJ	CO	Maintenance	100	0.00	0.00	0.00	0.00	0.00	0.00	0.00	0.00	0.00	0.00	0.00
Peoria, IL	SO _x	Maintenance	100	0.00	0.00	-0.04	-0.05	-0.05	-0.05	-0.05	-0.05	-0.05	-0.05	-0.05
Perth Amboy, NJ	CO	Maintenance	100	0.00	0.00	-0.03	-0.03	-0.03	-0.03	-0.03	-0.03	-0.03	-0.03	-0.03
Philadelphia-Camden County, PA-NJ	CO	Maintenance	100	0.00	0.00	-0.18	-0.18	-0.18	-0.18	-0.18	-0.18	-0.18	-0.18	-0.18
Philidelphia-Wilmington, PA-NY-DE	PM _{2.5}	Nonattainment	100	0.00	0.03	-1.96	-1.99	-1.98	-1.98	-1.98	-1.98	-1.98	-1.99	-1.99
Phildelphia-Wilmington-Atlantic City, PA-NY-MD-DE	Ozone	Moderate	50	0.00	0.05	-2.87	-2.91	-2.90	-2.90	-2.90	-2.90	-2.90	-2.91	-2.91
Phoenix, AZ	CO	Maintenance	100	0.00	0.08	-3.80	-3.85	-3.83	-3.83	-3.83	-3.83	-3.83	-3.84	-3.84
Phoenix, AZ	PM ₁₀	Serious	70	0.00	0.08	-3.80	-3.85	-3.83	-3.83	-3.83	-3.83	-3.83	-3.84	-3.84
Phoenix-Mesa, AZ	Ozone	Former Subpart 1	50	0.00	0.04	-1.94	-1.97	-1.95	-1.96	-1.96	-1.96	-1.96	-1.96	-1.96
Pierce County, WA	PM ₁₀	Maintenance	100	0.00	0.00	-0.01	-0.01	-0.01	-0.01	-0.01	-0.01	-0.01	-0.01	-0.01
Pinehurst, ID	PM ₁₀	Moderate	100	0.00	0.00	0.00	0.00	0.00	0.00	0.00	0.00	0.00	0.00	0.00
Pittsburgh, PA	CO	Maintenance	100	0.00	0.00	-0.01	-0.01	-0.01	-0.01	-0.01	-0.01	-0.01	-0.01	-0.01
Pittsburgh-Beaver Valley, PA	Ozone	Former Subpart 1	50	0.00	0.03	-1.71	-1.73	-1.72	-1.72	-1.72	-1.73	-1.73	-1.73	-1.73
Pittsburgh-Beaver Valley, PA	PM _{2.5}	Nonattainment	100	0.00	0.03	-1.71	-1.73	-1.72	-1.72	-1.72	-1.72	-1.72	-1.73	-1.73
Polk County, TN	SO _x	Maintenance	100	0.00	0.00	-0.01	-0.01	-0.01	-0.01	-0.01	-0.01	-0.01	-0.01	-0.01
Polson, MT	PM ₁₀	Moderate	100	0.00	0.00	0.00	0.00	0.00	0.00	0.00	0.00	0.00	0.00	0.00
Portland, ME	Ozone	Maintenance	100	0.00	0.00	-0.25	-0.25	-0.25	-0.25	-0.25	-0.25	-0.25	-0.25	-0.25
Portland, OR	CO	Maintenance	100	0.00	0.01	-0.51	-0.52	-0.52	-0.52	-0.52	-0.52	-0.52	-0.52	-0.52
Portneuf Valley, ID	PM ₁₀	Maintenance	100	0.00	0.00	-0.02	-0.02	-0.02	-0.02	-0.02	-0.02	-0.02	-0.02	-0.02
Poughkeepsie, NY	Ozone	Moderate	50	0.00	0.01	-0.58	-0.59	-0.59	-0.59	-0.59	-0.59	-0.59	-0.59	-0.59
Presque Isle, ME	PM ₁₀	Maintenance	100	0.00	0.00	0.00	0.00	0.00	0.00	0.00	0.00	0.00	0.00	0.00
Providence (entire State), RI	Ozone	Moderate	50	0.00	0.01	-0.43	-0.44	-0.43	-0.43	-0.43	-0.43	-0.43	-0.44	-0.44
Provo, UT	CO	Maintenance	100	0.00	0.00	-0.07	-0.07	-0.07	-0.07	-0.07	-0.07	-0.07	-0.07	-0.07
Raleigh-Durham, NC	CO	Maintenance	100	0.00	0.01	-0.55	-0.56	-0.56	-0.56	-0.56	-0.56	-0.56	-0.56	-0.56
Raleigh-Durham-Chapel Hill, NC	Ozone	Maintenance	100	0.00	0.01	-0.76	-0.77	-0.76	-0.77	-0.77	-0.77	-0.77	-0.77	-0.77
Ramsey County, MN	PM ₁₀	Maintenance	100	0.00	0.00	0.00	-0.01	0.00	-0.01	-0.01	-0.01	-0.01	-0.01	-0.01
Reading, PA	Ozone	Maintenance	100	0.00	0.00	-0.30	-0.30	-0.30	-0.30	-0.30	-0.30	-0.30	-0.30	-0.31
Reading, PA	PM _{2.5}	Nonattainment	100	0.00	0.00	-0.30	-0.30	-0.30	-0.30	-0.30	-0.30	-0.30	-0.30	-0.31
Reno, NV	CO	Maintenance	100	0.00	0.00	-0.11	-0.11	-0.11	-0.11	-0.11	-0.11	-0.11	-0.11	-0.11
Rhineland (Oneida County), WI	SO _x	Maintenance	100	0.00	0.00	0.00	0.00	0.00	0.00	0.00	0.00	0.00	0.00	0.00
Richmond-Petersburg, VA	Ozone	Maintenance	100	0.00	0.01	-0.54	-0.54	-0.54	-0.54	-0.54	-0.54	-0.54	-0.54	-0.54
Rillito, AZ	PM ₁₀	Moderate	100	0.00	0.00	-0.02	-0.02	-0.02	-0.02	-0.02	-0.02	-0.02	-0.02	-0.02
Riverside County (Coachella Valley), CA	Ozone	Severe	25	0.00	0.00	-0.26	-0.27	-0.27	-0.27	-0.27	-0.27	-0.27	-0.27	-0.27
Roanoke, VA	Ozone	Former Subpart 1	50	0.00	0.00	-0.12	-0.12	-0.12	-0.12	-0.12	-0.12	-0.12	-0.12	-0.12
Rochester (Olmsted County), MN	SO _x	Maintenance	100	0.00	0.00	-0.04	-0.04	-0.04	-0.04	-0.04	-0.04	-0.04	-0.04	-0.04
Rochester, NY	Ozone	Former Subpart 1	50	0.00	0.01	-0.59	-0.60	-0.59	-0.60	-0.60	-0.60	-0.60	-0.60	-0.60
Rocky Mount, NC	Ozone	Maintenance	100	0.00	0.00	-0.08	-0.09	-0.09	-0.09	-0.09	-0.09	-0.09	-0.09	-0.09
Rome, GA	PM _{2.5}	Nonattainment	100	0.00	0.00	-0.06	-0.06	-0.06	-0.06	-0.06	-0.06	-0.06	-0.06	-0.06
Ronan, MT	PM ₁₀	Moderate	100	0.00	0.00	0.00	0.00	0.00	0.00	0.00	0.00	0.00	0.00	0.00
Rothschild, Rib Mountain, Weston (Marathon County), WI	SO _x	Maintenance	100	0.00	0.00	0.00	0.00	0.00	0.00	0.00	0.00	0.00	0.00	0.00

Table D1-7 Emission Changes μ / by Nonattainment Area with Alternative Standards for HD Vehicles Benzene 2018														
Nonattainment Area	Pollutant	Status c/	General Conformity Threshold d/	Emissions Changes for Proposed Alternatives (tons/year)										
				Alt. 1	Alt. 2	Alt. 3	Alt. 4	Alt. 6A	Alt. 5	Alt. 6 b/	Alt. 7	Alt. 6B	Alt. 8	
				No Action	Engine Only	Class 8 Tractors	Engines & Classes 7-8 Tractors	15% below Preferred Alternative Stringency	Engines, Classes 7-8 Tractors, & Classes 2b-3	Engines, Tractors, & Classes 2b-8	Engines, Tractors, & Truckers, Trailers	20% above Preferred Alternative Stringency	Accelerated Hybrid Adoption	
Sacramento County, CA	PM ₁₀	Moderate	100	0.00	0.01	-0.62	-0.63	-0.62	-0.63	-0.62	-0.63	-0.63	-0.63	-0.63
Sacramento Metro, CA	Ozone	Severe	25	0.00	0.02	-1.10	-1.11	-1.11	-1.11	-1.11	-1.11	-1.11	-1.11	-1.11
Sacramento, CA	CO	Maintenance	100	0.00	0.01	-0.68	-0.69	-0.69	-0.69	-0.69	-0.69	-0.69	-0.69	-0.69
Salem, OR	CO	Maintenance	100	0.00	0.00	-0.06	-0.06	-0.06	-0.06	-0.06	-0.06	-0.06	-0.06	-0.06
Salt Lake City, UT	CO	Maintenance	100	0.00	0.00	-0.09	-0.10	-0.09	-0.09	-0.09	-0.09	-0.10	-0.10	-0.10
Salt Lake County, UT	PM ₁₀	Moderate	100	0.00	0.02	-0.89	-0.90	-0.90	-0.90	-0.90	-0.90	-0.90	-0.90	-0.90
Salt Lake County, UT	SO _x	Nonattainment	100	0.00	0.02	-0.89	-0.90	-0.90	-0.90	-0.90	-0.90	-0.90	-0.90	-0.90
San Antonio, TX	Ozone	Former Subpart 1	50	0.00	0.01	-0.81	-0.82	-0.82	-0.82	-0.82	-0.82	-0.82	-0.83	-0.83
San Bernardino County, CA	PM ₁₀	Moderate	100	0.00	-0.01	-0.20	-0.21	-0.21	-0.21	-0.21	-0.21	-0.21	-0.22	-0.22
San Diego, CA	CO	Maintenance	100	0.00	0.07	-3.45	-3.50	-3.48	-3.48	-3.48	-3.48	-3.48	-3.49	-3.49
San Diego, CA	Ozone	Former Subpart 1	50	0.00	0.07	-3.45	-3.50	-3.48	-3.48	-3.48	-3.48	-3.48	-3.49	-3.49
San Francisco Bay Area, CA	Ozone	Marginal	50	0.00	0.05	-2.72	-2.76	-2.74	-2.74	-2.74	-2.75	-2.75	-2.75	-2.75
San Francisco-Oakland-San Jose, CA	CO	Maintenance	100	0.00	0.06	-3.08	-3.12	-3.10	-3.10	-3.10	-3.11	-3.11	-3.11	-3.11
San Joaquin Valley, CA	Ozone	Extreme	10	0.00	0.10	-5.65	-5.73	-5.69	-5.70	-5.70	-5.71	-5.71	-5.72	-5.73
San Joaquin Valley, CA	PM ₁₀	Maintenance	100	0.00	0.10	-5.65	-5.73	-5.69	-5.70	-5.70	-5.71	-5.71	-5.72	-5.73
San Joaquin Valley, CA	PM _{2.5}	Nonattainment	100	0.00	0.10	-5.65	-5.73	-5.69	-5.70	-5.70	-5.71	-5.71	-5.72	-5.73
San Manuel (Pinal County), AZ	SO _x	Maintenance	100	0.00	0.00	-0.02	-0.02	-0.02	-0.02	-0.02	-0.02	-0.02	-0.02	-0.02
Sanders County (part);Thompson Falls and vicinity, MT	PM ₁₀	Moderate	100	0.00	0.00	0.00	0.00	0.00	0.00	0.00	0.00	0.00	0.00	0.00
Scranton-Wilkes Barre, PA	Ozone	Maintenance	100	0.00	0.00	-0.30	-0.30	-0.30	-0.30	-0.30	-0.30	-0.30	-0.30	-0.30
Seattle-Tacoma, WA	CO	Maintenance	100	0.00	0.02	-1.29	-1.31	-1.30	-1.30	-1.30	-1.30	-1.31	-1.31	-1.31
Sheboygan, WI	Ozone	Moderate	50	0.00	0.00	-0.05	-0.05	-0.05	-0.05	-0.05	-0.05	-0.05	-0.05	-0.05
Sheridan, WY	PM ₁₀	Moderate	100	0.00	0.00	-0.01	-0.01	-0.01	-0.01	-0.01	-0.01	-0.01	-0.01	-0.01
Shoshone County, ID	PM ₁₀	Moderate	100	0.00	0.00	0.00	0.00	0.00	0.00	0.00	0.00	0.00	0.00	0.00
Somerville, NJ	CO	Maintenance	100	0.00	0.00	-0.01	-0.01	-0.01	-0.01	-0.01	-0.01	-0.01	-0.01	-0.01
South Bend-Elkhart, IN	Ozone	Maintenance	100	0.00	0.00	-0.20	-0.21	-0.21	-0.21	-0.21	-0.21	-0.21	-0.21	-0.21
Southeast Chicago, IL	PM ₁₀	Maintenance	100	0.00	0.00	-0.09	-0.09	-0.09	-0.09	-0.09	-0.09	-0.09	-0.09	-0.09
Spokane County, WA	PM ₁₀	Maintenance	100	0.00	0.00	-0.13	-0.13	-0.13	-0.13	-0.13	-0.13	-0.13	-0.13	-0.13
Spokane, WA	CO	Maintenance	100	0.00	0.00	-0.13	-0.13	-0.13	-0.13	-0.13	-0.13	-0.13	-0.13	-0.13
Springfield (western MA), MA	Ozone	Moderate	50	0.00	0.00	-0.40	-0.40	-0.40	-0.40	-0.40	-0.40	-0.40	-0.40	-0.41
Springfield, MA	CO	Maintenance	100	0.00	0.00	-0.06	-0.06	-0.06	-0.06	-0.06	-0.06	-0.06	-0.06	-0.06
St Louis, MO	CO	Maintenance	100	0.00	0.00	-0.42	-0.43	-0.43	-0.43	-0.43	-0.43	-0.43	-0.43	-0.43
St Louis, MO-IL	Ozone	Moderate	50	0.00	0.02	-1.32	-1.34	-1.33	-1.33	-1.33	-1.34	-1.34	-1.34	-1.34
St. Louis, MO-IL	PM _{2.5}	Nonattainment	100	0.00	0.02	-1.31	-1.33	-1.32	-1.33	-1.33	-1.33	-1.33	-1.33	-1.33
State College, PA	Ozone	Maintenance	100	0.00	0.00	-0.07	-0.07	-0.07	-0.07	-0.07	-0.07	-0.07	-0.07	-0.08
Steamboat Springs, CO	PM ₁₀	Maintenance	100	0.00	0.00	-0.01	-0.01	-0.01	-0.01	-0.01	-0.01	-0.01	-0.01	-0.01
Steubenville & Mingo Junction, OH	SO _x	Maintenance	100	0.00	0.00	-0.02	-0.02	-0.02	-0.02	-0.02	-0.02	-0.02	-0.02	-0.02
Steubenville-Weirton, OH-WV	Ozone	Maintenance	100	0.00	0.00	-0.09	-0.09	-0.09	-0.09	-0.09	-0.09	-0.09	-0.09	-0.09
Steubenville-Weirton, OH-WV	PM _{2.5}	Nonattainment	100	0.00	0.00	-0.09	-0.09	-0.09	-0.09	-0.09	-0.09	-0.09	-0.09	-0.09
Stockton, CA	CO	Maintenance	100	0.00	0.00	-0.19	-0.19	-0.19	-0.19	-0.19	-0.19	-0.19	-0.19	-0.19
Sutter County (Sutter Buttes), CA	Ozone	Former Subpart 1	50	0.00	0.00	0.00	0.00	0.00	0.00	0.00	0.00	0.00	0.00	0.00
Syracuse, NY	CO	Maintenance	100	0.00	0.00	-0.23	-0.23	-0.23	-0.23	-0.23	-0.23	-0.23	-0.23	-0.23
Telluride, CO	PM ₁₀	Maintenance	100	0.00	0.00	0.00	0.00	0.00	0.00	0.00	0.00	0.00	0.00	0.00
Terre Haute, IN	Ozone	Maintenance	100	0.00	0.00	-0.06	-0.06	-0.06	-0.06	-0.06	-0.06	-0.06	-0.06	-0.06

Table D1-7
Emission Changes ^{a/} by Nonattainment Area with Alternative Standards for HD Vehicles
Benzene 2018

Nonattainment Area	Pollutant	Status ^{c/}	General Conformity Threshold ^{d/}	Emissions Changes for Proposed Alternatives (tons/year)										
				Alt. 1	Alt. 2	Alt. 3	Alt. 4	Alt. 6A	Alt. 5	Alt. 6 ^{b/}	Alt. 7	Alt. 6B	Alt. 8	
				No Action	Engine Only	Class 8 Tractors	Engines & Classes 7-8 Tractors	15% below Preferred Alternative Stringency	Engines, Classes 7-8 Tractors, & Classes 2b-3	Engines, Tractors, & Classes 2b-8	Engines, Tractors, & Trailers	20% above Preferred Alternative Stringency	Accelerated Hybrid Adoption	
Tioga County, PA	Ozone	Maintenance	100	0.00	0.00	-0.03	-0.03	-0.03	-0.03	-0.03	-0.03	-0.03	-0.03	-0.03
Toledo, OH	Ozone	Maintenance	100	0.00	0.00	-0.25	-0.25	-0.25	-0.25	-0.25	-0.25	-0.25	-0.25	-0.26
Toms River, NJ	CO	Maintenance	100	0.00	0.00	-0.04	-0.04	-0.04	-0.04	-0.04	-0.04	-0.04	-0.04	-0.04
Tooele County, UT	SO _x	Nonattainment	100	0.00	0.00	-0.05	-0.05	-0.05	-0.05	-0.05	-0.05	-0.05	-0.05	-0.06
Trenton, NJ	CO	Maintenance	100	0.00	0.00	-0.04	-0.04	-0.04	-0.04	-0.04	-0.04	-0.04	-0.04	-0.04
Trona, CA	PM ₁₀	Moderate	100	0.00	0.00	-0.01	-0.01	-0.01	-0.01	-0.01	-0.01	-0.01	-0.01	-0.01
Tucson, AZ	CO	Maintenance	100	0.00	0.01	-0.42	-0.43	-0.43	-0.43	-0.43	-0.43	-0.43	-0.43	-0.43
Utah County, UT	PM ₁₀	Moderate	100	0.00	0.00	-0.21	-0.21	-0.21	-0.21	-0.21	-0.21	-0.21	-0.22	-0.22
Vancouver, WA	CO	Maintenance	100	0.00	0.00	-0.13	-0.14	-0.13	-0.13	-0.13	-0.14	-0.14	-0.14	-0.14
Ventura County, CA	Ozone	Serious	50	0.00	0.00	-0.36	-0.37	-0.37	-0.37	-0.37	-0.37	-0.37	-0.38	-0.38
Vermillion County, IN	PM ₁₀	Maintenance	100	0.00	0.00	0.00	-0.01	-0.01	-0.01	-0.01	-0.01	-0.01	-0.01	-0.01
Vigo County, IN	SO _x	Maintenance	100	0.00	0.00	-0.06	-0.06	-0.06	-0.06	-0.06	-0.06	-0.06	-0.06	-0.06
Wallula, WA	PM ₁₀	Maintenance	100	0.00	0.00	0.00	0.00	0.00	0.00	0.00	0.00	0.00	0.00	0.00
Waltham, MA	CO	Maintenance	100	0.00	0.00	-0.03	-0.03	-0.03	-0.03	-0.03	-0.03	-0.03	-0.03	-0.03
Warren County, NJ	SO _x	Maintenance	100	0.00	0.00	-0.02	-0.02	-0.02	-0.02	-0.02	-0.02	-0.02	-0.02	-0.02
Warren County, PA	SO _x	Nonattainment	100	0.00	0.00	-0.01	-0.01	-0.01	-0.01	-0.01	-0.01	-0.01	-0.01	-0.01
Washington County (Hagerstown), MD	Ozone	Former Subpart 1	50	0.00	0.00	-0.10	-0.10	-0.10	-0.10	-0.10	-0.10	-0.10	-0.10	-0.10
Washington, DC-MD-VA	CO	Maintenance	100	0.00	0.11	-5.22	-5.28	-5.26	-5.26	-5.26	-5.26	-5.26	-5.27	-5.26
Washington, DC-MD-VA	Ozone	Moderate	50	0.00	0.10	-5.23	-5.29	-5.26	-5.27	-5.27	-5.27	-5.27	-5.28	-5.28
Washington, DC-MD-VA	PM _{2.5}	Nonattainment	100	0.00	0.10	-5.23	-5.29	-5.26	-5.27	-5.27	-5.27	-5.27	-5.28	-5.28
Washoe County, NV	PM ₁₀	Serious	70	0.00	0.00	-0.11	-0.11	-0.11	-0.11	-0.11	-0.11	-0.11	-0.11	-0.11
Waterford Township (Washington County), OH	SO _x	Maintenance	100	0.00	0.00	0.00	0.00	0.00	0.00	0.00	0.00	0.00	0.00	0.00
Wayne County, IN	SO _x	Maintenance	100	0.00	0.00	-0.03	-0.04	-0.03	-0.04	-0.04	-0.04	-0.04	-0.04	-0.04
Wayne County, MI	PM ₁₀	Maintenance	100	0.00	0.00	-0.03	-0.04	-0.04	-0.04	-0.04	-0.04	-0.04	-0.04	-0.04
Weirton, WV	PM ₁₀	Maintenance	100	0.00	0.00	-0.01	-0.01	-0.01	-0.01	-0.01	-0.01	-0.01	-0.01	-0.01
Weirton, WV	SO _x	Maintenance	100	0.00	0.00	-0.01	-0.01	-0.01	-0.01	-0.01	-0.01	-0.01	-0.01	-0.01
Wheeling, WV-OH	Ozone	Maintenance	100	0.00	0.00	-0.14	-0.14	-0.14	-0.14	-0.14	-0.14	-0.14	-0.14	-0.14
Wheeling, WV-OH	PM _{2.5}	Nonattainment	100	0.00	0.00	-0.14	-0.14	-0.14	-0.14	-0.14	-0.14	-0.14	-0.14	-0.14
Winston-Salem, NC	CO	Maintenance	100	0.00	0.00	-0.18	-0.18	-0.18	-0.18	-0.18	-0.18	-0.18	-0.18	-0.19
Worcester, MA	CO	Maintenance	100	0.00	0.00	-0.09	-0.09	-0.09	-0.09	-0.09	-0.09	-0.09	-0.09	-0.09
Yakima County, WA	PM ₁₀	Maintenance	100	0.00	0.00	-0.04	-0.04	-0.04	-0.04	-0.04	-0.04	-0.04	-0.04	-0.04
Yakima, WA	CO	Maintenance	100	0.00	0.00	-0.02	-0.02	-0.02	-0.02	-0.02	-0.02	-0.02	-0.02	-0.02
York, PA	Ozone	Maintenance	100	0.00	0.00	-0.34	-0.35	-0.35	-0.35	-0.35	-0.35	-0.35	-0.35	-0.35
York, PA	PM _{2.5}	Nonattainment	100	0.00	0.00	-0.34	-0.35	-0.35	-0.35	-0.35	-0.35	-0.35	-0.35	-0.35
Youngstown-Warren-Sharon, OH-PA	Ozone	Maintenance	100	0.00	0.00	-0.29	-0.30	-0.30	-0.30	-0.30	-0.30	-0.30	-0.30	-0.30
Yuma, AZ	PM ₁₀	Moderate	100	0.00	0.00	-0.08	-0.08	-0.08	-0.08	-0.08	-0.08	-0.08	-0.08	-0.08

^{a/} Negative emissions changes indicate reductions; positive emissions changes are increases. Values of less than 0.005 tons/year are rounded to zero.

^{b/} Preferred Alternative

^{c/} Pollutants for which the area is designated nonattainment or maintenance as of 2010. Source: 40 CFR 81.

^{d/} Emissions thresholds in tons/year of: CO in CO maintenance and nonattainment areas; VOC or NO_x in ozone maintenance and nonattainment areas; primary PM_{2.5} in PM_{2.5} maintenance and nonattainment areas; primary PM₁₀ in PM₁₀ maintenance and nonattainment areas; and SO₂ in SO₂ maintenance and nonattainment areas. Source: 40 CFR § 93.153. These thresholds are provided for information only; a general conformity determination is not required for the proposed actions. (See section 3.3.1.)

Source: EPA (U.S. Environmental Protection Agency). 2010. The Green Book Nonattainment Areas. Washington, District of Columbia. Last Revised: June 16, 2010. U.S. Environmental Protection Agency. Available: <http://www.epa.gov/oaqps001/greenbk/>. Accessed: August 6, 2010.

Table D1-8 Emission Changes <u>a</u> / by Nonattainment Area with Alternative Standards for HD Vehicles Benzene 2030														
Nonattainment Area	Pollutant	Status <u>c</u> /	General Conformity Threshold <u>d</u> /	Emissions Changes for Proposed Alternatives (tons/year)										
				Alt. 1	Alt. 2	Alt. 3	Alt. 4	Alt. 6A	Alt. 5	Alt. 6 <u>b</u> /	Alt. 7	Alt. 6B	Alt. 8	
				No Action	Engine Only	Class 8 Tractors	Engines & Classes 7-8 Tractors	15% below Preferred Alternative Stringency	Engines, Classes 7-8 Tractors, & Classes 2b-3	Engines, Tractors, & Classes 2b-8	Engines, Tractors, & Truckers, Trailers	20% above Preferred Alternative Stringency	Accelerated Hybrid Adoption	
Addison Township (Gallia County), OH	SO _x	Maintenance	100	0.00	0.00	0.00	0.00	0.00	0.00	0.00	0.00	0.00	0.00	0.00
Ajo (Pima County), AZ	PM ₁₀	Moderate	100	0.00	0.00	-0.01	-0.01	-0.01	-0.01	-0.01	-0.01	-0.01	-0.01	-0.01
Ajo (Pima County), AZ	SO _x	Maintenance	100	0.00	-0.01	-0.01	-0.02	-0.02	-0.02	-0.02	-0.02	-0.02	-0.02	-0.03
Albany-Schenectady-Troy, NY	Ozone	Former Subpart 1	50	0.00	0.01	-0.77	-0.77	-0.77	-0.77	-0.77	-0.78	-0.78	-0.78	-0.80
Albuquerque, NM	CO	Maintenance	100	0.00	0.01	-0.61	-0.61	-0.61	-0.61	-0.61	-0.61	-0.61	-0.61	-0.62
Allegan County, MI	Ozone	Former Subpart 1	50	0.00	0.00	-0.24	-0.25	-0.25	-0.25	-0.25	-0.25	-0.25	-0.25	-0.25
Allentown-Bethlehem-Easton, PA	Ozone	Maintenance	100	0.00	0.02	-0.63	-0.63	-0.63	-0.63	-0.63	-0.64	-0.64	-0.64	-0.64
Altoona, PA	Ozone	Maintenance	100	0.00	0.00	-0.10	-0.10	-0.11	-0.11	-0.11	-0.11	-0.11	-0.11	-0.11
Amador and Calveras Counties (Central Mountain), CA	Ozone	Former Subpart 1	50	0.00	0.00	-0.13	-0.13	-0.13	-0.13	-0.13	-0.13	-0.13	-0.13	-0.14
Anchorage, AK	CO	Maintenance	100	0.00	0.00	-0.09	-0.09	-0.09	-0.09	-0.09	-0.10	-0.10	-0.10	-0.10
Anthony, NM	PM ₁₀	Moderate	100	0.00	0.00	-0.01	-0.02	-0.02	-0.02	-0.02	-0.02	-0.02	-0.02	-0.02
Armstrong County, PA	SO _x	Nonattainment	100	0.00	0.00	0.00	-0.01	-0.01	-0.01	-0.01	-0.01	-0.01	-0.01	-0.01
Aspen, CO	PM ₁₀	Maintenance	100	0.00	0.00	-0.01	-0.01	-0.01	-0.01	-0.01	-0.01	-0.01	-0.01	-0.01
Atlanta, GA	Ozone	Moderate	50	0.00	0.56	-15.41	-15.34	-15.31	-15.32	-15.32	-15.36	-15.36	-15.37	-15.39
Atlanta, GA	PM _{2.5}	Nonattainment	100	0.00	0.56	-15.41	-15.34	-15.31	-15.32	-15.32	-15.36	-15.36	-15.38	-15.39
Atlantic City, NJ	CO	Maintenance	100	0.00	0.00	-0.02	-0.02	-0.02	-0.02	-0.02	-0.02	-0.02	-0.02	-0.02
Bakersfield, CA	CO	Maintenance	100	0.00	0.01	-0.42	-0.42	-0.42	-0.42	-0.42	-0.42	-0.42	-0.43	-0.43
Baltimore, MD	CO	Maintenance	100	0.00	0.12	-3.16	-3.14	-3.14	-3.14	-3.14	-3.15	-3.15	-3.15	-3.15
Baltimore, MD	Ozone	Moderate	50	0.00	0.11	-3.17	-3.15	-3.15	-3.15	-3.15	-3.16	-3.16	-3.16	-3.17
Baltimore, MD	PM _{2.5}	Nonattainment	100	0.00	0.11	-3.17	-3.15	-3.15	-3.15	-3.15	-3.16	-3.16	-3.16	-3.17
Baton Rouge, LA	Ozone	Moderate	50	0.00	0.02	-0.82	-0.82	-0.82	-0.82	-0.82	-0.83	-0.83	-0.83	-0.84
Beaumont-Port Arthur, TX	Ozone	Moderate	50	0.00	0.01	-0.51	-0.51	-0.52	-0.52	-0.52	-0.52	-0.52	-0.52	-0.53
Benton County, TN	SO _x	Maintenance	100	0.00	0.00	0.00	0.00	0.00	0.00	0.00	-0.01	-0.01	-0.01	-0.01
Benton Harbor, MI	Ozone	Maintenance	100	0.00	0.01	-0.28	-0.28	-0.28	-0.28	-0.28	-0.28	-0.28	-0.28	-0.29
Benzie County, MI	Ozone	Maintenance	100	0.00	0.00	-0.04	-0.04	-0.04	-0.04	-0.04	-0.04	-0.04	-0.04	-0.04
Berkeley and Jefferson Counties, WV	Ozone	Maintenance	100	0.00	0.00	-0.25	-0.25	-0.25	-0.25	-0.25	-0.25	-0.25	-0.25	-0.25
Billings, MT	CO	Maintenance	100	0.00	0.00	-0.08	-0.08	-0.08	-0.08	-0.08	-0.08	-0.08	-0.08	-0.09
Birmingham, AL	Ozone	Maintenance	100	0.00	0.07	-1.86	-1.86	-1.85	-1.85	-1.85	-1.86	-1.86	-1.86	-1.87
Birmingham, AL	PM _{2.5}	Nonattainment	100	0.00	0.07	-1.86	-1.86	-1.85	-1.85	-1.85	-1.86	-1.86	-1.86	-1.87
Boise-Northern Ada County, ID	CO	Maintenance	100	0.00	0.02	-0.70	-0.70	-0.70	-0.70	-0.70	-0.70	-0.70	-0.70	-0.70
Boise-Northern Ada County, ID	PM ₁₀	Maintenance	100	0.00	0.02	-0.70	-0.70	-0.70	-0.70	-0.70	-0.70	-0.70	-0.70	-0.70
Bonner County (Sandpoint), ID	PM ₁₀	Moderate	100	0.00	0.00	-0.02	-0.02	-0.02	-0.02	-0.02	-0.02	-0.02	-0.02	-0.02
Boston, MA	CO	Maintenance	100	0.00	0.02	-0.68	-0.68	-0.68	-0.68	-0.68	-0.68	-0.68	-0.68	-0.68
Boston-Lawrence-Worcester (eastern MA), MA	Ozone	Moderate	50	0.00	0.16	-4.43	-4.41	-4.41	-4.41	-4.41	-4.42	-4.42	-4.42	-4.43
Boston-Manchester-Portsmouth (southeast NH), NH	Ozone	Moderate	50	0.00	0.02	-0.70	-0.70	-0.70	-0.70	-0.70	-0.70	-0.70	-0.70	-0.70
Boyd County (part), KY	SO _x	Maintenance	100	0.00	0.00	-0.01	-0.02	-0.02	-0.02	-0.02	-0.02	-0.02	-0.02	-0.02
Buffalo-Niagara Falls, NY	Ozone	Former Subpart 1	50	0.00	0.02	-0.72	-0.72	-0.72	-0.72	-0.72	-0.72	-0.72	-0.72	-0.73
Burlington, NJ	CO	Maintenance	100	0.00	0.00	-0.01	-0.01	-0.01	-0.01	-0.01	-0.01	-0.01	-0.01	-0.01
Butte, MT	PM ₁₀	Moderate	100	0.00	0.00	-0.03	-0.03	-0.03	-0.03	-0.03	-0.03	-0.03	-0.03	-0.03
Canon City, CO	PM ₁₀	Maintenance	100	0.00	0.00	-0.02	-0.02	-0.02	-0.02	-0.02	-0.02	-0.02	-0.02	-0.02
Canton-Massillon, OH	Ozone	Maintenance	100	0.00	0.02	-0.67	-0.67	-0.67	-0.67	-0.67	-0.67	-0.67	-0.68	-0.68
Canton-Massillon, OH	PM _{2.5}	Nonattainment	100	0.00	0.02	-0.67	-0.67	-0.67	-0.67	-0.67	-0.67	-0.67	-0.68	-0.68
Case County, MI	Ozone	Maintenance	100	0.00	0.00	-0.07	-0.08	-0.08	-0.08	-0.08	-0.08	-0.08	-0.08	-0.08

Table D1-8 Emission Changes μ / by Nonattainment Area with Alternative Standards for HD Vehicles Benzene 2030														
Nonattainment Area	Pollutant	Status c/	General Conformity Threshold d/	Emissions Changes for Proposed Alternatives (tons/year)										
				Alt. 1	Alt. 2	Alt. 3	Alt. 4	Alt. 6A	Alt. 5	Alt. 6 b/	Alt. 7	Alt. 6B	Alt. 8	
				No Action	Engine Only	Class 8 Tractors	Engines & Classes 7-8 Tractors	15% below Preferred Alternative Stringency	Engines, Classes 7-8 Tractors, & Classes 2b-3	Engines, Tractors, & Classes 2b-8	Engines, Tractors, & Trucks, & Trailers	20% above Preferred Alternative Stringency	Accelerated Hybrid Adoption	
Center Township (Morgan County), OH	SO _x	Maintenance	100	0.00	0.00	0.00	0.00	0.00	0.00	0.00	0.00	0.00	0.00	0.00
Central Steptoe Valley (White Pine County), NV	SO _x	Maintenance	100	0.00	0.00	0.00	0.00	0.00	0.00	0.00	0.00	0.00	0.00	0.00
Charleston, WV	Ozone	Maintenance	100	0.00	0.02	-0.77	-0.77	-0.76	-0.76	-0.77	-0.77	-0.77	-0.77	-0.77
Charleston, WV	PM _{2.5}	Nonattainment	100	0.00	0.02	-0.77	-0.77	-0.76	-0.76	-0.77	-0.77	-0.77	-0.77	-0.77
Charlotte, NC	CO	Maintenance	100	0.00	0.03	-0.85	-0.85	-0.85	-0.85	-0.86	-0.86	-0.86	-0.86	-0.86
Charlotte-Gastonia-Rock Hill, NC-SC	Ozone	Moderate	50	0.00	0.06	-1.95	-1.94	-1.94	-1.94	-1.95	-1.95	-1.95	-1.95	-1.96
Chattanooga, TN-GA-AL	PM _{2.5}	Nonattainment	100	0.00	0.01	-0.67	-0.68	-0.68	-0.68	-0.68	-0.68	-0.68	-0.68	-0.69
Chattanooga, TN-GA	Ozone	Former Subpart 1	50	0.00	0.01	-0.63	-0.63	-0.63	-0.63	-0.64	-0.64	-0.64	-0.64	-0.65
Chicago-Gary-Lake County, IL-IN	Ozone	Moderate	50	0.00	0.75	-20.06	-19.95	-19.92	-19.92	-19.98	-19.98	-19.98	-19.99	-19.99
Chicago-Gary-Lake County, IL-IN	PM _{2.5}	Nonattainment	100	0.00	0.75	-20.06	-19.95	-19.92	-19.92	-19.98	-19.98	-19.98	-19.99	-19.99
Chico, CA	CO	Maintenance	100	0.00	0.01	-0.26	-0.26	-0.26	-0.26	-0.26	-0.26	-0.26	-0.26	-0.26
Chico, CA	Ozone	Former Subpart 1	50	0.00	0.01	-0.27	-0.27	-0.26	-0.26	-0.27	-0.27	-0.27	-0.27	-0.27
Cincinnati-Hamilton, OH-KY-IN	Ozone	Former Subpart 1	50	0.00	0.17	-4.76	-4.74	-4.73	-4.73	-4.74	-4.74	-4.74	-4.75	-4.76
Cincinnati-Hamilton, OH-KY-IN	PM _{2.5}	Nonattainment	100	0.00	0.17	-4.76	-4.73	-4.73	-4.73	-4.74	-4.74	-4.74	-4.75	-4.75
Clairton & 4 Boroughs, PA	PM ₁₀	Maintenance	100	0.00	0.00	-0.01	-0.01	-0.02	-0.02	-0.02	-0.02	-0.02	-0.02	-0.02
Clark County, NV	PM ₁₀	Serious	70	0.00	0.01	-0.23	-0.23	-0.23	-0.23	-0.23	-0.23	-0.23	-0.23	-0.23
Clarksville-Hopkinsville, TN-KY	Ozone	Maintenance	100	0.00	0.01	-0.40	-0.40	-0.40	-0.40	-0.40	-0.40	-0.40	-0.40	-0.41
Clearfield and Indiana Counties, PA	Ozone	Maintenance	100	0.00	0.01	-0.35	-0.35	-0.35	-0.35	-0.35	-0.35	-0.35	-0.35	-0.35
Cleveland, OH	CO	Maintenance	100	0.00	0.03	-1.00	-1.00	-1.00	-1.00	-1.00	-1.00	-1.00	-1.00	-1.01
Cleveland-Akron-Lorain, OH	Ozone	Maintenance	100	0.00	0.23	-6.29	-6.26	-6.26	-6.26	-6.28	-6.28	-6.28	-6.28	-6.29
Cleveland-Akron-Lorain, OH	PM _{2.5}	Nonattainment	100	0.00	0.23	-6.29	-6.26	-6.25	-6.26	-6.27	-6.28	-6.28	-6.28	-6.29
Coachella Valley, CA	PM ₁₀	Serious	70	0.00	0.01	-0.41	-0.41	-0.41	-0.41	-0.41	-0.41	-0.41	-0.41	-0.42
Colbert County, AL	SO _x	Maintenance	100	0.00	0.00	-0.07	-0.07	-0.07	-0.07	-0.07	-0.07	-0.07	-0.07	-0.07
Colorado Springs, CO	CO	Maintenance	100	0.00	0.01	-0.47	-0.47	-0.47	-0.47	-0.48	-0.48	-0.48	-0.48	-0.48
Columbia Falls, MT	PM ₁₀	Moderate	100	0.00	0.00	-0.01	-0.01	-0.01	-0.01	-0.01	-0.01	-0.01	-0.01	-0.01
Columbia, SC	Ozone	Former Subpart 1	50	0.00	0.02	-0.87	-0.87	-0.87	-0.87	-0.87	-0.87	-0.87	-0.88	-0.88
Columbus, OH	Ozone	Maintenance	100	0.00	0.15	-4.35	-4.34	-4.33	-4.33	-4.34	-4.34	-4.34	-4.35	-4.36
Columbus, OH	PM _{2.5}	Nonattainment	100	0.00	0.16	-4.35	-4.33	-4.32	-4.32	-4.34	-4.34	-4.34	-4.34	-4.35
Conewango Township (Warren County), PA	SO _x	Maintenance	100	0.00	0.00	0.00	0.00	0.00	0.00	0.00	0.00	0.00	0.00	0.00
Coso Junction, CA	PM ₁₀	Moderate	100	0.00	-0.01	-0.01	-0.01	-0.01	-0.01	-0.02	-0.02	-0.02	-0.02	-0.03
Cuyahoga County, OH	PM ₁₀	Maintenance	100	0.00	0.06	-1.82	-1.81	-1.81	-1.81	-1.82	-1.82	-1.82	-1.82	-1.82
Cuyahoga County, OH	SO _x	Maintenance	100	0.00	0.06	-1.82	-1.81	-1.81	-1.81	-1.81	-1.81	-1.81	-1.82	-1.82
Dallas-Fort Worth, TX	Ozone	Moderate	50	0.00	0.16	-4.76	-4.75	-4.74	-4.75	-4.76	-4.76	-4.76	-4.77	-4.79
Dayton-Springfield, OH	Ozone	Maintenance	100	0.00	0.07	-1.95	-1.94	-1.94	-1.94	-1.94	-1.95	-1.95	-1.95	-1.95
Dayton-Springfield, OH	PM _{2.5}	Nonattainment	100	0.00	0.07	-1.95	-1.94	-1.94	-1.94	-1.94	-1.94	-1.94	-1.95	-1.95
Denver Metro, CO	PM ₁₀	Maintenance	100	0.00	0.07	-2.25	-2.25	-2.24	-2.25	-2.25	-2.25	-2.25	-2.26	-2.27
Denver-Boulder, CO	CO	Maintenance	100	0.00	0.07	-2.14	-2.14	-2.13	-2.13	-2.14	-2.14	-2.14	-2.14	-2.15
Denver-Boulder-Greeley-Fort Collins-Loveland, CO	Ozone	Former Subpart 1	50	0.00	0.10	-2.85	-2.84	-2.83	-2.84	-2.85	-2.85	-2.85	-2.85	-2.86
Detroit, MI	CO	Maintenance	100	0.00	0.08	-2.51	-2.51	-2.50	-2.51	-2.51	-2.51	-2.51	-2.52	-2.53
Detroit-Ann Arbor, MI	Ozone	Maintenance	100	0.00	0.55	-15.06	-14.98	-14.96	-14.96	-15.01	-15.01	-15.01	-15.02	-15.03
Detroit-Ann Arbor, MI	PM _{2.5}	Nonattainment	100	0.00	0.55	-15.06	-14.98	-14.96	-14.96	-15.01	-15.01	-15.01	-15.02	-15.03
Door County, WI	Ozone	Former Subpart 1	50	0.00	0.00	-0.05	-0.05	-0.05	-0.05	-0.05	-0.05	-0.05	-0.05	-0.05
Douglas (Cochise County), AZ	PM ₁₀	Moderate	100	0.00	0.00	-0.08	-0.08	-0.08	-0.08	-0.08	-0.08	-0.08	-0.08	-0.08

Table D1-8 Emission Changes <u>a</u> / by Nonattainment Area with Alternative Standards for HD Vehicles Benzene 2030														
Nonattainment Area	Pollutant	Status <u>c</u> /	General Conformity Threshold <u>d</u> /	Emissions Changes for Proposed Alternatives (tons/year)										
				Alt. 1	Alt. 2	Alt. 3	Alt. 4	Alt. 6A	Alt. 5	Alt. 6 <u>b</u> /	Alt. 7	Alt. 6B	Alt. 8	
				No Action	Engine Only	Class 8 Tractors	Engines & Classes 7-8 Tractors	15% below Preferred Alternative Stringency	Engines, Classes 7-8 Tractors, & Classes 2b-3	Engines, Tractors, & Classes 2b-8	Engines, Tractors, & Truckers, Trailers	20% above Preferred Alternative Stringency	Accelerated Hybrid Adoption	
Douglas (Cochise County), AZ	SO _x	Maintenance	100	0.00	0.00	-0.08	-0.08	-0.08	-0.08	-0.08	-0.08	-0.08	-0.08	-0.08
Duluth, MN	CO	Maintenance	100	0.00	0.00	-0.10	-0.10	-0.10	-0.10	-0.10	-0.10	-0.10	-0.10	-0.10
Eagle River, AK	PM ₁₀	Moderate	100	0.00	-0.01	-0.01	-0.02	-0.02	-0.02	-0.02	-0.02	-0.02	-0.02	-0.03
East Chicago, IN	CO	Maintenance	100	0.00	0.01	-0.23	-0.23	-0.23	-0.23	-0.23	-0.23	-0.23	-0.23	-0.23
East Chicago, IN	PM ₁₀	Maintenance	100	0.00	0.00	-0.24	-0.24	-0.24	-0.24	-0.24	-0.24	-0.24	-0.25	-0.25
East Helena Area (Lewis and Clark County), MT	SO _x	Nonattainment	100	0.00	0.00	0.00	0.00	0.00	0.00	0.00	0.00	0.00	0.00	0.00
El Paso County, TX	PM ₁₀	Moderate	100	0.00	0.00	-0.26	-0.26	-0.26	-0.27	-0.27	-0.27	-0.27	-0.27	-0.27
El Paso, TX	CO	Maintenance	100	0.00	0.00	-0.02	-0.02	-0.02	-0.02	-0.02	-0.02	-0.02	-0.02	-0.02
Erie, PA	Ozone	Maintenance	100	0.00	0.01	-0.31	-0.31	-0.31	-0.31	-0.31	-0.31	-0.31	-0.31	-0.31
Essex County (Whiteface Mountain), NY	Ozone	Former Subpart 1	50	0.00	0.00	0.00	0.00	0.00	0.00	0.00	0.00	0.00	0.00	0.00
Eugene-Springfield, OR	CO	Maintenance	100	0.00	0.01	-0.43	-0.43	-0.43	-0.43	-0.43	-0.43	-0.43	-0.43	-0.44
Eugene-Springfield, OR	PM ₁₀	Moderate	100	0.00	0.01	-0.43	-0.43	-0.43	-0.43	-0.43	-0.43	-0.43	-0.43	-0.44
Evansville, IN	Ozone	Maintenance	100	0.00	0.03	-0.84	-0.84	-0.84	-0.84	-0.84	-0.84	-0.84	-0.84	-0.85
Evansville, IN	PM _{2.5}	Nonattainment	100	0.00	0.03	-0.84	-0.84	-0.84	-0.84	-0.84	-0.85	-0.85	-0.85	-0.85
Fairbanks, AK	CO	Maintenance	100	0.00	0.00	-0.02	-0.02	-0.02	-0.02	-0.02	-0.02	-0.02	-0.02	-0.02
Fayetteville, NC	Ozone	Former Subpart 1	50	0.00	0.01	-0.31	-0.31	-0.31	-0.31	-0.31	-0.31	-0.31	-0.31	-0.31
Flathead County; Whitefish and vicinity, MT	PM ₁₀	Moderate	100	0.00	0.00	-0.01	-0.01	-0.01	-0.01	-0.01	-0.01	-0.01	-0.01	-0.01
Flint, MI	Ozone	Maintenance	100	0.00	0.02	-0.83	-0.83	-0.83	-0.83	-0.83	-0.83	-0.83	-0.84	-0.84
Follansbee, WV	PM ₁₀	Maintenance	100	0.00	0.00	0.00	0.00	0.00	0.00	0.00	0.00	0.00	0.00	0.00
Fort Collins, CO	CO	Maintenance	100	0.00	0.00	-0.16	-0.16	-0.16	-0.16	-0.16	-0.16	-0.16	-0.16	-0.16
Fort Hall Reservation, ID	PM ₁₀	Moderate	100	0.00	0.00	0.00	0.00	0.00	0.00	0.00	0.00	0.00	0.00	0.00
Fort Wayne, IN	Ozone	Maintenance	100	0.00	0.01	-0.50	-0.50	-0.50	-0.50	-0.50	-0.50	-0.50	-0.50	-0.51
Franklin County, PA	Ozone	Maintenance	100	0.00	0.00	-0.24	-0.24	-0.24	-0.24	-0.24	-0.24	-0.24	-0.25	-0.25
Franklin Township (Coshocton County), OH	SO _x	Maintenance	100	0.00	0.00	0.00	0.00	0.00	0.00	0.00	0.00	0.00	0.00	0.00
Frederick County, VA	Ozone	Former Subpart 1	50	0.00	0.00	-0.16	-0.16	-0.16	-0.16	-0.16	-0.16	-0.17	-0.17	-0.17
Fredericksburg, VA	Ozone	Maintenance	100	0.00	0.01	-0.31	-0.31	-0.31	-0.31	-0.31	-0.31	-0.31	-0.31	-0.32
Freehold, NJ	CO	Maintenance	100	0.00	0.00	-0.01	-0.01	-0.01	-0.01	-0.01	-0.01	-0.01	-0.01	-0.01
Fresno, CA	CO	Maintenance	100	0.00	0.02	-0.51	-0.51	-0.51	-0.51	-0.51	-0.51	-0.51	-0.51	-0.52
Grand Rapids, MI	Ozone	Maintenance	100	0.00	0.04	-1.32	-1.31	-1.31	-1.31	-1.31	-1.32	-1.32	-1.32	-1.32
Granite City, Nameoki Townships, IL	PM ₁₀	Maintenance	100	0.00	0.00	-0.06	-0.06	-0.06	-0.06	-0.06	-0.06	-0.06	-0.06	-0.06
Grant County, NM	SO _x	Maintenance	100	0.00	0.00	0.00	0.00	0.00	0.00	0.00	0.00	0.00	0.00	-0.01
Grants Pass, OR	CO	Maintenance	100	0.00	0.00	-0.04	-0.04	-0.04	-0.04	-0.04	-0.04	-0.04	-0.04	-0.04
Grants Pass, OR	PM ₁₀	Maintenance	100	0.00	0.00	-0.04	-0.04	-0.04	-0.04	-0.04	-0.04	-0.04	-0.04	-0.04
Great Falls, MT	CO	Maintenance	100	0.00	0.00	-0.02	-0.02	-0.02	-0.02	-0.02	-0.02	-0.02	-0.02	-0.02
Greater Connecticut, CT	Ozone	Moderate	50	0.00	0.02	-0.89	-0.89	-0.89	-0.89	-0.89	-0.89	-0.90	-0.90	-0.91
Greeley, CO	CO	Maintenance	100	0.00	0.00	-0.13	-0.13	-0.13	-0.13	-0.13	-0.13	-0.13	-0.13	-0.14
Green Bay, WI	SO _x	Maintenance	100	0.00	0.00	-0.14	-0.14	-0.14	-0.14	-0.14	-0.14	-0.14	-0.14	-0.14
Greene County, IN	Ozone	Maintenance	100	0.00	0.00	-0.07	-0.07	-0.07	-0.07	-0.07	-0.07	-0.07	-0.07	-0.08
Greene County, PA	Ozone	Maintenance	100	0.00	0.00	-0.05	-0.05	-0.05	-0.05	-0.05	-0.05	-0.05	-0.05	-0.05
Greensboro-Winston Salem-High Point, NC	Ozone	Marginal	50	0.00	0.09	-2.67	-2.66	-2.66	-2.66	-2.66	-2.67	-2.67	-2.67	-2.68
Greensboro-Winston salem-High Point, NC	PM _{2.5}	Nonattainment	100	0.00	0.10	-2.67	-2.65	-2.65	-2.65	-2.66	-2.66	-2.66	-2.66	-2.66
Greenville-Spartanburg-Anderson, SC	Ozone	Former Subpart 1	50	0.00	0.03	-1.18	-1.18	-1.18	-1.18	-1.19	-1.19	-1.19	-1.19	-1.20
Groveland Township (Tazewell County), IL	SO _x	Maintenance	100	0.00	0.00	-0.03	-0.03	-0.03	-0.03	-0.03	-0.03	-0.03	-0.03	-0.03

Table D1-8 Emission Changes <u>a/</u> by Nonattainment Area with Alternative Standards for HD Vehicles Benzene 2030														
Nonattainment Area	Pollutant	Status <u>c/</u>	General Conformity Threshold <u>d/</u>	Emissions Changes for Proposed Alternatives (tons/year)										
				Alt. 1	Alt. 2	Alt. 3	Alt. 4	Alt. 6A	Alt. 5	Alt. 6 <u>b/</u>	Alt. 7	Alt. 6B	Alt. 8	
				No Action	Engine Only	Class 8 Tractors	Engines & Classes 7-8 Tractors	15% below Preferred Alternative Stringency	Engines, Classes 7-8 Tractors, & Classes 2b-3	Engines, Tractors, & Classes 2b-8	Engines, Tractors, & Truckers, Trailers	20% above Preferred Alternative Stringency	Accelerated Hybrid Adoption	
Hancock-Knox-Lincoln-Waldo Counties, ME	Ozone	Maintenance	100	0.00	0.00	-0.13	-0.13	-0.13	-0.13	-0.13	-0.14	-0.14	-0.14	-0.14
Harrisburg-Lebanon-Carlisle, PA	Ozone	Maintenance	100	0.00	0.09	-2.52	-2.51	-2.50	-2.51	-2.51	-2.51	-2.51	-2.52	-2.52
Harrisburg-Lebanon-Carlisle, PA	PM _{2.5}	Nonattainment	100	0.00	0.09	-2.52	-2.51	-2.50	-2.51	-2.51	-2.51	-2.51	-2.52	-2.52
Hartford-New Britain-Middletown, CT	CO	Maintenance	100	0.00	0.02	-0.61	-0.61	-0.61	-0.61	-0.61	-0.61	-0.61	-0.61	-0.62
Hayden (Pinal County), AZ	SO _x	Nonattainment	100	0.00	0.00	-0.01	-0.01	-0.01	-0.01	-0.01	-0.01	-0.01	-0.01	-0.01
Hayden/Miami, AZ	PM ₁₀	Moderate	100	0.00	0.00	-0.04	-0.04	-0.04	-0.04	-0.04	-0.04	-0.04	-0.04	-0.04
Haywood and Swain Counties (Great Smoky Mountain NP), NC	Ozone	Maintenance	100	0.00	0.00	-0.01	-0.01	-0.01	-0.01	-0.01	-0.01	-0.01	-0.01	-0.02
Hazelwood, PA	SO _x	Maintenance	100	0.00	0.00	-0.03	-0.03	-0.03	-0.03	-0.03	-0.03	-0.03	-0.04	-0.04
Hickory, NC	PM _{2.5}	Nonattainment	100	0.00	0.00	-0.18	-0.18	-0.18	-0.18	-0.18	-0.18	-0.18	-0.18	-0.18
Hickory-Morgantown-Lenoir, NC	Ozone	Former Subpart 1	50	0.00	0.01	-0.32	-0.32	-0.32	-0.32	-0.32	-0.32	-0.32	-0.32	-0.33
Hollis Township, IL	SO _x	Maintenance	100	0.00	0.00	0.00	0.00	0.00	0.00	0.00	0.00	0.00	0.00	0.00
Houston-Galveston-Brazoria, TX	Ozone	Severe	25	0.00	0.13	-4.57	-4.57	-4.56	-4.57	-4.57	-4.59	-4.59	-4.60	-4.63
Humphreys County, TN	SO _x	Maintenance	100	0.00	0.00	-0.01	-0.01	-0.01	-0.01	-0.01	-0.01	-0.01	-0.01	-0.01
Huntington-Ashland, WV-KY-OH	PM _{2.5}	Nonattainment	100	0.00	0.01	-0.38	-0.38	-0.38	-0.38	-0.38	-0.38	-0.38	-0.39	-0.39
Huntington-Ashland, WV-KY	Ozone	Maintenance	100	0.00	0.00	-0.20	-0.20	-0.20	-0.20	-0.20	-0.20	-0.20	-0.20	-0.20
Huron County, MI	Ozone	Maintenance	100	0.00	0.00	-0.05	-0.05	-0.05	-0.05	-0.05	-0.05	-0.05	-0.05	-0.05
Imperial County, CA	Ozone	Moderate	50	0.00	0.00	-0.24	-0.25	-0.25	-0.25	-0.25	-0.25	-0.25	-0.25	-0.26
Imperial Valley, CA	PM ₁₀	Serious	70	0.00	0.00	-0.24	-0.24	-0.24	-0.24	-0.24	-0.24	-0.24	-0.24	-0.25
Indian Wells, CA	PM ₁₀	Maintenance	100	0.00	-0.01	-0.04	-0.04	-0.04	-0.04	-0.04	-0.04	-0.04	-0.04	-0.05
Indianapolis, IN	CO	Maintenance	100	0.00	0.17	-4.66	-4.64	-4.63	-4.63	-4.64	-4.64	-4.64	-4.65	-4.65
Indianapolis, IN	Ozone	Maintenance	100	0.00	0.16	-4.67	-4.65	-4.65	-4.65	-4.65	-4.66	-4.67	-4.67	-4.68
Indianapolis, IN	PM _{2.5}	Nonattainment	100	0.00	0.17	-4.67	-4.65	-4.64	-4.64	-4.66	-4.66	-4.66	-4.66	-4.67
Jackson County, IN	Ozone	Maintenance	100	0.00	0.00	-0.14	-0.14	-0.14	-0.14	-0.14	-0.14	-0.14	-0.15	-0.15
Jamestown, NY	Ozone	Former Subpart 1	50	0.00	0.00	-0.20	-0.20	-0.20	-0.20	-0.20	-0.20	-0.20	-0.20	-0.21
Jefferson County, NY	Ozone	Moderate	50	0.00	0.00	-0.13	-0.13	-0.13	-0.13	-0.13	-0.13	-0.13	-0.13	-0.13
Jefferson County, OH	PM ₁₀	Maintenance	100	0.00	0.00	-0.01	-0.01	-0.01	-0.01	-0.01	-0.01	-0.01	-0.01	-0.01
Johnson City-Kingsport-Bristol, TN	Ozone	Former Subpart 1	50	0.00	0.00	-0.27	-0.27	-0.27	-0.27	-0.27	-0.28	-0.28	-0.28	-0.28
Johnstown, PA	Ozone	Maintenance	100	0.00	0.00	-0.18	-0.18	-0.18	-0.18	-0.18	-0.18	-0.18	-0.18	-0.19
Johnstown, PA	PM _{2.5}	Nonattainment	100	0.00	0.00	-0.18	-0.18	-0.18	-0.18	-0.18	-0.18	-0.18	-0.18	-0.19
Juneau, AK	PM ₁₀	Moderate	100	0.00	0.00	-0.01	-0.01	-0.01	-0.01	-0.01	-0.01	-0.01	-0.01	-0.01
Kalamazoo-Battle Creek, MI	Ozone	Maintenance	100	0.00	0.02	-0.80	-0.80	-0.80	-0.80	-0.80	-0.80	-0.80	-0.81	-0.81
Kalispell, MT	PM ₁₀	Moderate	100	0.00	0.00	-0.03	-0.04	-0.04	-0.04	-0.04	-0.04	-0.04	-0.04	-0.04
Kent and Queen Annes Counties, MD	Ozone	Maintenance	100	0.00	0.00	-0.09	-0.09	-0.09	-0.09	-0.09	-0.09	-0.09	-0.09	-0.10
Kent, WA	PM ₁₀	Maintenance	100	0.00	-0.01	-0.04	-0.05	-0.05	-0.05	-0.05	-0.05	-0.05	-0.05	-0.06
Kern County (Eastern Kern), CA	Ozone	Former Subpart 1	50	0.00	-0.02	-0.10	-0.11	-0.11	-0.11	-0.12	-0.12	-0.12	-0.13	-0.15
Kewaunee County, WI	Ozone	Maintenance	100	0.00	0.00	-0.04	-0.04	-0.04	-0.04	-0.04	-0.04	-0.04	-0.04	-0.04
King County, WA	PM ₁₀	Maintenance	100	0.00	-0.01	-0.02	-0.03	-0.03	-0.03	-0.03	-0.03	-0.04	-0.04	-0.05
Klamath Falls, OR	CO	Maintenance	100	0.00	0.00	-0.10	-0.10	-0.10	-0.10	-0.10	-0.10	-0.10	-0.10	-0.10
Klamath Falls, OR	PM ₁₀	Maintenance	100	0.00	0.00	-0.10	-0.10	-0.10	-0.10	-0.10	-0.10	-0.10	-0.10	-0.10
Knoxville, TN	Ozone	Former Subpart 1	50	0.00	0.11	-3.14	-3.13	-3.12	-3.13	-3.13	-3.14	-3.14	-3.14	-3.15
Knoxville, TN	PM _{2.5}	Nonattainment	100	0.00	0.11	-3.14	-3.13	-3.12	-3.12	-3.13	-3.13	-3.13	-3.14	-3.15
La Porte County, IN	SO _x	Maintenance	100	0.00	0.00	-0.07	-0.07	-0.07	-0.07	-0.07	-0.07	-0.08	-0.08	-0.08
LaGrande, OR	PM ₁₀	Maintenance	100	0.00	0.00	-0.01	-0.02	-0.02	-0.02	-0.02	-0.02	-0.02	-0.02	-0.02

Table D1-8 Emission Changes <u>a/</u> by Nonattainment Area with Alternative Standards for HD Vehicles Benzene 2030														
Nonattainment Area	Pollutant	Status <u>c/</u>	General Conformity Threshold <u>d/</u>	Emissions Changes for Proposed Alternatives (tons/year)										
				Alt. 1	Alt. 2	Alt. 3	Alt. 4	Alt. 6A	Alt. 5	Alt. 6 <u>b/</u>	Alt. 7	Alt. 6B	Alt. 8	
				No Action	Engine Only	Class 8 Tractors	Engines & Classes 7-8 Tractors	15% below Preferred Alternative Stringency	Engines, Classes 7-8 Tractors, & Classes 2b-3	Engines, Tractors, & Classes 2b-8	Engines, Tractors, & Truck, & Trailers	20% above Preferred Alternative Stringency	Accelerated Hybrid Adoption	
Lake County, IN	SO _x	Maintenance	100	0.00	0.01	-0.35	-0.35	-0.35	-0.35	-0.35	-0.35	-0.35	-0.35	-0.36
Lake County, OH	SO _x	Maintenance	100	0.00	0.00	-0.05	-0.05	-0.05	-0.05	-0.05	-0.05	-0.05	-0.05	-0.05
Lake County, OR	PM ₁₀	Maintenance	100	0.00	0.00	-0.01	-0.01	-0.01	-0.01	-0.01	-0.01	-0.01	-0.01	-0.01
Lake Tahoe North Shore, CA	CO	Maintenance	100	0.00	0.00	-0.02	-0.02	-0.02	-0.02	-0.02	-0.02	-0.02	-0.02	-0.02
Lake Tahoe South Shore, CA	CO	Maintenance	100	0.00	0.00	-0.04	-0.04	-0.04	-0.04	-0.04	-0.04	-0.04	-0.04	-0.04
Lake Tahoe, NV	CO	Maintenance	100	0.00	0.00	-0.01	-0.01	-0.01	-0.01	-0.01	-0.01	-0.01	-0.01	-0.01
Lamar, CO	PM ₁₀	Maintenance	100	0.00	0.00	-0.01	-0.01	-0.01	-0.01	-0.01	-0.01	-0.01	-0.01	-0.01
Lame Deer, MT	PM ₁₀	Moderate	100	0.00	0.00	0.00	0.00	0.00	0.00	0.00	0.00	0.00	0.00	0.00
Lancaster, PA	Ozone	Maintenance	100	0.00	0.03	-1.01	-1.01	-1.01	-1.01	-1.01	-1.01	-1.01	-1.01	-1.02
Lancaster, PA	PM _{2.5}	Nonattainment	100	0.00	0.03	-1.01	-1.01	-1.01	-1.01	-1.01	-1.01	-1.01	-1.01	-1.02
Lane County, OR	PM ₁₀	Moderate	100	0.00	0.00	-0.01	-0.01	-0.01	-0.01	-0.01	-0.01	-0.01	-0.01	-0.01
Lansing-East Lansing, MI	Ozone	Maintenance	100	0.00	0.02	-0.76	-0.76	-0.76	-0.76	-0.76	-0.76	-0.76	-0.76	-0.77
LaPorte, IN	Ozone	Maintenance	100	0.00	0.00	-0.20	-0.20	-0.20	-0.20	-0.20	-0.20	-0.20	-0.20	-0.21
Las Vegas, NV	CO	Serious	100	0.00	0.01	-0.45	-0.45	-0.45	-0.45	-0.45	-0.45	-0.45	-0.45	-0.45
Las Vegas, NV	Ozone	Former Subpart 1	50	0.00	0.01	-0.45	-0.45	-0.45	-0.45	-0.46	-0.46	-0.46	-0.46	-0.46
Lauderdale County, AL	SO _x	Maintenance	100	0.00	0.00	-0.10	-0.10	-0.10	-0.10	-0.10	-0.10	-0.10	-0.10	-0.10
Laurel Area (Yellowstone County), MT	SO _x	Nonattainment	100	0.00	0.00	0.00	0.00	0.00	0.00	0.00	0.00	0.00	0.00	-0.01
Libby, MT	PM ₁₀	Moderate	100	0.00	0.00	-0.01	-0.01	-0.01	-0.01	-0.01	-0.01	-0.01	-0.01	-0.01
Libby, MT	PM _{2.5}	Nonattainment	100	0.00	0.00	-0.01	-0.01	-0.01	-0.01	-0.01	-0.01	-0.01	-0.01	-0.01
Liberty-Clairton, PA	PM _{2.5}	Nonattainment	100	0.00	0.00	-0.01	-0.01	-0.02	-0.02	-0.02	-0.02	-0.02	-0.02	-0.02
Lima, OH	Ozone	Maintenance	100	0.00	0.00	-0.16	-0.16	-0.16	-0.16	-0.16	-0.16	-0.16	-0.16	-0.17
Longmont, CO	CO	Maintenance	100	0.00	0.00	-0.08	-0.08	-0.08	-0.08	-0.08	-0.09	-0.09	-0.09	-0.09
Lorain County, OH	SO _x	Maintenance	100	0.00	0.00	-0.05	-0.05	-0.05	-0.05	-0.05	-0.05	-0.05	-0.05	-0.06
Los Angeles South Coast Air Basin, CA	CO	Maintenance	100	0.00	1.60	-42.84	-42.61	-42.54	-42.55	-42.68	-42.67	-42.69	-42.71	-42.71
Los Angeles South Coast Air Basin, CA	NO _x	Maintenance	100	0.00	1.60	-42.84	-42.61	-42.54	-42.55	-42.68	-42.67	-42.69	-42.71	-42.71
Los Angeles South Coast Air Basin, CA	Ozone	Extreme	10	0.00	1.60	-42.84	-42.61	-42.54	-42.55	-42.68	-42.67	-42.69	-42.71	-42.71
Los Angeles South Coast Air Basin, CA	PM ₁₀	Serious	70	0.00	1.60	-42.84	-42.61	-42.54	-42.55	-42.68	-42.67	-42.69	-42.71	-42.71
Los Angeles South Coast Air Basin, CA	PM _{2.5}	Nonattainment	100	0.00	1.60	-42.84	-42.61	-42.54	-42.55	-42.68	-42.67	-42.69	-42.71	-42.71
Los Angeles-San Bernardino Counties (western Mohave), CA	Ozone	Moderate	50	0.00	-0.01	-0.44	-0.45	-0.45	-0.45	-0.46	-0.46	-0.46	-0.46	-0.48
Louisville, KY-IN	Ozone	Maintenance	100	0.00	0.12	-3.30	-3.28	-3.28	-3.28	-3.29	-3.29	-3.29	-3.29	-3.29
Louisville, KY-IN	PM _{2.5}	Nonattainment	100	0.00	0.12	-3.30	-3.28	-3.28	-3.28	-3.29	-3.29	-3.29	-3.29	-3.29
Lowell, MA	CO	Maintenance	100	0.00	0.00	-0.10	-0.10	-0.10	-0.10	-0.10	-0.10	-0.10	-0.10	-0.10
Lucas County, OH	SO _x	Maintenance	100	0.00	0.01	-0.33	-0.33	-0.33	-0.33	-0.33	-0.33	-0.33	-0.33	-0.33
Lyons Township, IL	PM ₁₀	Maintenance	100	0.00	0.00	-0.09	-0.10	-0.10	-0.10	-0.10	-0.10	-0.10	-0.10	-0.11
Macon, GA	Ozone	Maintenance	100	0.00	0.01	-0.31	-0.31	-0.31	-0.31	-0.31	-0.31	-0.31	-0.31	-0.32
Macon, GA	PM _{2.5}	Nonattainment	100	0.00	0.01	-0.31	-0.31	-0.31	-0.31	-0.31	-0.31	-0.31	-0.31	-0.32
Madison and Page Counties (Shenandoah NP), VA	Ozone	Maintenance	100	0.00	0.00	0.00	0.00	0.00	0.00	0.00	0.00	0.00	0.00	-0.01
Madison, WI	SO _x	Maintenance	100	0.00	0.01	-0.33	-0.33	-0.33	-0.33	-0.33	-0.33	-0.33	-0.33	-0.33
Mammoth Lake, CA	PM ₁₀	Moderate	100	0.00	0.00	-0.01	-0.01	-0.01	-0.01	-0.01	-0.01	-0.01	-0.01	-0.01
Manchester, NH	CO	Maintenance	100	0.00	0.00	-0.07	-0.07	-0.07	-0.07	-0.07	-0.07	-0.07	-0.07	-0.07
Manitowoc County, WI	Ozone	Former Subpart 1	50	0.00	0.01	-0.19	-0.19	-0.19	-0.19	-0.19	-0.19	-0.19	-0.19	-0.20
Marion County, IN	SO _x	Maintenance	100	0.00	0.01	-0.33	-0.33	-0.33	-0.33	-0.33	-0.33	-0.33	-0.33	-0.34
Mariposa and Tuolumne Counties (Southern Mountain), CA	Ozone	Former Subpart 1	50	0.00	0.00	-0.08	-0.08	-0.08	-0.08	-0.08	-0.08	-0.08	-0.08	-0.08

Table D1-8 Emission Changes μ / by Nonattainment Area with Alternative Standards for HD Vehicles Benzene 2030														
Nonattainment Area	Pollutant	Status c /	General Conformity Threshold d /	Emissions Changes for Proposed Alternatives (tons/year)										
				Alt. 1	Alt. 2	Alt. 3	Alt. 4	Alt. 6A	Alt. 5	Alt. 6 b /	Alt. 7	Alt. 6B	Alt. 8	
				No Action	Engine Only	Class 8 Tractors	Engines & Classes 7-8 Tractors	15% below Preferred Alternative Stringency	Engines, Classes 7-8 Tractors, & Classes 2b-3	Engines, Tractors, & Classes 2b-8	Engines, Tractors, & Truck, & Trailers	20% above Preferred Alternative Stringency	Accelerated Hybrid Adoption	
Martinsburg, WV-Hagerstown, MD	PM _{2.5}	Nonattainment	100	0.00	0.01	-0.37	-0.37	-0.37	-0.37	-0.37	-0.37	-0.37	-0.37	-0.38
Mason County, MI	Ozone	Maintenance	100	0.00	0.00	-0.04	-0.04	-0.04	-0.04	-0.04	-0.04	-0.04	-0.04	-0.05
Medford, OR	CO	Maintenance	100	0.00	0.00	-0.08	-0.08	-0.08	-0.08	-0.08	-0.08	-0.08	-0.08	-0.08
Medford-Ashland, OR	PM ₁₀	Maintenance	100	0.00	0.01	-0.19	-0.19	-0.19	-0.19	-0.19	-0.19	-0.19	-0.19	-0.19
Memphis, TN-AR	Ozone	Maintenance	100	0.00	0.04	-1.20	-1.19	-1.19	-1.19	-1.19	-1.20	-1.20	-1.20	-1.21
Memphis, TN	CO	Maintenance	100	0.00	0.03	-1.09	-1.09	-1.09	-1.09	-1.09	-1.10	-1.10	-1.10	-1.10
Miami (Gila County), AZ	SO _x	Maintenance	100	0.00	0.00	-0.03	-0.03	-0.03	-0.03	-0.03	-0.03	-0.03	-0.03	-0.03
Millinocket AQCR 109, ME	SO _x	Maintenance	100	0.00	0.00	-0.01	-0.01	-0.01	-0.01	-0.01	-0.01	-0.01	-0.01	-0.01
Milwaukee, WI	SO _x	Maintenance	100	0.00	0.02	-0.51	-0.51	-0.51	-0.51	-0.51	-0.51	-0.52	-0.52	-0.52
Milwaukee-Racine, WI	Ozone	Moderate	50	0.00	0.07	-2.08	-2.07	-2.07	-2.07	-2.07	-2.07	-2.07	-2.08	-2.08
Minneapolis-St Paul, MN	CO	Maintenance	100	0.00	0.24	-6.89	-6.87	-6.86	-6.86	-6.88	-6.88	-6.88	-6.89	-6.90
Minneapolis-St Paul, MN	SO _x	Maintenance	100	0.00	0.24	-6.89	-6.86	-6.85	-6.86	-6.88	-6.88	-6.88	-6.89	-6.90
Missoula, MT	CO	Maintenance	100	0.00	0.00	-0.14	-0.14	-0.14	-0.14	-0.14	-0.14	-0.14	-0.14	-0.14
Missoula, MT	PM ₁₀	Moderate	100	0.00	0.00	-0.14	-0.14	-0.14	-0.14	-0.14	-0.14	-0.14	-0.14	-0.14
Modesto, CA	CO	Maintenance	100	0.00	0.01	-0.29	-0.29	-0.29	-0.29	-0.29	-0.29	-0.29	-0.29	-0.29
Mohave County, AZ	PM ₁₀	Maintenance	100	0.00	0.00	-0.13	-0.14	-0.14	-0.14	-0.14	-0.14	-0.14	-0.14	-0.14
Mono Basin, CA	PM ₁₀	Moderate	100	0.00	0.00	0.00	0.00	0.00	0.00	0.00	0.00	0.00	0.00	0.00
Morenci (Greenlee County), AZ	SO _x	Maintenance	100	0.00	0.00	0.00	0.00	0.00	0.00	0.00	0.00	0.00	0.00	0.00
Morristown, NJ	CO	Maintenance	100	0.00	0.00	-0.02	-0.02	-0.02	-0.02	-0.02	-0.02	-0.02	-0.02	-0.02
Muhlenberg County, KY	SO _x	Maintenance	100	0.00	0.00	-0.04	-0.04	-0.04	-0.04	-0.04	-0.04	-0.04	-0.04	-0.05
Muncie, IN	Ozone	Maintenance	100	0.00	0.00	-0.17	-0.17	-0.17	-0.17	-0.17	-0.17	-0.17	-0.17	-0.18
Murray County (Chattahoochee NF), GA	Ozone	Maintenance	100	0.00	0.00	-0.01	-0.01	-0.01	-0.01	-0.01	-0.01	-0.01	-0.01	-0.01
Muscatine County, IA	SO _x	Maintenance	100	0.00	0.00	-0.03	-0.03	-0.03	-0.03	-0.03	-0.03	-0.03	-0.03	-0.03
Muskegon, MI	Ozone	Maintenance	100	0.00	0.01	-0.21	-0.21	-0.21	-0.21	-0.21	-0.21	-0.21	-0.21	-0.21
Nashua, NH	CO	Maintenance	100	0.00	0.00	-0.06	-0.06	-0.06	-0.06	-0.06	-0.06	-0.06	-0.06	-0.06
Nashville, TN	Ozone	Former Subpart 1	50	0.00	0.09	-2.61	-2.60	-2.60	-2.60	-2.61	-2.61	-2.61	-2.61	-2.62
Nevada County (western part), CA	Ozone	Former Subpart 1	50	0.00	0.00	-0.08	-0.08	-0.08	-0.08	-0.08	-0.08	-0.08	-0.08	-0.08
New Haven County, CT	PM ₁₀	Maintenance	100	0.00	0.00	-0.09	-0.09	-0.09	-0.09	-0.09	-0.09	-0.09	-0.09	-0.09
New Haven-Meriden-Waterbury, CT	CO	Maintenance	100	0.00	0.01	-0.47	-0.47	-0.47	-0.47	-0.47	-0.47	-0.47	-0.47	-0.47
New Manchester-Grant Magisterial District (Hancock County), WV	SO _x	Maintenance	100	0.00	0.00	-0.01	-0.01	-0.01	-0.01	-0.01	-0.01	-0.01	-0.01	-0.01
New York County, NY	PM ₁₀	Moderate	100	0.00	-0.07	-0.25	-0.30	-0.30	-0.31	-0.32	-0.33	-0.34	-0.34	-0.40
New York-N. New Jersey-Long Island, NY-NJ-CT	CO	Maintenance	100	0.00	0.27	-11.30	-11.33	-11.32	-11.34	-11.39	-11.40	-11.43	-11.43	-11.55
New York-N. New Jersey-Long Island, NY-NJ-CT	PM _{2.5}	Nonattainment	100	0.00	0.27	-11.31	-11.34	-11.34	-11.35	-11.40	-11.42	-11.45	-11.45	-11.58
New York-northern New Jersey-Long Island, NY-NJ-CT	Ozone	Moderate	50	0.00	0.13	-7.61	-7.66	-7.67	-7.68	-7.72	-7.73	-7.77	-7.77	-7.89
Nogales, AZ	PM ₁₀	Moderate	100	0.00	0.00	-0.05	-0.05	-0.05	-0.05	-0.05	-0.05	-0.05	-0.05	-0.05
Norfolk-Virginia Beach-Newport News, VA	Ozone	Maintenance	100	0.00	0.02	-0.69	-0.69	-0.69	-0.69	-0.69	-0.69	-0.69	-0.70	-0.70
Ogden, UT	CO	Maintenance	100	0.00	0.00	-0.08	-0.08	-0.08	-0.08	-0.08	-0.08	-0.08	-0.08	-0.08
Ogden, UT	PM ₁₀	Moderate	100	0.00	0.00	-0.08	-0.08	-0.08	-0.08	-0.08	-0.08	-0.08	-0.08	-0.08
Oglesby, IL	PM ₁₀	Maintenance	100	0.00	0.00	0.00	0.00	0.00	0.00	0.00	0.00	0.00	0.00	0.00
Olmsted County, MN	PM ₁₀	Maintenance	100	0.00	0.00	-0.03	-0.03	-0.03	-0.03	-0.03	-0.03	-0.03	-0.03	-0.03
Olympia, Tumwater, Lacey, WA	PM ₁₀	Maintenance	100	0.00	0.00	-0.12	-0.12	-0.12	-0.12	-0.12	-0.12	-0.12	-0.12	-0.12
Owens Valley, CA	PM ₁₀	Serious	70	0.00	0.00	-0.01	-0.01	-0.01	-0.01	-0.01	-0.01	-0.01	-0.01	-0.01
Pagosa Springs, CO	PM ₁₀	Maintenance	100	0.00	0.00	0.00	0.00	0.00	0.00	0.00	0.00	0.00	0.00	0.00

Table D1-8 Emission Changes μ / by Nonattainment Area with Alternative Standards for HD Vehicles Benzene 2030														
Nonattainment Area	Pollutant	Status c /	General Conformity Threshold d /	Emissions Changes for Proposed Alternatives (tons/year)										
				Alt. 1	Alt. 2	Alt. 3	Alt. 4	Alt. 6A	Alt. 5	Alt. 6 b /	Alt. 7	Alt. 6B	Alt. 8	
				No Action	Engine Only	Class 8 Tractors	Engines & Classes 7-8 Tractors	15% below Preferred Alternative Stringency	Engines, Classes 7-8 Tractors, & Classes 2b-3	Engines, Tractors, & Classes 2b-8	Engines, Tractors, & Truckers, Trailers	20% above Preferred Alternative Stringency	Accelerated Hybrid Adoption	
Parkersburg-Marietta, WV-OH	Ozone	Maintenance	100	0.00	0.01	-0.45	-0.45	-0.45	-0.45	-0.45	-0.45	-0.45	-0.45	-0.45
Parkersburg-Marietta, WV-OH	PM _{2.5}	Nonattainment	100	0.00	0.01	-0.45	-0.45	-0.45	-0.45	-0.45	-0.45	-0.45	-0.45	-0.45
Payson, AZ	PM ₁₀	Maintenance	100	0.00	0.00	-0.02	-0.02	-0.02	-0.02	-0.02	-0.02	-0.02	-0.02	-0.02
Penns Grove, NJ	CO	Maintenance	100	0.00	0.00	0.00	0.00	0.00	0.00	0.00	0.00	0.00	0.00	0.00
Peoria, IL	SO _x	Maintenance	100	0.00	0.00	-0.14	-0.14	-0.14	-0.14	-0.14	-0.14	-0.14	-0.14	-0.14
Perth Amboy, NJ	CO	Maintenance	100	0.00	0.00	-0.06	-0.06	-0.06	-0.06	-0.06	-0.06	-0.06	-0.06	-0.06
Philadelphia-Camden County, PA-NJ	CO	Maintenance	100	0.00	0.01	-0.38	-0.38	-0.38	-0.38	-0.38	-0.38	-0.38	-0.38	-0.39
Phildelphia-Wilmington, PA-NY-DE	PM _{2.5}	Nonattainment	100	0.00	0.12	-3.81	-3.80	-3.80	-3.80	-3.80	-3.80	-3.82	-3.82	-3.84
Phildelphia-Wilmington-Atlantic City, PA-NY-MD-DE	Ozone	Moderate	50	0.00	0.17	-5.16	-5.14	-5.14	-5.14	-5.14	-5.16	-5.16	-5.17	-5.18
Phoenix, AZ	CO	Maintenance	100	0.00	0.32	-8.63	-8.58	-8.57	-8.57	-8.60	-8.60	-8.60	-8.60	-8.60
Phoenix, AZ	PM ₁₀	Serious	70	0.00	0.32	-8.63	-8.58	-8.57	-8.57	-8.60	-8.60	-8.60	-8.60	-8.60
Phoenix-Mesa, AZ	Ozone	Former Subpart 1	50	0.00	0.16	-4.41	-4.38	-4.38	-4.38	-4.39	-4.39	-4.39	-4.39	-4.40
Pierce County, WA	PM ₁₀	Maintenance	100	0.00	0.00	-0.01	-0.02	-0.02	-0.02	-0.02	-0.02	-0.02	-0.02	-0.02
Pinehurst, ID	PM ₁₀	Moderate	100	0.00	0.00	0.00	0.00	0.00	0.00	0.00	0.00	0.00	0.00	0.00
Pittsburgh, PA	CO	Maintenance	100	0.00	0.00	-0.02	-0.02	-0.02	-0.02	-0.02	-0.02	-0.02	-0.02	-0.03
Pittsburgh-Beaver Valley, PA	Ozone	Former Subpart 1	50	0.00	0.12	-3.55	-3.54	-3.54	-3.54	-3.55	-3.55	-3.55	-3.55	-3.57
Pittsburgh-Beaver Valley, PA	PM _{2.5}	Nonattainment	100	0.00	0.12	-3.55	-3.54	-3.53	-3.53	-3.55	-3.55	-3.55	-3.55	-3.56
Polk County, TN	SO _x	Maintenance	100	0.00	0.00	-0.03	-0.03	-0.03	-0.03	-0.03	-0.03	-0.03	-0.03	-0.03
Polson, MT	PM ₁₀	Moderate	100	0.00	0.00	0.00	0.00	0.00	0.00	0.00	0.00	0.00	0.00	0.00
Portland, ME	Ozone	Maintenance	100	0.00	0.03	-0.77	-0.77	-0.77	-0.77	-0.77	-0.77	-0.77	-0.77	-0.78
Portland, OR	CO	Maintenance	100	0.00	0.03	-0.99	-0.98	-0.98	-0.98	-0.99	-0.99	-0.99	-0.99	-0.99
Portneuf Valley, ID	PM ₁₀	Maintenance	100	0.00	0.00	-0.05	-0.05	-0.05	-0.05	-0.05	-0.05	-0.05	-0.05	-0.05
Poughkeepsie, NY	Ozone	Moderate	50	0.00	0.02	-0.74	-0.75	-0.75	-0.75	-0.75	-0.75	-0.75	-0.76	-0.76
Presque Isle, ME	PM ₁₀	Maintenance	100	0.00	0.00	-0.01	-0.01	-0.01	-0.01	-0.01	-0.01	-0.01	-0.01	-0.01
Providence (entire State), RI	Ozone	Moderate	50	0.00	0.01	-0.34	-0.35	-0.35	-0.35	-0.35	-0.35	-0.35	-0.35	-0.36
Provo, UT	CO	Maintenance	100	0.00	0.00	-0.10	-0.10	-0.10	-0.10	-0.10	-0.10	-0.10	-0.10	-0.11
Raleigh-Durham, NC	CO	Maintenance	100	0.00	0.05	-1.45	-1.45	-1.44	-1.44	-1.45	-1.45	-1.45	-1.45	-1.45
Raleigh-Durham-Chapel Hill, NC	Ozone	Maintenance	100	0.00	0.08	-2.22	-2.22	-2.21	-2.21	-2.22	-2.22	-2.22	-2.22	-2.23
Ramsey County, MN	PM ₁₀	Maintenance	100	0.00	0.00	-0.01	-0.01	-0.01	-0.01	-0.01	-0.01	-0.01	-0.01	-0.01
Reading, PA	Ozone	Maintenance	100	0.00	0.02	-0.84	-0.84	-0.84	-0.84	-0.84	-0.84	-0.84	-0.85	-0.85
Reading, PA	PM _{2.5}	Nonattainment	100	0.00	0.02	-0.84	-0.84	-0.84	-0.84	-0.84	-0.84	-0.84	-0.85	-0.85
Reno, NV	CO	Maintenance	100	0.00	0.01	-0.16	-0.16	-0.16	-0.16	-0.16	-0.16	-0.16	-0.16	-0.16
Rhineland (Oneida County), WI	SO _x	Maintenance	100	0.00	0.00	0.00	0.00	0.00	0.00	0.00	0.00	0.00	0.00	0.00
Richmond-Petersburg, VA	Ozone	Maintenance	100	0.00	0.02	-0.70	-0.70	-0.70	-0.70	-0.70	-0.70	-0.70	-0.70	-0.71
Rillito, AZ	PM ₁₀	Moderate	100	0.00	0.00	-0.04	-0.04	-0.04	-0.04	-0.04	-0.04	-0.04	-0.04	-0.05
Riverside County (Coachella Valley), CA	Ozone	Severe	25	0.00	0.01	-0.41	-0.41	-0.41	-0.41	-0.41	-0.41	-0.41	-0.41	-0.42
Roanoke, VA	Ozone	Former Subpart 1	50	0.00	0.01	-0.32	-0.32	-0.32	-0.32	-0.32	-0.32	-0.32	-0.32	-0.32
Rochester (Olmsted County), MN	SO _x	Maintenance	100	0.00	0.00	-0.10	-0.10	-0.10	-0.10	-0.10	-0.10	-0.10	-0.10	-0.10
Rochester, NY	Ozone	Former Subpart 1	50	0.00	0.02	-0.79	-0.79	-0.79	-0.79	-0.79	-0.79	-0.79	-0.79	-0.80
Rocky Mount, NC	Ozone	Maintenance	100	0.00	0.01	-0.24	-0.24	-0.24	-0.24	-0.24	-0.24	-0.24	-0.24	-0.24
Rome, GA	PM _{2.5}	Nonattainment	100	0.00	0.00	-0.11	-0.11	-0.11	-0.11	-0.11	-0.11	-0.11	-0.11	-0.11
Ronan, MT	PM ₁₀	Moderate	100	0.00	0.00	0.00	0.00	0.00	0.00	0.00	0.00	0.00	0.00	0.00
Rothschild, Rib Mountain, Weston (Marathon County), WI	SO _x	Maintenance	100	0.00	0.00	-0.01	-0.01	-0.01	-0.01	-0.01	-0.01	-0.01	-0.01	-0.01

Table D1-8 Emission Changes μ / by Nonattainment Area with Alternative Standards for HD Vehicles Benzene 2030														
Nonattainment Area	Pollutant	Status c/	General Conformity Threshold d/	Emissions Changes for Proposed Alternatives (tons/year)										
				Alt. 1	Alt. 2	Alt. 3	Alt. 4	Alt. 6A	Alt. 5	Alt. 6 b/	Alt. 7	Alt. 6B	Alt. 8	
				No Action	Engine Only	Class 8 Tractors	Engines & Classes 7-8 Tractors	15% below Preferred Alternative Stringency	Engines, Classes 7-8 Tractors, & Classes 2b-3	Engines, Tractors, & Classes 2b-8	Engines, Tractors, & Trucks, & Trailers	20% above Preferred Alternative Stringency	Accelerated Hybrid Adoption	
Sacramento County, CA	PM ₁₀	Moderate	100	0.00	0.04	-1.19	-1.19	-1.19	-1.19	-1.19	-1.20	-1.20	-1.20	-1.21
Sacramento Metro, CA	Ozone	Severe	25	0.00	0.07	-2.10	-2.10	-2.09	-2.10	-2.10	-2.10	-2.10	-2.11	-2.12
Sacramento, CA	CO	Maintenance	100	0.00	0.04	-1.27	-1.27	-1.27	-1.27	-1.27	-1.27	-1.27	-1.27	-1.27
Salem, OR	CO	Maintenance	100	0.00	0.00	-0.12	-0.12	-0.12	-0.12	-0.12	-0.12	-0.12	-0.12	-0.12
Salt Lake City, UT	CO	Maintenance	100	0.00	0.00	-0.14	-0.14	-0.14	-0.14	-0.14	-0.14	-0.14	-0.14	-0.14
Salt Lake County, UT	PM ₁₀	Moderate	100	0.00	0.04	-1.30	-1.30	-1.29	-1.29	-1.30	-1.30	-1.30	-1.30	-1.31
Salt Lake County, UT	SO _x	Nonattainment	100	0.00	0.04	-1.30	-1.30	-1.29	-1.29	-1.30	-1.30	-1.30	-1.30	-1.31
San Antonio, TX	Ozone	Former Subpart 1	50	0.00	0.05	-1.75	-1.75	-1.75	-1.75	-1.75	-1.76	-1.76	-1.77	-1.78
San Bernardino County, CA	PM ₁₀	Moderate	100	0.00	-0.02	-0.30	-0.32	-0.32	-0.32	-0.33	-0.33	-0.33	-0.33	-0.35
San Diego, CA	CO	Maintenance	100	0.00	0.16	-4.46	-4.44	-4.43	-4.43	-4.43	-4.45	-4.45	-4.45	-4.46
San Diego, CA	Ozone	Former Subpart 1	50	0.00	0.16	-4.46	-4.44	-4.43	-4.43	-4.43	-4.45	-4.45	-4.45	-4.46
San Francisco Bay Area, CA	Ozone	Marginal	50	0.00	0.12	-3.54	-3.53	-3.52	-3.53	-3.53	-3.54	-3.54	-3.54	-3.56
San Francisco-Oakland-San Jose, CA	CO	Maintenance	100	0.00	0.15	-4.25	-4.23	-4.23	-4.23	-4.23	-4.24	-4.24	-4.25	-4.26
San Joaquin Valley, CA	Ozone	Extreme	10	0.00	0.43	-12.42	-12.37	-12.36	-12.36	-12.36	-12.40	-12.40	-12.42	-12.44
San Joaquin Valley, CA	PM ₁₀	Maintenance	100	0.00	0.43	-12.42	-12.37	-12.36	-12.36	-12.36	-12.40	-12.40	-12.42	-12.44
San Joaquin Valley, CA	PM _{2.5}	Nonattainment	100	0.00	0.43	-12.42	-12.37	-12.36	-12.36	-12.36	-12.40	-12.40	-12.42	-12.44
San Manuel (Pinal County), AZ	SO _x	Maintenance	100	0.00	0.00	-0.04	-0.04	-0.04	-0.04	-0.04	-0.04	-0.04	-0.04	-0.05
Sanders County (part);Thompson Falls and vicinity, MT	PM ₁₀	Moderate	100	0.00	0.00	0.00	0.00	0.00	0.00	0.00	0.00	0.00	0.00	0.00
Scranton-Wilkes Barre, PA	Ozone	Maintenance	100	0.00	0.03	-0.90	-0.90	-0.89	-0.90	-0.90	-0.90	-0.90	-0.90	-0.90
Seattle-Tacoma, WA	CO	Maintenance	100	0.00	0.10	-3.26	-3.25	-3.25	-3.25	-3.25	-3.26	-3.26	-3.27	-3.28
Sheboygan, WI	Ozone	Moderate	50	0.00	0.01	-0.19	-0.19	-0.19	-0.19	-0.19	-0.19	-0.19	-0.19	-0.19
Sheridan, WY	PM ₁₀	Moderate	100	0.00	0.00	-0.03	-0.03	-0.03	-0.03	-0.03	-0.03	-0.03	-0.03	-0.03
Shoshone County, ID	PM ₁₀	Moderate	100	0.00	0.00	0.00	0.00	0.00	0.00	0.00	0.00	0.00	0.00	0.00
Somerville, NJ	CO	Maintenance	100	0.00	0.00	-0.01	-0.01	-0.01	-0.01	-0.01	-0.01	-0.01	-0.01	-0.01
South Bend-Elkhart, IN	Ozone	Maintenance	100	0.00	0.01	-0.54	-0.54	-0.54	-0.54	-0.54	-0.54	-0.54	-0.54	-0.55
Southeast Chicago, IL	PM ₁₀	Maintenance	100	0.00	0.00	-0.24	-0.24	-0.24	-0.24	-0.24	-0.24	-0.24	-0.24	-0.25
Spokane County, WA	PM ₁₀	Maintenance	100	0.00	0.01	-0.32	-0.32	-0.32	-0.32	-0.32	-0.32	-0.32	-0.33	-0.33
Spokane, WA	CO	Maintenance	100	0.00	0.01	-0.32	-0.32	-0.32	-0.32	-0.32	-0.32	-0.32	-0.32	-0.32
Springfield (western MA), MA	Ozone	Moderate	50	0.00	0.03	-0.99	-0.99	-0.99	-0.99	-0.99	-1.00	-1.00	-1.00	-1.01
Springfield, MA	CO	Maintenance	100	0.00	0.01	-0.14	-0.14	-0.14	-0.14	-0.14	-0.14	-0.14	-0.14	-0.14
St Louis, MO	CO	Maintenance	100	0.00	0.04	-1.22	-1.22	-1.22	-1.22	-1.22	-1.22	-1.22	-1.23	-1.23
St Louis, MO-IL	Ozone	Moderate	50	0.00	0.14	-4.04	-4.03	-4.02	-4.02	-4.02	-4.04	-4.04	-4.04	-4.05
St. Louis, MO-IL	PM _{2.5}	Nonattainment	100	0.00	0.14	-4.02	-4.00	-4.00	-4.00	-4.00	-4.01	-4.01	-4.02	-4.03
State College, PA	Ozone	Maintenance	100	0.00	0.01	-0.30	-0.30	-0.30	-0.30	-0.30	-0.30	-0.30	-0.30	-0.30
Steamboat Springs, CO	PM ₁₀	Maintenance	100	0.00	0.00	-0.02	-0.02	-0.02	-0.02	-0.02	-0.02	-0.02	-0.02	-0.02
Steubenville & Mingo Junction, OH	SO _x	Maintenance	100	0.00	0.00	-0.05	-0.05	-0.05	-0.05	-0.05	-0.05	-0.05	-0.05	-0.05
Steubenville-Weirton, OH-WV	Ozone	Maintenance	100	0.00	0.00	-0.20	-0.20	-0.20	-0.20	-0.20	-0.20	-0.20	-0.20	-0.21
Steubenville-Weirton, OH-WV	PM _{2.5}	Nonattainment	100	0.00	0.00	-0.20	-0.20	-0.20	-0.20	-0.20	-0.20	-0.20	-0.20	-0.21
Stockton, CA	CO	Maintenance	100	0.00	0.01	-0.39	-0.39	-0.39	-0.39	-0.39	-0.39	-0.39	-0.39	-0.39
Sutter County (Sutter Buttes), CA	Ozone	Former Subpart 1	50	0.00	0.00	0.00	0.00	0.00	0.00	0.00	0.00	0.00	0.00	0.00
Syracuse, NY	CO	Maintenance	100	0.00	0.01	-0.33	-0.33	-0.33	-0.33	-0.33	-0.33	-0.33	-0.33	-0.33
Telluride, CO	PM ₁₀	Maintenance	100	0.00	0.00	0.00	0.00	0.00	0.00	0.00	0.00	0.00	0.00	0.00
Terre Haute, IN	Ozone	Maintenance	100	0.00	0.00	-0.15	-0.15	-0.15	-0.15	-0.15	-0.16	-0.16	-0.16	-0.16

Table D1-8 Emission Changes ^{a/} by Nonattainment Area with Alternative Standards for HD Vehicles Benzene 2030														
Nonattainment Area	Pollutant	Status ^{c/}	General Conformity Threshold ^{d/}	Emissions Changes for Proposed Alternatives (tons/year)										
				Alt. 1	Alt. 2	Alt. 3	Alt. 4	Alt. 6A	Alt. 5	Alt. 6 ^{b/}	Alt. 7	Alt. 6B	Alt. 8	
				No Action	Engine Only	Class 8 Tractors	Engines & Classes 7-8 Tractors	15% below Preferred Alternative Stringency	Engines, Classes 7-8 Tractors, & Classes 2b-3	Engines, Tractors, & Classes 2b-8	Engines, Tractors, & Trailers	20% above Preferred Alternative Stringency	Accelerated Hybrid Adoption	
Tioga County, PA	Ozone	Maintenance	100	0.00	0.00	-0.07	-0.07	-0.07	-0.07	-0.07	-0.07	-0.07	-0.07	-0.08
Toledo, OH	Ozone	Maintenance	100	0.00	0.02	-0.72	-0.72	-0.72	-0.72	-0.72	-0.72	-0.72	-0.72	-0.73
Toms River, NJ	CO	Maintenance	100	0.00	0.00	-0.03	-0.03	-0.03	-0.03	-0.03	-0.03	-0.03	-0.03	-0.03
Tooele County, UT	SO _x	Nonattainment	100	0.00	0.00	-0.12	-0.12	-0.12	-0.12	-0.12	-0.12	-0.13	-0.13	-0.13
Trenton, NJ	CO	Maintenance	100	0.00	0.00	-0.09	-0.09	-0.09	-0.09	-0.09	-0.09	-0.09	-0.09	-0.09
Trona, CA	PM ₁₀	Moderate	100	0.00	-0.01	-0.01	-0.01	-0.01	-0.01	-0.01	-0.01	-0.02	-0.02	-0.02
Tucson, AZ	CO	Maintenance	100	0.00	0.03	-0.76	-0.76	-0.76	-0.76	-0.76	-0.76	-0.76	-0.76	-0.76
Utah County, UT	PM ₁₀	Moderate	100	0.00	0.00	-0.31	-0.31	-0.31	-0.31	-0.31	-0.31	-0.31	-0.31	-0.32
Vancouver, WA	CO	Maintenance	100	0.00	0.01	-0.35	-0.35	-0.35	-0.35	-0.35	-0.35	-0.35	-0.35	-0.36
Ventura County, CA	Ozone	Serious	50	0.00	0.00	-0.48	-0.49	-0.49	-0.49	-0.49	-0.50	-0.50	-0.50	-0.52
Vermillion County, IN	PM ₁₀	Maintenance	100	0.00	0.00	-0.01	-0.02	-0.02	-0.02	-0.02	-0.02	-0.02	-0.02	-0.02
Vigo County, IN	SO _x	Maintenance	100	0.00	0.00	-0.15	-0.15	-0.15	-0.15	-0.15	-0.16	-0.16	-0.16	-0.16
Wallula, WA	PM ₁₀	Maintenance	100	0.00	0.00	0.00	0.00	0.00	0.00	0.00	0.00	0.00	0.00	0.00
Waltham, MA	CO	Maintenance	100	0.00	0.00	-0.05	-0.05	-0.05	-0.05	-0.05	-0.05	-0.05	-0.05	-0.05
Warren County, NJ	SO _x	Maintenance	100	0.00	0.00	-0.05	-0.05	-0.05	-0.05	-0.05	-0.05	-0.05	-0.05	-0.05
Warren County, PA	SO _x	Nonattainment	100	0.00	0.00	-0.02	-0.02	-0.02	-0.02	-0.02	-0.02	-0.02	-0.02	-0.02
Washington County (Hagerstown), MD	Ozone	Former Subpart 1	50	0.00	0.00	-0.17	-0.17	-0.17	-0.17	-0.17	-0.17	-0.17	-0.17	-0.18
Washington, DC-MD-VA	CO	Maintenance	100	0.00	0.24	-6.48	-6.45	-6.43	-6.44	-6.45	-6.45	-6.45	-6.46	-6.46
Washington, DC-MD-VA	Ozone	Moderate	50	0.00	0.23	-6.49	-6.46	-6.45	-6.45	-6.47	-6.47	-6.47	-6.47	-6.48
Washington, DC-MD-VA	PM _{2.5}	Nonattainment	100	0.00	0.23	-6.49	-6.46	-6.45	-6.45	-6.47	-6.47	-6.47	-6.47	-6.48
Washoe County, NV	PM ₁₀	Serious	70	0.00	0.01	-0.16	-0.16	-0.16	-0.16	-0.16	-0.16	-0.16	-0.16	-0.16
Waterford Township (Washington County), OH	SO _x	Maintenance	100	0.00	0.00	-0.01	-0.01	-0.01	-0.01	-0.01	-0.01	-0.01	-0.01	-0.01
Wayne County, IN	SO _x	Maintenance	100	0.00	0.00	-0.10	-0.10	-0.10	-0.10	-0.10	-0.10	-0.10	-0.10	-0.11
Wayne County, MI	PM ₁₀	Maintenance	100	0.00	0.00	-0.13	-0.13	-0.13	-0.14	-0.14	-0.14	-0.14	-0.14	-0.14
Weirton, WV	PM ₁₀	Maintenance	100	0.00	0.00	-0.02	-0.02	-0.02	-0.02	-0.02	-0.02	-0.02	-0.02	-0.02
Weirton, WV	SO _x	Maintenance	100	0.00	0.00	-0.02	-0.02	-0.02	-0.02	-0.02	-0.02	-0.02	-0.02	-0.02
Wheeling, WV-OH	Ozone	Maintenance	100	0.00	0.01	-0.48	-0.48	-0.48	-0.48	-0.48	-0.48	-0.48	-0.48	-0.49
Wheeling, WV-OH	PM _{2.5}	Nonattainment	100	0.00	0.01	-0.48	-0.48	-0.48	-0.48	-0.48	-0.48	-0.48	-0.48	-0.49
Winston-Salem, NC	CO	Maintenance	100	0.00	0.01	-0.45	-0.45	-0.45	-0.45	-0.45	-0.45	-0.45	-0.45	-0.45
Worcester, MA	CO	Maintenance	100	0.00	0.01	-0.22	-0.22	-0.22	-0.22	-0.22	-0.22	-0.22	-0.22	-0.22
Yakima County, WA	PM ₁₀	Maintenance	100	0.00	0.00	-0.10	-0.10	-0.10	-0.10	-0.10	-0.10	-0.10	-0.10	-0.10
Yakima, WA	CO	Maintenance	100	0.00	0.00	-0.04	-0.05	-0.05	-0.05	-0.05	-0.05	-0.05	-0.05	-0.05
York, PA	Ozone	Maintenance	100	0.00	0.02	-0.82	-0.82	-0.81	-0.82	-0.82	-0.82	-0.82	-0.82	-0.82
York, PA	PM _{2.5}	Nonattainment	100	0.00	0.03	-0.81	-0.81	-0.81	-0.81	-0.82	-0.82	-0.82	-0.82	-0.82
Youngstown-Warren-Sharon, OH-PA	Ozone	Maintenance	100	0.00	0.03	-0.93	-0.92	-0.92	-0.92	-0.92	-0.93	-0.93	-0.93	-0.94
Yuma, AZ	PM ₁₀	Moderate	100	0.00	0.01	-0.21	-0.21	-0.21	-0.21	-0.21	-0.21	-0.21	-0.21	-0.21

^{a/} Negative emissions changes indicate reductions; positive emissions changes are increases. Values of less than 0.005 tons/year are rounded to zero.

^{b/} Preferred Alternative

^{c/} Pollutants for which the area is designated nonattainment or maintenance as of 2010. Source: 40 CFR 81.

^{d/} Emissions thresholds in tons/year of: CO in CO maintenance and nonattainment areas; VOC or NO_x in ozone maintenance and nonattainment areas; primary PM_{2.5} in PM_{2.5} maintenance and nonattainment areas; primary PM₁₀ in PM₁₀ maintenance and nonattainment areas; and SO₂ in SO₂ maintenance and nonattainment areas. Source: 40 CFR § 93.153. These thresholds are provided for information only; a general conformity determination is not required for the proposed actions. (See section 3.3.1.)

Source: EPA (U.S. Environmental Protection Agency). 2010. The Green Book Nonattainment Areas. Washington, District of Columbia. Last Revised: June 16, 2010. U.S. Environmental Protection Agency. Available: <http://www.epa.gov/oaqps001/greenbk/>. Accessed: August 6, 2010.

Table D1-9 Emission Changes <u>a/</u> by Nonattainment Area with Alternative Standards for HD Vehicles Benzene 2050														
Nonattainment Area	Pollutant	Status <u>c/</u>	General Conformity Threshold <u>d/</u>	Emissions Changes for Proposed Alternatives (tons/year)										
				Alt. 1	Alt. 2	Alt. 3	Alt. 4	Alt. 6A	Alt. 5	Alt. 6 <u>b/</u>	Alt. 7	Alt. 6B	Alt. 8	
				No Action	Engine Only	Class 8 Tractors	Engines & Classes 7-8 Tractors	15% below Preferred Alternative Stringency	Engines, Classes 7-8 Tractors, & Classes 2b-3	Engines, Tractors, & Classes 2b-8	Engines, Tractors, & Truck, & Trailers	20% above Preferred Alternative Stringency	Accelerated Hybrid Adoption	
Addison Township (Gallia County), OH	SO _x	Maintenance	100	0.00	0.00	0.00	-0.01	-0.01	-0.01	-0.01	-0.01	-0.01	-0.01	-0.01
Ajo (Pima County), AZ	PM ₁₀	Moderate	100	0.00	0.00	-0.01	-0.01	-0.01	-0.01	-0.01	-0.01	-0.01	-0.01	-0.02
Ajo (Pima County), AZ	SO _x	Maintenance	100	0.00	-0.01	-0.02	-0.03	-0.03	-0.03	-0.03	-0.03	-0.03	-0.03	-0.05
Albany-Schenectady-Troy, NY	Ozone	Former Subpart 1	50	0.00	0.02	-1.03	-1.03	-1.04	-1.04	-1.04	-1.05	-1.05	-1.05	-1.08
Albuquerque, NM	CO	Maintenance	100	0.00	0.02	-0.81	-0.81	-0.81	-0.81	-0.81	-0.81	-0.81	-0.81	-0.83
Allegan County, MI	Ozone	Former Subpart 1	50	0.00	0.01	-0.38	-0.39	-0.39	-0.39	-0.39	-0.39	-0.39	-0.39	-0.40
Allentown-Bethlehem-Easton, PA	Ozone	Maintenance	100	0.00	0.03	-0.91	-0.91	-0.91	-0.91	-0.91	-0.91	-0.92	-0.92	-0.93
Altoona, PA	Ozone	Maintenance	100	0.00	0.00	-0.14	-0.14	-0.14	-0.14	-0.14	-0.14	-0.14	-0.14	-0.15
Amador and Calveras Counties (Central Mountain), CA	Ozone	Former Subpart 1	50	0.00	0.00	-0.18	-0.19	-0.19	-0.19	-0.19	-0.19	-0.19	-0.19	-0.20
Anchorage, AK	CO	Maintenance	100	0.00	-0.01	-0.11	-0.12	-0.12	-0.12	-0.12	-0.12	-0.12	-0.13	-0.14
Anthony, NM	PM ₁₀	Moderate	100	0.00	-0.01	-0.02	-0.02	-0.02	-0.02	-0.02	-0.03	-0.03	-0.03	-0.04
Armstrong County, PA	SO _x	Nonattainment	100	0.00	0.00	-0.01	-0.01	-0.01	-0.01	-0.01	-0.01	-0.01	-0.01	-0.01
Aspen, CO	PM ₁₀	Maintenance	100	0.00	0.00	-0.01	-0.01	-0.01	-0.01	-0.01	-0.01	-0.01	-0.01	-0.01
Atlanta, GA	Ozone	Moderate	50	0.00	0.90	-21.89	-21.68	-21.69	-21.70	-21.70	-21.76	-21.76	-21.78	-21.81
Atlanta, GA	PM _{2.5}	Nonattainment	100	0.00	0.90	-21.89	-21.68	-21.70	-21.70	-21.70	-21.76	-21.76	-21.78	-21.82
Atlantic City, NJ	CO	Maintenance	100	0.00	0.00	-0.02	-0.02	-0.02	-0.02	-0.02	-0.02	-0.02	-0.02	-0.02
Bakersfield, CA	CO	Maintenance	100	0.00	0.02	-0.56	-0.56	-0.56	-0.56	-0.56	-0.57	-0.57	-0.57	-0.57
Baltimore, MD	CO	Maintenance	100	0.00	0.18	-4.28	-4.23	-4.23	-4.23	-4.24	-4.25	-4.25	-4.25	-4.25
Baltimore, MD	Ozone	Moderate	50	0.00	0.17	-4.29	-4.25	-4.25	-4.25	-4.25	-4.27	-4.27	-4.27	-4.28
Baltimore, MD	PM _{2.5}	Nonattainment	100	0.00	0.17	-4.29	-4.25	-4.25	-4.25	-4.25	-4.27	-4.27	-4.27	-4.28
Baton Rouge, LA	Ozone	Moderate	50	0.00	0.03	-1.19	-1.19	-1.20	-1.20	-1.20	-1.20	-1.21	-1.21	-1.23
Beaumont-Port Arthur, TX	Ozone	Moderate	50	0.00	0.01	-0.65	-0.66	-0.66	-0.66	-0.66	-0.66	-0.66	-0.67	-0.68
Benton County, TN	SO _x	Maintenance	100	0.00	0.00	-0.01	-0.01	-0.01	-0.01	-0.01	-0.01	-0.01	-0.01	-0.01
Benton Harbor, MI	Ozone	Maintenance	100	0.00	0.01	-0.39	-0.39	-0.39	-0.39	-0.39	-0.39	-0.39	-0.39	-0.40
Benzie County, MI	Ozone	Maintenance	100	0.00	0.00	-0.07	-0.07	-0.07	-0.07	-0.07	-0.07	-0.07	-0.07	-0.07
Berkeley and Jefferson Counties, WV	Ozone	Maintenance	100	0.00	0.01	-0.37	-0.37	-0.37	-0.37	-0.37	-0.37	-0.37	-0.38	-0.38
Billings, MT	CO	Maintenance	100	0.00	0.00	-0.12	-0.12	-0.12	-0.12	-0.12	-0.12	-0.12	-0.12	-0.12
Birmingham, AL	Ozone	Maintenance	100	0.00	0.10	-2.55	-2.53	-2.53	-2.53	-2.53	-2.54	-2.54	-2.54	-2.55
Birmingham, AL	PM _{2.5}	Nonattainment	100	0.00	0.10	-2.55	-2.53	-2.53	-2.53	-2.53	-2.54	-2.54	-2.54	-2.55
Boise-Northern Ada County, ID	CO	Maintenance	100	0.00	0.03	-0.96	-0.96	-0.96	-0.96	-0.96	-0.96	-0.96	-0.96	-0.97
Boise-Northern Ada County, ID	PM ₁₀	Maintenance	100	0.00	0.03	-0.96	-0.96	-0.96	-0.96	-0.96	-0.96	-0.96	-0.96	-0.97
Bonner County (Sandpoint), ID	PM ₁₀	Moderate	100	0.00	0.00	-0.03	-0.03	-0.03	-0.03	-0.03	-0.03	-0.03	-0.03	-0.03
Boston, MA	CO	Maintenance	100	0.00	0.04	-0.91	-0.91	-0.91	-0.91	-0.91	-0.91	-0.91	-0.91	-0.92
Boston-Lawrence-Worcester (eastern MA), MA	Ozone	Moderate	50	0.00	0.25	-6.08	-6.02	-6.02	-6.02	-6.03	-6.04	-6.04	-6.05	-6.05
Boston-Manchester-Portsmouth (southeast NH), NH	Ozone	Moderate	50	0.00	0.04	-0.98	-0.97	-0.97	-0.97	-0.97	-0.97	-0.97	-0.97	-0.98
Boyd County (part), KY	SO _x	Maintenance	100	0.00	0.00	-0.02	-0.02	-0.02	-0.02	-0.02	-0.02	-0.02	-0.02	-0.03
Buffalo-Niagara Falls, NY	Ozone	Former Subpart 1	50	0.00	0.03	-0.94	-0.93	-0.93	-0.93	-0.93	-0.94	-0.94	-0.94	-0.94
Burlington, NJ	CO	Maintenance	100	0.00	0.00	-0.01	-0.01	-0.01	-0.01	-0.01	-0.01	-0.01	-0.01	-0.01
Butte, MT	PM ₁₀	Moderate	100	0.00	0.00	-0.04	-0.04	-0.04	-0.04	-0.04	-0.04	-0.04	-0.04	-0.04
Canon City, CO	PM ₁₀	Maintenance	100	0.00	0.00	-0.03	-0.03	-0.03	-0.03	-0.03	-0.03	-0.03	-0.03	-0.03
Canton-Massillon, OH	Ozone	Maintenance	100	0.00	0.03	-0.96	-0.96	-0.96	-0.96	-0.96	-0.97	-0.97	-0.97	-0.98
Canton-Massillon, OH	PM _{2.5}	Nonattainment	100	0.00	0.03	-0.96	-0.96	-0.96	-0.96	-0.96	-0.97	-0.97	-0.97	-0.98
Case County, MI	Ozone	Maintenance	100	0.00	0.00	-0.11	-0.11	-0.11	-0.11	-0.11	-0.12	-0.12	-0.12	-0.13

Table D1-9 Emission Changes <u>a</u> / by Nonattainment Area with Alternative Standards for HD Vehicles Benzene 2050															
Nonattainment Area	Pollutant	Status <u>c</u> /	General Conformity Threshold <u>d</u> /	Emissions Changes for Proposed Alternatives (tons/year)											
				Alt. 1	Alt. 2	Alt. 3	Alt. 4	Alt. 6A	Alt. 5	Alt. 6 <u>b</u> /	Alt. 7	Alt. 6B	Alt. 8		
				No Action	Engine Only	Class 8 Tractors	Engines & Classes 7-8 Tractors	15% below Preferred Alternative Stringency	Engines, Classes 7-8 Tractors, & Classes 2b-3	Engines, Tractors, & Classes 2b-8	Engines, Tractors, & Truck, & Trailers	20% above Preferred Alternative Stringency	Accelerated Hybrid Adoption		
Center Township (Morgan County), OH	SO _x	Maintenance	100	0.00	0.00	0.00	0.00	0.00	0.00	0.00	0.00	0.00	0.00	-0.01	-0.01
Central Steptoe Valley (White Pine County), NV	SO _x	Maintenance	100	0.00	0.00	0.00	0.00	0.00	0.00	0.00	0.00	0.00	0.00	0.00	0.00
Charleston, WV	Ozone	Maintenance	100	0.00	0.04	-1.04	-1.03	-1.03	-1.03	-1.03	-1.04	-1.04	-1.04	-1.04	-1.04
Charleston, WV	PM _{2.5}	Nonattainment	100	0.00	0.04	-1.04	-1.03	-1.03	-1.03	-1.03	-1.04	-1.04	-1.04	-1.04	-1.04
Charlotte, NC	CO	Maintenance	100	0.00	0.04	-1.21	-1.20	-1.20	-1.20	-1.21	-1.21	-1.21	-1.21	-1.21	-1.22
Charlotte-Gastonia-Rock Hill, NC-SC	Ozone	Moderate	50	0.00	0.10	-2.75	-2.73	-2.73	-2.73	-2.73	-2.74	-2.74	-2.74	-2.75	-2.76
Chattanooga, TN-GA-AL	PM _{2.5}	Nonattainment	100	0.00	0.02	-0.94	-0.94	-0.94	-0.94	-0.94	-0.95	-0.95	-0.95	-0.95	-0.97
Chattanooga, TN-GA	Ozone	Former Subpart 1	50	0.00	0.02	-0.89	-0.89	-0.89	-0.89	-0.89	-0.90	-0.90	-0.90	-0.90	-0.92
Chicago-Gary-Lake County, IL-IN	Ozone	Moderate	50	0.00	1.28	-30.09	-29.78	-29.79	-29.80	-29.80	-29.88	-29.87	-29.89	-29.89	-29.90
Chicago-Gary-Lake County, IL-IN	PM _{2.5}	Nonattainment	100	0.00	1.28	-30.09	-29.78	-29.79	-29.80	-29.80	-29.88	-29.87	-29.89	-29.89	-29.90
Chico, CA	CO	Maintenance	100	0.00	0.02	-0.37	-0.37	-0.37	-0.37	-0.37	-0.37	-0.37	-0.37	-0.37	-0.37
Chico, CA	Ozone	Former Subpart 1	50	0.00	0.01	-0.37	-0.37	-0.37	-0.37	-0.37	-0.37	-0.37	-0.37	-0.38	-0.38
Cincinnati-Hamilton, OH-KY-IN	Ozone	Former Subpart 1	50	0.00	0.29	-7.12	-7.05	-7.06	-7.06	-7.06	-7.08	-7.08	-7.08	-7.09	-7.10
Cincinnati-Hamilton, OH-KY-IN	PM _{2.5}	Nonattainment	100	0.00	0.29	-7.12	-7.05	-7.06	-7.06	-7.06	-7.08	-7.08	-7.08	-7.09	-7.10
Clairton & 4 Boroughs, PA	PM ₁₀	Maintenance	100	0.00	0.00	-0.02	-0.02	-0.02	-0.02	-0.02	-0.02	-0.02	-0.02	-0.02	-0.03
Clark County, NV	PM ₁₀	Serious	70	0.00	0.01	-0.32	-0.31	-0.32	-0.32	-0.32	-0.32	-0.32	-0.32	-0.32	-0.32
Clarksville-Hopkinsville, TN-KY	Ozone	Maintenance	100	0.00	0.02	-0.59	-0.59	-0.59	-0.59	-0.60	-0.60	-0.60	-0.60	-0.60	-0.61
Clearfield and Indiana Counties, PA	Ozone	Maintenance	100	0.00	0.02	-0.49	-0.49	-0.49	-0.49	-0.49	-0.50	-0.50	-0.50	-0.50	-0.50
Cleveland, OH	CO	Maintenance	100	0.00	0.05	-1.38	-1.37	-1.37	-1.37	-1.38	-1.38	-1.38	-1.38	-1.38	-1.39
Cleveland-Akron-Lorain, OH	Ozone	Maintenance	100	0.00	0.38	-9.27	-9.18	-9.18	-9.18	-9.19	-9.21	-9.21	-9.21	-9.22	-9.23
Cleveland-Akron-Lorain, OH	PM _{2.5}	Nonattainment	100	0.00	0.38	-9.26	-9.18	-9.18	-9.18	-9.18	-9.21	-9.21	-9.21	-9.22	-9.23
Coachella Valley, CA	PM ₁₀	Serious	70	0.00	0.01	-0.60	-0.60	-0.60	-0.60	-0.60	-0.61	-0.61	-0.61	-0.61	-0.62
Colbert County, AL	SO _x	Maintenance	100	0.00	0.00	-0.08	-0.09	-0.09	-0.09	-0.09	-0.09	-0.09	-0.09	-0.09	-0.09
Colorado Springs, CO	CO	Maintenance	100	0.00	0.02	-0.65	-0.64	-0.65	-0.65	-0.65	-0.65	-0.65	-0.65	-0.65	-0.66
Columbia Falls, MT	PM ₁₀	Moderate	100	0.00	0.00	-0.01	-0.01	-0.01	-0.01	-0.01	-0.01	-0.01	-0.01	-0.01	-0.02
Columbia, SC	Ozone	Former Subpart 1	50	0.00	0.04	-1.27	-1.26	-1.27	-1.27	-1.27	-1.27	-1.27	-1.27	-1.28	-1.29
Columbus, OH	Ozone	Maintenance	100	0.00	0.28	-6.87	-6.81	-6.81	-6.81	-6.81	-6.83	-6.83	-6.83	-6.84	-6.86
Columbus, OH	PM _{2.5}	Nonattainment	100	0.00	0.28	-6.86	-6.80	-6.80	-6.80	-6.80	-6.82	-6.82	-6.82	-6.83	-6.84
Conewango Township (Warren County), PA	SO _x	Maintenance	100	0.00	0.00	0.00	0.00	0.00	0.00	0.00	0.00	0.00	0.00	0.00	0.00
Coso Junction, CA	PM ₁₀	Moderate	100	0.00	-0.01	-0.01	-0.02	-0.02	-0.02	-0.02	-0.02	-0.02	-0.02	-0.03	-0.04
Cuyahoga County, OH	PM ₁₀	Maintenance	100	0.00	0.10	-2.54	-2.52	-2.52	-2.52	-2.52	-2.53	-2.53	-2.53	-2.53	-2.54
Cuyahoga County, OH	SO _x	Maintenance	100	0.00	0.10	-2.54	-2.52	-2.52	-2.52	-2.52	-2.53	-2.53	-2.53	-2.53	-2.54
Dallas-Fort Worth, TX	Ozone	Moderate	50	0.00	0.25	-6.77	-6.72	-6.73	-6.73	-6.73	-6.75	-6.76	-6.76	-6.77	-6.80
Dayton-Springfield, OH	Ozone	Maintenance	100	0.00	0.11	-2.79	-2.77	-2.77	-2.77	-2.78	-2.78	-2.78	-2.78	-2.79	-2.80
Dayton-Springfield, OH	PM _{2.5}	Nonattainment	100	0.00	0.11	-2.79	-2.77	-2.77	-2.77	-2.77	-2.78	-2.78	-2.78	-2.79	-2.79
Denver Metro, CO	PM ₁₀	Maintenance	100	0.00	0.11	-3.05	-3.03	-3.03	-3.03	-3.03	-3.04	-3.04	-3.04	-3.05	-3.06
Denver-Boulder, CO	CO	Maintenance	100	0.00	0.11	-2.90	-2.87	-2.88	-2.88	-2.88	-2.89	-2.89	-2.89	-2.89	-2.91
Denver-Boulder-Greeley-Fort Collins-Loveland, CO	Ozone	Former Subpart 1	50	0.00	0.15	-3.85	-3.82	-3.83	-3.83	-3.83	-3.84	-3.84	-3.84	-3.85	-3.86
Detroit, MI	CO	Maintenance	100	0.00	0.12	-3.26	-3.24	-3.24	-3.24	-3.25	-3.26	-3.26	-3.26	-3.26	-3.28
Detroit-Ann Arbor, MI	Ozone	Maintenance	100	0.00	0.92	-22.13	-21.91	-21.92	-21.93	-21.93	-21.99	-21.99	-21.99	-22.01	-22.03
Detroit-Ann Arbor, MI	PM _{2.5}	Nonattainment	100	0.00	0.92	-22.13	-21.91	-21.92	-21.93	-21.93	-21.99	-21.99	-21.99	-22.00	-22.02
Door County, WI	Ozone	Former Subpart 1	50	0.00	0.00	-0.08	-0.08	-0.08	-0.08	-0.08	-0.08	-0.08	-0.08	-0.08	-0.08
Douglas (Cochise County), AZ	PM ₁₀	Moderate	100	0.00	0.00	-0.10	-0.10	-0.10	-0.10	-0.10	-0.10	-0.10	-0.10	-0.10	-0.10

Table D1-9 Emission Changes <u>a</u> / by Nonattainment Area with Alternative Standards for HD Vehicles Benzene 2050														
Nonattainment Area	Pollutant	Status <u>c</u> /	General Conformity Threshold <u>d</u> /	Emissions Changes for Proposed Alternatives (tons/year)										
				Alt. 1	Alt. 2	Alt. 3	Alt. 4	Alt. 6A	Alt. 5	Alt. 6 <u>b</u> /	Alt. 7	Alt. 6B	Alt. 8	
				No Action	Engine Only	Class 8 Tractors	Engines & Classes 7-8 Tractors	15% below Preferred Alternative Stringency	Engines, Classes 7-8 Tractors, & Classes 2b-3	Engines, Tractors, & Classes 2b-8	Engines, Tractors, & Truck, & Trailers	20% above Preferred Alternative Stringency	Accelerated Hybrid Adoption	
Douglas (Cochise County), AZ	SO _x	Maintenance	100	0.00	0.00	-0.10	-0.10	-0.10	-0.10	-0.10	-0.10	-0.10	-0.10	-0.10
Duluth, MN	CO	Maintenance	100	0.00	0.00	-0.12	-0.12	-0.12	-0.12	-0.12	-0.12	-0.12	-0.12	-0.13
Eagle River, AK	PM ₁₀	Moderate	100	0.00	-0.01	-0.02	-0.02	-0.02	-0.02	-0.02	-0.03	-0.03	-0.03	-0.04
East Chicago, IN	CO	Maintenance	100	0.00	0.01	-0.34	-0.34	-0.34	-0.34	-0.34	-0.34	-0.34	-0.34	-0.34
East Chicago, IN	PM ₁₀	Maintenance	100	0.00	0.00	-0.35	-0.35	-0.35	-0.35	-0.35	-0.36	-0.36	-0.36	-0.37
East Helena Area (Lewis and Clark County), MT	SO _x	Nonattainment	100	0.00	0.00	0.00	0.00	0.00	0.00	0.00	0.00	0.00	0.00	0.00
El Paso County, TX	PM ₁₀	Moderate	100	0.00	0.01	-0.36	-0.36	-0.37	-0.37	-0.37	-0.37	-0.37	-0.37	-0.38
El Paso, TX	CO	Maintenance	100	0.00	0.00	-0.02	-0.03	-0.03	-0.03	-0.03	-0.03	-0.03	-0.03	-0.03
Erie, PA	Ozone	Maintenance	100	0.00	0.02	-0.42	-0.42	-0.42	-0.42	-0.42	-0.42	-0.42	-0.42	-0.43
Essex County (Whiteface Mountain), NY	Ozone	Former Subpart 1	50	0.00	0.00	0.00	0.00	0.00	0.00	0.00	0.00	0.00	0.00	0.00
Eugene-Springfield, OR	CO	Maintenance	100	0.00	0.02	-0.59	-0.59	-0.59	-0.59	-0.59	-0.59	-0.59	-0.59	-0.60
Eugene-Springfield, OR	PM ₁₀	Moderate	100	0.00	0.02	-0.59	-0.59	-0.59	-0.59	-0.59	-0.59	-0.59	-0.59	-0.60
Evansville, IN	Ozone	Maintenance	100	0.00	0.05	-1.26	-1.25	-1.26	-1.26	-1.26	-1.26	-1.26	-1.26	-1.27
Evansville, IN	PM _{2.5}	Nonattainment	100	0.00	0.04	-1.27	-1.26	-1.26	-1.26	-1.26	-1.27	-1.27	-1.27	-1.28
Fairbanks, AK	CO	Maintenance	100	0.00	0.00	-0.03	-0.03	-0.03	-0.03	-0.03	-0.03	-0.03	-0.03	-0.03
Fayetteville, NC	Ozone	Former Subpart 1	50	0.00	0.01	-0.41	-0.41	-0.41	-0.41	-0.41	-0.41	-0.41	-0.42	-0.42
Flathead County; Whitefish and vicinity, MT	PM ₁₀	Moderate	100	0.00	0.00	-0.01	-0.02	-0.02	-0.02	-0.02	-0.02	-0.02	-0.02	-0.02
Flint, MI	Ozone	Maintenance	100	0.00	0.04	-1.21	-1.20	-1.21	-1.21	-1.21	-1.21	-1.22	-1.22	-1.24
Follansbee, WV	PM ₁₀	Maintenance	100	0.00	0.00	0.00	0.00	0.00	0.00	0.00	0.00	0.00	0.00	-0.01
Fort Collins, CO	CO	Maintenance	100	0.00	0.01	-0.22	-0.22	-0.22	-0.22	-0.22	-0.22	-0.22	-0.22	-0.22
Fort Hall Reservation, ID	PM ₁₀	Moderate	100	0.00	0.00	0.00	0.00	0.00	0.00	0.00	0.00	0.00	0.00	0.00
Fort Wayne, IN	Ozone	Maintenance	100	0.00	0.02	-0.75	-0.75	-0.75	-0.75	-0.75	-0.76	-0.76	-0.76	-0.77
Franklin County, PA	Ozone	Maintenance	100	0.00	0.01	-0.35	-0.35	-0.36	-0.36	-0.36	-0.36	-0.36	-0.36	-0.37
Franklin Township (Coshocton County), OH	SO _x	Maintenance	100	0.00	0.00	0.00	0.00	0.00	0.00	0.00	0.00	0.00	0.00	-0.01
Frederick County, VA	Ozone	Former Subpart 1	50	0.00	0.00	-0.21	-0.22	-0.22	-0.22	-0.22	-0.22	-0.22	-0.22	-0.23
Fredericksburg, VA	Ozone	Maintenance	100	0.00	0.01	-0.44	-0.44	-0.44	-0.44	-0.44	-0.44	-0.44	-0.44	-0.45
Freehold, NJ	CO	Maintenance	100	0.00	0.00	-0.01	-0.01	-0.01	-0.01	-0.01	-0.01	-0.01	-0.01	-0.01
Fresno, CA	CO	Maintenance	100	0.00	0.03	-0.69	-0.69	-0.69	-0.69	-0.69	-0.69	-0.69	-0.69	-0.70
Grand Rapids, MI	Ozone	Maintenance	100	0.00	0.08	-2.04	-2.02	-2.03	-2.03	-2.03	-2.03	-2.03	-2.03	-2.04
Granite City, Nameoki Townships, IL	PM ₁₀	Maintenance	100	0.00	0.00	-0.07	-0.07	-0.07	-0.07	-0.07	-0.07	-0.07	-0.07	-0.08
Grant County, NM	SO _x	Maintenance	100	0.00	0.00	0.00	-0.01	-0.01	-0.01	-0.01	-0.01	-0.01	-0.01	-0.01
Grants Pass, OR	CO	Maintenance	100	0.00	0.00	-0.05	-0.05	-0.05	-0.05	-0.05	-0.05	-0.05	-0.05	-0.05
Grants Pass, OR	PM ₁₀	Maintenance	100	0.00	0.00	-0.05	-0.05	-0.05	-0.05	-0.05	-0.05	-0.05	-0.05	-0.05
Great Falls, MT	CO	Maintenance	100	0.00	0.00	-0.03	-0.03	-0.03	-0.03	-0.03	-0.03	-0.03	-0.03	-0.03
Greater Connecticut, CT	Ozone	Moderate	50	0.00	0.04	-1.19	-1.19	-1.19	-1.19	-1.19	-1.20	-1.20	-1.20	-1.22
Greeley, CO	CO	Maintenance	100	0.00	0.00	-0.18	-0.18	-0.18	-0.18	-0.18	-0.18	-0.18	-0.18	-0.18
Green Bay, WI	SO _x	Maintenance	100	0.00	0.01	-0.21	-0.20	-0.20	-0.20	-0.20	-0.21	-0.21	-0.21	-0.21
Greene County, IN	Ozone	Maintenance	100	0.00	0.00	-0.10	-0.11	-0.11	-0.11	-0.11	-0.11	-0.11	-0.11	-0.12
Greene County, PA	Ozone	Maintenance	100	0.00	0.00	-0.06	-0.07	-0.07	-0.07	-0.07	-0.07	-0.07	-0.07	-0.08
Greensboro-Winston Salem-High Point, NC	Ozone	Marginal	50	0.00	0.14	-3.50	-3.47	-3.48	-3.48	-3.48	-3.49	-3.49	-3.50	-3.51
Greensboro-Winston salem-High Point, NC	PM _{2.5}	Nonattainment	100	0.00	0.14	-3.50	-3.47	-3.47	-3.47	-3.48	-3.48	-3.48	-3.48	-3.49
Greenville-Spartanburg-Anderson, SC	Ozone	Former Subpart 1	50	0.00	0.05	-1.66	-1.65	-1.66	-1.66	-1.66	-1.67	-1.67	-1.67	-1.69
Groveland Township (Tazewell County), IL	SO _x	Maintenance	100	0.00	0.00	-0.05	-0.05	-0.05	-0.05	-0.05	-0.05	-0.05	-0.05	-0.05

Table D1-9 Emission Changes <u>a/</u> by Nonattainment Area with Alternative Standards for HD Vehicles Benzene 2050														
Nonattainment Area	Pollutant	Status <u>c/</u>	General Conformity Threshold <u>d/</u>	Emissions Changes for Proposed Alternatives (tons/year)										
				Alt. 1	Alt. 2	Alt. 3	Alt. 4	Alt. 6A	Alt. 5	Alt. 6 <u>b/</u>	Alt. 7	Alt. 6B	Alt. 8	
				No Action	Engine Only	Class 8 Tractors	Engines & Classes 7-8 Tractors	15% below Preferred Alternative Stringency	Engines, Classes 7-8 Tractors, & Classes 2b-3	Engines, Tractors, & Classes 2b-8	Engines, Tractors, & Truckers, Trailers	20% above Preferred Alternative Stringency	Accelerated Hybrid Adoption	
Hancock-Knox-Lincoln-Waldo Counties, ME	Ozone	Maintenance	100	0.00	0.01	-0.19	-0.19	-0.19	-0.19	-0.19	-0.19	-0.19	-0.19	-0.19
Harrisburg-Lebanon-Carlisle, PA	Ozone	Maintenance	100	0.00	0.15	-3.76	-3.73	-3.73	-3.73	-3.73	-3.74	-3.74	-3.75	-3.75
Harrisburg-Lebanon-Carlisle, PA	PM _{2.5}	Nonattainment	100	0.00	0.15	-3.76	-3.73	-3.73	-3.73	-3.73	-3.74	-3.74	-3.75	-3.75
Hartford-New Britain-Middletown, CT	CO	Maintenance	100	0.00	0.03	-0.81	-0.80	-0.81	-0.81	-0.81	-0.81	-0.81	-0.81	-0.82
Hayden (Pinal County), AZ	SO _x	Nonattainment	100	0.00	0.00	-0.02	-0.02	-0.02	-0.02	-0.02	-0.02	-0.02	-0.02	-0.02
Hayden/Miami, AZ	PM ₁₀	Moderate	100	0.00	0.00	-0.05	-0.05	-0.05	-0.05	-0.05	-0.05	-0.05	-0.06	-0.06
Haywood and Swain Counties (Great Smoky Mountain NP), NC	Ozone	Maintenance	100	0.00	0.00	-0.01	-0.02	-0.02	-0.02	-0.02	-0.02	-0.02	-0.02	-0.02
Hazelwood, PA	SO _x	Maintenance	100	0.00	0.00	-0.05	-0.05	-0.05	-0.05	-0.05	-0.05	-0.05	-0.05	-0.06
Hickory, NC	PM _{2.5}	Nonattainment	100	0.00	0.01	-0.23	-0.23	-0.23	-0.23	-0.23	-0.23	-0.23	-0.23	-0.23
Hickory-Morgantown-Lenoir, NC	Ozone	Former Subpart 1	50	0.00	0.01	-0.42	-0.41	-0.41	-0.41	-0.41	-0.42	-0.42	-0.42	-0.42
Hollis Township, IL	SO _x	Maintenance	100	0.00	0.00	-0.01	-0.01	-0.01	-0.01	-0.01	-0.01	-0.01	-0.01	-0.01
Houston-Galveston-Brazoria, TX	Ozone	Severe	25	0.00	0.21	-6.37	-6.34	-6.36	-6.36	-6.36	-6.39	-6.39	-6.41	-6.46
Humphreys County, TN	SO _x	Maintenance	100	0.00	0.00	-0.02	-0.02	-0.02	-0.02	-0.02	-0.02	-0.02	-0.02	-0.02
Huntington-Ashland, WV-KY-OH	PM _{2.5}	Nonattainment	100	0.00	0.01	-0.53	-0.53	-0.53	-0.53	-0.53	-0.54	-0.54	-0.54	-0.55
Huntington-Ashland, WV-KY	Ozone	Maintenance	100	0.00	0.00	-0.26	-0.26	-0.26	-0.26	-0.26	-0.27	-0.27	-0.27	-0.27
Huron County, MI	Ozone	Maintenance	100	0.00	0.00	-0.06	-0.06	-0.07	-0.07	-0.07	-0.07	-0.07	-0.07	-0.07
Imperial County, CA	Ozone	Moderate	50	0.00	0.00	-0.34	-0.34	-0.34	-0.34	-0.34	-0.34	-0.35	-0.35	-0.36
Imperial Valley, CA	PM ₁₀	Serious	70	0.00	0.01	-0.33	-0.33	-0.33	-0.33	-0.33	-0.34	-0.34	-0.34	-0.35
Indian Wells, CA	PM ₁₀	Maintenance	100	0.00	-0.01	-0.04	-0.05	-0.05	-0.05	-0.05	-0.05	-0.06	-0.06	-0.07
Indianapolis, IN	CO	Maintenance	100	0.00	0.31	-7.33	-7.25	-7.26	-7.26	-7.26	-7.28	-7.28	-7.28	-7.28
Indianapolis, IN	Ozone	Maintenance	100	0.00	0.29	-7.34	-7.28	-7.28	-7.28	-7.29	-7.31	-7.31	-7.32	-7.33
Indianapolis, IN	PM _{2.5}	Nonattainment	100	0.00	0.30	-7.34	-7.27	-7.27	-7.27	-7.28	-7.30	-7.30	-7.30	-7.32
Jackson County, IN	Ozone	Maintenance	100	0.00	0.00	-0.21	-0.21	-0.21	-0.21	-0.21	-0.21	-0.21	-0.22	-0.22
Jamestown, NY	Ozone	Former Subpart 1	50	0.00	0.01	-0.26	-0.26	-0.26	-0.26	-0.26	-0.26	-0.26	-0.26	-0.27
Jefferson County, NY	Ozone	Moderate	50	0.00	0.01	-0.17	-0.17	-0.17	-0.17	-0.17	-0.17	-0.17	-0.17	-0.17
Jefferson County, OH	PM ₁₀	Maintenance	100	0.00	0.00	-0.01	-0.01	-0.01	-0.01	-0.01	-0.01	-0.01	-0.01	-0.02
Johnson City-Kingsport-Bristol, TN	Ozone	Former Subpart 1	50	0.00	0.01	-0.38	-0.38	-0.38	-0.38	-0.38	-0.39	-0.39	-0.39	-0.40
Johnstown, PA	Ozone	Maintenance	100	0.00	0.00	-0.22	-0.22	-0.23	-0.23	-0.23	-0.23	-0.23	-0.23	-0.24
Johnstown, PA	PM _{2.5}	Nonattainment	100	0.00	0.00	-0.22	-0.22	-0.23	-0.23	-0.23	-0.23	-0.23	-0.23	-0.24
Juneau, AK	PM ₁₀	Moderate	100	0.00	0.00	-0.01	-0.01	-0.01	-0.01	-0.01	-0.01	-0.01	-0.01	-0.02
Kalamazoo-Battle Creek, MI	Ozone	Maintenance	100	0.00	0.04	-1.18	-1.17	-1.17	-1.17	-1.17	-1.18	-1.18	-1.18	-1.19
Kalispell, MT	PM ₁₀	Moderate	100	0.00	0.00	-0.05	-0.05	-0.05	-0.05	-0.05	-0.06	-0.06	-0.06	-0.06
Kent and Queen Annes Counties, MD	Ozone	Maintenance	100	0.00	0.00	-0.12	-0.13	-0.13	-0.13	-0.13	-0.13	-0.13	-0.13	-0.13
Kent, WA	PM ₁₀	Maintenance	100	0.00	-0.02	-0.05	-0.07	-0.07	-0.07	-0.07	-0.07	-0.07	-0.08	-0.10
Kern County (Eastern Kern), CA	Ozone	Former Subpart 1	50	0.00	-0.03	-0.12	-0.14	-0.15	-0.15	-0.15	-0.16	-0.16	-0.17	-0.20
Kewaunee County, WI	Ozone	Maintenance	100	0.00	0.00	-0.05	-0.05	-0.05	-0.05	-0.05	-0.06	-0.06	-0.06	-0.06
King County, WA	PM ₁₀	Maintenance	100	0.00	-0.02	-0.03	-0.04	-0.05	-0.05	-0.05	-0.05	-0.05	-0.06	-0.07
Klamath Falls, OR	CO	Maintenance	100	0.00	0.00	-0.12	-0.12	-0.12	-0.12	-0.12	-0.12	-0.12	-0.12	-0.13
Klamath Falls, OR	PM ₁₀	Maintenance	100	0.00	0.00	-0.12	-0.12	-0.12	-0.12	-0.12	-0.12	-0.12	-0.12	-0.13
Knoxville, TN	Ozone	Former Subpart 1	50	0.00	0.19	-4.80	-4.76	-4.77	-4.77	-4.77	-4.79	-4.79	-4.79	-4.81
Knoxville, TN	PM _{2.5}	Nonattainment	100	0.00	0.19	-4.80	-4.76	-4.76	-4.77	-4.77	-4.78	-4.78	-4.79	-4.80
La Porte County, IN	SO _x	Maintenance	100	0.00	0.00	-0.10	-0.11	-0.11	-0.11	-0.11	-0.11	-0.11	-0.11	-0.11
LaGrande, OR	PM ₁₀	Maintenance	100	0.00	0.00	-0.02	-0.02	-0.02	-0.02	-0.02	-0.02	-0.02	-0.02	-0.02

Table D1-9 Emission Changes <u>a/</u> by Nonattainment Area with Alternative Standards for HD Vehicles Benzene 2050														
Nonattainment Area	Pollutant	Status <u>c/</u>	General Conformity Threshold <u>d/</u>	Emissions Changes for Proposed Alternatives (tons/year)										
				Alt. 1	Alt. 2	Alt. 3	Alt. 4	Alt. 6A	Alt. 5	Alt. 6 <u>b/</u>	Alt. 7	Alt. 6B	Alt. 8	
				No Action	Engine Only	Class 8 Tractors	Engines & Classes 7-8 Tractors	15% below Preferred Alternative Stringency	Engines, Classes 7-8 Tractors, & Classes 2b-3	Engines, Tractors, & Classes 2b-8	Engines, Tractors, & Trucks, & Trailers	20% above Preferred Alternative Stringency	Accelerated Hybrid Adoption	
Lake County, IN	SO _x	Maintenance	100	0.00	0.01	-0.50	-0.50	-0.50	-0.50	-0.50	-0.50	-0.50	-0.51	-0.52
Lake County, OH	SO _x	Maintenance	100	0.00	0.00	-0.07	-0.07	-0.07	-0.07	-0.07	-0.07	-0.07	-0.07	-0.07
Lake County, OR	PM ₁₀	Maintenance	100	0.00	0.00	-0.01	-0.01	-0.01	-0.01	-0.01	-0.01	-0.01	-0.01	-0.01
Lake Tahoe North Shore, CA	CO	Maintenance	100	0.00	0.00	-0.03	-0.03	-0.03	-0.03	-0.03	-0.03	-0.03	-0.03	-0.03
Lake Tahoe South Shore, CA	CO	Maintenance	100	0.00	0.00	-0.07	-0.07	-0.07	-0.07	-0.07	-0.07	-0.07	-0.07	-0.07
Lake Tahoe, NV	CO	Maintenance	100	0.00	0.00	-0.01	-0.02	-0.02	-0.02	-0.02	-0.02	-0.02	-0.02	-0.02
Lamar, CO	PM ₁₀	Maintenance	100	0.00	0.00	-0.01	-0.01	-0.01	-0.01	-0.01	-0.01	-0.01	-0.01	-0.01
Lame Deer, MT	PM ₁₀	Moderate	100	0.00	0.00	0.00	0.00	0.00	0.00	0.00	0.00	0.00	0.00	0.00
Lancaster, PA	Ozone	Maintenance	100	0.00	0.06	-1.48	-1.46	-1.47	-1.47	-1.47	-1.47	-1.47	-1.48	-1.48
Lancaster, PA	PM _{2.5}	Nonattainment	100	0.00	0.06	-1.48	-1.46	-1.47	-1.47	-1.47	-1.47	-1.47	-1.48	-1.48
Lane County, OR	PM ₁₀	Moderate	100	0.00	-0.01	-0.01	-0.01	-0.01	-0.01	-0.01	-0.01	-0.01	-0.01	-0.02
Lansing-East Lansing, MI	Ozone	Maintenance	100	0.00	0.04	-1.13	-1.13	-1.13	-1.13	-1.13	-1.13	-1.13	-1.14	-1.14
LaPorte, IN	Ozone	Maintenance	100	0.00	0.01	-0.28	-0.29	-0.29	-0.29	-0.29	-0.29	-0.29	-0.29	-0.30
Las Vegas, NV	CO	Serious	100	0.00	0.02	-0.63	-0.63	-0.63	-0.63	-0.63	-0.63	-0.63	-0.63	-0.63
Las Vegas, NV	Ozone	Former Subpart 1	50	0.00	0.02	-0.63	-0.63	-0.64	-0.64	-0.64	-0.64	-0.64	-0.64	-0.65
Lauderdale County, AL	SO _x	Maintenance	100	0.00	0.00	-0.13	-0.13	-0.13	-0.13	-0.13	-0.13	-0.13	-0.13	-0.14
Laurel Area (Yellowstone County), MT	SO _x	Nonattainment	100	0.00	0.00	0.00	-0.01	-0.01	-0.01	-0.01	-0.01	-0.01	-0.01	-0.01
Libby, MT	PM ₁₀	Moderate	100	0.00	0.00	-0.02	-0.02	-0.02	-0.02	-0.02	-0.02	-0.02	-0.02	-0.02
Libby, MT	PM _{2.5}	Nonattainment	100	0.00	0.00	-0.02	-0.02	-0.02	-0.02	-0.02	-0.02	-0.02	-0.02	-0.02
Liberty-Clairton, PA	PM _{2.5}	Nonattainment	100	0.00	0.00	-0.02	-0.02	-0.02	-0.02	-0.02	-0.02	-0.02	-0.02	-0.03
Lima, OH	Ozone	Maintenance	100	0.00	0.01	-0.23	-0.23	-0.24	-0.24	-0.24	-0.24	-0.24	-0.24	-0.24
Longmont, CO	CO	Maintenance	100	0.00	0.00	-0.12	-0.12	-0.12	-0.12	-0.12	-0.12	-0.12	-0.12	-0.13
Lorain County, OH	SO _x	Maintenance	100	0.00	0.00	-0.08	-0.08	-0.08	-0.08	-0.08	-0.08	-0.08	-0.08	-0.08
Los Angeles South Coast Air Basin, CA	CO	Maintenance	100	0.00	2.45	-57.93	-57.32	-57.35	-57.37	-57.52	-57.51	-57.55	-57.57	-57.57
Los Angeles South Coast Air Basin, CA	NO _x	Maintenance	100	0.00	2.45	-57.93	-57.32	-57.35	-57.37	-57.52	-57.51	-57.55	-57.57	-57.57
Los Angeles South Coast Air Basin, CA	Ozone	Extreme	10	0.00	2.45	-57.93	-57.32	-57.35	-57.37	-57.52	-57.51	-57.55	-57.57	-57.57
Los Angeles South Coast Air Basin, CA	PM ₁₀	Serious	70	0.00	2.45	-57.93	-57.32	-57.35	-57.37	-57.52	-57.51	-57.55	-57.57	-57.57
Los Angeles South Coast Air Basin, CA	PM _{2.5}	Nonattainment	100	0.00	2.45	-57.93	-57.32	-57.35	-57.37	-57.52	-57.51	-57.55	-57.57	-57.57
Los Angeles-San Bernardino Counties (western Mohave), CA	Ozone	Moderate	50	0.00	-0.01	-0.59	-0.61	-0.61	-0.62	-0.62	-0.63	-0.63	-0.63	-0.67
Louisville, KY-IN	Ozone	Maintenance	100	0.00	0.19	-4.61	-4.56	-4.57	-4.57	-4.58	-4.58	-4.58	-4.59	-4.60
Louisville, KY-IN	PM _{2.5}	Nonattainment	100	0.00	0.19	-4.61	-4.56	-4.57	-4.57	-4.58	-4.58	-4.58	-4.59	-4.59
Lowell, MA	CO	Maintenance	100	0.00	0.00	-0.14	-0.14	-0.14	-0.14	-0.14	-0.14	-0.14	-0.14	-0.14
Lucas County, OH	SO _x	Maintenance	100	0.00	0.02	-0.47	-0.46	-0.46	-0.46	-0.47	-0.47	-0.47	-0.47	-0.47
Lyons Township, IL	PM ₁₀	Maintenance	100	0.00	-0.01	-0.13	-0.13	-0.13	-0.14	-0.14	-0.14	-0.14	-0.14	-0.15
Macon, GA	Ozone	Maintenance	100	0.00	0.01	-0.39	-0.39	-0.39	-0.39	-0.39	-0.39	-0.39	-0.40	-0.40
Macon, GA	PM _{2.5}	Nonattainment	100	0.00	0.01	-0.39	-0.39	-0.39	-0.39	-0.39	-0.39	-0.39	-0.40	-0.40
Madison and Page Counties (Shenandoah NP), VA	Ozone	Maintenance	100	0.00	0.00	0.00	-0.01	-0.01	-0.01	-0.01	-0.01	-0.01	-0.01	-0.01
Madison, WI	SO _x	Maintenance	100	0.00	0.02	-0.52	-0.51	-0.51	-0.51	-0.52	-0.52	-0.52	-0.52	-0.52
Mammoth Lake, CA	PM ₁₀	Moderate	100	0.00	0.00	-0.02	-0.02	-0.02	-0.02	-0.02	-0.02	-0.02	-0.02	-0.02
Manchester, NH	CO	Maintenance	100	0.00	0.00	-0.09	-0.09	-0.09	-0.09	-0.09	-0.09	-0.09	-0.09	-0.09
Manitowoc County, WI	Ozone	Former Subpart 1	50	0.00	0.01	-0.27	-0.27	-0.27	-0.27	-0.27	-0.27	-0.27	-0.27	-0.27
Marion County, IN	SO _x	Maintenance	100	0.00	0.01	-0.48	-0.48	-0.48	-0.48	-0.48	-0.48	-0.48	-0.48	-0.49
Mariposa and Tuolumne Counties (Southern Mountain), CA	Ozone	Former Subpart 1	50	0.00	0.00	-0.11	-0.11	-0.11	-0.11	-0.11	-0.11	-0.11	-0.11	-0.11

Table D1-9 Emission Changes <u>a/</u> by Nonattainment Area with Alternative Standards for HD Vehicles Benzene 2050														
Nonattainment Area	Pollutant	Status <u>c/</u>	General Conformity Threshold <u>d/</u>	Emissions Changes for Proposed Alternatives (tons/year)										
				Alt. 1	Alt. 2	Alt. 3	Alt. 4	Alt. 6A	Alt. 5	Alt. 6 <u>b/</u>	Alt. 7	Alt. 6B	Alt. 8	
				No Action	Engine Only	Class 8 Tractors	Engines & Classes 7-8 Tractors	15% below Preferred Alternative Stringency	Engines, Classes 7-8 Tractors, & Classes 2b-3	Engines, Tractors, & Classes 2b-8	Engines, Tractors, & Truck, & Trailers	20% above Preferred Alternative Stringency	Accelerated Hybrid Adoption	
Martinsburg, WV-Hagerstown, MD	PM _{2.5}	Nonattainment	100	0.00	0.01	-0.52	-0.52	-0.52	-0.52	-0.52	-0.52	-0.52	-0.53	-0.53
Mason County, MI	Ozone	Maintenance	100	0.00	0.00	-0.07	-0.07	-0.07	-0.07	-0.07	-0.07	-0.07	-0.07	-0.07
Medford, OR	CO	Maintenance	100	0.00	0.00	-0.12	-0.12	-0.12	-0.12	-0.12	-0.12	-0.12	-0.12	-0.12
Medford-Ashland, OR	PM ₁₀	Maintenance	100	0.00	0.01	-0.28	-0.28	-0.28	-0.28	-0.28	-0.28	-0.28	-0.28	-0.28
Memphis, TN-AR	Ozone	Maintenance	100	0.00	0.06	-1.66	-1.66	-1.66	-1.66	-1.66	-1.67	-1.67	-1.67	-1.68
Memphis, TN	CO	Maintenance	100	0.00	0.05	-1.52	-1.51	-1.52	-1.52	-1.52	-1.52	-1.52	-1.53	-1.54
Miami (Gila County), AZ	SO _x	Maintenance	100	0.00	0.00	-0.04	-0.04	-0.04	-0.04	-0.04	-0.04	-0.04	-0.04	-0.04
Millinocket AQCR 109, ME	SO _x	Maintenance	100	0.00	0.00	-0.01	-0.01	-0.01	-0.01	-0.01	-0.01	-0.01	-0.01	-0.01
Milwaukee, WI	SO _x	Maintenance	100	0.00	0.02	-0.72	-0.71	-0.71	-0.71	-0.71	-0.72	-0.72	-0.72	-0.72
Milwaukee-Racine, WI	Ozone	Moderate	50	0.00	0.12	-3.05	-3.02	-3.02	-3.02	-3.03	-3.03	-3.04	-3.04	-3.05
Minneapolis-St Paul, MN	CO	Maintenance	100	0.00	0.37	-9.31	-9.23	-9.24	-9.24	-9.24	-9.27	-9.27	-9.28	-9.31
Minneapolis-St Paul, MN	SO _x	Maintenance	100	0.00	0.37	-9.31	-9.23	-9.24	-9.24	-9.24	-9.27	-9.27	-9.28	-9.30
Missoula, MT	CO	Maintenance	100	0.00	0.01	-0.21	-0.21	-0.21	-0.21	-0.21	-0.21	-0.21	-0.21	-0.21
Missoula, MT	PM ₁₀	Moderate	100	0.00	0.01	-0.21	-0.21	-0.21	-0.21	-0.21	-0.21	-0.21	-0.21	-0.21
Modesto, CA	CO	Maintenance	100	0.00	0.02	-0.41	-0.41	-0.41	-0.41	-0.41	-0.41	-0.41	-0.41	-0.41
Mohave County, AZ	PM ₁₀	Maintenance	100	0.00	0.00	-0.20	-0.20	-0.20	-0.20	-0.20	-0.20	-0.20	-0.21	-0.21
Mono Basin, CA	PM ₁₀	Moderate	100	0.00	0.00	0.00	0.00	0.00	0.00	0.00	0.00	0.00	0.00	-0.01
Morenci (Greenlee County), AZ	SO _x	Maintenance	100	0.00	0.00	0.00	0.00	0.00	0.00	0.00	0.00	0.00	0.00	0.00
Morristown, NJ	CO	Maintenance	100	0.00	0.00	-0.02	-0.03	-0.03	-0.03	-0.03	-0.03	-0.03	-0.03	-0.03
Muhlenberg County, KY	SO _x	Maintenance	100	0.00	0.00	-0.05	-0.05	-0.06	-0.06	-0.06	-0.06	-0.06	-0.06	-0.06
Muncie, IN	Ozone	Maintenance	100	0.00	0.00	-0.23	-0.23	-0.23	-0.23	-0.23	-0.24	-0.24	-0.24	-0.25
Murray County (Chattahoochee NF), GA	Ozone	Maintenance	100	0.00	0.00	-0.01	-0.01	-0.01	-0.01	-0.01	-0.01	-0.01	-0.01	-0.01
Muscatine County, IA	SO _x	Maintenance	100	0.00	0.00	-0.04	-0.04	-0.04	-0.04	-0.04	-0.04	-0.04	-0.04	-0.04
Muskegon, MI	Ozone	Maintenance	100	0.00	0.01	-0.31	-0.31	-0.31	-0.31	-0.31	-0.31	-0.31	-0.32	-0.32
Nashua, NH	CO	Maintenance	100	0.00	0.00	-0.07	-0.07	-0.07	-0.07	-0.07	-0.07	-0.07	-0.07	-0.08
Nashville, TN	Ozone	Former Subpart 1	50	0.00	0.16	-3.96	-3.93	-3.93	-3.93	-3.93	-3.94	-3.94	-3.95	-3.96
Nevada County (western part), CA	Ozone	Former Subpart 1	50	0.00	0.00	-0.12	-0.12	-0.12	-0.12	-0.12	-0.12	-0.12	-0.12	-0.13
New Haven County, CT	PM ₁₀	Maintenance	100	0.00	0.00	-0.13	-0.13	-0.13	-0.13	-0.13	-0.14	-0.14	-0.14	-0.14
New Haven-Meriden-Waterbury, CT	CO	Maintenance	100	0.00	0.02	-0.62	-0.62	-0.62	-0.62	-0.62	-0.62	-0.62	-0.62	-0.63
New Manchester-Grant Magisterial District (Hancock County), WV	SO _x	Maintenance	100	0.00	0.00	-0.01	-0.01	-0.01	-0.01	-0.01	-0.01	-0.01	-0.01	-0.02
New York County, NY	PM ₁₀	Moderate	100	0.00	-0.10	-0.32	-0.39	-0.41	-0.42	-0.42	-0.43	-0.44	-0.47	-0.57
New York-N. New Jersey-Long Island, NY-NJ-CT	CO	Maintenance	100	0.00	0.43	-15.33	-15.31	-15.36	-15.38	-15.38	-15.45	-15.46	-15.52	-15.72
New York-N. New Jersey-Long Island, NY-NJ-CT	PM _{2.5}	Nonattainment	100	0.00	0.42	-15.34	-15.33	-15.38	-15.40	-15.40	-15.47	-15.48	-15.55	-15.76
New York-northern New Jersey-Long Island, NY-NJ-CT	Ozone	Moderate	50	0.00	0.21	-10.40	-10.44	-10.49	-10.51	-10.51	-10.57	-10.58	-10.65	-10.86
Nogales, AZ	PM ₁₀	Moderate	100	0.00	0.00	-0.07	-0.06	-0.06	-0.06	-0.06	-0.07	-0.07	-0.07	-0.07
Norfolk-Virginia Beach-Newport News, VA	Ozone	Maintenance	100	0.00	0.03	-0.91	-0.90	-0.91	-0.91	-0.91	-0.91	-0.91	-0.91	-0.92
Ogden, UT	CO	Maintenance	100	0.00	0.00	-0.10	-0.10	-0.10	-0.10	-0.10	-0.10	-0.10	-0.10	-0.10
Ogden, UT	PM ₁₀	Moderate	100	0.00	0.00	-0.10	-0.10	-0.10	-0.10	-0.10	-0.10	-0.10	-0.10	-0.10
Oglesby, IL	PM ₁₀	Maintenance	100	0.00	0.00	0.00	0.00	0.00	0.00	0.00	0.00	0.00	0.00	-0.01
Olmsted County, MN	PM ₁₀	Maintenance	100	0.00	0.00	-0.03	-0.03	-0.03	-0.03	-0.03	-0.03	-0.03	-0.03	-0.03
Olympia, Tumwater, Lacey, WA	PM ₁₀	Maintenance	100	0.00	0.01	-0.17	-0.16	-0.17	-0.17	-0.17	-0.17	-0.17	-0.17	-0.17
Owens Valley, CA	PM ₁₀	Serious	70	0.00	0.00	-0.01	-0.01	-0.01	-0.01	-0.01	-0.01	-0.01	-0.02	-0.02
Pagosa Springs, CO	PM ₁₀	Maintenance	100	0.00	0.00	0.00	0.00	0.00	0.00	0.00	0.00	0.00	0.00	0.00

Table D1-9 Emission Changes μ / by Nonattainment Area with Alternative Standards for HD Vehicles Benzene 2050														
Nonattainment Area	Pollutant	Status c /	General Conformity Threshold d /	Emissions Changes for Proposed Alternatives (tons/year)										
				Alt. 1	Alt. 2	Alt. 3	Alt. 4	Alt. 6A	Alt. 5	Alt. 6 b /	Alt. 7	Alt. 6B	Alt. 8	
				No Action	Engine Only	Class 8 Tractors	Engines & Classes 7-8 Tractors	15% below Preferred Alternative Stringency	Engines, Classes 7-8 Tractors, & Classes 2b-3	Engines, Tractors, & Classes 2b-8	Engines, Tractors, & Truckers, Trailers	20% above Preferred Alternative Stringency	Accelerated Hybrid Adoption	
Parkersburg-Marietta, WV-OH	Ozone	Maintenance	100	0.00	0.02	-0.64	-0.63	-0.64	-0.64	-0.64	-0.64	-0.64	-0.64	-0.64
Parkersburg-Marietta, WV-OH	PM _{2.5}	Nonattainment	100	0.00	0.02	-0.64	-0.63	-0.64	-0.64	-0.64	-0.64	-0.64	-0.64	-0.64
Payson, AZ	PM ₁₀	Maintenance	100	0.00	0.00	-0.02	-0.02	-0.02	-0.02	-0.02	-0.02	-0.02	-0.02	-0.02
Penns Grove, NJ	CO	Maintenance	100	0.00	0.00	0.00	0.00	0.00	0.00	0.00	0.00	0.00	0.00	0.00
Peoria, IL	SO _x	Maintenance	100	0.00	0.01	-0.19	-0.19	-0.19	-0.19	-0.19	-0.19	-0.19	-0.19	-0.19
Perth Amboy, NJ	CO	Maintenance	100	0.00	0.00	-0.09	-0.09	-0.09	-0.09	-0.09	-0.09	-0.09	-0.09	-0.09
Philadelphia-Camden County, PA-NJ	CO	Maintenance	100	0.00	0.02	-0.49	-0.49	-0.49	-0.49	-0.49	-0.49	-0.49	-0.49	-0.50
Phildelphia-Wilmington, PA-NY-DE	PM _{2.5}	Nonattainment	100	0.00	0.20	-5.33	-5.29	-5.30	-5.30	-5.32	-5.32	-5.32	-5.33	-5.36
Phildelphia-Wilmington-Atlantic City, PA-NY-MD-DE	Ozone	Moderate	50	0.00	0.27	-7.19	-7.13	-7.14	-7.14	-7.17	-7.17	-7.17	-7.18	-7.21
Phoenix, AZ	CO	Maintenance	100	0.00	0.52	-12.34	-12.21	-12.22	-12.22	-12.25	-12.25	-12.25	-12.26	-12.26
Phoenix, AZ	PM ₁₀	Serious	70	0.00	0.52	-12.34	-12.21	-12.22	-12.22	-12.25	-12.25	-12.25	-12.26	-12.26
Phoenix-Mesa, AZ	Ozone	Former Subpart 1	50	0.00	0.26	-6.29	-6.23	-6.23	-6.23	-6.25	-6.25	-6.25	-6.26	-6.26
Pierce County, WA	PM ₁₀	Maintenance	100	0.00	0.00	-0.02	-0.02	-0.02	-0.02	-0.02	-0.02	-0.02	-0.03	-0.03
Pinehurst, ID	PM ₁₀	Moderate	100	0.00	0.00	0.00	0.00	0.00	0.00	0.00	0.00	0.00	0.00	0.00
Pittsburgh, PA	CO	Maintenance	100	0.00	0.00	-0.03	-0.04	-0.04	-0.04	-0.04	-0.04	-0.04	-0.04	-0.05
Pittsburgh-Beaver Valley, PA	Ozone	Former Subpart 1	50	0.00	0.19	-4.95	-4.91	-4.92	-4.92	-4.93	-4.93	-4.93	-4.94	-4.96
Pittsburgh-Beaver Valley, PA	PM _{2.5}	Nonattainment	100	0.00	0.19	-4.95	-4.91	-4.91	-4.91	-4.93	-4.93	-4.93	-4.94	-4.95
Polk County, TN	SO _x	Maintenance	100	0.00	0.00	-0.04	-0.04	-0.04	-0.04	-0.04	-0.04	-0.04	-0.05	-0.05
Polson, MT	PM ₁₀	Moderate	100	0.00	0.00	-0.01	-0.01	-0.01	-0.01	-0.01	-0.01	-0.01	-0.01	-0.01
Portland, ME	Ozone	Maintenance	100	0.00	0.05	-1.11	-1.10	-1.10	-1.10	-1.11	-1.11	-1.11	-1.11	-1.11
Portland, OR	CO	Maintenance	100	0.00	0.05	-1.29	-1.28	-1.29	-1.29	-1.29	-1.29	-1.29	-1.29	-1.30
Portneuf Valley, ID	PM ₁₀	Maintenance	100	0.00	0.00	-0.06	-0.06	-0.06	-0.06	-0.06	-0.06	-0.06	-0.06	-0.06
Poughkeepsie, NY	Ozone	Moderate	50	0.00	0.03	-1.08	-1.08	-1.09	-1.09	-1.09	-1.09	-1.09	-1.10	-1.11
Presque Isle, ME	PM ₁₀	Maintenance	100	0.00	0.00	-0.02	-0.02	-0.02	-0.02	-0.02	-0.02	-0.02	-0.02	-0.02
Providence (entire State), RI	Ozone	Moderate	50	0.00	0.01	-0.48	-0.49	-0.49	-0.49	-0.49	-0.49	-0.49	-0.49	-0.50
Provo, UT	CO	Maintenance	100	0.00	0.00	-0.15	-0.15	-0.15	-0.15	-0.15	-0.15	-0.15	-0.15	-0.15
Raleigh-Durham, NC	CO	Maintenance	100	0.00	0.08	-2.08	-2.06	-2.06	-2.06	-2.07	-2.07	-2.07	-2.07	-2.07
Raleigh-Durham-Chapel Hill, NC	Ozone	Maintenance	100	0.00	0.12	-3.17	-3.14	-3.14	-3.14	-3.15	-3.15	-3.15	-3.16	-3.17
Ramsey County, MN	PM ₁₀	Maintenance	100	0.00	-0.01	-0.01	-0.01	-0.01	-0.01	-0.01	-0.01	-0.01	-0.02	-0.02
Reading, PA	Ozone	Maintenance	100	0.00	0.04	-1.19	-1.19	-1.19	-1.19	-1.19	-1.19	-1.19	-1.20	-1.21
Reading, PA	PM _{2.5}	Nonattainment	100	0.00	0.04	-1.19	-1.19	-1.19	-1.19	-1.19	-1.19	-1.19	-1.20	-1.21
Reno, NV	CO	Maintenance	100	0.00	0.01	-0.20	-0.19	-0.19	-0.19	-0.19	-0.19	-0.19	-0.19	-0.20
Rhineland (Oneida County), WI	SO _x	Maintenance	100	0.00	0.00	0.00	0.00	0.00	0.00	0.00	0.00	0.00	0.00	0.00
Richmond-Petersburg, VA	Ozone	Maintenance	100	0.00	0.03	-0.92	-0.92	-0.92	-0.92	-0.92	-0.92	-0.92	-0.92	-0.93
Rillito, AZ	PM ₁₀	Moderate	100	0.00	0.00	-0.06	-0.06	-0.06	-0.06	-0.06	-0.06	-0.06	-0.07	-0.07
Riverside County (Coachella Valley), CA	Ozone	Severe	25	0.00	0.01	-0.60	-0.60	-0.60	-0.60	-0.61	-0.61	-0.61	-0.61	-0.62
Roanoke, VA	Ozone	Former Subpart 1	50	0.00	0.01	-0.42	-0.42	-0.42	-0.42	-0.42	-0.42	-0.42	-0.42	-0.43
Rochester (Olmsted County), MN	SO _x	Maintenance	100	0.00	0.00	-0.13	-0.13	-0.13	-0.13	-0.13	-0.13	-0.13	-0.13	-0.13
Rochester, NY	Ozone	Former Subpart 1	50	0.00	0.04	-1.04	-1.04	-1.04	-1.04	-1.04	-1.04	-1.05	-1.05	-1.06
Rocky Mount, NC	Ozone	Maintenance	100	0.00	0.01	-0.30	-0.30	-0.30	-0.30	-0.31	-0.31	-0.31	-0.31	-0.31
Rome, GA	PM _{2.5}	Nonattainment	100	0.00	0.00	-0.14	-0.14	-0.14	-0.14	-0.15	-0.15	-0.15	-0.15	-0.15
Ronan, MT	PM ₁₀	Moderate	100	0.00	0.00	0.00	0.00	0.00	0.00	0.00	0.00	0.00	0.00	0.00
Rothschild, Rib Mountain, Weston (Marathon County), WI	SO _x	Maintenance	100	0.00	0.00	-0.01	-0.01	-0.01	-0.01	-0.01	-0.01	-0.01	-0.01	-0.01

Table D1-9 Emission Changes μ / by Nonattainment Area with Alternative Standards for HD Vehicles Benzene 2050														
Nonattainment Area	Pollutant	Status c/	General Conformity Threshold d/	Emissions Changes for Proposed Alternatives (tons/year)										
				Alt. 1	Alt. 2	Alt. 3	Alt. 4	Alt. 6A	Alt. 5	Alt. 6 b/	Alt. 7	Alt. 6B	Alt. 8	
				No Action	Engine Only	Class 8 Tractors	Engines & Classes 7-8 Tractors	15% below Preferred Alternative Stringency	Engines, Classes 7-8 Tractors, & Classes 2b-3	Engines, Tractors, & Classes 2b-8	Engines, Tractors, & Truck, & Trailers	20% above Preferred Alternative Stringency	Accelerated Hybrid Adoption	
Sacramento County, CA	PM ₁₀	Moderate	100	0.00	0.06	-1.72	-1.71	-1.71	-1.71	-1.71	-1.72	-1.72	-1.72	-1.74
Sacramento Metro, CA	Ozone	Severe	25	0.00	0.11	-3.04	-3.02	-3.03	-3.03	-3.03	-3.04	-3.04	-3.04	-3.06
Sacramento, CA	CO	Maintenance	100	0.00	0.07	-1.82	-1.81	-1.81	-1.81	-1.81	-1.82	-1.82	-1.82	-1.82
Salem, OR	CO	Maintenance	100	0.00	0.00	-0.15	-0.15	-0.15	-0.15	-0.15	-0.16	-0.16	-0.16	-0.16
Salt Lake City, UT	CO	Maintenance	100	0.00	0.00	-0.19	-0.19	-0.19	-0.19	-0.19	-0.19	-0.19	-0.19	-0.19
Salt Lake County, UT	PM ₁₀	Moderate	100	0.00	0.07	-1.75	-1.74	-1.74	-1.74	-1.74	-1.75	-1.75	-1.75	-1.76
Salt Lake County, UT	SO _x	Nonattainment	100	0.00	0.07	-1.75	-1.74	-1.74	-1.74	-1.74	-1.75	-1.75	-1.75	-1.76
San Antonio, TX	Ozone	Former Subpart 1	50	0.00	0.08	-2.45	-2.44	-2.45	-2.45	-2.45	-2.46	-2.46	-2.47	-2.50
San Bernardino County, CA	PM ₁₀	Moderate	100	0.00	-0.02	-0.40	-0.42	-0.43	-0.44	-0.44	-0.44	-0.44	-0.45	-0.49
San Diego, CA	CO	Maintenance	100	0.00	0.26	-6.32	-6.27	-6.27	-6.27	-6.27	-6.29	-6.29	-6.30	-6.31
San Diego, CA	Ozone	Former Subpart 1	50	0.00	0.26	-6.33	-6.27	-6.27	-6.28	-6.29	-6.29	-6.29	-6.30	-6.31
San Francisco Bay Area, CA	Ozone	Marginal	50	0.00	0.18	-4.77	-4.74	-4.75	-4.75	-4.76	-4.76	-4.76	-4.77	-4.80
San Francisco-Oakland-San Jose, CA	CO	Maintenance	100	0.00	0.23	-5.72	-5.67	-5.68	-5.68	-5.70	-5.70	-5.70	-5.70	-5.72
San Joaquin Valley, CA	Ozone	Extreme	10	0.00	0.70	-17.54	-17.38	-17.40	-17.41	-17.46	-17.46	-17.46	-17.48	-17.53
San Joaquin Valley, CA	PM ₁₀	Maintenance	100	0.00	0.70	-17.54	-17.38	-17.40	-17.41	-17.46	-17.46	-17.46	-17.48	-17.53
San Joaquin Valley, CA	PM _{2.5}	Nonattainment	100	0.00	0.70	-17.54	-17.38	-17.40	-17.41	-17.46	-17.46	-17.46	-17.48	-17.53
San Manuel (Pinal County), AZ	SO _x	Maintenance	100	0.00	0.00	-0.06	-0.06	-0.06	-0.06	-0.06	-0.06	-0.06	-0.06	-0.07
Sanders County (part);Thompson Falls and vicinity, MT	PM ₁₀	Moderate	100	0.00	0.00	0.00	0.00	0.00	0.00	0.00	0.00	0.00	0.00	0.00
Scranton-Wilkes Barre, PA	Ozone	Maintenance	100	0.00	0.05	-1.28	-1.27	-1.27	-1.27	-1.27	-1.27	-1.27	-1.28	-1.28
Seattle-Tacoma, WA	CO	Maintenance	100	0.00	0.16	-4.36	-4.33	-4.33	-4.34	-4.35	-4.35	-4.35	-4.36	-4.39
Sheboygan, WI	Ozone	Moderate	50	0.00	0.01	-0.28	-0.28	-0.28	-0.28	-0.28	-0.28	-0.28	-0.28	-0.29
Sheridan, WY	PM ₁₀	Moderate	100	0.00	0.00	-0.03	-0.03	-0.03	-0.03	-0.03	-0.03	-0.03	-0.04	-0.04
Shoshone County, ID	PM ₁₀	Moderate	100	0.00	0.00	0.00	0.00	0.00	0.00	0.00	0.00	0.00	0.00	0.00
Somerville, NJ	CO	Maintenance	100	0.00	0.00	-0.01	-0.01	-0.01	-0.01	-0.01	-0.01	-0.01	-0.01	-0.01
South Bend-Elkhart, IN	Ozone	Maintenance	100	0.00	0.02	-0.81	-0.81	-0.81	-0.81	-0.81	-0.81	-0.81	-0.82	-0.83
Southeast Chicago, IL	PM ₁₀	Maintenance	100	0.00	0.00	-0.28	-0.28	-0.29	-0.29	-0.29	-0.29	-0.29	-0.29	-0.30
Spokane County, WA	PM ₁₀	Maintenance	100	0.00	0.01	-0.43	-0.43	-0.43	-0.43	-0.43	-0.43	-0.43	-0.43	-0.44
Spokane, WA	CO	Maintenance	100	0.00	0.01	-0.43	-0.42	-0.42	-0.42	-0.43	-0.43	-0.43	-0.43	-0.43
Springfield (western MA), MA	Ozone	Moderate	50	0.00	0.05	-1.33	-1.33	-1.33	-1.33	-1.33	-1.34	-1.34	-1.34	-1.35
Springfield, MA	CO	Maintenance	100	0.00	0.01	-0.20	-0.20	-0.20	-0.20	-0.20	-0.20	-0.20	-0.20	-0.20
St Louis, MO	CO	Maintenance	100	0.00	0.06	-1.61	-1.60	-1.60	-1.60	-1.60	-1.61	-1.61	-1.61	-1.62
St Louis, MO-IL	Ozone	Moderate	50	0.00	0.22	-5.70	-5.65	-5.65	-5.66	-5.67	-5.67	-5.67	-5.68	-5.70
St. Louis, MO-IL	PM _{2.5}	Nonattainment	100	0.00	0.22	-5.66	-5.61	-5.62	-5.62	-5.64	-5.64	-5.64	-5.64	-5.66
State College, PA	Ozone	Maintenance	100	0.00	0.02	-0.45	-0.44	-0.44	-0.44	-0.44	-0.45	-0.45	-0.45	-0.45
Steamboat Springs, CO	PM ₁₀	Maintenance	100	0.00	0.00	-0.03	-0.03	-0.03	-0.03	-0.03	-0.03	-0.03	-0.03	-0.03
Steubenville & Mingo Junction, OH	SO _x	Maintenance	100	0.00	0.00	-0.07	-0.07	-0.07	-0.07	-0.07	-0.07	-0.07	-0.07	-0.07
Steubenville-Weirton, OH-WV	Ozone	Maintenance	100	0.00	0.00	-0.27	-0.27	-0.28	-0.28	-0.28	-0.28	-0.28	-0.28	-0.29
Steubenville-Weirton, OH-WV	PM _{2.5}	Nonattainment	100	0.00	0.00	-0.27	-0.27	-0.28	-0.28	-0.28	-0.28	-0.28	-0.28	-0.29
Stockton, CA	CO	Maintenance	100	0.00	0.02	-0.57	-0.57	-0.57	-0.57	-0.57	-0.57	-0.57	-0.57	-0.57
Sutter County (Sutter Buttes), CA	Ozone	Former Subpart 1	50	0.00	0.00	0.00	0.00	0.00	0.00	0.00	0.00	0.00	0.00	0.00
Syracuse, NY	CO	Maintenance	100	0.00	0.01	-0.42	-0.42	-0.42	-0.42	-0.42	-0.42	-0.42	-0.42	-0.43
Telluride, CO	PM ₁₀	Maintenance	100	0.00	0.00	0.00	0.00	0.00	0.00	0.00	0.00	0.00	0.00	0.00
Terre Haute, IN	Ozone	Maintenance	100	0.00	0.00	-0.21	-0.21	-0.22	-0.22	-0.22	-0.22	-0.22	-0.22	-0.22

Table D1-9
Emission Changes ^{a/} by Nonattainment Area with Alternative Standards for HD Vehicles
Benzene 2050

Nonattainment Area	Pollutant	Status ^{c/}	General Conformity Threshold ^{d/}	Emissions Changes for Proposed Alternatives (tons/year)										
				Alt. 1	Alt. 2	Alt. 3	Alt. 4	Alt. 6A	Alt. 5	Alt. 6 ^{b/}	Alt. 7	Alt. 6B	Alt. 8	
				No Action	Engine Only	Class 8 Tractors	Engines & Classes 7-8 Tractors	15% below Preferred Alternative Stringency	Engines, Classes 7-8 Tractors, & Classes 2b-3	Engines, Tractors, & Classes 2b-8	Engines, Tractors, & Trailers	20% above Preferred Alternative Stringency	Accelerated Hybrid Adoption	
Tioga County, PA	Ozone	Maintenance	100	0.00	0.00	-0.10	-0.10	-0.10	-0.10	-0.10	-0.10	-0.10	-0.10	-0.10
Toledo, OH	Ozone	Maintenance	100	0.00	0.03	-1.04	-1.03	-1.04	-1.04	-1.04	-1.04	-1.04	-1.05	-1.06
Toms River, NJ	CO	Maintenance	100	0.00	0.00	-0.05	-0.05	-0.05	-0.05	-0.05	-0.05	-0.05	-0.05	-0.05
Tooele County, UT	SO _x	Nonattainment	100	0.00	-0.01	-0.16	-0.16	-0.17	-0.17	-0.17	-0.17	-0.17	-0.17	-0.18
Trenton, NJ	CO	Maintenance	100	0.00	0.00	-0.13	-0.13	-0.13	-0.13	-0.13	-0.13	-0.13	-0.13	-0.13
Trona, CA	PM ₁₀	Moderate	100	0.00	-0.01	-0.01	-0.02	-0.02	-0.02	-0.02	-0.02	-0.02	-0.02	-0.03
Tucson, AZ	CO	Maintenance	100	0.00	0.04	-1.06	-1.05	-1.05	-1.05	-1.05	-1.05	-1.05	-1.05	-1.06
Utah County, UT	PM ₁₀	Moderate	100	0.00	0.01	-0.43	-0.43	-0.43	-0.43	-0.43	-0.43	-0.43	-0.44	-0.45
Vancouver, WA	CO	Maintenance	100	0.00	0.01	-0.49	-0.49	-0.49	-0.49	-0.49	-0.50	-0.50	-0.50	-0.51
Ventura County, CA	Ozone	Serious	50	0.00	0.00	-0.68	-0.70	-0.70	-0.70	-0.71	-0.71	-0.71	-0.72	-0.75
Vermillion County, IN	PM ₁₀	Maintenance	100	0.00	0.00	-0.02	-0.02	-0.02	-0.02	-0.02	-0.02	-0.02	-0.02	-0.03
Vigo County, IN	SO _x	Maintenance	100	0.00	0.00	-0.21	-0.21	-0.22	-0.22	-0.22	-0.22	-0.22	-0.22	-0.22
Wallula, WA	PM ₁₀	Maintenance	100	0.00	0.00	0.00	0.00	0.00	0.00	0.00	0.00	0.00	0.00	0.00
Waltham, MA	CO	Maintenance	100	0.00	0.00	-0.06	-0.06	-0.07	-0.07	-0.07	-0.07	-0.07	-0.07	-0.07
Warren County, NJ	SO _x	Maintenance	100	0.00	0.00	-0.07	-0.07	-0.07	-0.07	-0.07	-0.07	-0.07	-0.07	-0.07
Warren County, PA	SO _x	Nonattainment	100	0.00	0.00	-0.02	-0.02	-0.02	-0.02	-0.02	-0.02	-0.02	-0.02	-0.02
Washington County (Hagerstown), MD	Ozone	Former Subpart 1	50	0.00	0.00	-0.21	-0.22	-0.22	-0.22	-0.22	-0.22	-0.22	-0.22	-0.23
Washington, DC-MD-VA	CO	Maintenance	100	0.00	0.37	-8.73	-8.64	-8.64	-8.64	-8.66	-8.66	-8.66	-8.67	-8.67
Washington, DC-MD-VA	Ozone	Moderate	50	0.00	0.36	-8.74	-8.65	-8.66	-8.66	-8.69	-8.69	-8.69	-8.69	-8.71
Washington, DC-MD-VA	PM _{2.5}	Nonattainment	100	0.00	0.36	-8.74	-8.65	-8.66	-8.66	-8.69	-8.69	-8.69	-8.69	-8.71
Washoe County, NV	PM ₁₀	Serious	70	0.00	0.01	-0.20	-0.19	-0.19	-0.19	-0.19	-0.19	-0.19	-0.19	-0.20
Waterford Township (Washington County), OH	SO _x	Maintenance	100	0.00	0.00	-0.01	-0.01	-0.01	-0.01	-0.01	-0.01	-0.01	-0.01	-0.02
Wayne County, IN	SO _x	Maintenance	100	0.00	0.00	-0.14	-0.14	-0.14	-0.14	-0.14	-0.14	-0.14	-0.15	-0.15
Wayne County, MI	PM ₁₀	Maintenance	100	0.00	0.00	-0.25	-0.25	-0.26	-0.26	-0.26	-0.26	-0.26	-0.26	-0.27
Weirton, WV	PM ₁₀	Maintenance	100	0.00	0.00	-0.02	-0.02	-0.02	-0.02	-0.02	-0.02	-0.03	-0.03	-0.03
Weirton, WV	SO _x	Maintenance	100	0.00	0.00	-0.02	-0.02	-0.03	-0.03	-0.03	-0.03	-0.03	-0.03	-0.03
Wheeling, WV-OH	Ozone	Maintenance	100	0.00	0.02	-0.65	-0.65	-0.65	-0.65	-0.66	-0.66	-0.66	-0.66	-0.66
Wheeling, WV-OH	PM _{2.5}	Nonattainment	100	0.00	0.02	-0.65	-0.65	-0.65	-0.65	-0.66	-0.66	-0.66	-0.66	-0.66
Winston-Salem, NC	CO	Maintenance	100	0.00	0.02	-0.60	-0.60	-0.60	-0.60	-0.61	-0.61	-0.61	-0.61	-0.61
Worcester, MA	CO	Maintenance	100	0.00	0.01	-0.32	-0.32	-0.32	-0.32	-0.32	-0.32	-0.32	-0.32	-0.32
Yakima County, WA	PM ₁₀	Maintenance	100	0.00	0.00	-0.13	-0.13	-0.13	-0.13	-0.13	-0.13	-0.13	-0.13	-0.14
Yakima, WA	CO	Maintenance	100	0.00	0.00	-0.06	-0.06	-0.07	-0.07	-0.07	-0.07	-0.07	-0.07	-0.07
York, PA	Ozone	Maintenance	100	0.00	0.04	-1.20	-1.20	-1.20	-1.20	-1.20	-1.20	-1.20	-1.21	-1.22
York, PA	PM _{2.5}	Nonattainment	100	0.00	0.04	-1.20	-1.19	-1.20	-1.20	-1.20	-1.20	-1.20	-1.20	-1.21
Youngstown-Warren-Sharon, OH-PA	Ozone	Maintenance	100	0.00	0.04	-1.28	-1.27	-1.27	-1.27	-1.28	-1.28	-1.28	-1.28	-1.29
Yuma, AZ	PM ₁₀	Moderate	100	0.00	0.01	-0.30	-0.30	-0.30	-0.30	-0.30	-0.30	-0.30	-0.30	-0.30

^{a/} Negative emissions changes indicate reductions; positive emissions changes are increases. Values of less than 0.005 tons/year are rounded to zero.

^{b/} Preferred Alternative

^{c/} Pollutants for which the area is designated nonattainment or maintenance as of 2010. Source: 40 CFR 81.

^{d/} Emissions thresholds in tons/year of: CO in CO maintenance and nonattainment areas; VOC or NO_x in ozone maintenance and nonattainment areas; primary PM_{2.5} in PM_{2.5} maintenance and nonattainment areas; primary PM₁₀ in PM₁₀ maintenance and nonattainment areas; and SO₂ in SO₂ maintenance and nonattainment areas. Source: 40 CFR § 93.153. These thresholds are provided for information only; a general conformity determination is not required for the proposed actions. (See section 3.3.1.)

Source: EPA (U.S. Environmental Protection Agency). 2010. The Green Book Nonattainment Areas. Washington, District of Columbia. Last Revised: June 16, 2010. U.S. Environmental Protection Agency. Available: <http://www.epa.gov/oaqps001/greenbk/>. Accessed: August 6, 2010.

Table D1-10 Emission Changes <u>a</u> / by Nonattainment Area with Alternative Standards for HD Vehicles 1,3-Butadiene 2018														
Nonattainment Area	Pollutant	Status <u>c</u> /	General Conformity Threshold <u>d</u> /	Emissions Changes for Proposed Alternatives (tons/year)										
				Alt. 1	Alt. 2	Alt. 3	Alt. 4	Alt. 6A	Alt. 5	Alt. 6 <u>b</u> /	Alt. 7	Alt. 6B	Alt. 8	
				No Action	Engine Only	Class 8 Tractors	Engines & Classes 7-8 Tractors	15% below Preferred Alternative Stringency	Engines, Classes 7-8 Tractors, & Classes 2b-3	Engines, Tractors, & Classes 2b-8	Engines, Tractors, & Truckers, & Trailers	20% above Preferred Alternative Stringency	Accelerated Hybrid Adoption	
Addison Township (Gallia County), OH	SO _x	Maintenance	100	0.00	0.00	0.00	0.00	0.00	0.00	0.00	0.00	0.00	0.00	0.00
Ajo (Pima County), AZ	PM ₁₀	Moderate	100	0.00	0.00	0.00	0.00	0.00	0.00	0.00	0.00	0.00	0.00	0.00
Ajo (Pima County), AZ	SO _x	Maintenance	100	0.00	0.00	0.00	0.00	0.00	0.00	0.00	0.00	0.00	0.00	0.00
Albany-Schenectady-Troy, NY	Ozone	Former Subpart 1	50	0.00	0.00	0.00	0.00	0.00	0.00	0.00	0.00	0.00	0.00	0.00
Albuquerque, NM	CO	Maintenance	100	0.00	0.00	0.00	0.00	0.00	0.00	0.00	0.00	0.00	0.00	0.00
Allegan County, MI	Ozone	Former Subpart 1	50	0.00	0.00	0.00	0.00	0.00	0.00	0.00	0.00	0.00	0.00	0.00
Allentown-Bethlehem-Easton, PA	Ozone	Maintenance	100	0.00	0.00	0.00	0.00	0.00	0.00	0.00	0.00	0.00	0.00	0.00
Altoona, PA	Ozone	Maintenance	100	0.00	0.00	0.00	0.00	0.00	0.00	0.00	0.00	0.00	0.00	0.00
Amador and Calveras Counties (Central Mountain), CA	Ozone	Former Subpart 1	50	0.00	0.00	0.00	0.00	0.00	0.00	0.00	0.00	0.00	0.00	0.00
Anchorage, AK	CO	Maintenance	100	0.00	0.00	0.00	0.00	0.00	0.00	0.00	0.00	0.00	0.00	0.00
Anthony, NM	PM ₁₀	Moderate	100	0.00	0.00	0.00	0.00	0.00	0.00	0.00	0.00	0.00	0.00	0.00
Armstrong County, PA	SO _x	Nonattainment	100	0.00	0.00	0.00	0.00	0.00	0.00	0.00	0.00	0.00	0.00	0.00
Aspen, CO	PM ₁₀	Maintenance	100	0.00	0.00	0.00	0.00	0.00	0.00	0.00	0.00	0.00	0.00	0.00
Atlanta, GA	Ozone	Moderate	50	0.00	0.01	-0.02	-0.01	0.00	0.00	0.00	0.00	0.00	0.00	0.00
Atlanta, GA	PM _{2.5}	Nonattainment	100	0.00	0.01	-0.02	-0.01	0.00	0.00	0.00	0.00	0.00	0.00	0.00
Atlantic City, NJ	CO	Maintenance	100	0.00	0.00	0.00	0.00	0.00	0.00	0.00	0.00	0.00	0.00	0.00
Bakersfield, CA	CO	Maintenance	100	0.00	0.00	-0.01	-0.01	-0.01	-0.01	-0.01	-0.01	-0.01	-0.01	-0.01
Baltimore, MD	CO	Maintenance	100	0.00	0.01	-0.01	0.00	0.00	0.00	0.00	0.00	0.00	0.00	0.00
Baltimore, MD	Ozone	Moderate	50	0.00	0.01	-0.01	0.00	0.00	0.00	0.00	0.00	0.00	0.00	0.00
Baltimore, MD	PM _{2.5}	Nonattainment	100	0.00	0.01	-0.01	0.00	0.00	0.00	0.00	0.00	0.00	0.00	0.00
Baton Rouge, LA	Ozone	Moderate	50	0.00	-0.06	-0.12	-0.11	-0.11	-0.11	-0.11	-0.11	-0.11	-0.11	-0.17
Beaumont-Port Arthur, TX	Ozone	Moderate	50	0.00	-0.19	-0.38	-0.38	-0.38	-0.38	-0.38	-0.38	-0.38	-0.38	-0.57
Benton County, TN	SO _x	Maintenance	100	0.00	0.00	0.00	0.00	0.00	0.00	0.00	0.00	0.00	0.00	0.00
Benton Harbor, MI	Ozone	Maintenance	100	0.00	0.00	0.00	0.00	0.00	0.00	0.00	0.00	0.00	0.00	0.00
Benzie County, MI	Ozone	Maintenance	100	0.00	0.00	0.00	0.00	0.00	0.00	0.00	0.00	0.00	0.00	0.00
Berkeley and Jefferson Counties, WV	Ozone	Maintenance	100	0.00	0.00	0.00	0.00	0.00	0.00	0.00	0.00	0.00	0.00	0.00
Billings, MT	CO	Maintenance	100	0.00	0.00	0.00	0.00	0.00	0.00	0.00	0.00	0.00	0.00	0.00
Birmingham, AL	Ozone	Maintenance	100	0.00	0.00	0.00	0.00	0.00	0.00	0.00	0.00	0.00	0.00	0.00
Birmingham, AL	PM _{2.5}	Nonattainment	100	0.00	0.00	0.00	0.00	0.00	0.00	0.00	0.00	0.00	0.00	0.00
Boise-Northern Ada County, ID	CO	Maintenance	100	0.00	0.00	0.00	0.00	0.00	0.00	0.00	0.00	0.00	0.00	0.00
Boise-Northern Ada County, ID	PM ₁₀	Maintenance	100	0.00	0.00	0.00	0.00	0.00	0.00	0.00	0.00	0.00	0.00	0.00
Bonner County (Sandpoint), ID	PM ₁₀	Moderate	100	0.00	0.00	0.00	0.00	0.00	0.00	0.00	0.00	0.00	0.00	0.00
Boston, MA	CO	Maintenance	100	0.00	0.00	0.00	0.00	0.00	0.00	0.00	0.00	0.00	0.00	0.00
Boston-Lawrence-Worcester (eastern MA), MA	Ozone	Moderate	50	0.00	0.01	-0.01	0.00	0.00	0.00	0.00	0.00	0.00	0.00	0.00
Boston-Manchester-Portsmouth (southeast NH), NH	Ozone	Moderate	50	0.00	0.00	0.00	0.00	0.00	0.00	0.00	0.00	0.00	0.00	0.00
Boyd County (part), KY	SO _x	Maintenance	100	0.00	0.00	0.00	0.00	0.00	0.00	0.00	0.00	0.00	0.00	0.00
Buffalo-Niagara Falls, NY	Ozone	Former Subpart 1	50	0.00	0.00	0.00	0.00	0.00	0.00	0.00	0.00	0.00	0.00	0.00
Burlington, NJ	CO	Maintenance	100	0.00	0.00	0.00	0.00	0.00	0.00	0.00	0.00	0.00	0.00	0.00
Butte, MT	PM ₁₀	Moderate	100	0.00	0.00	0.00	0.00	0.00	0.00	0.00	0.00	0.00	0.00	0.00
Canon City, CO	PM ₁₀	Maintenance	100	0.00	0.00	0.00	0.00	0.00	0.00	0.00	0.00	0.00	0.00	0.00
Canton-Massillon, OH	Ozone	Maintenance	100	0.00	0.00	0.00	0.00	0.00	0.00	0.00	0.00	0.00	0.00	0.00
Canton-Massillon, OH	PM _{2.5}	Nonattainment	100	0.00	0.00	0.00	0.00	0.00	0.00	0.00	0.00	0.00	0.00	0.00
Case County, MI	Ozone	Maintenance	100	0.00	0.00	0.00	0.00	0.00	0.00	0.00	0.00	0.00	0.00	0.00

Table D1-10 Emission Changes <u>a</u> / by Nonattainment Area with Alternative Standards for HD Vehicles 1,3-Butadiene 2018														
Nonattainment Area	Pollutant	Status <u>c</u> /	General Conformity Threshold <u>d</u> /	Emissions Changes for Proposed Alternatives (tons/year)										
				Alt. 1	Alt. 2	Alt. 3	Alt. 4	Alt. 6A	Alt. 5	Alt. 6 <u>b</u> /	Alt. 7	Alt. 6B	Alt. 8	
				No Action	Engine Only	Class 8 Tractors	Engines & Classes 7-8 Tractors	15% below Preferred Alternative Stringency	Engines, Classes 7-8 Tractors, & Classes 2b-3	Engines, Tractors, & Classes 2b-8	Engines, Tractors, & Truck, & Trailers	20% above Preferred Alternative Stringency	Accelerated Hybrid Adoption	
Center Township (Morgan County), OH	SO _x	Maintenance	100	0.00	0.00	0.00	0.00	0.00	0.00	0.00	0.00	0.00	0.00	0.00
Central Steptoe Valley (White Pine County), NV	SO _x	Maintenance	100	0.00	0.00	0.00	0.00	0.00	0.00	0.00	0.00	0.00	0.00	0.00
Charleston, WV	Ozone	Maintenance	100	0.00	0.00	0.00	0.00	0.00	0.00	0.00	0.00	0.00	0.00	0.00
Charleston, WV	PM _{2.5}	Nonattainment	100	0.00	0.00	0.00	0.00	0.00	0.00	0.00	0.00	0.00	0.00	0.00
Charlotte, NC	CO	Maintenance	100	0.00	0.00	0.00	0.00	0.00	0.00	0.00	0.00	0.00	0.00	0.00
Charlotte-Gastonia-Rock Hill, NC-SC	Ozone	Moderate	50	0.00	0.00	0.00	0.00	0.00	0.00	0.00	0.00	0.00	0.00	0.00
Chattanooga, TN-GA-AL	PM _{2.5}	Nonattainment	100	0.00	0.00	0.00	0.00	0.00	0.00	0.00	0.00	0.00	0.00	0.00
Chattanooga, TN-GA	Ozone	Former Subpart 1	50	0.00	0.00	0.00	0.00	0.00	0.00	0.00	0.00	0.00	0.00	0.00
Chicago-Gary-Lake County, IL-IN	Ozone	Moderate	50	0.00	0.01	-0.03	-0.01	-0.01	-0.01	-0.01	-0.01	-0.01	-0.01	-0.01
Chicago-Gary-Lake County, IL-IN	PM _{2.5}	Nonattainment	100	0.00	0.01	-0.03	-0.01	-0.01	-0.01	-0.01	-0.01	-0.01	-0.01	-0.01
Chico, CA	CO	Maintenance	100	0.00	0.00	0.00	0.00	0.00	0.00	0.00	0.00	0.00	0.00	0.00
Chico, CA	Ozone	Former Subpart 1	50	0.00	0.00	0.00	0.00	0.00	0.00	0.00	0.00	0.00	0.00	0.00
Cincinnati-Hamilton, OH-KY-IN	Ozone	Former Subpart 1	50	0.00	0.00	-0.01	0.00	0.00	0.00	0.00	0.00	0.00	0.00	0.00
Cincinnati-Hamilton, OH-KY-IN	PM _{2.5}	Nonattainment	100	0.00	0.00	-0.01	0.00	0.00	0.00	0.00	0.00	0.00	0.00	0.00
Clairton & 4 Boroughs, PA	PM ₁₀	Maintenance	100	0.00	0.00	0.00	0.00	0.00	0.00	0.00	0.00	0.00	0.00	0.00
Clark County, NV	PM ₁₀	Serious	70	0.00	0.00	0.00	0.00	0.00	0.00	0.00	0.00	0.00	0.00	0.00
Clarksville-Hopkinsville, TN-KY	Ozone	Maintenance	100	0.00	0.00	0.00	0.00	0.00	0.00	0.00	0.00	0.00	0.00	0.00
Clearfield and Indiana Counties, PA	Ozone	Maintenance	100	0.00	0.00	0.00	0.00	0.00	0.00	0.00	0.00	0.00	0.00	0.00
Cleveland, OH	CO	Maintenance	100	0.00	0.00	0.00	0.00	0.00	0.00	0.00	0.00	0.00	0.00	0.00
Cleveland-Akron-Lorain, OH	Ozone	Maintenance	100	0.00	0.01	-0.01	0.00	0.00	0.00	0.00	0.00	0.00	0.00	0.00
Cleveland-Akron-Lorain, OH	PM _{2.5}	Nonattainment	100	0.00	0.01	-0.01	0.00	0.00	0.00	0.00	0.00	0.00	0.00	0.00
Coachella Valley, CA	PM ₁₀	Serious	70	0.00	0.00	0.00	0.00	0.00	0.00	0.00	0.00	0.00	0.00	0.00
Colbert County, AL	SO _x	Maintenance	100	0.00	0.00	0.00	0.00	0.00	0.00	0.00	0.00	0.00	0.00	0.00
Colorado Springs, CO	CO	Maintenance	100	0.00	0.00	0.00	0.00	0.00	0.00	0.00	0.00	0.00	0.00	0.00
Columbia Falls, MT	PM ₁₀	Moderate	100	0.00	0.00	0.00	0.00	0.00	0.00	0.00	0.00	0.00	0.00	0.00
Columbia, SC	Ozone	Former Subpart 1	50	0.00	0.00	0.00	0.00	0.00	0.00	0.00	0.00	0.00	0.00	0.00
Columbus, OH	Ozone	Maintenance	100	0.00	0.00	-0.01	0.00	0.00	0.00	0.00	0.00	0.00	0.00	0.00
Columbus, OH	PM _{2.5}	Nonattainment	100	0.00	0.00	-0.01	0.00	0.00	0.00	0.00	0.00	0.00	0.00	0.00
Conewango Township (Warren County), PA	SO _x	Maintenance	100	0.00	0.00	0.00	0.00	0.00	0.00	0.00	0.00	0.00	0.00	0.00
Coso Junction, CA	PM ₁₀	Moderate	100	0.00	0.00	0.00	0.00	0.00	0.00	0.00	0.00	0.00	0.00	0.00
Cuyahoga County, OH	PM ₁₀	Maintenance	100	0.00	0.00	0.00	0.00	0.00	0.00	0.00	0.00	0.00	0.00	0.00
Cuyahoga County, OH	SO _x	Maintenance	100	0.00	0.00	0.00	0.00	0.00	0.00	0.00	0.00	0.00	0.00	0.00
Dallas-Fort Worth, TX	Ozone	Moderate	50	0.00	0.01	-0.01	0.00	0.00	0.00	0.00	0.00	0.00	0.00	0.00
Dayton-Springfield, OH	Ozone	Maintenance	100	0.00	0.00	0.00	0.00	0.00	0.00	0.00	0.00	0.00	0.00	0.00
Dayton-Springfield, OH	PM _{2.5}	Nonattainment	100	0.00	0.00	0.00	0.00	0.00	0.00	0.00	0.00	0.00	0.00	0.00
Denver Metro, CO	PM ₁₀	Maintenance	100	0.00	0.00	-0.01	0.00	0.00	0.00	0.00	0.00	0.00	0.00	0.00
Denver-Boulder, CO	CO	Maintenance	100	0.00	0.00	-0.01	0.00	0.00	0.00	0.00	0.00	0.00	0.00	0.00
Denver-Boulder-Greeley-Fort Collins-Loveland, CO	Ozone	Former Subpart 1	50	0.00	0.00	-0.01	0.00	0.00	0.00	0.00	0.00	0.00	0.00	0.00
Detroit, MI	CO	Maintenance	100	0.00	0.00	0.00	0.00	0.00	0.00	0.00	0.00	0.00	0.00	0.00
Detroit-Ann Arbor, MI	Ozone	Maintenance	100	0.00	0.01	-0.02	0.00	0.00	0.00	0.00	0.00	0.00	0.00	0.00
Detroit-Ann Arbor, MI	PM _{2.5}	Nonattainment	100	0.00	0.01	-0.02	0.00	0.00	0.00	0.00	0.00	0.00	0.00	0.00
Door County, WI	Ozone	Former Subpart 1	50	0.00	0.00	0.00	0.00	0.00	0.00	0.00	0.00	0.00	0.00	0.00
Douglas (Cochise County), AZ	PM ₁₀	Moderate	100	0.00	0.00	0.00	0.00	0.00	0.00	0.00	0.00	0.00	0.00	0.00

Table D1-10 Emission Changes <u>a</u> / by Nonattainment Area with Alternative Standards for HD Vehicles 1,3-Butadiene 2018													
Nonattainment Area	Pollutant	Status <u>c</u> /	General Conformity Threshold <u>d</u> /	Emissions Changes for Proposed Alternatives (tons/year)									
				Alt. 1	Alt. 2	Alt. 3	Alt. 4	Alt. 6A	Alt. 5	Alt. 6 <u>b</u> /	Alt. 7	Alt. 6B	Alt. 8
				No Action	Engine Only	Class 8 Tractors	Engines & Classes 7-8 Tractors	15% below Preferred Alternative Stringency	Engines, Classes 7-8 Tractors, & Classes 2b-3	Engines, Tractors, & Classes 2b-8	Engines, Tractors, & Truck, & Trailers	20% above Preferred Alternative Stringency	Accelerated Hybrid Adoption
Douglas (Cochise County), AZ	SO _x	Maintenance	100	0.00	0.00	0.00	0.00	0.00	0.00	0.00	0.00	0.00	0.00
Duluth, MN	CO	Maintenance	100	0.00	0.00	0.00	0.00	0.00	0.00	0.00	0.00	0.00	0.00
Eagle River, AK	PM ₁₀	Moderate	100	0.00	0.00	0.00	0.00	0.00	0.00	0.00	0.00	0.00	0.00
East Chicago, IN	CO	Maintenance	100	0.00	0.00	0.00	0.00	0.00	0.00	0.00	0.00	0.00	0.00
East Chicago, IN	PM ₁₀	Maintenance	100	0.00	0.00	0.00	0.00	0.00	0.00	0.00	0.00	0.00	0.00
East Helena Area (Lewis and Clark County), MT	SO _x	Nonattainment	100	0.00	0.00	0.00	0.00	0.00	0.00	0.00	0.00	0.00	0.00
El Paso County, TX	PM ₁₀	Moderate	100	0.00	0.00	0.00	0.00	0.00	0.00	0.00	0.00	0.00	0.00
El Paso, TX	CO	Maintenance	100	0.00	0.00	0.00	0.00	0.00	0.00	0.00	0.00	0.00	0.00
Erie, PA	Ozone	Maintenance	100	0.00	0.00	0.00	0.00	0.00	0.00	0.00	0.00	0.00	0.00
Essex County (Whiteface Mountain), NY	Ozone	Former Subpart 1	50	0.00	0.00	0.00	0.00	0.00	0.00	0.00	0.00	0.00	0.00
Eugene-Springfield, OR	CO	Maintenance	100	0.00	0.00	0.00	0.00	0.00	0.00	0.00	0.00	0.00	0.00
Eugene-Springfield, OR	PM ₁₀	Moderate	100	0.00	0.00	0.00	0.00	0.00	0.00	0.00	0.00	0.00	0.00
Evansville, IN	Ozone	Maintenance	100	0.00	0.00	0.00	0.00	0.00	0.00	0.00	0.00	0.00	0.00
Evansville, IN	PM _{2.5}	Nonattainment	100	0.00	0.00	0.00	0.00	0.00	0.00	0.00	0.00	0.00	0.00
Fairbanks, AK	CO	Maintenance	100	0.00	0.00	0.00	0.00	0.00	0.00	0.00	0.00	0.00	0.00
Fayetteville, NC	Ozone	Former Subpart 1	50	0.00	0.00	0.00	0.00	0.00	0.00	0.00	0.00	0.00	0.00
Flathead County; Whitefish and vicinity, MT	PM ₁₀	Moderate	100	0.00	0.00	0.00	0.00	0.00	0.00	0.00	0.00	0.00	0.00
Flint, MI	Ozone	Maintenance	100	0.00	0.00	0.00	0.00	0.00	0.00	0.00	0.00	0.00	0.00
Follansbee, WV	PM ₁₀	Maintenance	100	0.00	0.00	0.00	0.00	0.00	0.00	0.00	0.00	0.00	0.00
Fort Collins, CO	CO	Maintenance	100	0.00	0.00	0.00	0.00	0.00	0.00	0.00	0.00	0.00	0.00
Fort Hall Reservation, ID	PM ₁₀	Moderate	100	0.00	0.00	0.00	0.00	0.00	0.00	0.00	0.00	0.00	0.00
Fort Wayne, IN	Ozone	Maintenance	100	0.00	0.00	0.00	0.00	0.00	0.00	0.00	0.00	0.00	0.00
Franklin County, PA	Ozone	Maintenance	100	0.00	0.00	0.00	0.00	0.00	0.00	0.00	0.00	0.00	0.00
Franklin Township (Coshocton County), OH	SO _x	Maintenance	100	0.00	0.00	0.00	0.00	0.00	0.00	0.00	0.00	0.00	0.00
Frederick County, VA	Ozone	Former Subpart 1	50	0.00	0.00	0.00	0.00	0.00	0.00	0.00	0.00	0.00	0.00
Fredericksburg, VA	Ozone	Maintenance	100	0.00	0.00	0.00	0.00	0.00	0.00	0.00	0.00	0.00	0.00
Freehold, NJ	CO	Maintenance	100	0.00	0.00	0.00	0.00	0.00	0.00	0.00	0.00	0.00	0.00
Fresno, CA	CO	Maintenance	100	0.00	0.00	0.00	0.00	0.00	0.00	0.00	0.00	0.00	0.00
Grand Rapids, MI	Ozone	Maintenance	100	0.00	0.00	0.00	0.00	0.00	0.00	0.00	0.00	0.00	0.00
Granite City, Nameoki Townships, IL	PM ₁₀	Maintenance	100	0.00	0.00	0.00	0.00	0.00	0.00	0.00	0.00	0.00	0.00
Grant County, NM	SO _x	Maintenance	100	0.00	0.00	0.00	0.00	0.00	0.00	0.00	0.00	0.00	0.00
Grants Pass, OR	CO	Maintenance	100	0.00	0.00	0.00	0.00	0.00	0.00	0.00	0.00	0.00	0.00
Grants Pass, OR	PM ₁₀	Maintenance	100	0.00	0.00	0.00	0.00	0.00	0.00	0.00	0.00	0.00	0.00
Great Falls, MT	CO	Maintenance	100	0.00	0.00	0.00	0.00	0.00	0.00	0.00	0.00	0.00	0.00
Greater Connecticut, CT	Ozone	Moderate	50	0.00	0.00	0.00	0.00	0.00	0.00	0.00	0.00	0.00	0.00
Greeley, CO	CO	Maintenance	100	0.00	0.00	0.00	0.00	0.00	0.00	0.00	0.00	0.00	0.00
Green Bay, WI	SO _x	Maintenance	100	0.00	0.00	0.00	0.00	0.00	0.00	0.00	0.00	0.00	0.00
Greene County, IN	Ozone	Maintenance	100	0.00	0.00	0.00	0.00	0.00	0.00	0.00	0.00	0.00	0.00
Greene County, PA	Ozone	Maintenance	100	0.00	0.00	0.00	0.00	0.00	0.00	0.00	0.00	0.00	0.00
Greensboro-Winston Salem-High Point, NC	Ozone	Marginal	50	0.00	0.00	0.00	0.00	0.00	0.00	0.00	0.00	0.00	0.00
Greensboro-Winston salem-High Point, NC	PM _{2.5}	Nonattainment	100	0.00	0.00	0.00	0.00	0.00	0.00	0.00	0.00	0.00	0.00
Greenville-Spartanburg-Anderson, SC	Ozone	Former Subpart 1	50	0.00	0.00	0.00	0.00	0.00	0.00	0.00	0.00	0.00	0.00
Groveland Township (Tazewell County), IL	SO _x	Maintenance	100	0.00	0.00	0.00	0.00	0.00	0.00	0.00	0.00	0.00	0.00

Table D1-10 Emission Changes <u>a/</u> by Nonattainment Area with Alternative Standards for HD Vehicles 1,3-Butadiene 2018														
Nonattainment Area	Pollutant	Status <u>c/</u>	General Conformity Threshold <u>d/</u>	Emissions Changes for Proposed Alternatives (tons/year)										
				Alt. 1	Alt. 2	Alt. 3	Alt. 4	Alt. 6A	Alt. 5	Alt. 6 <u>b/</u>	Alt. 7	Alt. 6B	Alt. 8	
				No Action	Engine Only	Class 8 Tractors	Engines & Classes 7-8 Tractors	15% below Preferred Alternative Stringency	Engines, Classes 7-8 Tractors, & Classes 2b-3	Engines, Tractors, & Classes 2b-8	Engines, Tractors, & Truck, & Trailers	20% above Preferred Alternative Stringency	Accelerated Hybrid Adoption	
Hancock-Knox-Lincoln-Waldo Counties, ME	Ozone	Maintenance	100	0.00	0.00	0.00	0.00	0.00	0.00	0.00	0.00	0.00	0.00	0.00
Harrisburg-Lebanon-Carlisle, PA	Ozone	Maintenance	100	0.00	0.00	0.00	0.00	0.00	0.00	0.00	0.00	0.00	0.00	0.00
Harrisburg-Lebanon-Carlisle, PA	PM _{2.5}	Nonattainment	100	0.00	0.00	0.00	0.00	0.00	0.00	0.00	0.00	0.00	0.00	0.00
Hartford-New Britain-Middletown, CT	CO	Maintenance	100	0.00	0.00	0.00	0.00	0.00	0.00	0.00	0.00	0.00	0.00	0.00
Hayden (Pinal County), AZ	SO _x	Nonattainment	100	0.00	0.00	0.00	0.00	0.00	0.00	0.00	0.00	0.00	0.00	0.00
Hayden/Miami, AZ	PM ₁₀	Moderate	100	0.00	0.00	0.00	0.00	0.00	0.00	0.00	0.00	0.00	0.00	0.00
Haywood and Swain Counties (Great Smoky Mountain NP), NC	Ozone	Maintenance	100	0.00	0.00	0.00	0.00	0.00	0.00	0.00	0.00	0.00	0.00	0.00
Hazelwood, PA	SO _x	Maintenance	100	0.00	0.00	0.00	0.00	0.00	0.00	0.00	0.00	0.00	0.00	0.00
Hickory, NC	PM _{2.5}	Nonattainment	100	0.00	0.00	0.00	0.00	0.00	0.00	0.00	0.00	0.00	0.00	0.00
Hickory-Morgantown-Lenoir, NC	Ozone	Former Subpart 1	50	0.00	0.00	0.00	0.00	0.00	0.00	0.00	0.00	0.00	0.00	0.00
Hollis Township, IL	SO _x	Maintenance	100	0.00	0.00	0.00	0.00	0.00	0.00	0.00	0.00	0.00	0.00	0.00
Houston-Galveston-Brazoria, TX	Ozone	Severe	25	0.00	-0.28	-0.58	-0.57	-0.57	-0.57	-0.57	-0.57	-0.57	-0.57	-0.85
Humphreys County, TN	SO _x	Maintenance	100	0.00	0.00	0.00	0.00	0.00	0.00	0.00	0.00	0.00	0.00	0.00
Huntington-Ashland, WV-KY-OH	PM _{2.5}	Nonattainment	100	0.00	0.00	0.00	0.00	0.00	0.00	0.00	0.00	0.00	0.00	0.00
Huntington-Ashland, WV-KY	Ozone	Maintenance	100	0.00	0.00	0.00	0.00	0.00	0.00	0.00	0.00	0.00	0.00	0.00
Huron County, MI	Ozone	Maintenance	100	0.00	0.00	0.00	0.00	0.00	0.00	0.00	0.00	0.00	0.00	0.00
Imperial County, CA	Ozone	Moderate	50	0.00	0.00	0.00	0.00	0.00	0.00	0.00	0.00	0.00	0.00	0.00
Imperial Valley, CA	PM ₁₀	Serious	70	0.00	0.00	0.00	0.00	0.00	0.00	0.00	0.00	0.00	0.00	0.00
Indian Wells, CA	PM ₁₀	Maintenance	100	0.00	0.00	0.00	0.00	0.00	0.00	0.00	0.00	0.00	0.00	0.00
Indianapolis, IN	CO	Maintenance	100	0.00	0.00	-0.01	0.00	0.00	0.00	0.00	0.00	0.00	0.00	0.00
Indianapolis, IN	Ozone	Maintenance	100	0.00	0.00	-0.01	0.00	0.00	0.00	0.00	0.00	0.00	0.00	0.00
Indianapolis, IN	PM _{2.5}	Nonattainment	100	0.00	0.00	-0.01	0.00	0.00	0.00	0.00	0.00	0.00	0.00	0.00
Jackson County, IN	Ozone	Maintenance	100	0.00	0.00	0.00	0.00	0.00	0.00	0.00	0.00	0.00	0.00	0.00
Jamestown, NY	Ozone	Former Subpart 1	50	0.00	0.00	0.00	0.00	0.00	0.00	0.00	0.00	0.00	0.00	0.00
Jefferson County, NY	Ozone	Moderate	50	0.00	0.00	0.00	0.00	0.00	0.00	0.00	0.00	0.00	0.00	0.00
Jefferson County, OH	PM ₁₀	Maintenance	100	0.00	0.00	0.00	0.00	0.00	0.00	0.00	0.00	0.00	0.00	0.00
Johnson City-Kingsport-Bristol, TN	Ozone	Former Subpart 1	50	0.00	0.00	0.00	0.00	0.00	0.00	0.00	0.00	0.00	0.00	0.00
Johnstown, PA	Ozone	Maintenance	100	0.00	0.00	0.00	0.00	0.00	0.00	0.00	0.00	0.00	0.00	0.00
Johnstown, PA	PM _{2.5}	Nonattainment	100	0.00	0.00	0.00	0.00	0.00	0.00	0.00	0.00	0.00	0.00	0.00
Juneau, AK	PM ₁₀	Moderate	100	0.00	0.00	0.00	0.00	0.00	0.00	0.00	0.00	0.00	0.00	0.00
Kalamazoo-Battle Creek, MI	Ozone	Maintenance	100	0.00	0.00	0.00	0.00	0.00	0.00	0.00	0.00	0.00	0.00	0.00
Kalispell, MT	PM ₁₀	Moderate	100	0.00	0.00	0.00	0.00	0.00	0.00	0.00	0.00	0.00	0.00	0.00
Kent and Queen Annes Counties, MD	Ozone	Maintenance	100	0.00	0.00	0.00	0.00	0.00	0.00	0.00	0.00	0.00	0.00	0.00
Kent, WA	PM ₁₀	Maintenance	100	0.00	0.00	0.00	0.00	0.00	0.00	0.00	0.00	0.00	0.00	0.00
Kern County (Eastern Kern), CA	Ozone	Former Subpart 1	50	0.00	0.00	0.00	0.00	0.00	0.00	0.00	0.00	0.00	0.00	0.00
Kewaunee County, WI	Ozone	Maintenance	100	0.00	0.00	0.00	0.00	0.00	0.00	0.00	0.00	0.00	0.00	0.00
King County, WA	PM ₁₀	Maintenance	100	0.00	0.00	0.00	0.00	0.00	0.00	0.00	0.00	0.00	0.00	0.00
Klamath Falls, OR	CO	Maintenance	100	0.00	0.00	0.00	0.00	0.00	0.00	0.00	0.00	0.00	0.00	0.00
Klamath Falls, OR	PM ₁₀	Maintenance	100	0.00	0.00	0.00	0.00	0.00	0.00	0.00	0.00	0.00	0.00	0.00
Knoxville, TN	Ozone	Former Subpart 1	50	0.00	0.00	0.00	0.00	0.00	0.00	0.00	0.00	0.00	0.00	0.00
Knoxville, TN	PM _{2.5}	Nonattainment	100	0.00	0.00	0.00	0.00	0.00	0.00	0.00	0.00	0.00	0.00	0.00
La Porte County, IN	SO _x	Maintenance	100	0.00	0.00	0.00	0.00	0.00	0.00	0.00	0.00	0.00	0.00	0.00
LaGrande, OR	PM ₁₀	Maintenance	100	0.00	0.00	0.00	0.00	0.00	0.00	0.00	0.00	0.00	0.00	0.00

Table D1-10 Emission Changes <u>a</u> / by Nonattainment Area with Alternative Standards for HD Vehicles 1,3-Butadiene 2018													
Nonattainment Area	Pollutant	Status <u>c</u> /	General Conformity Threshold <u>d</u> /	Emissions Changes for Proposed Alternatives (tons/year)									
				Alt. 1	Alt. 2	Alt. 3	Alt. 4	Alt. 6A	Alt. 5	Alt. 6 <u>b</u> /	Alt. 7	Alt. 6B	Alt. 8
				No Action	Engine Only	Class 8 Tractors	Engines & Classes 7-8 Tractors	15% below Preferred Alternative Stringency	Engines, Classes 7-8 Tractors, & Classes 2b-3	Engines, Tractors, & Classes 2b-8	Engines, Tractors, & Truck, & Trailers	20% above Preferred Alternative Stringency	Accelerated Hybrid Adoption
Lake County, IN	SO _x	Maintenance	100	0.00	0.00	0.00	0.00	0.00	0.00	0.00	0.00	0.00	0.00
Lake County, OH	SO _x	Maintenance	100	0.00	0.00	0.00	0.00	0.00	0.00	0.00	0.00	0.00	0.00
Lake County, OR	PM ₁₀	Maintenance	100	0.00	0.00	0.00	0.00	0.00	0.00	0.00	0.00	0.00	0.00
Lake Tahoe North Shore, CA	CO	Maintenance	100	0.00	0.00	0.00	0.00	0.00	0.00	0.00	0.00	0.00	0.00
Lake Tahoe South Shore, CA	CO	Maintenance	100	0.00	0.00	0.00	0.00	0.00	0.00	0.00	0.00	0.00	0.00
Lake Tahoe, NV	CO	Maintenance	100	0.00	0.00	0.00	0.00	0.00	0.00	0.00	0.00	0.00	0.00
Lamar, CO	PM ₁₀	Maintenance	100	0.00	0.00	0.00	0.00	0.00	0.00	0.00	0.00	0.00	0.00
Lame Deer, MT	PM ₁₀	Moderate	100	0.00	0.00	0.00	0.00	0.00	0.00	0.00	0.00	0.00	0.00
Lancaster, PA	Ozone	Maintenance	100	0.00	0.00	0.00	0.00	0.00	0.00	0.00	0.00	0.00	0.00
Lancaster, PA	PM _{2.5}	Nonattainment	100	0.00	0.00	0.00	0.00	0.00	0.00	0.00	0.00	0.00	0.00
Lane County, OR	PM ₁₀	Moderate	100	0.00	0.00	0.00	0.00	0.00	0.00	0.00	0.00	0.00	0.00
Lansing-East Lansing, MI	Ozone	Maintenance	100	0.00	0.00	0.00	0.00	0.00	0.00	0.00	0.00	0.00	0.00
LaPorte, IN	Ozone	Maintenance	100	0.00	0.00	0.00	0.00	0.00	0.00	0.00	0.00	0.00	0.00
Las Vegas, NV	CO	Serious	100	0.00	0.00	-0.01	0.00	0.00	0.00	0.00	0.00	0.00	0.00
Las Vegas, NV	Ozone	Former Subpart 1	50	0.00	0.00	-0.01	0.00	0.00	0.00	0.00	0.00	0.00	0.00
Lauderdale County, AL	SO _x	Maintenance	100	0.00	0.00	0.00	0.00	0.00	0.00	0.00	0.00	0.00	0.00
Laurel Area (Yellowstone County), MT	SO _x	Nonattainment	100	0.00	0.00	0.00	0.00	0.00	0.00	0.00	0.00	0.00	0.00
Libby, MT	PM ₁₀	Moderate	100	0.00	0.00	0.00	0.00	0.00	0.00	0.00	0.00	0.00	0.00
Libby, MT	PM _{2.5}	Nonattainment	100	0.00	0.00	0.00	0.00	0.00	0.00	0.00	0.00	0.00	0.00
Liberty-Clairton, PA	PM _{2.5}	Nonattainment	100	0.00	0.00	0.00	0.00	0.00	0.00	0.00	0.00	0.00	0.00
Lima, OH	Ozone	Maintenance	100	0.00	0.00	0.00	0.00	0.00	0.00	0.00	0.00	0.00	0.00
Longmont, CO	CO	Maintenance	100	0.00	0.00	0.00	0.00	0.00	0.00	0.00	0.00	0.00	0.00
Lorain County, OH	SO _x	Maintenance	100	0.00	0.00	0.00	0.00	0.00	0.00	0.00	0.00	0.00	0.00
Los Angeles South Coast Air Basin, CA	CO	Maintenance	100	0.00	0.08	-0.15	-0.04	-0.02	-0.02	-0.02	-0.02	-0.02	-0.03
Los Angeles South Coast Air Basin, CA	NO _x	Maintenance	100	0.00	0.08	-0.15	-0.04	-0.02	-0.02	-0.02	-0.02	-0.02	-0.03
Los Angeles South Coast Air Basin, CA	Ozone	Extreme	10	0.00	0.08	-0.15	-0.04	-0.02	-0.02	-0.02	-0.02	-0.02	-0.03
Los Angeles South Coast Air Basin, CA	PM ₁₀	Serious	70	0.00	0.08	-0.15	-0.04	-0.02	-0.02	-0.02	-0.02	-0.02	-0.03
Los Angeles South Coast Air Basin, CA	PM _{2.5}	Nonattainment	100	0.00	0.08	-0.15	-0.04	-0.02	-0.02	-0.02	-0.02	-0.02	-0.03
Los Angeles-San Bernardino Counties (western Mohave), CA	Ozone	Moderate	50	0.00	0.00	0.00	0.00	0.00	0.00	0.00	0.00	0.00	0.00
Louisville, KY-IN	Ozone	Maintenance	100	0.00	0.00	0.00	0.00	0.00	0.00	0.00	0.00	0.00	0.00
Louisville, KY-IN	PM _{2.5}	Nonattainment	100	0.00	0.00	0.00	0.00	0.00	0.00	0.00	0.00	0.00	0.00
Lowell, MA	CO	Maintenance	100	0.00	0.00	0.00	0.00	0.00	0.00	0.00	0.00	0.00	0.00
Lucas County, OH	SO _x	Maintenance	100	0.00	0.00	0.00	0.00	0.00	0.00	0.00	0.00	0.00	0.00
Lyons Township, IL	PM ₁₀	Maintenance	100	0.00	0.00	0.00	0.00	0.00	0.00	0.00	0.00	0.00	0.00
Macon, GA	Ozone	Maintenance	100	0.00	0.00	0.00	0.00	0.00	0.00	0.00	0.00	0.00	0.00
Macon, GA	PM _{2.5}	Nonattainment	100	0.00	0.00	0.00	0.00	0.00	0.00	0.00	0.00	0.00	0.00
Madison and Page Counties (Shenandoah NP), VA	Ozone	Maintenance	100	0.00	0.00	0.00	0.00	0.00	0.00	0.00	0.00	0.00	0.00
Madison, WI	SO _x	Maintenance	100	0.00	0.00	0.00	0.00	0.00	0.00	0.00	0.00	0.00	0.00
Mammoth Lake, CA	PM ₁₀	Moderate	100	0.00	0.00	0.00	0.00	0.00	0.00	0.00	0.00	0.00	0.00
Manchester, NH	CO	Maintenance	100	0.00	0.00	0.00	0.00	0.00	0.00	0.00	0.00	0.00	0.00
Manitowoc County, WI	Ozone	Former Subpart 1	50	0.00	0.00	0.00	0.00	0.00	0.00	0.00	0.00	0.00	0.00
Marion County, IN	SO _x	Maintenance	100	0.00	0.00	0.00	0.00	0.00	0.00	0.00	0.00	0.00	0.00
Mariposa and Tuolumne Counties (Southern Mountain), CA	Ozone	Former Subpart 1	50	0.00	0.00	0.00	0.00	0.00	0.00	0.00	0.00	0.00	0.00

Table D1-10 Emission Changes <u>a</u> / by Nonattainment Area with Alternative Standards for HD Vehicles 1,3-Butadiene 2018														
Nonattainment Area	Pollutant	Status <u>c</u> /	General Conformity Threshold <u>d</u> /	Emissions Changes for Proposed Alternatives (tons/year)										
				Alt. 1	Alt. 2	Alt. 3	Alt. 4	Alt. 6A	Alt. 5	Alt. 6 <u>b</u> /	Alt. 7	Alt. 6B	Alt. 8	
				No Action	Engine Only	Class 8 Tractors	Engines & Classes 7-8 Tractors	15% below Preferred Alternative Stringency	Engines, Classes 7-8 Tractors, & Classes 2b-3	Engines, Tractors, & Classes 2b-8	Engines, Tractors, & Truck, & Trailers	20% above Preferred Alternative Stringency	Accelerated Hybrid Adoption	
Martinsburg, WV-Hagerstown, MD	PM _{2.5}	Nonattainment	100	0.00	0.00	0.00	0.00	0.00	0.00	0.00	0.00	0.00	0.00	0.00
Mason County, MI	Ozone	Maintenance	100	0.00	0.00	0.00	0.00	0.00	0.00	0.00	0.00	0.00	0.00	0.00
Medford, OR	CO	Maintenance	100	0.00	0.00	0.00	0.00	0.00	0.00	0.00	0.00	0.00	0.00	0.00
Medford-Ashland, OR	PM ₁₀	Maintenance	100	0.00	0.00	0.00	0.00	0.00	0.00	0.00	0.00	0.00	0.00	0.00
Memphis, TN-AR	Ozone	Maintenance	100	0.00	0.00	0.00	0.00	0.00	0.00	0.00	0.00	0.00	0.00	0.00
Memphis, TN	CO	Maintenance	100	0.00	0.00	0.00	0.00	0.00	0.00	0.00	0.00	0.00	0.00	0.00
Miami (Gila County), AZ	SO _x	Maintenance	100	0.00	0.00	0.00	0.00	0.00	0.00	0.00	0.00	0.00	0.00	0.00
Millinocket AQCR 109, ME	SO _x	Maintenance	100	0.00	0.00	0.00	0.00	0.00	0.00	0.00	0.00	0.00	0.00	0.00
Milwaukee, WI	SO _x	Maintenance	100	0.00	0.00	0.00	0.00	0.00	0.00	0.00	0.00	0.00	0.00	0.00
Milwaukee-Racine, WI	Ozone	Moderate	50	0.00	0.00	0.00	0.00	0.00	0.00	0.00	0.00	0.00	0.00	0.00
Minneapolis-St Paul, MN	CO	Maintenance	100	0.00	0.00	-0.03	-0.02	-0.02	-0.02	-0.02	-0.02	-0.02	-0.02	-0.03
Minneapolis-St Paul, MN	SO _x	Maintenance	100	0.00	0.01	-0.01	0.00	0.00	0.00	0.00	0.00	0.00	0.00	0.00
Missoula, MT	CO	Maintenance	100	0.00	0.00	0.00	0.00	0.00	0.00	0.00	0.00	0.00	0.00	0.00
Missoula, MT	PM ₁₀	Moderate	100	0.00	0.00	0.00	0.00	0.00	0.00	0.00	0.00	0.00	0.00	0.00
Modesto, CA	CO	Maintenance	100	0.00	0.00	0.00	0.00	0.00	0.00	0.00	0.00	0.00	0.00	0.00
Mohave County, AZ	PM ₁₀	Maintenance	100	0.00	0.00	0.00	0.00	0.00	0.00	0.00	0.00	0.00	0.00	0.00
Mono Basin, CA	PM ₁₀	Moderate	100	0.00	0.00	0.00	0.00	0.00	0.00	0.00	0.00	0.00	0.00	0.00
Morenci (Greenlee County), AZ	SO _x	Maintenance	100	0.00	0.00	0.00	0.00	0.00	0.00	0.00	0.00	0.00	0.00	0.00
Morristown, NJ	CO	Maintenance	100	0.00	0.00	0.00	0.00	0.00	0.00	0.00	0.00	0.00	0.00	0.00
Muhlenberg County, KY	SO _x	Maintenance	100	0.00	0.00	0.00	0.00	0.00	0.00	0.00	0.00	0.00	0.00	0.00
Muncie, IN	Ozone	Maintenance	100	0.00	0.00	0.00	0.00	0.00	0.00	0.00	0.00	0.00	0.00	0.00
Murray County (Chattahoochee NF), GA	Ozone	Maintenance	100	0.00	0.00	0.00	0.00	0.00	0.00	0.00	0.00	0.00	0.00	0.00
Muscatine County, IA	SO _x	Maintenance	100	0.00	0.00	0.00	0.00	0.00	0.00	0.00	0.00	0.00	0.00	0.00
Muskegon, MI	Ozone	Maintenance	100	0.00	0.00	0.00	0.00	0.00	0.00	0.00	0.00	0.00	0.00	0.00
Nashua, NH	CO	Maintenance	100	0.00	0.00	0.00	0.00	0.00	0.00	0.00	0.00	0.00	0.00	0.00
Nashville, TN	Ozone	Former Subpart 1	50	0.00	0.00	0.00	0.00	0.00	0.00	0.00	0.00	0.00	0.00	0.00
Nevada County (western part), CA	Ozone	Former Subpart 1	50	0.00	0.00	0.00	0.00	0.00	0.00	0.00	0.00	0.00	0.00	0.00
New Haven County, CT	PM ₁₀	Maintenance	100	0.00	0.00	0.00	0.00	0.00	0.00	0.00	0.00	0.00	0.00	0.00
New Haven-Meriden-Waterbury, CT	CO	Maintenance	100	0.00	0.00	0.00	0.00	0.00	0.00	0.00	0.00	0.00	0.00	0.00
New Manchester-Grant Magisterial District (Hancock County), WV	SO _x	Maintenance	100	0.00	0.00	0.00	0.00	0.00	0.00	0.00	0.00	0.00	0.00	0.00
New York County, NY	PM ₁₀	Moderate	100	0.00	0.00	0.00	0.00	0.00	0.00	0.00	0.00	0.00	0.00	0.00
New York-N. New Jersey-Long Island, NY-NJ-CT	CO	Maintenance	100	0.00	0.02	-0.04	-0.01	0.00	0.00	-0.01	-0.01	-0.01	-0.01	-0.01
New York-N. New Jersey-Long Island, NY-NJ-CT	PM _{2.5}	Nonattainment	100	0.00	0.02	-0.04	-0.01	0.00	0.00	-0.01	-0.01	-0.01	-0.01	-0.01
New York-northern New Jersey-Long Island, NY-NJ-CT	Ozone	Moderate	50	0.00	0.02	-0.03	-0.01	0.00	0.00	0.00	0.00	0.00	0.00	0.00
Nogales, AZ	PM ₁₀	Moderate	100	0.00	0.00	0.00	0.00	0.00	0.00	0.00	0.00	0.00	0.00	0.00
Norfolk-Virginia Beach-Newport News, VA	Ozone	Maintenance	100	0.00	0.00	0.00	0.00	0.00	0.00	0.00	0.00	0.00	0.00	0.00
Ogden, UT	CO	Maintenance	100	0.00	0.00	0.00	0.00	0.00	0.00	0.00	0.00	0.00	0.00	0.00
Ogden, UT	PM ₁₀	Moderate	100	0.00	0.00	0.00	0.00	0.00	0.00	0.00	0.00	0.00	0.00	0.00
Oglesby, IL	PM ₁₀	Maintenance	100	0.00	0.00	0.00	0.00	0.00	0.00	0.00	0.00	0.00	0.00	0.00
Olmsted County, MN	PM ₁₀	Maintenance	100	0.00	0.00	0.00	0.00	0.00	0.00	0.00	0.00	0.00	0.00	0.00
Olympia, Tumwater, Lacey, WA	PM ₁₀	Maintenance	100	0.00	0.00	0.00	0.00	0.00	0.00	0.00	0.00	0.00	0.00	0.00
Owens Valley, CA	PM ₁₀	Serious	70	0.00	0.00	0.00	0.00	0.00	0.00	0.00	0.00	0.00	0.00	0.00
Pagosa Springs, CO	PM ₁₀	Maintenance	100	0.00	0.00	0.00	0.00	0.00	0.00	0.00	0.00	0.00	0.00	0.00

Table D1-10 Emission Changes <u>a</u> / by Nonattainment Area with Alternative Standards for HD Vehicles 1,3-Butadiene 2018													
Nonattainment Area	Pollutant	Status <u>c</u> /	General Conformity Threshold <u>d</u> /	Emissions Changes for Proposed Alternatives (tons/year)									
				Alt. 1	Alt. 2	Alt. 3	Alt. 4	Alt. 6A	Alt. 5	Alt. 6 <u>b</u> /	Alt. 7	Alt. 6B	Alt. 8
				No Action	Engine Only	Class 8 Tractors	Engines & Classes 7-8 Tractors	15% below Preferred Alternative Stringency	Engines, Classes 7-8 Tractors, & Classes 2b-3	Engines, Tractors, & Classes 2b-8	Engines, Tractors, & Truck, & Trailers	20% above Preferred Alternative Stringency	Accelerated Hybrid Adoption
Parkersburg-Marietta, WV-OH	Ozone	Maintenance	100	0.00	0.00	0.00	0.00	0.00	0.00	0.00	0.00	0.00	0.00
Parkersburg-Marietta, WV-OH	PM _{2.5}	Nonattainment	100	0.00	0.00	0.00	0.00	0.00	0.00	0.00	0.00	0.00	0.00
Payson, AZ	PM ₁₀	Maintenance	100	0.00	0.00	0.00	0.00	0.00	0.00	0.00	0.00	0.00	0.00
Penns Grove, NJ	CO	Maintenance	100	0.00	0.00	0.00	0.00	0.00	0.00	0.00	0.00	0.00	0.00
Peoria, IL	SO _x	Maintenance	100	0.00	0.00	0.00	0.00	0.00	0.00	0.00	0.00	0.00	0.00
Perth Amboy, NJ	CO	Maintenance	100	0.00	0.00	0.00	0.00	0.00	0.00	0.00	0.00	0.00	0.00
Philadelphia-Camden County, PA-NJ	CO	Maintenance	100	0.00	0.00	0.00	0.00	0.00	0.00	0.00	0.00	0.00	0.00
Phildelphia-Wilmington, PA-NY-DE	PM _{2.5}	Nonattainment	100	0.00	-0.07	-0.16	-0.15	-0.15	-0.15	-0.15	-0.15	-0.15	-0.22
Phildelphia-Wilmington-Atlantic City, PA-NY-MD-DE	Ozone	Moderate	50	0.00	-0.07	-0.16	-0.15	-0.15	-0.15	-0.15	-0.15	-0.15	-0.22
Phoenix, AZ	CO	Maintenance	100	0.00	0.01	-0.02	0.00	0.00	0.00	0.00	0.00	0.00	0.00
Phoenix, AZ	PM ₁₀	Serious	70	0.00	0.01	-0.02	0.00	0.00	0.00	0.00	0.00	0.00	0.00
Phoenix-Mesa, AZ	Ozone	Former Subpart 1	50	0.00	0.00	-0.01	0.00	0.00	0.00	0.00	0.00	0.00	0.00
Pierce County, WA	PM ₁₀	Maintenance	100	0.00	0.00	0.00	0.00	0.00	0.00	0.00	0.00	0.00	0.00
Pinehurst, ID	PM ₁₀	Moderate	100	0.00	0.00	0.00	0.00	0.00	0.00	0.00	0.00	0.00	0.00
Pittsburgh, PA	CO	Maintenance	100	0.00	0.00	0.00	0.00	0.00	0.00	0.00	0.00	0.00	0.00
Pittsburgh-Beaver Valley, PA	Ozone	Former Subpart 1	50	0.00	0.00	-0.01	0.00	0.00	0.00	0.00	0.00	0.00	0.00
Pittsburgh-Beaver Valley, PA	PM _{2.5}	Nonattainment	100	0.00	0.00	-0.01	0.00	0.00	0.00	0.00	0.00	0.00	0.00
Polk County, TN	SO _x	Maintenance	100	0.00	0.00	0.00	0.00	0.00	0.00	0.00	0.00	0.00	0.00
Polson, MT	PM ₁₀	Moderate	100	0.00	0.00	0.00	0.00	0.00	0.00	0.00	0.00	0.00	0.00
Portland, ME	Ozone	Maintenance	100	0.00	0.00	0.00	0.00	0.00	0.00	0.00	0.00	0.00	0.00
Portland, OR	CO	Maintenance	100	0.00	0.00	0.00	0.00	0.00	0.00	0.00	0.00	0.00	0.00
Portneuf Valley, ID	PM ₁₀	Maintenance	100	0.00	0.00	0.00	0.00	0.00	0.00	0.00	0.00	0.00	0.00
Poughkeepsie, NY	Ozone	Moderate	50	0.00	0.00	0.00	0.00	0.00	0.00	0.00	0.00	0.00	0.00
Presque Isle, ME	PM ₁₀	Maintenance	100	0.00	0.00	0.00	0.00	0.00	0.00	0.00	0.00	0.00	0.00
Providence (entire State), RI	Ozone	Moderate	50	0.00	0.00	0.00	0.00	0.00	0.00	0.00	0.00	0.00	0.00
Provo, UT	CO	Maintenance	100	0.00	0.00	0.00	0.00	0.00	0.00	0.00	0.00	0.00	0.00
Raleigh-Durham, NC	CO	Maintenance	100	0.00	0.00	0.00	0.00	0.00	0.00	0.00	0.00	0.00	0.00
Raleigh-Durham-Chapel Hill, NC	Ozone	Maintenance	100	0.00	0.00	0.00	0.00	0.00	0.00	0.00	0.00	0.00	0.00
Ramsey County, MN	PM ₁₀	Maintenance	100	0.00	0.00	0.00	0.00	0.00	0.00	0.00	0.00	0.00	0.00
Reading, PA	Ozone	Maintenance	100	0.00	0.00	0.00	0.00	0.00	0.00	0.00	0.00	0.00	0.00
Reading, PA	PM _{2.5}	Nonattainment	100	0.00	0.00	0.00	0.00	0.00	0.00	0.00	0.00	0.00	0.00
Reno, NV	CO	Maintenance	100	0.00	0.00	0.00	0.00	0.00	0.00	0.00	0.00	0.00	0.00
Rhineland (Oneida County), WI	SO _x	Maintenance	100	0.00	0.00	0.00	0.00	0.00	0.00	0.00	0.00	0.00	0.00
Richmond-Petersburg, VA	Ozone	Maintenance	100	0.00	0.00	0.00	0.00	0.00	0.00	0.00	0.00	0.00	0.00
Rillito, AZ	PM ₁₀	Moderate	100	0.00	0.00	0.00	0.00	0.00	0.00	0.00	0.00	0.00	0.00
Riverside County (Coachella Valley), CA	Ozone	Severe	25	0.00	0.00	0.00	0.00	0.00	0.00	0.00	0.00	0.00	0.00
Roanoke, VA	Ozone	Former Subpart 1	50	0.00	0.00	0.00	0.00	0.00	0.00	0.00	0.00	0.00	0.00
Rochester (Olmsted County), MN	SO _x	Maintenance	100	0.00	0.00	0.00	0.00	0.00	0.00	0.00	0.00	0.00	0.00
Rochester, NY	Ozone	Former Subpart 1	50	0.00	0.00	0.00	0.00	0.00	0.00	0.00	0.00	0.00	0.00
Rocky Mount, NC	Ozone	Maintenance	100	0.00	0.00	0.00	0.00	0.00	0.00	0.00	0.00	0.00	0.00
Rome, GA	PM _{2.5}	Nonattainment	100	0.00	0.00	0.00	0.00	0.00	0.00	0.00	0.00	0.00	0.00
Ronan, MT	PM ₁₀	Moderate	100	0.00	0.00	0.00	0.00	0.00	0.00	0.00	0.00	0.00	0.00
Rothschild, Rib Mountain, Weston (Marathon County), WI	SO _x	Maintenance	100	0.00	0.00	0.00	0.00	0.00	0.00	0.00	0.00	0.00	0.00

Table D1-10 Emission Changes <u>a/</u> by Nonattainment Area with Alternative Standards for HD Vehicles 1,3-Butadiene 2018													
Nonattainment Area	Pollutant	Status <u>c/</u>	General Conformity Threshold <u>d/</u>	Emissions Changes for Proposed Alternatives (tons/year)									
				Alt. 1	Alt. 2	Alt. 3	Alt. 4	Alt. 6A	Alt. 5	Alt. 6 <u>b/</u>	Alt. 7	Alt. 6B	Alt. 8
				No Action	Engine Only	Class 8 Tractors	Engines & Classes 7-8 Tractors	15% below Preferred Alternative Stringency	Engines, Classes 7-8 Tractors, & Classes 2b-3	Engines, Tractors, & Classes 2b-8	Engines, Tractors, & Trucks, & Trailers	20% above Preferred Alternative Stringency	Accelerated Hybrid Adoption
Sacramento County, CA	PM ₁₀	Moderate	100	0.00	0.00	0.00	0.00	0.00	0.00	0.00	0.00	0.00	0.00
Sacramento Metro, CA	Ozone	Severe	25	0.00	0.00	0.00	0.00	0.00	0.00	0.00	0.00	0.00	0.00
Sacramento, CA	CO	Maintenance	100	0.00	0.00	0.00	0.00	0.00	0.00	0.00	0.00	0.00	0.00
Salem, OR	CO	Maintenance	100	0.00	0.00	0.00	0.00	0.00	0.00	0.00	0.00	0.00	0.00
Salt Lake City, UT	CO	Maintenance	100	0.00	0.00	0.00	0.00	0.00	0.00	0.00	0.00	0.00	0.00
Salt Lake County, UT	PM ₁₀	Moderate	100	0.00	0.00	0.00	0.00	0.00	0.00	0.00	0.00	0.00	0.00
Salt Lake County, UT	SO _x	Nonattainment	100	0.00	0.00	0.00	0.00	0.00	0.00	0.00	0.00	0.00	0.00
San Antonio, TX	Ozone	Former Subpart 1	50	0.00	0.00	0.00	0.00	0.00	0.00	0.00	0.00	0.00	0.00
San Bernardino County, CA	PM ₁₀	Moderate	100	0.00	0.00	0.00	0.00	0.00	0.00	0.00	0.00	0.00	0.00
San Diego, CA	CO	Maintenance	100	0.00	0.01	-0.02	0.00	0.00	0.00	0.00	0.00	0.00	0.00
San Diego, CA	Ozone	Former Subpart 1	50	0.00	0.01	-0.02	0.00	0.00	0.00	0.00	0.00	0.00	0.00
San Francisco Bay Area, CA	Ozone	Marginal	50	0.00	-0.09	-0.20	-0.19	-0.18	-0.18	-0.19	-0.19	-0.19	-0.28
San Francisco-Oakland-San Jose, CA	CO	Maintenance	100	0.00	-0.08	-0.20	-0.19	-0.18	-0.18	-0.19	-0.19	-0.19	-0.28
San Joaquin Valley, CA	Ozone	Extreme	10	0.00	0.01	-0.03	-0.01	-0.01	-0.01	-0.01	-0.01	-0.01	-0.01
San Joaquin Valley, CA	PM ₁₀	Maintenance	100	0.00	0.01	-0.03	-0.01	-0.01	-0.01	-0.01	-0.01	-0.01	-0.01
San Joaquin Valley, CA	PM _{2.5}	Nonattainment	100	0.00	0.01	-0.03	-0.01	-0.01	-0.01	-0.01	-0.01	-0.01	-0.01
San Manuel (Pinal County), AZ	SO _x	Maintenance	100	0.00	0.00	0.00	0.00	0.00	0.00	0.00	0.00	0.00	0.00
Sanders County (part);Thompson Falls and vicinity, MT	PM ₁₀	Moderate	100	0.00	0.00	0.00	0.00	0.00	0.00	0.00	0.00	0.00	0.00
Scranton-Wilkes Barre, PA	Ozone	Maintenance	100	0.00	0.00	0.00	0.00	0.00	0.00	0.00	0.00	0.00	0.00
Seattle-Tacoma, WA	CO	Maintenance	100	0.00	0.00	-0.01	0.00	0.00	0.00	0.00	0.00	0.00	0.00
Sheboygan, WI	Ozone	Moderate	50	0.00	0.00	0.00	0.00	0.00	0.00	0.00	0.00	0.00	0.00
Sheridan, WY	PM ₁₀	Moderate	100	0.00	0.00	0.00	0.00	0.00	0.00	0.00	0.00	0.00	0.00
Shoshone County, ID	PM ₁₀	Moderate	100	0.00	0.00	0.00	0.00	0.00	0.00	0.00	0.00	0.00	0.00
Somerville, NJ	CO	Maintenance	100	0.00	0.00	0.00	0.00	0.00	0.00	0.00	0.00	0.00	0.00
South Bend-Elkhart, IN	Ozone	Maintenance	100	0.00	0.00	0.00	0.00	0.00	0.00	0.00	0.00	0.00	0.00
Southeast Chicago, IL	PM ₁₀	Maintenance	100	0.00	0.00	0.00	0.00	0.00	0.00	0.00	0.00	0.00	0.00
Spokane County, WA	PM ₁₀	Maintenance	100	0.00	0.00	0.00	0.00	0.00	0.00	0.00	0.00	0.00	0.00
Spokane, WA	CO	Maintenance	100	0.00	0.00	0.00	0.00	0.00	0.00	0.00	0.00	0.00	0.00
Springfield (western MA), MA	Ozone	Moderate	50	0.00	0.00	0.00	0.00	0.00	0.00	0.00	0.00	0.00	0.00
Springfield, MA	CO	Maintenance	100	0.00	0.00	0.00	0.00	0.00	0.00	0.00	0.00	0.00	0.00
St Louis, MO	CO	Maintenance	100	0.00	0.00	0.00	0.00	0.00	0.00	0.00	0.00	0.00	0.00
St Louis, MO-IL	Ozone	Moderate	50	0.00	0.00	-0.01	0.00	0.00	0.00	0.00	0.00	0.00	0.00
St. Louis, MO-IL	PM _{2.5}	Nonattainment	100	0.00	0.00	-0.01	0.00	0.00	0.00	0.00	0.00	0.00	0.00
State College, PA	Ozone	Maintenance	100	0.00	0.00	0.00	0.00	0.00	0.00	0.00	0.00	0.00	0.00
Steamboat Springs, CO	PM ₁₀	Maintenance	100	0.00	0.00	0.00	0.00	0.00	0.00	0.00	0.00	0.00	0.00
Steubenville & Mingo Junction, OH	SO _x	Maintenance	100	0.00	0.00	0.00	0.00	0.00	0.00	0.00	0.00	0.00	0.00
Steubenville-Weirton, OH-WV	Ozone	Maintenance	100	0.00	0.00	0.00	0.00	0.00	0.00	0.00	0.00	0.00	0.00
Steubenville-Weirton, OH-WV	PM _{2.5}	Nonattainment	100	0.00	0.00	0.00	0.00	0.00	0.00	0.00	0.00	0.00	0.00
Stockton, CA	CO	Maintenance	100	0.00	0.00	0.00	0.00	0.00	0.00	0.00	0.00	0.00	0.00
Sutter County (Sutter Buttes), CA	Ozone	Former Subpart 1	50	0.00	0.00	0.00	0.00	0.00	0.00	0.00	0.00	0.00	0.00
Syracuse, NY	CO	Maintenance	100	0.00	0.00	0.00	0.00	0.00	0.00	0.00	0.00	0.00	0.00
Telluride, CO	PM ₁₀	Maintenance	100	0.00	0.00	0.00	0.00	0.00	0.00	0.00	0.00	0.00	0.00
Terre Haute, IN	Ozone	Maintenance	100	0.00	0.00	0.00	0.00	0.00	0.00	0.00	0.00	0.00	0.00

Nonattainment Area	Pollutant	Status ^{c/}	General Conformity Threshold ^{d/}	Emissions Changes for Proposed Alternatives (tons/year)										
				Alt. 1	Alt. 2	Alt. 3	Alt. 4	Alt. 6A	Alt. 5	Alt. 6 ^{b/}	Alt. 7	Alt. 6B	Alt. 8	
				No Action	Engine Only	Class 8 Tractors	Engines & Classes 7-8 Tractors	15% below Preferred Alternative Stringency	Engines, Classes 7-8 Tractors, & Classes 2b-3	Engines, Tractors, & Classes 2b-8	Engines, Tractors, Trucks, & Trailers	20% above Preferred Alternative Stringency	Accelerated Hybrid Adoption	
Tioga County, PA	Ozone	Maintenance	100	0.00	0.00	0.00	0.00	0.00	0.00	0.00	0.00	0.00	0.00	0.00
Toledo, OH	Ozone	Maintenance	100	0.00	0.00	0.00	0.00	0.00	0.00	0.00	0.00	0.00	0.00	0.00
Toms River, NJ	CO	Maintenance	100	0.00	0.00	0.00	0.00	0.00	0.00	0.00	0.00	0.00	0.00	0.00
Tooele County, UT	SO _x	Nonattainment	100	0.00	0.00	0.00	0.00	0.00	0.00	0.00	0.00	0.00	0.00	0.00
Trenton, NJ	CO	Maintenance	100	0.00	0.00	0.00	0.00	0.00	0.00	0.00	0.00	0.00	0.00	0.00
Trona, CA	PM ₁₀	Moderate	100	0.00	0.00	0.00	0.00	0.00	0.00	0.00	0.00	0.00	0.00	0.00
Tucson, AZ	CO	Maintenance	100	0.00	0.00	0.00	0.00	0.00	0.00	0.00	0.00	0.00	0.00	0.00
Utah County, UT	PM ₁₀	Moderate	100	0.00	0.00	0.00	0.00	0.00	0.00	0.00	0.00	0.00	0.00	0.00
Vancouver, WA	CO	Maintenance	100	0.00	0.00	0.00	0.00	0.00	0.00	0.00	0.00	0.00	0.00	0.00
Ventura County, CA	Ozone	Serious	50	0.00	0.00	0.00	0.00	0.00	0.00	0.00	0.00	0.00	0.00	0.00
Vermillion County, IN	PM ₁₀	Maintenance	100	0.00	0.00	0.00	0.00	0.00	0.00	0.00	0.00	0.00	0.00	0.00
Vigo County, IN	SO _x	Maintenance	100	0.00	0.00	0.00	0.00	0.00	0.00	0.00	0.00	0.00	0.00	0.00
Wallula, WA	PM ₁₀	Maintenance	100	0.00	0.00	0.00	0.00	0.00	0.00	0.00	0.00	0.00	0.00	0.00
Waltham, MA	CO	Maintenance	100	0.00	0.00	0.00	0.00	0.00	0.00	0.00	0.00	0.00	0.00	0.00
Warren County, NJ	SO _x	Maintenance	100	0.00	0.00	0.00	0.00	0.00	0.00	0.00	0.00	0.00	0.00	0.00
Warren County, PA	SO _x	Nonattainment	100	0.00	0.00	0.00	0.00	0.00	0.00	0.00	0.00	0.00	0.00	0.00
Washington County (Hagerstown), MD	Ozone	Former Subpart 1	50	0.00	0.00	0.00	0.00	0.00	0.00	0.00	0.00	0.00	0.00	0.00
Washington, DC-MD-VA	CO	Maintenance	100	0.00	0.01	-0.02	-0.01	0.00	0.00	0.00	0.00	0.00	0.00	0.00
Washington, DC-MD-VA	Ozone	Moderate	50	0.00	0.01	-0.02	-0.01	0.00	0.00	0.00	0.00	0.00	0.00	0.00
Washington, DC-MD-VA	PM _{2.5}	Nonattainment	100	0.00	0.01	-0.02	-0.01	0.00	0.00	0.00	0.00	0.00	0.00	0.00
Washoe County, NV	PM ₁₀	Serious	70	0.00	0.00	0.00	0.00	0.00	0.00	0.00	0.00	0.00	0.00	0.00
Waterford Township (Washington County), OH	SO _x	Maintenance	100	0.00	0.00	0.00	0.00	0.00	0.00	0.00	0.00	0.00	0.00	0.00
Wayne County, IN	SO _x	Maintenance	100	0.00	0.00	0.00	0.00	0.00	0.00	0.00	0.00	0.00	0.00	0.00
Wayne County, MI	PM ₁₀	Maintenance	100	0.00	0.00	0.00	0.00	0.00	0.00	0.00	0.00	0.00	0.00	0.00
Weirton, WV	PM ₁₀	Maintenance	100	0.00	0.00	0.00	0.00	0.00	0.00	0.00	0.00	0.00	0.00	0.00
Weirton, WV	SO _x	Maintenance	100	0.00	0.00	0.00	0.00	0.00	0.00	0.00	0.00	0.00	0.00	0.00
Wheeling, WV-OH	Ozone	Maintenance	100	0.00	0.00	0.00	0.00	0.00	0.00	0.00	0.00	0.00	0.00	0.00
Wheeling, WV-OH	PM _{2.5}	Nonattainment	100	0.00	0.00	0.00	0.00	0.00	0.00	0.00	0.00	0.00	0.00	0.00
Winston-Salem, NC	CO	Maintenance	100	0.00	0.00	0.00	0.00	0.00	0.00	0.00	0.00	0.00	0.00	0.00
Worcester, MA	CO	Maintenance	100	0.00	0.00	0.00	0.00	0.00	0.00	0.00	0.00	0.00	0.00	0.00
Yakima County, WA	PM ₁₀	Maintenance	100	0.00	0.00	0.00	0.00	0.00	0.00	0.00	0.00	0.00	0.00	0.00
Yakima, WA	CO	Maintenance	100	0.00	0.00	0.00	0.00	0.00	0.00	0.00	0.00	0.00	0.00	0.00
York, PA	Ozone	Maintenance	100	0.00	0.00	0.00	0.00	0.00	0.00	0.00	0.00	0.00	0.00	0.00
York, PA	PM _{2.5}	Nonattainment	100	0.00	0.00	0.00	0.00	0.00	0.00	0.00	0.00	0.00	0.00	0.00
Youngstown-Warren-Sharon, OH-PA	Ozone	Maintenance	100	0.00	0.00	0.00	0.00	0.00	0.00	0.00	0.00	0.00	0.00	0.00
Yuma, AZ	PM ₁₀	Moderate	100	0.00	0.00	0.00	0.00	0.00	0.00	0.00	0.00	0.00	0.00	0.00

^{a/} Negative emissions changes indicate reductions; positive emissions changes are increases. Values of less than 0.005 tons/year are rounded to zero.

^{b/} Preferred Alternative

^{c/} Pollutants for which the area is designated nonattainment or maintenance as of 2010. Source: 40 CFR 81.

^{d/} Emissions thresholds in tons/year of: CO in CO maintenance and nonattainment areas; VOC or NO_x in ozone maintenance and nonattainment areas; primary PM_{2.5} in PM_{2.5} maintenance and nonattainment areas; primary PM₁₀ in PM₁₀ maintenance and nonattainment areas; and SO₂ in SO₂ maintenance and nonattainment areas. Source: 40 CFR § 93.153. These thresholds are provided for information only; a general conformity determination is not required for the proposed actions. (See section 3.3.1.)

Source: EPA (U.S. Environmental Protection Agency). 2010. The Green Book Nonattainment Areas. Washington, District of Columbia. Last Revised: June 16, 2010. U.S. Environmental Protection Agency. Available: <http://www.epa.gov/oaqps001/greenbk/>. Accessed: August 6, 2010.

Table D1-11 Emission Changes <u>a/</u> by Nonattainment Area with Alternative Standards for HD Vehicles 1,3-Butadiene 2030														
Nonattainment Area	Pollutant	Status <u>c/</u>	General Conformity Threshold <u>d/</u>	Emissions Changes for Proposed Alternatives (tons/year)										
				Alt. 1	Alt. 2	Alt. 3	Alt. 4	Alt. 6A	Alt. 5	Alt. 6 <u>b/</u>	Alt. 7	Alt. 6B	Alt. 8	
				No Action	Engine Only	Class 8 Tractors	Engines & Classes 7-8 Tractors	15% below Preferred Alternative Stringency	Engines, Classes 7-8 Tractors, & Classes 2b-3	Engines, Tractors, & Classes 2b-8	Engines, Tractors, & Truck, & Trailers	20% above Preferred Alternative Stringency	Accelerated Hybrid Adoption	
Addison Township (Gallia County), OH	SO _x	Maintenance	100	0.00	0.00	0.00	0.00	0.00	0.00	0.00	0.00	0.00	0.00	0.00
Ajo (Pima County), AZ	PM ₁₀	Moderate	100	0.00	0.00	0.00	0.00	0.00	0.00	0.00	0.00	0.00	0.00	0.00
Ajo (Pima County), AZ	SO _x	Maintenance	100	0.00	0.00	0.00	0.00	0.00	0.00	0.00	0.00	0.00	0.00	0.00
Albany-Schenectady-Troy, NY	Ozone	Former Subpart 1	50	0.00	0.00	0.00	0.00	0.00	0.00	0.00	0.00	0.00	0.00	0.00
Albuquerque, NM	CO	Maintenance	100	0.00	0.00	0.00	0.00	0.00	0.00	0.00	0.00	0.00	0.00	0.00
Allegan County, MI	Ozone	Former Subpart 1	50	0.00	0.00	0.00	0.00	0.00	0.00	0.00	0.00	0.00	0.00	0.00
Allentown-Bethlehem-Easton, PA	Ozone	Maintenance	100	0.00	0.00	0.00	0.00	0.00	0.00	0.00	0.00	0.00	0.00	0.00
Altoona, PA	Ozone	Maintenance	100	0.00	0.00	0.00	0.00	0.00	0.00	0.00	0.00	0.00	0.00	0.00
Amador and Calaveras Counties (Central Mountain), CA	Ozone	Former Subpart 1	50	0.00	0.00	0.00	0.00	0.00	0.00	0.00	0.00	0.00	0.00	0.00
Anchorage, AK	CO	Maintenance	100	0.00	0.00	0.00	0.00	0.00	0.00	0.00	0.00	0.00	0.00	0.00
Anthony, NM	PM ₁₀	Moderate	100	0.00	0.00	0.00	0.00	0.00	0.00	0.00	0.00	0.00	0.00	0.00
Armstrong County, PA	SO _x	Nonattainment	100	0.00	0.00	0.00	0.00	0.00	0.00	0.00	0.00	0.00	0.00	0.00
Aspen, CO	PM ₁₀	Maintenance	100	0.00	0.00	0.00	0.00	0.00	0.00	0.00	0.00	0.00	0.00	0.00
Atlanta, GA	Ozone	Moderate	50	0.00	0.08	-0.07	0.02	0.03	0.03	0.03	0.02	0.02	0.02	0.02
Atlanta, GA	PM _{2.5}	Nonattainment	100	0.00	0.08	-0.07	0.02	0.03	0.03	0.03	0.02	0.02	0.02	0.02
Atlantic City, NJ	CO	Maintenance	100	0.00	0.00	0.00	0.00	0.00	0.00	0.00	0.00	0.00	0.00	0.00
Bakersfield, CA	CO	Maintenance	100	0.00	0.00	0.00	0.00	0.00	0.00	0.00	0.00	0.00	0.00	0.00
Baltimore, MD	CO	Maintenance	100	0.00	0.02	-0.01	0.01	0.01	0.01	0.01	0.00	0.00	0.00	0.00
Baltimore, MD	Ozone	Moderate	50	0.00	0.02	-0.01	0.01	0.01	0.01	0.01	0.00	0.00	0.00	0.00
Baltimore, MD	PM _{2.5}	Nonattainment	100	0.00	0.02	-0.01	0.01	0.01	0.01	0.01	0.00	0.00	0.00	0.00
Baton Rouge, LA	Ozone	Moderate	50	0.00	0.00	0.00	0.00	0.00	0.00	0.00	0.00	0.00	0.00	0.00
Beaumont-Port Arthur, TX	Ozone	Moderate	50	0.00	0.00	0.00	0.00	0.00	0.00	0.00	0.00	0.00	0.00	0.00
Benton County, TN	SO _x	Maintenance	100	0.00	0.00	0.00	0.00	0.00	0.00	0.00	0.00	0.00	0.00	0.00
Benton Harbor, MI	Ozone	Maintenance	100	0.00	0.00	0.00	0.00	0.00	0.00	0.00	0.00	0.00	0.00	0.00
Benzie County, MI	Ozone	Maintenance	100	0.00	0.00	0.00	0.00	0.00	0.00	0.00	0.00	0.00	0.00	0.00
Berkeley and Jefferson Counties, WV	Ozone	Maintenance	100	0.00	0.00	0.00	0.00	0.00	0.00	0.00	0.00	0.00	0.00	0.00
Billings, MT	CO	Maintenance	100	0.00	0.00	0.00	0.00	0.00	0.00	0.00	0.00	0.00	0.00	0.00
Birmingham, AL	Ozone	Maintenance	100	0.00	0.01	-0.01	0.00	0.00	0.00	0.00	0.00	0.00	0.00	0.00
Birmingham, AL	PM _{2.5}	Nonattainment	100	0.00	0.01	-0.01	0.00	0.00	0.00	0.00	0.00	0.00	0.00	0.00
Boise-Northern Ada County, ID	CO	Maintenance	100	0.00	0.00	0.00	0.00	0.00	0.00	0.00	0.00	0.00	0.00	0.00
Boise-Northern Ada County, ID	PM ₁₀	Maintenance	100	0.00	0.00	0.00	0.00	0.00	0.00	0.00	0.00	0.00	0.00	0.00
Bonner County (Sandpoint), ID	PM ₁₀	Moderate	100	0.00	0.00	0.00	0.00	0.00	0.00	0.00	0.00	0.00	0.00	0.00
Boston, MA	CO	Maintenance	100	0.00	0.00	0.00	0.00	0.00	0.00	0.00	0.00	0.00	0.00	0.00
Boston-Lawrence-Worcester (eastern MA), MA	Ozone	Moderate	50	0.00	0.02	-0.02	0.01	0.01	0.01	0.01	0.01	0.01	0.01	0.01
Boston-Manchester-Portsmouth (southeast NH), NH	Ozone	Moderate	50	0.00	0.00	0.00	0.00	0.00	0.00	0.00	0.00	0.00	0.00	0.00
Boyd County (part), KY	SO _x	Maintenance	100	0.00	0.00	0.00	0.00	0.00	0.00	0.00	0.00	0.00	0.00	0.00
Buffalo-Niagara Falls, NY	Ozone	Former Subpart 1	50	0.00	0.00	0.00	0.00	0.00	0.00	0.00	0.00	0.00	0.00	0.00
Burlington, NJ	CO	Maintenance	100	0.00	0.00	0.00	0.00	0.00	0.00	0.00	0.00	0.00	0.00	0.00
Butte, MT	PM ₁₀	Moderate	100	0.00	0.00	0.00	0.00	0.00	0.00	0.00	0.00	0.00	0.00	0.00
Canon City, CO	PM ₁₀	Maintenance	100	0.00	0.00	0.00	0.00	0.00	0.00	0.00	0.00	0.00	0.00	0.00
Canton-Massillon, OH	Ozone	Maintenance	100	0.00	0.00	0.00	0.00	0.00	0.00	0.00	0.00	0.00	0.00	0.00
Canton-Massillon, OH	PM _{2.5}	Nonattainment	100	0.00	0.00	0.00	0.00	0.00	0.00	0.00	0.00	0.00	0.00	0.00
Case County, MI	Ozone	Maintenance	100	0.00	0.00	0.00	0.00	0.00	0.00	0.00	0.00	0.00	0.00	0.00

Table D1-11 Emission Changes <u>a/</u> by Nonattainment Area with Alternative Standards for HD Vehicles 1,3-Butadiene 2030														
Nonattainment Area	Pollutant	Status <u>c/</u>	General Conformity Threshold <u>d/</u>	Emissions Changes for Proposed Alternatives (tons/year)										
				Alt. 1	Alt. 2	Alt. 3	Alt. 4	Alt. 6A	Alt. 5	Alt. 6 <u>b/</u>	Alt. 7	Alt. 6B	Alt. 8	
				No Action	Engine Only	Class 8 Tractors	Engines & Classes 7-8 Tractors	15% below Preferred Alternative Stringency	Engines, Classes 7-8 Tractors, & Classes 2b-3	Engines, Tractors, & Classes 2b-8	Engines, Tractors, & Truck, & Trailers	20% above Preferred Alternative Stringency	Accelerated Hybrid Adoption	
Center Township (Morgan County), OH	SO _x	Maintenance	100	0.00	0.00	0.00	0.00	0.00	0.00	0.00	0.00	0.00	0.00	0.00
Central Steptoe Valley (White Pine County), NV	SO _x	Maintenance	100	0.00	0.00	0.00	0.00	0.00	0.00	0.00	0.00	0.00	0.00	0.00
Charleston, WV	Ozone	Maintenance	100	0.00	0.00	0.00	0.00	0.00	0.00	0.00	0.00	0.00	0.00	0.00
Charleston, WV	PM _{2.5}	Nonattainment	100	0.00	0.00	0.00	0.00	0.00	0.00	0.00	0.00	0.00	0.00	0.00
Charlotte, NC	CO	Maintenance	100	0.00	0.00	0.00	0.00	0.00	0.00	0.00	0.00	0.00	0.00	0.00
Charlotte-Gastonia-Rock Hill, NC-SC	Ozone	Moderate	50	0.00	0.01	-0.01	0.00	0.00	0.00	0.00	0.00	0.00	0.00	0.00
Chattanooga, TN-GA-AL	PM _{2.5}	Nonattainment	100	0.00	0.00	0.00	0.00	0.00	0.00	0.00	0.00	0.00	0.00	0.00
Chattanooga, TN-GA	Ozone	Former Subpart 1	50	0.00	0.00	0.00	0.00	0.00	0.00	0.00	0.00	0.00	0.00	0.00
Chicago-Gary-Lake County, IL-IN	Ozone	Moderate	50	0.00	0.11	-0.09	0.03	0.04	0.04	0.03	0.03	0.03	0.03	0.03
Chicago-Gary-Lake County, IL-IN	PM _{2.5}	Nonattainment	100	0.00	0.11	-0.09	0.03	0.04	0.04	0.03	0.03	0.03	0.03	0.03
Chico, CA	CO	Maintenance	100	0.00	0.00	0.00	0.00	0.00	0.00	0.00	0.00	0.00	0.00	0.00
Chico, CA	Ozone	Former Subpart 1	50	0.00	0.00	0.00	0.00	0.00	0.00	0.00	0.00	0.00	0.00	0.00
Cincinnati-Hamilton, OH-KY-IN	Ozone	Former Subpart 1	50	0.00	0.02	-0.02	0.01	0.01	0.01	0.01	0.01	0.01	0.01	0.01
Cincinnati-Hamilton, OH-KY-IN	PM _{2.5}	Nonattainment	100	0.00	0.02	-0.02	0.01	0.01	0.01	0.01	0.01	0.01	0.01	0.01
Clairton & 4 Boroughs, PA	PM ₁₀	Maintenance	100	0.00	0.00	0.00	0.00	0.00	0.00	0.00	0.00	0.00	0.00	0.00
Clark County, NV	PM ₁₀	Serious	70	0.00	0.00	0.00	0.00	0.00	0.00	0.00	0.00	0.00	0.00	0.00
Clarksville-Hopkinsville, TN-KY	Ozone	Maintenance	100	0.00	0.00	0.00	0.00	0.00	0.00	0.00	0.00	0.00	0.00	0.00
Clearfield and Indiana Counties, PA	Ozone	Maintenance	100	0.00	0.00	0.00	0.00	0.00	0.00	0.00	0.00	0.00	0.00	0.00
Cleveland, OH	CO	Maintenance	100	0.00	0.01	0.00	0.00	0.00	0.00	0.00	0.00	0.00	0.00	0.00
Cleveland-Akron-Lorain, OH	Ozone	Maintenance	100	0.00	0.03	-0.03	0.01	0.01	0.01	0.01	0.01	0.01	0.01	0.01
Cleveland-Akron-Lorain, OH	PM _{2.5}	Nonattainment	100	0.00	0.03	-0.03	0.01	0.01	0.01	0.01	0.01	0.01	0.01	0.01
Coachella Valley, CA	PM ₁₀	Serious	70	0.00	0.00	0.00	0.00	0.00	0.00	0.00	0.00	0.00	0.00	0.00
Colbert County, AL	SO _x	Maintenance	100	0.00	0.00	0.00	0.00	0.00	0.00	0.00	0.00	0.00	0.00	0.00
Colorado Springs, CO	CO	Maintenance	100	0.00	0.00	0.00	0.00	0.00	0.00	0.00	0.00	0.00	0.00	0.00
Columbia Falls, MT	PM ₁₀	Moderate	100	0.00	0.00	0.00	0.00	0.00	0.00	0.00	0.00	0.00	0.00	0.00
Columbia, SC	Ozone	Former Subpart 1	50	0.00	0.00	0.00	0.00	0.00	0.00	0.00	0.00	0.00	0.00	0.00
Columbus, OH	Ozone	Maintenance	100	0.00	0.02	-0.02	0.01	0.01	0.01	0.01	0.01	0.01	0.01	0.01
Columbus, OH	PM _{2.5}	Nonattainment	100	0.00	0.02	-0.02	0.01	0.01	0.01	0.01	0.01	0.01	0.01	0.01
Conewango Township (Warren County), PA	SO _x	Maintenance	100	0.00	0.00	0.00	0.00	0.00	0.00	0.00	0.00	0.00	0.00	0.00
Coso Junction, CA	PM ₁₀	Moderate	100	0.00	0.00	0.00	0.00	0.00	0.00	0.00	0.00	0.00	0.00	0.00
Cuyahoga County, OH	PM ₁₀	Maintenance	100	0.00	0.01	-0.01	0.00	0.00	0.00	0.00	0.00	0.00	0.00	0.00
Cuyahoga County, OH	SO _x	Maintenance	100	0.00	0.01	-0.01	0.00	0.00	0.00	0.00	0.00	0.00	0.00	0.00
Dallas-Fort Worth, TX	Ozone	Moderate	50	0.00	0.02	-0.02	0.01	0.01	0.01	0.01	0.01	0.01	0.01	0.01
Dayton-Springfield, OH	Ozone	Maintenance	100	0.00	0.01	-0.01	0.00	0.00	0.00	0.00	0.00	0.00	0.00	0.00
Dayton-Springfield, OH	PM _{2.5}	Nonattainment	100	0.00	0.01	-0.01	0.00	0.00	0.00	0.00	0.00	0.00	0.00	0.00
Denver Metro, CO	PM ₁₀	Maintenance	100	0.00	0.01	-0.01	0.00	0.00	0.00	0.00	0.00	0.00	0.00	0.00
Denver-Boulder, CO	CO	Maintenance	100	0.00	0.01	-0.01	0.00	0.00	0.00	0.00	0.00	0.00	0.00	0.00
Denver-Boulder-Greeley-Fort Collins-Loveland, CO	Ozone	Former Subpart 1	50	0.00	0.01	-0.01	0.00	0.01	0.01	0.00	0.00	0.00	0.00	0.00
Detroit, MI	CO	Maintenance	100	0.00	0.01	-0.01	0.00	0.00	0.00	0.00	0.00	0.00	0.00	0.00
Detroit-Ann Arbor, MI	Ozone	Maintenance	100	0.00	0.08	-0.07	0.02	0.03	0.03	0.02	0.02	0.02	0.02	0.02
Detroit-Ann Arbor, MI	PM _{2.5}	Nonattainment	100	0.00	0.08	-0.07	0.02	0.03	0.03	0.02	0.02	0.02	0.02	0.02
Door County, WI	Ozone	Former Subpart 1	50	0.00	0.00	0.00	0.00	0.00	0.00	0.00	0.00	0.00	0.00	0.00
Douglas (Cochise County), AZ	PM ₁₀	Moderate	100	0.00	0.00	0.00	0.00	0.00	0.00	0.00	0.00	0.00	0.00	0.00

Table D1-11 Emission Changes <u>a</u> / by Nonattainment Area with Alternative Standards for HD Vehicles 1,3-Butadiene 2030														
Nonattainment Area	Pollutant	Status <u>c</u> /	General Conformity Threshold <u>d</u> /	Emissions Changes for Proposed Alternatives (tons/year)										
				Alt. 1	Alt. 2	Alt. 3	Alt. 4	Alt. 6A	Alt. 5	Alt. 6 <u>b</u> /	Alt. 7	Alt. 6B	Alt. 8	
				No Action	Engine Only	Class 8 Tractors	Engines & Classes 7-8 Tractors	15% below Preferred Alternative Stringency	Engines, Classes 7-8 Tractors, & Classes 2b-3	Engines, Tractors, & Classes 2b-8	Engines, Tractors, & Truck, & Trailers	20% above Preferred Alternative Stringency	Accelerated Hybrid Adoption	
Douglas (Cochise County), AZ	SO _x	Maintenance	100	0.00	0.00	0.00	0.00	0.00	0.00	0.00	0.00	0.00	0.00	0.00
Duluth, MN	CO	Maintenance	100	0.00	0.00	0.00	0.00	0.00	0.00	0.00	0.00	0.00	0.00	0.00
Eagle River, AK	PM ₁₀	Moderate	100	0.00	0.00	0.00	0.00	0.00	0.00	0.00	0.00	0.00	0.00	0.00
East Chicago, IN	CO	Maintenance	100	0.00	0.00	0.00	0.00	0.00	0.00	0.00	0.00	0.00	0.00	0.00
East Chicago, IN	PM ₁₀	Maintenance	100	0.00	0.00	0.00	0.00	0.00	0.00	0.00	0.00	0.00	0.00	0.00
East Helena Area (Lewis and Clark County), MT	SO _x	Nonattainment	100	0.00	0.00	0.00	0.00	0.00	0.00	0.00	0.00	0.00	0.00	0.00
El Paso County, TX	PM ₁₀	Moderate	100	0.00	0.00	0.00	0.00	0.00	0.00	0.00	0.00	0.00	0.00	0.00
El Paso, TX	CO	Maintenance	100	0.00	0.00	0.00	0.00	0.00	0.00	0.00	0.00	0.00	0.00	0.00
Erie, PA	Ozone	Maintenance	100	0.00	0.00	0.00	0.00	0.00	0.00	0.00	0.00	0.00	0.00	0.00
Essex County (Whiteface Mountain), NY	Ozone	Former Subpart 1	50	0.00	0.00	0.00	0.00	0.00	0.00	0.00	0.00	0.00	0.00	0.00
Eugene-Springfield, OR	CO	Maintenance	100	0.00	0.00	0.00	0.00	0.00	0.00	0.00	0.00	0.00	0.00	0.00
Eugene-Springfield, OR	PM ₁₀	Moderate	100	0.00	0.00	0.00	0.00	0.00	0.00	0.00	0.00	0.00	0.00	0.00
Evansville, IN	Ozone	Maintenance	100	0.00	0.00	0.00	0.00	0.00	0.00	0.00	0.00	0.00	0.00	0.00
Evansville, IN	PM _{2.5}	Nonattainment	100	0.00	0.00	0.00	0.00	0.00	0.00	0.00	0.00	0.00	0.00	0.00
Fairbanks, AK	CO	Maintenance	100	0.00	0.00	0.00	0.00	0.00	0.00	0.00	0.00	0.00	0.00	0.00
Fayetteville, NC	Ozone	Former Subpart 1	50	0.00	0.00	0.00	0.00	0.00	0.00	0.00	0.00	0.00	0.00	0.00
Flathead County; Whitefish and vicinity, MT	PM ₁₀	Moderate	100	0.00	0.00	0.00	0.00	0.00	0.00	0.00	0.00	0.00	0.00	0.00
Flint, MI	Ozone	Maintenance	100	0.00	0.00	0.00	0.00	0.00	0.00	0.00	0.00	0.00	0.00	0.00
Follansbee, WV	PM ₁₀	Maintenance	100	0.00	0.00	0.00	0.00	0.00	0.00	0.00	0.00	0.00	0.00	0.00
Fort Collins, CO	CO	Maintenance	100	0.00	0.00	0.00	0.00	0.00	0.00	0.00	0.00	0.00	0.00	0.00
Fort Hall Reservation, ID	PM ₁₀	Moderate	100	0.00	0.00	0.00	0.00	0.00	0.00	0.00	0.00	0.00	0.00	0.00
Fort Wayne, IN	Ozone	Maintenance	100	0.00	0.00	0.00	0.00	0.00	0.00	0.00	0.00	0.00	0.00	0.00
Franklin County, PA	Ozone	Maintenance	100	0.00	0.00	0.00	0.00	0.00	0.00	0.00	0.00	0.00	0.00	0.00
Franklin Township (Coshocton County), OH	SO _x	Maintenance	100	0.00	0.00	0.00	0.00	0.00	0.00	0.00	0.00	0.00	0.00	0.00
Frederick County, VA	Ozone	Former Subpart 1	50	0.00	0.00	0.00	0.00	0.00	0.00	0.00	0.00	0.00	0.00	0.00
Fredericksburg, VA	Ozone	Maintenance	100	0.00	0.00	0.00	0.00	0.00	0.00	0.00	0.00	0.00	0.00	0.00
Freehold, NJ	CO	Maintenance	100	0.00	0.00	0.00	0.00	0.00	0.00	0.00	0.00	0.00	0.00	0.00
Fresno, CA	CO	Maintenance	100	0.00	0.00	0.00	0.00	0.00	0.00	0.00	0.00	0.00	0.00	0.00
Grand Rapids, MI	Ozone	Maintenance	100	0.00	0.01	-0.01	0.00	0.00	0.00	0.00	0.00	0.00	0.00	0.00
Granite City, Nameoki Townships, IL	PM ₁₀	Maintenance	100	0.00	0.00	0.00	0.00	0.00	0.00	0.00	0.00	0.00	0.00	0.00
Grant County, NM	SO _x	Maintenance	100	0.00	0.00	0.00	0.00	0.00	0.00	0.00	0.00	0.00	0.00	0.00
Grants Pass, OR	CO	Maintenance	100	0.00	0.00	0.00	0.00	0.00	0.00	0.00	0.00	0.00	0.00	0.00
Grants Pass, OR	PM ₁₀	Maintenance	100	0.00	0.00	0.00	0.00	0.00	0.00	0.00	0.00	0.00	0.00	0.00
Great Falls, MT	CO	Maintenance	100	0.00	0.00	0.00	0.00	0.00	0.00	0.00	0.00	0.00	0.00	0.00
Greater Connecticut, CT	Ozone	Moderate	50	0.00	0.00	0.00	0.00	0.00	0.00	0.00	0.00	0.00	0.00	0.00
Greeley, CO	CO	Maintenance	100	0.00	0.00	0.00	0.00	0.00	0.00	0.00	0.00	0.00	0.00	0.00
Green Bay, WI	SO _x	Maintenance	100	0.00	0.00	0.00	0.00	0.00	0.00	0.00	0.00	0.00	0.00	0.00
Greene County, IN	Ozone	Maintenance	100	0.00	0.00	0.00	0.00	0.00	0.00	0.00	0.00	0.00	0.00	0.00
Greene County, PA	Ozone	Maintenance	100	0.00	0.00	0.00	0.00	0.00	0.00	0.00	0.00	0.00	0.00	0.00
Greensboro-Winston Salem-High Point, NC	Ozone	Marginal	50	0.00	0.01	-0.01	0.00	0.01	0.01	0.00	0.00	0.00	0.00	0.00
Greensboro-Winston salem-High Point, NC	PM _{2.5}	Nonattainment	100	0.00	0.01	-0.01	0.00	0.01	0.01	0.00	0.00	0.00	0.00	0.00
Greenville-Spartanburg-Anderson, SC	Ozone	Former Subpart 1	50	0.00	0.01	-0.01	0.00	0.00	0.00	0.00	0.00	0.00	0.00	0.00
Groveland Township (Tazewell County), IL	SO _x	Maintenance	100	0.00	0.00	0.00	0.00	0.00	0.00	0.00	0.00	0.00	0.00	0.00

Table D1-11 Emission Changes <u>a/</u> by Nonattainment Area with Alternative Standards for HD Vehicles 1,3-Butadiene 2030													
Nonattainment Area	Pollutant	Status <u>c/</u>	General Conformity Threshold <u>d/</u>	Emissions Changes for Proposed Alternatives (tons/year)									
				Alt. 1	Alt. 2	Alt. 3	Alt. 4	Alt. 6A	Alt. 5	Alt. 6 <u>b/</u>	Alt. 7	Alt. 6B	Alt. 8
				No Action	Engine Only	Class 8 Tractors	Engines & Classes 7-8 Tractors	15% below Preferred Alternative Stringency	Engines, Classes 7-8 Tractors, & Classes 2b-3	Engines, Tractors, & Classes 2b-8	Engines, Tractors, & Truckers, Trailers	20% above Preferred Alternative Stringency	Accelerated Hybrid Adoption
Hancock-Knox-Lincoln-Waldo Counties, ME	Ozone	Maintenance	100	0.00	0.00	0.00	0.00	0.00	0.00	0.00	0.00	0.00	0.00
Harrisburg-Lebanon-Carlisle, PA	Ozone	Maintenance	100	0.00	0.01	-0.01	0.00	0.00	0.00	0.00	0.00	0.00	0.00
Harrisburg-Lebanon-Carlisle, PA	PM _{2.5}	Nonattainment	100	0.00	0.01	-0.01	0.00	0.00	0.00	0.00	0.00	0.00	0.00
Hartford-New Britain-Middletown, CT	CO	Maintenance	100	0.00	0.00	0.00	0.00	0.00	0.00	0.00	0.00	0.00	0.00
Hayden (Pinal County), AZ	SO _x	Nonattainment	100	0.00	0.00	0.00	0.00	0.00	0.00	0.00	0.00	0.00	0.00
Hayden/Miami, AZ	PM ₁₀	Moderate	100	0.00	0.00	0.00	0.00	0.00	0.00	0.00	0.00	0.00	0.00
Haywood and Swain Counties (Great Smoky Mountain NP), NC	Ozone	Maintenance	100	0.00	0.00	0.00	0.00	0.00	0.00	0.00	0.00	0.00	0.00
Hazelwood, PA	SO _x	Maintenance	100	0.00	0.00	0.00	0.00	0.00	0.00	0.00	0.00	0.00	0.00
Hickory, NC	PM _{2.5}	Nonattainment	100	0.00	0.00	0.00	0.00	0.00	0.00	0.00	0.00	0.00	0.00
Hickory-Morgantown-Lenoir, NC	Ozone	Former Subpart 1	50	0.00	0.00	0.00	0.00	0.00	0.00	0.00	0.00	0.00	0.00
Hollis Township, IL	SO _x	Maintenance	100	0.00	0.00	0.00	0.00	0.00	0.00	0.00	0.00	0.00	0.00
Houston-Galveston-Brazoria, TX	Ozone	Severe	25	0.00	0.02	-0.02	0.01	0.01	0.01	0.01	0.01	0.01	0.01
Humphreys County, TN	SO _x	Maintenance	100	0.00	0.00	0.00	0.00	0.00	0.00	0.00	0.00	0.00	0.00
Huntington-Ashland, WV-KY-OH	PM _{2.5}	Nonattainment	100	0.00	0.00	0.00	0.00	0.00	0.00	0.00	0.00	0.00	0.00
Huntington-Ashland, WV-KY	Ozone	Maintenance	100	0.00	0.00	0.00	0.00	0.00	0.00	0.00	0.00	0.00	0.00
Huron County, MI	Ozone	Maintenance	100	0.00	0.00	0.00	0.00	0.00	0.00	0.00	0.00	0.00	0.00
Imperial County, CA	Ozone	Moderate	50	0.00	0.00	0.00	0.00	0.00	0.00	0.00	0.00	0.00	0.00
Imperial Valley, CA	PM ₁₀	Serious	70	0.00	0.00	0.00	0.00	0.00	0.00	0.00	0.00	0.00	0.00
Indian Wells, CA	PM ₁₀	Maintenance	100	0.00	0.00	0.00	0.00	0.00	0.00	0.00	0.00	0.00	0.00
Indianapolis, IN	CO	Maintenance	100	0.00	0.02	-0.02	0.01	0.01	0.01	0.01	0.01	0.01	0.01
Indianapolis, IN	Ozone	Maintenance	100	0.00	0.02	-0.02	0.01	0.01	0.01	0.01	0.01	0.01	0.01
Indianapolis, IN	PM _{2.5}	Nonattainment	100	0.00	0.02	-0.02	0.01	0.01	0.01	0.01	0.01	0.01	0.01
Jackson County, IN	Ozone	Maintenance	100	0.00	0.00	0.00	0.00	0.00	0.00	0.00	0.00	0.00	0.00
Jamestown, NY	Ozone	Former Subpart 1	50	0.00	0.00	0.00	0.00	0.00	0.00	0.00	0.00	0.00	0.00
Jefferson County, NY	Ozone	Moderate	50	0.00	0.00	0.00	0.00	0.00	0.00	0.00	0.00	0.00	0.00
Jefferson County, OH	PM ₁₀	Maintenance	100	0.00	0.00	0.00	0.00	0.00	0.00	0.00	0.00	0.00	0.00
Johnson City-Kingsport-Bristol, TN	Ozone	Former Subpart 1	50	0.00	0.00	0.00	0.00	0.00	0.00	0.00	0.00	0.00	0.00
Johnstown, PA	Ozone	Maintenance	100	0.00	0.00	0.00	0.00	0.00	0.00	0.00	0.00	0.00	0.00
Johnstown, PA	PM _{2.5}	Nonattainment	100	0.00	0.00	0.00	0.00	0.00	0.00	0.00	0.00	0.00	0.00
Juneau, AK	PM ₁₀	Moderate	100	0.00	0.00	0.00	0.00	0.00	0.00	0.00	0.00	0.00	0.00
Kalamazoo-Battle Creek, MI	Ozone	Maintenance	100	0.00	0.00	0.00	0.00	0.00	0.00	0.00	0.00	0.00	0.00
Kalispell, MT	PM ₁₀	Moderate	100	0.00	0.00	0.00	0.00	0.00	0.00	0.00	0.00	0.00	0.00
Kent and Queen Annes Counties, MD	Ozone	Maintenance	100	0.00	0.00	0.00	0.00	0.00	0.00	0.00	0.00	0.00	0.00
Kent, WA	PM ₁₀	Maintenance	100	0.00	0.00	0.00	0.00	0.00	0.00	0.00	0.00	0.00	0.00
Kern County (Eastern Kern), CA	Ozone	Former Subpart 1	50	0.00	0.00	0.00	0.00	0.00	0.00	0.00	0.00	0.00	0.00
Kewaunee County, WI	Ozone	Maintenance	100	0.00	0.00	0.00	0.00	0.00	0.00	0.00	0.00	0.00	0.00
King County, WA	PM ₁₀	Maintenance	100	0.00	0.00	0.00	0.00	0.00	0.00	0.00	0.00	0.00	0.00
Klamath Falls, OR	CO	Maintenance	100	0.00	0.00	0.00	0.00	0.00	0.00	0.00	0.00	0.00	0.00
Klamath Falls, OR	PM ₁₀	Maintenance	100	0.00	0.00	0.00	0.00	0.00	0.00	0.00	0.00	0.00	0.00
Knoxville, TN	Ozone	Former Subpart 1	50	0.00	0.02	-0.01	0.01	0.01	0.01	0.01	0.00	0.00	0.00
Knoxville, TN	PM _{2.5}	Nonattainment	100	0.00	0.02	-0.01	0.01	0.01	0.01	0.01	0.00	0.00	0.00
La Porte County, IN	SO _x	Maintenance	100	0.00	0.00	0.00	0.00	0.00	0.00	0.00	0.00	0.00	0.00
LaGrande, OR	PM ₁₀	Maintenance	100	0.00	0.00	0.00	0.00	0.00	0.00	0.00	0.00	0.00	0.00

Table D1-11 Emission Changes <u>a/</u> by Nonattainment Area with Alternative Standards for HD Vehicles 1,3-Butadiene 2030													
Nonattainment Area	Pollutant	Status <u>c/</u>	General Conformity Threshold <u>d/</u>	Emissions Changes for Proposed Alternatives (tons/year)									
				Alt. 1	Alt. 2	Alt. 3	Alt. 4	Alt. 6A	Alt. 5	Alt. 6 <u>b/</u>	Alt. 7	Alt. 6B	Alt. 8
				No Action	Engine Only	Class 8 Tractors	Engines & Classes 7-8 Tractors	15% below Preferred Alternative Stringency	Engines, Classes 7-8 Tractors, & Classes 2b-3	Engines, Tractors, & Classes 2b-8	Engines, Tractors, & Truck, & Trailers	20% above Preferred Alternative Stringency	Accelerated Hybrid Adoption
Lake County, IN	SO _x	Maintenance	100	0.00	0.00	0.00	0.00	0.00	0.00	0.00	0.00	0.00	0.00
Lake County, OH	SO _x	Maintenance	100	0.00	0.00	0.00	0.00	0.00	0.00	0.00	0.00	0.00	0.00
Lake County, OR	PM ₁₀	Maintenance	100	0.00	0.00	0.00	0.00	0.00	0.00	0.00	0.00	0.00	0.00
Lake Tahoe North Shore, CA	CO	Maintenance	100	0.00	0.00	0.00	0.00	0.00	0.00	0.00	0.00	0.00	0.00
Lake Tahoe South Shore, CA	CO	Maintenance	100	0.00	0.00	0.00	0.00	0.00	0.00	0.00	0.00	0.00	0.00
Lake Tahoe, NV	CO	Maintenance	100	0.00	0.00	0.00	0.00	0.00	0.00	0.00	0.00	0.00	0.00
Lamar, CO	PM ₁₀	Maintenance	100	0.00	0.00	0.00	0.00	0.00	0.00	0.00	0.00	0.00	0.00
Lame Deer, MT	PM ₁₀	Moderate	100	0.00	0.00	0.00	0.00	0.00	0.00	0.00	0.00	0.00	0.00
Lancaster, PA	Ozone	Maintenance	100	0.00	0.01	0.00	0.00	0.00	0.00	0.00	0.00	0.00	0.00
Lancaster, PA	PM _{2.5}	Nonattainment	100	0.00	0.01	0.00	0.00	0.00	0.00	0.00	0.00	0.00	0.00
Lane County, OR	PM ₁₀	Moderate	100	0.00	0.00	0.00	0.00	0.00	0.00	0.00	0.00	0.00	0.00
Lansing-East Lansing, MI	Ozone	Maintenance	100	0.00	0.00	0.00	0.00	0.00	0.00	0.00	0.00	0.00	0.00
LaPorte, IN	Ozone	Maintenance	100	0.00	0.00	0.00	0.00	0.00	0.00	0.00	0.00	0.00	0.00
Las Vegas, NV	CO	Serious	100	0.00	0.00	0.00	0.00	0.00	0.00	0.00	0.00	0.00	0.00
Las Vegas, NV	Ozone	Former Subpart 1	50	0.00	0.00	0.00	0.00	0.00	0.00	0.00	0.00	0.00	0.00
Lauderdale County, AL	SO _x	Maintenance	100	0.00	0.00	0.00	0.00	0.00	0.00	0.00	0.00	0.00	0.00
Laurel Area (Yellowstone County), MT	SO _x	Nonattainment	100	0.00	0.00	0.00	0.00	0.00	0.00	0.00	0.00	0.00	0.00
Libby, MT	PM ₁₀	Moderate	100	0.00	0.00	0.00	0.00	0.00	0.00	0.00	0.00	0.00	0.00
Libby, MT	PM _{2.5}	Nonattainment	100	0.00	0.00	0.00	0.00	0.00	0.00	0.00	0.00	0.00	0.00
Liberty-Clairton, PA	PM _{2.5}	Nonattainment	100	0.00	0.00	0.00	0.00	0.00	0.00	0.00	0.00	0.00	0.00
Lima, OH	Ozone	Maintenance	100	0.00	0.00	0.00	0.00	0.00	0.00	0.00	0.00	0.00	0.00
Longmont, CO	CO	Maintenance	100	0.00	0.00	0.00	0.00	0.00	0.00	0.00	0.00	0.00	0.00
Lorain County, OH	SO _x	Maintenance	100	0.00	0.00	0.00	0.00	0.00	0.00	0.00	0.00	0.00	0.00
Los Angeles South Coast Air Basin, CA	CO	Maintenance	100	0.00	0.23	-0.19	0.07	0.08	0.08	0.06	0.06	0.06	0.06
Los Angeles South Coast Air Basin, CA	NO _x	Maintenance	100	0.00	0.23	-0.19	0.07	0.08	0.08	0.06	0.06	0.06	0.06
Los Angeles South Coast Air Basin, CA	Ozone	Extreme	10	0.00	0.23	-0.19	0.07	0.08	0.08	0.06	0.06	0.06	0.06
Los Angeles South Coast Air Basin, CA	PM ₁₀	Serious	70	0.00	0.23	-0.19	0.07	0.08	0.08	0.06	0.06	0.06	0.06
Los Angeles South Coast Air Basin, CA	PM _{2.5}	Nonattainment	100	0.00	0.23	-0.19	0.07	0.08	0.08	0.06	0.06	0.06	0.06
Los Angeles-San Bernardino Counties (western Mohave), CA	Ozone	Moderate	50	0.00	0.00	0.00	0.00	0.00	0.00	0.00	0.00	0.00	0.00
Louisville, KY-IN	Ozone	Maintenance	100	0.00	0.02	-0.01	0.01	0.01	0.01	0.00	0.00	0.00	0.00
Louisville, KY-IN	PM _{2.5}	Nonattainment	100	0.00	0.02	-0.01	0.01	0.01	0.01	0.00	0.00	0.00	0.00
Lowell, MA	CO	Maintenance	100	0.00	0.00	0.00	0.00	0.00	0.00	0.00	0.00	0.00	0.00
Lucas County, OH	SO _x	Maintenance	100	0.00	0.00	0.00	0.00	0.00	0.00	0.00	0.00	0.00	0.00
Lyons Township, IL	PM ₁₀	Maintenance	100	0.00	0.00	0.00	0.00	0.00	0.00	0.00	0.00	0.00	0.00
Macon, GA	Ozone	Maintenance	100	0.00	0.00	0.00	0.00	0.00	0.00	0.00	0.00	0.00	0.00
Macon, GA	PM _{2.5}	Nonattainment	100	0.00	0.00	0.00	0.00	0.00	0.00	0.00	0.00	0.00	0.00
Madison and Page Counties (Shenandoah NP), VA	Ozone	Maintenance	100	0.00	0.00	0.00	0.00	0.00	0.00	0.00	0.00	0.00	0.00
Madison, WI	SO _x	Maintenance	100	0.00	0.00	0.00	0.00	0.00	0.00	0.00	0.00	0.00	0.00
Mammoth Lake, CA	PM ₁₀	Moderate	100	0.00	0.00	0.00	0.00	0.00	0.00	0.00	0.00	0.00	0.00
Manchester, NH	CO	Maintenance	100	0.00	0.00	0.00	0.00	0.00	0.00	0.00	0.00	0.00	0.00
Manitowoc County, WI	Ozone	Former Subpart 1	50	0.00	0.00	0.00	0.00	0.00	0.00	0.00	0.00	0.00	0.00
Marion County, IN	SO _x	Maintenance	100	0.00	0.00	0.00	0.00	0.00	0.00	0.00	0.00	0.00	0.00
Mariposa and Tuolumne Counties (Southern Mountain), CA	Ozone	Former Subpart 1	50	0.00	0.00	0.00	0.00	0.00	0.00	0.00	0.00	0.00	0.00

Table D1-11 Emission Changes <u>a</u> / by Nonattainment Area with Alternative Standards for HD Vehicles 1,3-Butadiene 2030													
Nonattainment Area	Pollutant	Status <u>c</u> /	General Conformity Threshold <u>d</u> /	Emissions Changes for Proposed Alternatives (tons/year)									
				Alt. 1	Alt. 2	Alt. 3	Alt. 4	Alt. 6A	Alt. 5	Alt. 6 <u>b</u> /	Alt. 7	Alt. 6B	Alt. 8
				No Action	Engine Only	Class 8 Tractors	Engines & Classes 7-8 Tractors	15% below Preferred Alternative Stringency	Engines, Classes 7-8 Tractors, & Classes 2b-3	Engines, Tractors, & Classes 2b-8	Engines, Tractors, & Truck, & Trailers	20% above Preferred Alternative Stringency	Accelerated Hybrid Adoption
Martinsburg, WV-Hagerstown, MD	PM _{2.5}	Nonattainment	100	0.00	0.00	0.00	0.00	0.00	0.00	0.00	0.00	0.00	0.00
Mason County, MI	Ozone	Maintenance	100	0.00	0.00	0.00	0.00	0.00	0.00	0.00	0.00	0.00	0.00
Medford, OR	CO	Maintenance	100	0.00	0.00	0.00	0.00	0.00	0.00	0.00	0.00	0.00	0.00
Medford-Ashland, OR	PM ₁₀	Maintenance	100	0.00	0.00	0.00	0.00	0.00	0.00	0.00	0.00	0.00	0.00
Memphis, TN-AR	Ozone	Maintenance	100	0.00	0.01	-0.01	0.00	0.00	0.00	0.00	0.00	0.00	0.00
Memphis, TN	CO	Maintenance	100	0.00	0.01	0.00	0.00	0.00	0.00	0.00	0.00	0.00	0.00
Miami (Gila County), AZ	SO _x	Maintenance	100	0.00	0.00	0.00	0.00	0.00	0.00	0.00	0.00	0.00	0.00
Millinocket AQCR 109, ME	SO _x	Maintenance	100	0.00	0.00	0.00	0.00	0.00	0.00	0.00	0.00	0.00	0.00
Milwaukee, WI	SO _x	Maintenance	100	0.00	0.00	0.00	0.00	0.00	0.00	0.00	0.00	0.00	0.00
Milwaukee-Racine, WI	Ozone	Moderate	50	0.00	0.01	-0.01	0.00	0.00	0.00	0.00	0.00	0.00	0.00
Minneapolis-St Paul, MN	CO	Maintenance	100	0.00	0.04	-0.03	0.01	0.01	0.01	0.01	0.01	0.01	0.01
Minneapolis-St Paul, MN	SO _x	Maintenance	100	0.00	0.04	-0.03	0.01	0.01	0.01	0.01	0.01	0.01	0.01
Missoula, MT	CO	Maintenance	100	0.00	0.00	0.00	0.00	0.00	0.00	0.00	0.00	0.00	0.00
Missoula, MT	PM ₁₀	Moderate	100	0.00	0.00	0.00	0.00	0.00	0.00	0.00	0.00	0.00	0.00
Modesto, CA	CO	Maintenance	100	0.00	0.00	0.00	0.00	0.00	0.00	0.00	0.00	0.00	0.00
Mohave County, AZ	PM ₁₀	Maintenance	100	0.00	0.00	0.00	0.00	0.00	0.00	0.00	0.00	0.00	0.00
Mono Basin, CA	PM ₁₀	Moderate	100	0.00	0.00	0.00	0.00	0.00	0.00	0.00	0.00	0.00	0.00
Morenci (Greenlee County), AZ	SO _x	Maintenance	100	0.00	0.00	0.00	0.00	0.00	0.00	0.00	0.00	0.00	0.00
Morristown, NJ	CO	Maintenance	100	0.00	0.00	0.00	0.00	0.00	0.00	0.00	0.00	0.00	0.00
Muhlenberg County, KY	SO _x	Maintenance	100	0.00	0.00	0.00	0.00	0.00	0.00	0.00	0.00	0.00	0.00
Muncie, IN	Ozone	Maintenance	100	0.00	0.00	0.00	0.00	0.00	0.00	0.00	0.00	0.00	0.00
Murray County (Chattahoochee NF), GA	Ozone	Maintenance	100	0.00	0.00	0.00	0.00	0.00	0.00	0.00	0.00	0.00	0.00
Muscatine County, IA	SO _x	Maintenance	100	0.00	0.00	0.00	0.00	0.00	0.00	0.00	0.00	0.00	0.00
Muskegon, MI	Ozone	Maintenance	100	0.00	0.00	0.00	0.00	0.00	0.00	0.00	0.00	0.00	0.00
Nashua, NH	CO	Maintenance	100	0.00	0.00	0.00	0.00	0.00	0.00	0.00	0.00	0.00	0.00
Nashville, TN	Ozone	Former Subpart 1	50	0.00	0.01	-0.01	0.00	0.01	0.01	0.00	0.00	0.00	0.00
Nevada County (western part), CA	Ozone	Former Subpart 1	50	0.00	0.00	0.00	0.00	0.00	0.00	0.00	0.00	0.00	0.00
New Haven County, CT	PM ₁₀	Maintenance	100	0.00	0.00	0.00	0.00	0.00	0.00	0.00	0.00	0.00	0.00
New Haven-Meriden-Waterbury, CT	CO	Maintenance	100	0.00	0.00	0.00	0.00	0.00	0.00	0.00	0.00	0.00	0.00
New Manchester-Grant Magisterial District (Hancock County), WV	SO _x	Maintenance	100	0.00	0.00	0.00	0.00	0.00	0.00	0.00	0.00	0.00	0.00
New York County, NY	PM ₁₀	Moderate	100	0.00	0.00	0.00	0.00	0.00	0.00	0.00	0.00	0.00	0.00
New York-N. New Jersey-Long Island, NY-NJ-CT	CO	Maintenance	100	0.00	0.06	-0.05	0.02	0.02	0.02	0.02	0.02	0.02	0.02
New York-N. New Jersey-Long Island, NY-NJ-CT	PM _{2.5}	Nonattainment	100	0.00	0.06	-0.05	0.02	0.02	0.02	0.02	0.02	0.02	0.02
New York-northern New Jersey-Long Island, NY-NJ-CT	Ozone	Moderate	50	0.00	0.04	-0.03	0.01	0.01	0.01	0.01	0.01	0.01	0.01
Nogales, AZ	PM ₁₀	Moderate	100	0.00	0.00	0.00	0.00	0.00	0.00	0.00	0.00	0.00	0.00
Norfolk-Virginia Beach-Newport News, VA	Ozone	Maintenance	100	0.00	0.00	0.00	0.00	0.00	0.00	0.00	0.00	0.00	0.00
Ogden, UT	CO	Maintenance	100	0.00	0.00	0.00	0.00	0.00	0.00	0.00	0.00	0.00	0.00
Ogden, UT	PM ₁₀	Moderate	100	0.00	0.00	0.00	0.00	0.00	0.00	0.00	0.00	0.00	0.00
Oglesby, IL	PM ₁₀	Maintenance	100	0.00	0.00	0.00	0.00	0.00	0.00	0.00	0.00	0.00	0.00
Olmsted County, MN	PM ₁₀	Maintenance	100	0.00	0.00	0.00	0.00	0.00	0.00	0.00	0.00	0.00	0.00
Olympia, Tumwater, Lacey, WA	PM ₁₀	Maintenance	100	0.00	0.00	0.00	0.00	0.00	0.00	0.00	0.00	0.00	0.00
Owens Valley, CA	PM ₁₀	Serious	70	0.00	0.00	0.00	0.00	0.00	0.00	0.00	0.00	0.00	0.00
Pagosa Springs, CO	PM ₁₀	Maintenance	100	0.00	0.00	0.00	0.00	0.00	0.00	0.00	0.00	0.00	0.00

Table D1-11 Emission Changes <u>a</u> / by Nonattainment Area with Alternative Standards for HD Vehicles 1,3-Butadiene 2030													
Nonattainment Area	Pollutant	Status <u>c</u> /	General Conformity Threshold <u>d</u> /	Emissions Changes for Proposed Alternatives (tons/year)									
				Alt. 1	Alt. 2	Alt. 3	Alt. 4	Alt. 6A	Alt. 5	Alt. 6 <u>b</u> /	Alt. 7	Alt. 6B	Alt. 8
				No Action	Engine Only	Class 8 Tractors	Engines & Classes 7-8 Tractors	15% below Preferred Alternative Stringency	Engines, Classes 7-8 Tractors, & Classes 2b-3	Engines, Tractors, & Classes 2b-8	Engines, Tractors, & Truck, & Trailers	20% above Preferred Alternative Stringency	Accelerated Hybrid Adoption
Parkersburg-Marietta, WV-OH	Ozone	Maintenance	100	0.00	0.00	0.00	0.00	0.00	0.00	0.00	0.00	0.00	0.00
Parkersburg-Marietta, WV-OH	PM _{2.5}	Nonattainment	100	0.00	0.00	0.00	0.00	0.00	0.00	0.00	0.00	0.00	0.00
Payson, AZ	PM ₁₀	Maintenance	100	0.00	0.00	0.00	0.00	0.00	0.00	0.00	0.00	0.00	0.00
Penns Grove, NJ	CO	Maintenance	100	0.00	0.00	0.00	0.00	0.00	0.00	0.00	0.00	0.00	0.00
Peoria, IL	SO _x	Maintenance	100	0.00	0.00	0.00	0.00	0.00	0.00	0.00	0.00	0.00	0.00
Perth Amboy, NJ	CO	Maintenance	100	0.00	0.00	0.00	0.00	0.00	0.00	0.00	0.00	0.00	0.00
Philadelphia-Camden County, PA-NJ	CO	Maintenance	100	0.00	0.00	0.00	0.00	0.00	0.00	0.00	0.00	0.00	0.00
Phildelphia-Wilmington, PA-NY-DE	PM _{2.5}	Nonattainment	100	0.00	0.02	-0.02	0.01	0.01	0.01	0.01	0.01	0.01	0.01
Phildelphia-Wilmington-Atlantic City, PA-NY-MD-DE	Ozone	Moderate	50	0.00	0.03	-0.02	0.01	0.01	0.01	0.01	0.01	0.01	0.01
Phoenix, AZ	CO	Maintenance	100	0.00	0.05	-0.04	0.01	0.02	0.02	0.01	0.01	0.01	0.01
Phoenix, AZ	PM ₁₀	Serious	70	0.00	0.05	-0.04	0.01	0.02	0.02	0.01	0.01	0.01	0.01
Phoenix-Mesa, AZ	Ozone	Former Subpart 1	50	0.00	0.02	-0.02	0.01	0.01	0.01	0.01	0.01	0.01	0.01
Pierce County, WA	PM ₁₀	Maintenance	100	0.00	0.00	0.00	0.00	0.00	0.00	0.00	0.00	0.00	0.00
Pinehurst, ID	PM ₁₀	Moderate	100	0.00	0.00	0.00	0.00	0.00	0.00	0.00	0.00	0.00	0.00
Pittsburgh, PA	CO	Maintenance	100	0.00	0.00	0.00	0.00	0.00	0.00	0.00	0.00	0.00	0.00
Pittsburgh-Beaver Valley, PA	Ozone	Former Subpart 1	50	0.00	0.02	-0.02	0.01	0.01	0.01	0.01	0.01	0.01	0.01
Pittsburgh-Beaver Valley, PA	PM _{2.5}	Nonattainment	100	0.00	0.02	-0.02	0.01	0.01	0.01	0.01	0.01	0.01	0.01
Polk County, TN	SO _x	Maintenance	100	0.00	0.00	0.00	0.00	0.00	0.00	0.00	0.00	0.00	0.00
Polson, MT	PM ₁₀	Moderate	100	0.00	0.00	0.00	0.00	0.00	0.00	0.00	0.00	0.00	0.00
Portland, ME	Ozone	Maintenance	100	0.00	0.00	0.00	0.00	0.00	0.00	0.00	0.00	0.00	0.00
Portland, OR	CO	Maintenance	100	0.00	0.01	0.00	0.00	0.00	0.00	0.00	0.00	0.00	0.00
Portneuf Valley, ID	PM ₁₀	Maintenance	100	0.00	0.00	0.00	0.00	0.00	0.00	0.00	0.00	0.00	0.00
Poughkeepsie, NY	Ozone	Moderate	50	0.00	0.00	0.00	0.00	0.00	0.00	0.00	0.00	0.00	0.00
Presque Isle, ME	PM ₁₀	Maintenance	100	0.00	0.00	0.00	0.00	0.00	0.00	0.00	0.00	0.00	0.00
Providence (entire State), RI	Ozone	Moderate	50	0.00	0.00	0.00	0.00	0.00	0.00	0.00	0.00	0.00	0.00
Provo, UT	CO	Maintenance	100	0.00	0.00	0.00	0.00	0.00	0.00	0.00	0.00	0.00	0.00
Raleigh-Durham, NC	CO	Maintenance	100	0.00	0.01	-0.01	0.00	0.00	0.00	0.00	0.00	0.00	0.00
Raleigh-Durham-Chapel Hill, NC	Ozone	Maintenance	100	0.00	0.01	-0.01	0.00	0.00	0.00	0.00	0.00	0.00	0.00
Ramsey County, MN	PM ₁₀	Maintenance	100	0.00	0.00	0.00	0.00	0.00	0.00	0.00	0.00	0.00	0.00
Reading, PA	Ozone	Maintenance	100	0.00	0.00	0.00	0.00	0.00	0.00	0.00	0.00	0.00	0.00
Reading, PA	PM _{2.5}	Nonattainment	100	0.00	0.00	0.00	0.00	0.00	0.00	0.00	0.00	0.00	0.00
Reno, NV	CO	Maintenance	100	0.00	0.00	0.00	0.00	0.00	0.00	0.00	0.00	0.00	0.00
Rhineland (Oneida County), WI	SO _x	Maintenance	100	0.00	0.00	0.00	0.00	0.00	0.00	0.00	0.00	0.00	0.00
Richmond-Petersburg, VA	Ozone	Maintenance	100	0.00	0.00	0.00	0.00	0.00	0.00	0.00	0.00	0.00	0.00
Rillito, AZ	PM ₁₀	Moderate	100	0.00	0.00	0.00	0.00	0.00	0.00	0.00	0.00	0.00	0.00
Riverside County (Coachella Valley), CA	Ozone	Severe	25	0.00	0.00	0.00	0.00	0.00	0.00	0.00	0.00	0.00	0.00
Roanoke, VA	Ozone	Former Subpart 1	50	0.00	0.00	0.00	0.00	0.00	0.00	0.00	0.00	0.00	0.00
Rochester (Olmsted County), MN	SO _x	Maintenance	100	0.00	0.00	0.00	0.00	0.00	0.00	0.00	0.00	0.00	0.00
Rochester, NY	Ozone	Former Subpart 1	50	0.00	0.00	0.00	0.00	0.00	0.00	0.00	0.00	0.00	0.00
Rocky Mount, NC	Ozone	Maintenance	100	0.00	0.00	0.00	0.00	0.00	0.00	0.00	0.00	0.00	0.00
Rome, GA	PM _{2.5}	Nonattainment	100	0.00	0.00	0.00	0.00	0.00	0.00	0.00	0.00	0.00	0.00
Ronan, MT	PM ₁₀	Moderate	100	0.00	0.00	0.00	0.00	0.00	0.00	0.00	0.00	0.00	0.00
Rothschild, Rib Mountain, Weston (Marathon County), WI	SO _x	Maintenance	100	0.00	0.00	0.00	0.00	0.00	0.00	0.00	0.00	0.00	0.00

Table D1-11 Emission Changes <u>a</u> / by Nonattainment Area with Alternative Standards for HD Vehicles 1,3-Butadiene 2030													
Nonattainment Area	Pollutant	Status <u>c</u> /	General Conformity Threshold <u>d</u> /	Emissions Changes for Proposed Alternatives (tons/year)									
				Alt. 1	Alt. 2	Alt. 3	Alt. 4	Alt. 6A	Alt. 5	Alt. 6 <u>b</u> /	Alt. 7	Alt. 6B	Alt. 8
				No Action	Engine Only	Class 8 Tractors	Engines & Classes 7-8 Tractors	15% below Preferred Alternative Stringency	Engines, Classes 7-8 Tractors, & Classes 2b-3	Engines, Tractors, & Classes 2b-8	Engines, Tractors, & Truck, & Trailers	20% above Preferred Alternative Stringency	Accelerated Hybrid Adoption
Sacramento County, CA	PM ₁₀	Moderate	100	0.00	0.01	-0.01	0.00	0.00	0.00	0.00	0.00	0.00	0.00
Sacramento Metro, CA	Ozone	Severe	25	0.00	0.01	-0.01	0.00	0.00	0.00	0.00	0.00	0.00	0.00
Sacramento, CA	CO	Maintenance	100	0.00	0.01	-0.01	0.00	0.00	0.00	0.00	0.00	0.00	0.00
Salem, OR	CO	Maintenance	100	0.00	0.00	0.00	0.00	0.00	0.00	0.00	0.00	0.00	0.00
Salt Lake City, UT	CO	Maintenance	100	0.00	0.00	0.00	0.00	0.00	0.00	0.00	0.00	0.00	0.00
Salt Lake County, UT	PM ₁₀	Moderate	100	0.00	0.01	-0.01	0.00	0.00	0.00	0.00	0.00	0.00	0.00
Salt Lake County, UT	SO _x	Nonattainment	100	0.00	0.01	-0.01	0.00	0.00	0.00	0.00	0.00	0.00	0.00
San Antonio, TX	Ozone	Former Subpart 1	50	0.00	0.01	-0.01	0.00	0.00	0.00	0.00	0.00	0.00	0.00
San Bernardino County, CA	PM ₁₀	Moderate	100	0.00	0.00	0.00	0.00	0.00	0.00	0.00	0.00	0.00	0.00
San Diego, CA	CO	Maintenance	100	0.00	0.02	-0.02	0.01	0.01	0.01	0.01	0.01	0.01	0.01
San Diego, CA	Ozone	Former Subpart 1	50	0.00	0.02	-0.02	0.01	0.01	0.01	0.01	0.01	0.01	0.01
San Francisco Bay Area, CA	Ozone	Marginal	50	0.00	0.02	-0.02	0.01	0.01	0.01	0.01	0.01	0.01	0.01
San Francisco-Oakland-San Jose, CA	CO	Maintenance	100	0.00	0.02	-0.02	0.01	0.01	0.01	0.01	0.01	0.01	0.01
San Joaquin Valley, CA	Ozone	Extreme	10	0.00	0.07	-0.05	0.02	0.02	0.02	0.02	0.02	0.02	0.02
San Joaquin Valley, CA	PM ₁₀	Maintenance	100	0.00	0.07	-0.05	0.02	0.02	0.02	0.02	0.02	0.02	0.02
San Joaquin Valley, CA	PM _{2.5}	Nonattainment	100	0.00	0.07	-0.05	0.02	0.02	0.02	0.02	0.02	0.02	0.02
San Manuel (Pinal County), AZ	SO _x	Maintenance	100	0.00	0.00	0.00	0.00	0.00	0.00	0.00	0.00	0.00	0.00
Sanders County (part);Thompson Falls and vicinity, MT	PM ₁₀	Moderate	100	0.00	0.00	0.00	0.00	0.00	0.00	0.00	0.00	0.00	0.00
Scranton-Wilkes Barre, PA	Ozone	Maintenance	100	0.00	0.00	0.00	0.00	0.00	0.00	0.00	0.00	0.00	0.00
Seattle-Tacoma, WA	CO	Maintenance	100	0.00	0.02	-0.01	0.01	0.01	0.01	0.00	0.00	0.00	0.00
Sheboygan, WI	Ozone	Moderate	50	0.00	0.00	0.00	0.00	0.00	0.00	0.00	0.00	0.00	0.00
Sheridan, WY	PM ₁₀	Moderate	100	0.00	0.00	0.00	0.00	0.00	0.00	0.00	0.00	0.00	0.00
Shoshone County, ID	PM ₁₀	Moderate	100	0.00	0.00	0.00	0.00	0.00	0.00	0.00	0.00	0.00	0.00
Somerville, NJ	CO	Maintenance	100	0.00	0.00	0.00	0.00	0.00	0.00	0.00	0.00	0.00	0.00
South Bend-Elkhart, IN	Ozone	Maintenance	100	0.00	0.00	0.00	0.00	0.00	0.00	0.00	0.00	0.00	0.00
Southeast Chicago, IL	PM ₁₀	Maintenance	100	0.00	0.00	0.00	0.00	0.00	0.00	0.00	0.00	0.00	0.00
Spokane County, WA	PM ₁₀	Maintenance	100	0.00	0.00	0.00	0.00	0.00	0.00	0.00	0.00	0.00	0.00
Spokane, WA	CO	Maintenance	100	0.00	0.00	0.00	0.00	0.00	0.00	0.00	0.00	0.00	0.00
Springfield (western MA), MA	Ozone	Moderate	50	0.00	0.01	0.00	0.00	0.00	0.00	0.00	0.00	0.00	0.00
Springfield, MA	CO	Maintenance	100	0.00	0.00	0.00	0.00	0.00	0.00	0.00	0.00	0.00	0.00
St Louis, MO	CO	Maintenance	100	0.00	0.01	-0.01	0.00	0.00	0.00	0.00	0.00	0.00	0.00
St Louis, MO-IL	Ozone	Moderate	50	0.00	0.02	-0.02	0.01	0.01	0.01	0.01	0.01	0.01	0.01
St. Louis, MO-IL	PM _{2.5}	Nonattainment	100	0.00	0.02	-0.02	0.01	0.01	0.01	0.01	0.01	0.01	0.01
State College, PA	Ozone	Maintenance	100	0.00	0.00	0.00	0.00	0.00	0.00	0.00	0.00	0.00	0.00
Steamboat Springs, CO	PM ₁₀	Maintenance	100	0.00	0.00	0.00	0.00	0.00	0.00	0.00	0.00	0.00	0.00
Steubenville & Mingo Junction, OH	SO _x	Maintenance	100	0.00	0.00	0.00	0.00	0.00	0.00	0.00	0.00	0.00	0.00
Steubenville-Weirton, OH-WV	Ozone	Maintenance	100	0.00	0.00	0.00	0.00	0.00	0.00	0.00	0.00	0.00	0.00
Steubenville-Weirton, OH-WV	PM _{2.5}	Nonattainment	100	0.00	0.00	0.00	0.00	0.00	0.00	0.00	0.00	0.00	0.00
Stockton, CA	CO	Maintenance	100	0.00	0.00	0.00	0.00	0.00	0.00	0.00	0.00	0.00	0.00
Sutter County (Sutter Buttes), CA	Ozone	Former Subpart 1	50	0.00	0.00	0.00	0.00	0.00	0.00	0.00	0.00	0.00	0.00
Syracuse, NY	CO	Maintenance	100	0.00	0.00	0.00	0.00	0.00	0.00	0.00	0.00	0.00	0.00
Telluride, CO	PM ₁₀	Maintenance	100	0.00	0.00	0.00	0.00	0.00	0.00	0.00	0.00	0.00	0.00
Terre Haute, IN	Ozone	Maintenance	100	0.00	0.00	0.00	0.00	0.00	0.00	0.00	0.00	0.00	0.00

Table D1-11
Emission Changes ^{a/} by Nonattainment Area with Alternative Standards for HD Vehicles
1,3-Butadiene 2030

Nonattainment Area	Pollutant	Status ^{c/}	General Conformity Threshold ^{d/}	Emissions Changes for Proposed Alternatives (tons/year)										
				Alt. 1	Alt. 2	Alt. 3	Alt. 4	Alt. 6A	Alt. 5	Alt. 6 ^{b/}	Alt. 7	Alt. 6B	Alt. 8	
				No Action	Engine Only	Class 8 Tractors	Engines & Classes 7-8 Tractors	15% below Preferred Alternative Stringency	Engines, Classes 7-8 Tractors, & Classes 2b-3	Engines, Tractors, & Classes 2b-8	Engines, Tractors, Trucks, & Trailers	20% above Preferred Alternative Stringency	Accelerated Hybrid Adoption	
Tioga County, PA	Ozone	Maintenance	100	0.00	0.00	0.00	0.00	0.00	0.00	0.00	0.00	0.00	0.00	0.00
Toledo, OH	Ozone	Maintenance	100	0.00	0.00	0.00	0.00	0.00	0.00	0.00	0.00	0.00	0.00	0.00
Toms River, NJ	CO	Maintenance	100	0.00	0.00	0.00	0.00	0.00	0.00	0.00	0.00	0.00	0.00	0.00
Tooele County, UT	SO _x	Nonattainment	100	0.00	0.00	0.00	0.00	0.00	0.00	0.00	0.00	0.00	0.00	0.00
Trenton, NJ	CO	Maintenance	100	0.00	0.00	0.00	0.00	0.00	0.00	0.00	0.00	0.00	0.00	0.00
Trona, CA	PM ₁₀	Moderate	100	0.00	0.00	0.00	0.00	0.00	0.00	0.00	0.00	0.00	0.00	0.00
Tucson, AZ	CO	Maintenance	100	0.00	0.00	0.00	0.00	0.00	0.00	0.00	0.00	0.00	0.00	0.00
Utah County, UT	PM ₁₀	Moderate	100	0.00	0.00	0.00	0.00	0.00	0.00	0.00	0.00	0.00	0.00	0.00
Vancouver, WA	CO	Maintenance	100	0.00	0.00	0.00	0.00	0.00	0.00	0.00	0.00	0.00	0.00	0.00
Ventura County, CA	Ozone	Serious	50	0.00	0.00	0.00	0.00	0.00	0.00	0.00	0.00	0.00	0.00	0.00
Vermillion County, IN	PM ₁₀	Maintenance	100	0.00	0.00	0.00	0.00	0.00	0.00	0.00	0.00	0.00	0.00	0.00
Vigo County, IN	SO _x	Maintenance	100	0.00	0.00	0.00	0.00	0.00	0.00	0.00	0.00	0.00	0.00	0.00
Wallula, WA	PM ₁₀	Maintenance	100	0.00	0.00	0.00	0.00	0.00	0.00	0.00	0.00	0.00	0.00	0.00
Waltham, MA	CO	Maintenance	100	0.00	0.00	0.00	0.00	0.00	0.00	0.00	0.00	0.00	0.00	0.00
Warren County, NJ	SO _x	Maintenance	100	0.00	0.00	0.00	0.00	0.00	0.00	0.00	0.00	0.00	0.00	0.00
Warren County, PA	SO _x	Nonattainment	100	0.00	0.00	0.00	0.00	0.00	0.00	0.00	0.00	0.00	0.00	0.00
Washington County (Hagerstown), MD	Ozone	Former Subpart 1	50	0.00	0.00	0.00	0.00	0.00	0.00	0.00	0.00	0.00	0.00	0.00
Washington, DC-MD-VA	CO	Maintenance	100	0.00	0.03	-0.03	0.01	0.01	0.01	0.01	0.01	0.01	0.01	0.01
Washington, DC-MD-VA	Ozone	Moderate	50	0.00	0.03	-0.03	0.01	0.01	0.01	0.01	0.01	0.01	0.01	0.01
Washington, DC-MD-VA	PM _{2.5}	Nonattainment	100	0.00	0.03	-0.03	0.01	0.01	0.01	0.01	0.01	0.01	0.01	0.01
Washoe County, NV	PM ₁₀	Serious	70	0.00	0.00	0.00	0.00	0.00	0.00	0.00	0.00	0.00	0.00	0.00
Waterford Township (Washington County), OH	SO _x	Maintenance	100	0.00	0.00	0.00	0.00	0.00	0.00	0.00	0.00	0.00	0.00	0.00
Wayne County, IN	SO _x	Maintenance	100	0.00	0.00	0.00	0.00	0.00	0.00	0.00	0.00	0.00	0.00	0.00
Wayne County, MI	PM ₁₀	Maintenance	100	0.00	0.00	0.00	0.00	0.00	0.00	0.00	0.00	0.00	0.00	0.00
Weirton, WV	PM ₁₀	Maintenance	100	0.00	0.00	0.00	0.00	0.00	0.00	0.00	0.00	0.00	0.00	0.00
Weirton, WV	SO _x	Maintenance	100	0.00	0.00	0.00	0.00	0.00	0.00	0.00	0.00	0.00	0.00	0.00
Wheeling, WV-OH	Ozone	Maintenance	100	0.00	0.00	0.00	0.00	0.00	0.00	0.00	0.00	0.00	0.00	0.00
Wheeling, WV-OH	PM _{2.5}	Nonattainment	100	0.00	0.00	0.00	0.00	0.00	0.00	0.00	0.00	0.00	0.00	0.00
Winston-Salem, NC	CO	Maintenance	100	0.00	0.00	0.00	0.00	0.00	0.00	0.00	0.00	0.00	0.00	0.00
Worcester, MA	CO	Maintenance	100	0.00	0.00	0.00	0.00	0.00	0.00	0.00	0.00	0.00	0.00	0.00
Yakima County, WA	PM ₁₀	Maintenance	100	0.00	0.00	0.00	0.00	0.00	0.00	0.00	0.00	0.00	0.00	0.00
Yakima, WA	CO	Maintenance	100	0.00	0.00	0.00	0.00	0.00	0.00	0.00	0.00	0.00	0.00	0.00
York, PA	Ozone	Maintenance	100	0.00	0.00	0.00	0.00	0.00	0.00	0.00	0.00	0.00	0.00	0.00
York, PA	PM _{2.5}	Nonattainment	100	0.00	0.00	0.00	0.00	0.00	0.00	0.00	0.00	0.00	0.00	0.00
Youngstown-Warren-Sharon, OH-PA	Ozone	Maintenance	100	0.00	0.00	0.00	0.00	0.00	0.00	0.00	0.00	0.00	0.00	0.00
Yuma, AZ	PM ₁₀	Moderate	100	0.00	0.00	0.00	0.00	0.00	0.00	0.00	0.00	0.00	0.00	0.00

^{a/} Negative emissions changes indicate reductions; positive emissions changes are increases. Values of less than 0.005 tons/year are rounded to zero.

^{b/} Preferred Alternative

^{c/} Pollutants for which the area is designated nonattainment or maintenance as of 2010. Source: 40 CFR 81.

^{d/} Emissions thresholds in tons/year of: CO in CO maintenance and nonattainment areas; VOC or NO_x in ozone maintenance and nonattainment areas; primary PM_{2.5} in PM_{2.5} maintenance and nonattainment areas; primary PM₁₀ in PM₁₀ maintenance and nonattainment areas; and SO₂ in SO₂ maintenance and nonattainment areas. Source: 40 CFR § 93.153. These thresholds are provided for information only; a general conformity determination is not required for the proposed actions. (See section 3.3.1.)

Source: EPA (U.S. Environmental Protection Agency). 2010. The Green Book Nonattainment Areas. Washington, District of Columbia. Last Revised: June 16, 2010. U.S. Environmental Protection Agency. Available: <http://www.epa.gov/oaqps001/greenbk/>. Accessed: August 6, 2010.

Table D1-12 Emission Changes <u>a</u> / by Nonattainment Area with Alternative Standards for HD Vehicles 1,3-Butadiene 2050														
Nonattainment Area	Pollutant	Status <u>c</u> /	General Conformity Threshold <u>d</u> /	Emissions Changes for Proposed Alternatives (tons/year)										
				Alt. 1	Alt. 2	Alt. 3	Alt. 4	Alt. 6A	Alt. 5	Alt. 6 <u>b</u> /	Alt. 7	Alt. 6B	Alt. 8	
				No Action	Engine Only	Class 8 Tractors	Engines & Classes 7-8 Tractors	15% below Preferred Alternative Stringency	Engines, Classes 7-8 Tractors, & Classes 2b-3	Engines, Tractors, & Classes 2b-8	Engines, Tractors, & Truckers, & Trailers	20% above Preferred Alternative Stringency	Accelerated Hybrid Adoption	
Addison Township (Gallia County), OH	SO _x	Maintenance	100	0.00	0.00	0.00	0.00	0.00	0.00	0.00	0.00	0.00	0.00	0.00
Ajo (Pima County), AZ	PM ₁₀	Moderate	100	0.00	0.00	0.00	0.00	0.00	0.00	0.00	0.00	0.00	0.00	0.00
Ajo (Pima County), AZ	SO _x	Maintenance	100	0.00	0.00	0.00	0.00	0.00	0.00	0.00	0.00	0.00	0.00	0.00
Albany-Schenectady-Troy, NY	Ozone	Former Subpart 1	50	0.00	0.01	0.00	0.00	0.00	0.00	0.00	0.00	0.00	0.00	0.00
Albuquerque, NM	CO	Maintenance	100	0.00	0.00	0.00	0.00	0.00	0.00	0.00	0.00	0.00	0.00	0.00
Allegan County, MI	Ozone	Former Subpart 1	50	0.00	0.00	0.00	0.00	0.00	0.00	0.00	0.00	0.00	0.00	0.00
Allentown-Bethlehem-Easton, PA	Ozone	Maintenance	100	0.00	0.01	0.00	0.00	0.00	0.00	0.00	0.00	0.00	0.00	0.00
Altoona, PA	Ozone	Maintenance	100	0.00	0.00	0.00	0.00	0.00	0.00	0.00	0.00	0.00	0.00	0.00
Amador and Calveras Counties (Central Mountain), CA	Ozone	Former Subpart 1	50	0.00	0.00	0.00	0.00	0.00	0.00	0.00	0.00	0.00	0.00	0.00
Anchorage, AK	CO	Maintenance	100	0.00	0.00	0.00	0.00	0.00	0.00	0.00	0.00	0.00	0.00	0.00
Anthony, NM	PM ₁₀	Moderate	100	0.00	0.00	0.00	0.00	0.00	0.00	0.00	0.00	0.00	0.00	0.00
Armstrong County, PA	SO _x	Nonattainment	100	0.00	0.00	0.00	0.00	0.00	0.00	0.00	0.00	0.00	0.00	0.00
Aspen, CO	PM ₁₀	Maintenance	100	0.00	0.00	0.00	0.00	0.00	0.00	0.00	0.00	0.00	0.00	0.00
Atlanta, GA	Ozone	Moderate	50	0.00	0.13	-0.10	0.05	0.05	0.05	0.04	0.04	0.04	0.04	0.04
Atlanta, GA	PM _{2.5}	Nonattainment	100	0.00	0.13	-0.10	0.05	0.05	0.05	0.04	0.04	0.04	0.04	0.04
Atlantic City, NJ	CO	Maintenance	100	0.00	0.00	0.00	0.00	0.00	0.00	0.00	0.00	0.00	0.00	0.00
Bakersfield, CA	CO	Maintenance	100	0.00	0.00	-0.01	-0.01	-0.01	-0.01	-0.01	-0.01	-0.01	-0.01	-0.01
Baltimore, MD	CO	Maintenance	100	0.00	0.03	-0.02	0.01	0.01	0.01	0.01	0.01	0.01	0.01	0.01
Baltimore, MD	Ozone	Moderate	50	0.00	0.03	-0.02	0.01	0.01	0.01	0.01	0.01	0.01	0.01	0.01
Baltimore, MD	PM _{2.5}	Nonattainment	100	0.00	0.03	-0.02	0.01	0.01	0.01	0.01	0.01	0.01	0.01	0.01
Baton Rouge, LA	Ozone	Moderate	50	0.00	-0.16	-0.06	-0.17	-0.17	-0.17	-0.17	-0.17	-0.17	-0.17	-0.17
Beaumont-Port Arthur, TX	Ozone	Moderate	50	0.00	-0.56	-0.19	-0.56	-0.56	-0.56	-0.56	-0.56	-0.56	-0.56	-0.56
Benton County, TN	SO _x	Maintenance	100	0.00	0.00	0.00	0.00	0.00	0.00	0.00	0.00	0.00	0.00	0.00
Benton Harbor, MI	Ozone	Maintenance	100	0.00	0.00	0.00	0.00	0.00	0.00	0.00	0.00	0.00	0.00	0.00
Benzie County, MI	Ozone	Maintenance	100	0.00	0.00	0.00	0.00	0.00	0.00	0.00	0.00	0.00	0.00	0.00
Berkeley and Jefferson Counties, WV	Ozone	Maintenance	100	0.00	0.00	0.00	0.00	0.00	0.00	0.00	0.00	0.00	0.00	0.00
Billings, MT	CO	Maintenance	100	0.00	0.00	0.00	0.00	0.00	0.00	0.00	0.00	0.00	0.00	0.00
Birmingham, AL	Ozone	Maintenance	100	0.00	0.02	-0.01	0.01	0.01	0.01	0.00	0.00	0.00	0.00	0.00
Birmingham, AL	PM _{2.5}	Nonattainment	100	0.00	0.02	-0.01	0.01	0.01	0.01	0.00	0.00	0.00	0.00	0.00
Boise-Northern Ada County, ID	CO	Maintenance	100	0.00	0.01	0.00	0.00	0.00	0.00	0.00	0.00	0.00	0.00	0.00
Boise-Northern Ada County, ID	PM ₁₀	Maintenance	100	0.00	0.01	0.00	0.00	0.00	0.00	0.00	0.00	0.00	0.00	0.00
Bonner County (Sandpoint), ID	PM ₁₀	Moderate	100	0.00	0.00	0.00	0.00	0.00	0.00	0.00	0.00	0.00	0.00	0.00
Boston, MA	CO	Maintenance	100	0.00	0.01	0.00	0.00	0.00	0.00	0.00	0.00	0.00	0.00	0.00
Boston-Lawrence-Worcester (eastern MA), MA	Ozone	Moderate	50	0.00	0.04	-0.03	0.01	0.01	0.01	0.01	0.01	0.01	0.01	0.01
Boston-Manchester-Portsmouth (southeast NH), NH	Ozone	Moderate	50	0.00	0.01	0.00	0.00	0.00	0.00	0.00	0.00	0.00	0.00	0.00
Boyd County (part), KY	SO _x	Maintenance	100	0.00	0.00	0.00	0.00	0.00	0.00	0.00	0.00	0.00	0.00	0.00
Buffalo-Niagara Falls, NY	Ozone	Former Subpart 1	50	0.00	0.01	0.00	0.00	0.00	0.00	0.00	0.00	0.00	0.00	0.00
Burlington, NJ	CO	Maintenance	100	0.00	0.00	0.00	0.00	0.00	0.00	0.00	0.00	0.00	0.00	0.00
Butte, MT	PM ₁₀	Moderate	100	0.00	0.00	0.00	0.00	0.00	0.00	0.00	0.00	0.00	0.00	0.00
Canon City, CO	PM ₁₀	Maintenance	100	0.00	0.00	0.00	0.00	0.00	0.00	0.00	0.00	0.00	0.00	0.00
Canton-Massillon, OH	Ozone	Maintenance	100	0.00	0.01	0.00	0.00	0.00	0.00	0.00	0.00	0.00	0.00	0.00
Canton-Massillon, OH	PM _{2.5}	Nonattainment	100	0.00	0.01	0.00	0.00	0.00	0.00	0.00	0.00	0.00	0.00	0.00
Case County, MI	Ozone	Maintenance	100	0.00	0.00	0.00	0.00	0.00	0.00	0.00	0.00	0.00	0.00	0.00

Table D1-12
Emission Changes a/ by Nonattainment Area with Alternative Standards for HD Vehicles
1,3-Butadiene 2050

Nonattainment Area	Pollutant	Status <u>c</u> /	General Conformity Threshold <u>d</u> /	Emissions Changes for Proposed Alternatives (tons/year)										
				Alt. 1	Alt. 2	Alt. 3	Alt. 4	Alt. 6A	Alt. 5	Alt. 6 <u>b</u> /	Alt. 7	Alt. 6B	Alt. 8	
				No Action	Engine Only	Class 8 Tractors	Engines & Classes 7-8 Tractors	15% below Preferred Alternative Stringency	Engines, Classes 7-8 Tractors, & Classes 2b-3	Engines, Tractors, & Classes 2b-8	Engines, Tractors, Trucks, & Trailers	20% above Preferred Alternative Stringency	Accelerated Hybrid Adoption	
Center Township (Morgan County), OH	SO _x	Maintenance	100	0.00	0.00	0.00	0.00	0.00	0.00	0.00	0.00	0.00	0.00	0.00
Central Steptoe Valley (White Pine County), NV	SO _x	Maintenance	100	0.00	0.00	0.00	0.00	0.00	0.00	0.00	0.00	0.00	0.00	0.00
Charleston, WV	Ozone	Maintenance	100	0.00	0.01	0.00	0.00	0.00	0.00	0.00	0.00	0.00	0.00	0.00
Charleston, WV	PM _{2.5}	Nonattainment	100	0.00	0.01	0.00	0.00	0.00	0.00	0.00	0.00	0.00	0.00	0.00
Charlotte, NC	CO	Maintenance	100	0.00	0.01	-0.01	0.00	0.00	0.00	0.00	0.00	0.00	0.00	0.00
Charlotte-Gastonia-Rock Hill, NC-SC	Ozone	Moderate	50	0.00	0.02	-0.01	0.01	0.01	0.01	0.01	0.01	0.01	0.01	0.01
Chattanooga, TN-GA-AL	PM _{2.5}	Nonattainment	100	0.00	0.01	0.00	0.00	0.00	0.00	0.00	0.00	0.00	0.00	0.00
Chattanooga, TN-GA	Ozone	Former Subpart 1	50	0.00	0.01	0.00	0.00	0.00	0.00	0.00	0.00	0.00	0.00	0.00
Chicago-Gary-Lake County, IL-IN	Ozone	Moderate	50	0.00	0.17	-0.13	0.07	0.07	0.07	0.07	0.05	0.05	0.05	0.05
Chicago-Gary-Lake County, IL-IN	PM _{2.5}	Nonattainment	100	0.00	0.17	-0.13	0.07	0.07	0.07	0.07	0.05	0.05	0.05	0.05
Chico, CA	CO	Maintenance	100	0.00	0.00	0.00	0.00	0.00	0.00	0.00	0.00	0.00	0.00	0.00
Chico, CA	Ozone	Former Subpart 1	50	0.00	0.00	0.00	0.00	0.00	0.00	0.00	0.00	0.00	0.00	0.00
Cincinnati-Hamilton, OH-KY-IN	Ozone	Former Subpart 1	50	0.00	0.04	-0.03	0.02	0.02	0.02	0.02	0.01	0.01	0.01	0.01
Cincinnati-Hamilton, OH-KY-IN	PM _{2.5}	Nonattainment	100	0.00	0.04	-0.03	0.02	0.02	0.02	0.02	0.01	0.01	0.01	0.01
Clairton & 4 Boroughs, PA	PM ₁₀	Maintenance	100	0.00	0.00	0.00	0.00	0.00	0.00	0.00	0.00	0.00	0.00	0.00
Clark County, NV	PM ₁₀	Serious	70	0.00	0.00	0.00	0.00	0.00	0.00	0.00	0.00	0.00	0.00	0.00
Clarksville-Hopkinsville, TN-KY	Ozone	Maintenance	100	0.00	0.00	0.00	0.00	0.00	0.00	0.00	0.00	0.00	0.00	0.00
Clearfield and Indiana Counties, PA	Ozone	Maintenance	100	0.00	0.00	0.00	0.00	0.00	0.00	0.00	0.00	0.00	0.00	0.00
Cleveland, OH	CO	Maintenance	100	0.00	0.01	-0.01	0.00	0.00	0.00	0.00	0.00	0.00	0.00	0.00
Cleveland-Akron-Lorain, OH	Ozone	Maintenance	100	0.00	0.06	-0.04	0.02	0.02	0.02	0.02	0.02	0.02	0.02	0.02
Cleveland-Akron-Lorain, OH	PM _{2.5}	Nonattainment	100	0.00	0.06	-0.04	0.02	0.02	0.02	0.02	0.02	0.02	0.02	0.02
Coachella Valley, CA	PM ₁₀	Serious	70	0.00	0.00	0.00	0.00	0.00	0.00	0.00	0.00	0.00	0.00	0.00
Colbert County, AL	SO _x	Maintenance	100	0.00	0.00	0.00	0.00	0.00	0.00	0.00	0.00	0.00	0.00	0.00
Colorado Springs, CO	CO	Maintenance	100	0.00	0.00	0.00	0.00	0.00	0.00	0.00	0.00	0.00	0.00	0.00
Columbia Falls, MT	PM ₁₀	Moderate	100	0.00	0.00	0.00	0.00	0.00	0.00	0.00	0.00	0.00	0.00	0.00
Columbia, SC	Ozone	Former Subpart 1	50	0.00	0.01	-0.01	0.00	0.00	0.00	0.00	0.00	0.00	0.00	0.00
Columbus, OH	Ozone	Maintenance	100	0.00	0.04	-0.03	0.02	0.02	0.02	0.02	0.01	0.01	0.01	0.01
Columbus, OH	PM _{2.5}	Nonattainment	100	0.00	0.04	-0.03	0.02	0.02	0.02	0.02	0.01	0.01	0.01	0.01
Conewango Township (Warren County), PA	SO _x	Maintenance	100	0.00	0.00	0.00	0.00	0.00	0.00	0.00	0.00	0.00	0.00	0.00
Coso Junction, CA	PM ₁₀	Moderate	100	0.00	0.00	0.00	0.00	0.00	0.00	0.00	0.00	0.00	0.00	0.00
Cuyahoga County, OH	PM ₁₀	Maintenance	100	0.00	0.02	-0.01	0.01	0.01	0.01	0.01	0.00	0.00	0.00	0.00
Cuyahoga County, OH	SO _x	Maintenance	100	0.00	0.02	-0.01	0.01	0.01	0.01	0.01	0.00	0.00	0.00	0.00
Dallas-Fort Worth, TX	Ozone	Moderate	50	0.00	0.04	-0.03	0.02	0.02	0.02	0.02	0.01	0.01	0.01	0.01
Dayton-Springfield, OH	Ozone	Maintenance	100	0.00	0.02	-0.01	0.01	0.01	0.01	0.01	0.01	0.01	0.01	0.01
Dayton-Springfield, OH	PM _{2.5}	Nonattainment	100	0.00	0.02	-0.01	0.01	0.01	0.01	0.01	0.01	0.01	0.01	0.01
Denver Metro, CO	PM ₁₀	Maintenance	100	0.00	0.02	-0.01	0.01	0.01	0.01	0.01	0.01	0.01	0.01	0.01
Denver-Boulder, CO	CO	Maintenance	100	0.00	0.02	-0.01	0.01	0.01	0.01	0.01	0.01	0.01	0.01	0.01
Denver-Boulder-Greeley-Fort Collins-Loveland, CO	Ozone	Former Subpart 1	50	0.00	0.02	-0.02	0.01	0.01	0.01	0.01	0.01	0.01	0.01	0.01
Detroit, MI	CO	Maintenance	100	0.00	0.02	-0.01	0.01	0.01	0.01	0.01	0.01	0.01	0.01	0.01
Detroit-Ann Arbor, MI	Ozone	Maintenance	100	0.00	0.13	-0.10	0.05	0.05	0.05	0.05	0.04	0.04	0.04	0.04
Detroit-Ann Arbor, MI	PM _{2.5}	Nonattainment	100	0.00	0.13	-0.10	0.05	0.05	0.05	0.05	0.04	0.04	0.04	0.04
Door County, WI	Ozone	Former Subpart 1	50	0.00	0.00	0.00	0.00	0.00	0.00	0.00	0.00	0.00	0.00	0.00
Douglas (Cochise County), AZ	PM ₁₀	Moderate	100	0.00	0.00	0.00	0.00	0.00	0.00	0.00	0.00	0.00	0.00	0.00

Table D1-12 Emission Changes <u>a</u> / by Nonattainment Area with Alternative Standards for HD Vehicles 1,3-Butadiene 2050													
Nonattainment Area	Pollutant	Status <u>c</u> /	General Conformity Threshold <u>d</u> /	Emissions Changes for Proposed Alternatives (tons/year)									
				Alt. 1	Alt. 2	Alt. 3	Alt. 4	Alt. 6A	Alt. 5	Alt. 6 <u>b</u> /	Alt. 7	Alt. 6B	Alt. 8
				No Action	Engine Only	Class 8 Tractors	Engines & Classes 7-8 Tractors	15% below Preferred Alternative Stringency	Engines, Classes 7-8 Tractors, & Classes 2b-3	Engines, Tractors, & Classes 2b-8	Engines, Tractors, & Truck, & Trailers	20% above Preferred Alternative Stringency	Accelerated Hybrid Adoption
Douglas (Cochise County), AZ	SO _x	Maintenance	100	0.00	0.00	0.00	0.00	0.00	0.00	0.00	0.00	0.00	0.00
Duluth, MN	CO	Maintenance	100	0.00	0.00	0.00	0.00	0.00	0.00	0.00	0.00	0.00	0.00
Eagle River, AK	PM ₁₀	Moderate	100	0.00	0.00	0.00	0.00	0.00	0.00	0.00	0.00	0.00	0.00
East Chicago, IN	CO	Maintenance	100	0.00	0.00	0.00	0.00	0.00	0.00	0.00	0.00	0.00	0.00
East Chicago, IN	PM ₁₀	Maintenance	100	0.00	0.00	0.00	0.00	0.00	0.00	0.00	0.00	0.00	0.00
East Helena Area (Lewis and Clark County), MT	SO _x	Nonattainment	100	0.00	0.00	0.00	0.00	0.00	0.00	0.00	0.00	0.00	0.00
El Paso County, TX	PM ₁₀	Moderate	100	0.00	0.00	0.00	0.00	0.00	0.00	0.00	0.00	0.00	0.00
El Paso, TX	CO	Maintenance	100	0.00	0.00	0.00	0.00	0.00	0.00	0.00	0.00	0.00	0.00
Erie, PA	Ozone	Maintenance	100	0.00	0.00	0.00	0.00	0.00	0.00	0.00	0.00	0.00	0.00
Essex County (Whiteface Mountain), NY	Ozone	Former Subpart 1	50	0.00	0.00	0.00	0.00	0.00	0.00	0.00	0.00	0.00	0.00
Eugene-Springfield, OR	CO	Maintenance	100	0.00	0.00	0.00	0.00	0.00	0.00	0.00	0.00	0.00	0.00
Eugene-Springfield, OR	PM ₁₀	Moderate	100	0.00	0.00	0.00	0.00	0.00	0.00	0.00	0.00	0.00	0.00
Evansville, IN	Ozone	Maintenance	100	0.00	0.01	-0.01	0.00	0.00	0.00	0.00	0.00	0.00	0.00
Evansville, IN	PM _{2.5}	Nonattainment	100	0.00	0.01	-0.01	0.00	0.00	0.00	0.00	0.00	0.00	0.00
Fairbanks, AK	CO	Maintenance	100	0.00	0.00	0.00	0.00	0.00	0.00	0.00	0.00	0.00	0.00
Fayetteville, NC	Ozone	Former Subpart 1	50	0.00	0.00	0.00	0.00	0.00	0.00	0.00	0.00	0.00	0.00
Flathead County; Whitefish and vicinity, MT	PM ₁₀	Moderate	100	0.00	0.00	0.00	0.00	0.00	0.00	0.00	0.00	0.00	0.00
Flint, MI	Ozone	Maintenance	100	0.00	0.01	-0.01	0.00	0.00	0.00	0.00	0.00	0.00	0.00
Follansbee, WV	PM ₁₀	Maintenance	100	0.00	0.00	0.00	0.00	0.00	0.00	0.00	0.00	0.00	0.00
Fort Collins, CO	CO	Maintenance	100	0.00	0.00	0.00	0.00	0.00	0.00	0.00	0.00	0.00	0.00
Fort Hall Reservation, ID	PM ₁₀	Moderate	100	0.00	0.00	0.00	0.00	0.00	0.00	0.00	0.00	0.00	0.00
Fort Wayne, IN	Ozone	Maintenance	100	0.00	0.00	0.00	0.00	0.00	0.00	0.00	0.00	0.00	0.00
Franklin County, PA	Ozone	Maintenance	100	0.00	0.00	0.00	0.00	0.00	0.00	0.00	0.00	0.00	0.00
Franklin Township (Coshocton County), OH	SO _x	Maintenance	100	0.00	0.00	0.00	0.00	0.00	0.00	0.00	0.00	0.00	0.00
Frederick County, VA	Ozone	Former Subpart 1	50	0.00	0.00	0.00	0.00	0.00	0.00	0.00	0.00	0.00	0.00
Fredericksburg, VA	Ozone	Maintenance	100	0.00	0.00	0.00	0.00	0.00	0.00	0.00	0.00	0.00	0.00
Freehold, NJ	CO	Maintenance	100	0.00	0.00	0.00	0.00	0.00	0.00	0.00	0.00	0.00	0.00
Fresno, CA	CO	Maintenance	100	0.00	0.00	0.00	0.00	0.00	0.00	0.00	0.00	0.00	0.00
Grand Rapids, MI	Ozone	Maintenance	100	0.00	0.01	-0.01	0.00	0.00	0.00	0.00	0.00	0.00	0.00
Granite City, Nameoki Townships, IL	PM ₁₀	Maintenance	100	0.00	0.00	0.00	0.00	0.00	0.00	0.00	0.00	0.00	0.00
Grant County, NM	SO _x	Maintenance	100	0.00	0.00	0.00	0.00	0.00	0.00	0.00	0.00	0.00	0.00
Grants Pass, OR	CO	Maintenance	100	0.00	0.00	0.00	0.00	0.00	0.00	0.00	0.00	0.00	0.00
Grants Pass, OR	PM ₁₀	Maintenance	100	0.00	0.00	0.00	0.00	0.00	0.00	0.00	0.00	0.00	0.00
Great Falls, MT	CO	Maintenance	100	0.00	0.00	0.00	0.00	0.00	0.00	0.00	0.00	0.00	0.00
Greater Connecticut, CT	Ozone	Moderate	50	0.00	0.01	-0.01	0.00	0.00	0.00	0.00	0.00	0.00	0.00
Greeley, CO	CO	Maintenance	100	0.00	0.00	0.00	0.00	0.00	0.00	0.00	0.00	0.00	0.00
Green Bay, WI	SO _x	Maintenance	100	0.00	0.00	0.00	0.00	0.00	0.00	0.00	0.00	0.00	0.00
Greene County, IN	Ozone	Maintenance	100	0.00	0.00	0.00	0.00	0.00	0.00	0.00	0.00	0.00	0.00
Greene County, PA	Ozone	Maintenance	100	0.00	0.00	0.00	0.00	0.00	0.00	0.00	0.00	0.00	0.00
Greensboro-Winston Salem-High Point, NC	Ozone	Marginal	50	0.00	0.02	-0.02	0.01	0.01	0.01	0.01	0.01	0.01	0.01
Greensboro-Winston salem-High Point, NC	PM _{2.5}	Nonattainment	100	0.00	0.02	-0.02	0.01	0.01	0.01	0.01	0.01	0.01	0.01
Greenville-Spartanburg-Anderson, SC	Ozone	Former Subpart 1	50	0.00	0.01	-0.01	0.00	0.00	0.00	0.00	0.00	0.00	0.00
Groveland Township (Tazewell County), IL	SO _x	Maintenance	100	0.00	0.00	0.00	0.00	0.00	0.00	0.00	0.00	0.00	0.00

Table D1-12 Emission Changes <u>a</u> / by Nonattainment Area with Alternative Standards for HD Vehicles 1,3-Butadiene 2050														
Nonattainment Area	Pollutant	Status <u>c</u> /	General Conformity Threshold <u>d</u> /	Emissions Changes for Proposed Alternatives (tons/year)										
				Alt. 1	Alt. 2	Alt. 3	Alt. 4	Alt. 6A	Alt. 5	Alt. 6 <u>b</u> /	Alt. 7	Alt. 6B	Alt. 8	
				No Action	Engine Only	Class 8 Tractors	Engines & Classes 7-8 Tractors	15% below Preferred Alternative Stringency	Engines, Classes 7-8 Tractors, & Classes 2b-3	Engines, Tractors, & Classes 2b-8	Engines, Tractors, & Truck, & Trailers	20% above Preferred Alternative Stringency	Accelerated Hybrid Adoption	
Hancock-Knox-Lincoln-Waldo Counties, ME	Ozone	Maintenance	100	0.00	0.00	0.00	0.00	0.00	0.00	0.00	0.00	0.00	0.00	0.00
Harrisburg-Lebanon-Carlisle, PA	Ozone	Maintenance	100	0.00	0.02	-0.02	0.01	0.01	0.01	0.01	0.01	0.01	0.01	0.01
Harrisburg-Lebanon-Carlisle, PA	PM _{2.5}	Nonattainment	100	0.00	0.02	-0.02	0.01	0.01	0.01	0.01	0.01	0.01	0.01	0.01
Hartford-New Britain-Middletown, CT	CO	Maintenance	100	0.00	0.00	0.00	0.00	0.00	0.00	0.00	0.00	0.00	0.00	0.00
Hayden (Pinal County), AZ	SO _x	Nonattainment	100	0.00	0.00	0.00	0.00	0.00	0.00	0.00	0.00	0.00	0.00	0.00
Hayden/Miami, AZ	PM ₁₀	Moderate	100	0.00	0.00	0.00	0.00	0.00	0.00	0.00	0.00	0.00	0.00	0.00
Haywood and Swain Counties (Great Smoky Mountain NP), NC	Ozone	Maintenance	100	0.00	0.00	0.00	0.00	0.00	0.00	0.00	0.00	0.00	0.00	0.00
Hazelwood, PA	SO _x	Maintenance	100	0.00	0.00	0.00	0.00	0.00	0.00	0.00	0.00	0.00	0.00	0.00
Hickory, NC	PM _{2.5}	Nonattainment	100	0.00	0.00	0.00	0.00	0.00	0.00	0.00	0.00	0.00	0.00	0.00
Hickory-Morgantown-Lenoir, NC	Ozone	Former Subpart 1	50	0.00	0.00	0.00	0.00	0.00	0.00	0.00	0.00	0.00	0.00	0.00
Hollis Township, IL	SO _x	Maintenance	100	0.00	0.00	0.00	0.00	0.00	0.00	0.00	0.00	0.00	0.00	0.00
Houston-Galveston-Brazoria, TX	Ozone	Severe	25	0.00	-0.80	-0.31	-0.83	-0.83	-0.83	-0.83	-0.83	-0.83	-0.83	-0.83
Humphreys County, TN	SO _x	Maintenance	100	0.00	0.00	0.00	0.00	0.00	0.00	0.00	0.00	0.00	0.00	0.00
Huntington-Ashland, WV-KY-OH	PM _{2.5}	Nonattainment	100	0.00	0.00	0.00	0.00	0.00	0.00	0.00	0.00	0.00	0.00	0.00
Huntington-Ashland, WV-KY	Ozone	Maintenance	100	0.00	0.00	0.00	0.00	0.00	0.00	0.00	0.00	0.00	0.00	0.00
Huron County, MI	Ozone	Maintenance	100	0.00	0.00	0.00	0.00	0.00	0.00	0.00	0.00	0.00	0.00	0.00
Imperial County, CA	Ozone	Moderate	50	0.00	0.00	0.00	0.00	0.00	0.00	0.00	0.00	0.00	0.00	0.00
Imperial Valley, CA	PM ₁₀	Serious	70	0.00	0.00	0.00	0.00	0.00	0.00	0.00	0.00	0.00	0.00	0.00
Indian Wells, CA	PM ₁₀	Maintenance	100	0.00	0.00	0.00	0.00	0.00	0.00	0.00	0.00	0.00	0.00	0.00
Indianapolis, IN	CO	Maintenance	100	0.00	0.04	-0.03	0.02	0.02	0.02	0.02	0.01	0.01	0.01	0.01
Indianapolis, IN	Ozone	Maintenance	100	0.00	0.04	-0.03	0.02	0.02	0.02	0.02	0.01	0.01	0.01	0.01
Indianapolis, IN	PM _{2.5}	Nonattainment	100	0.00	0.04	-0.03	0.02	0.02	0.02	0.02	0.01	0.01	0.01	0.01
Jackson County, IN	Ozone	Maintenance	100	0.00	0.00	0.00	0.00	0.00	0.00	0.00	0.00	0.00	0.00	0.00
Jamestown, NY	Ozone	Former Subpart 1	50	0.00	0.00	0.00	0.00	0.00	0.00	0.00	0.00	0.00	0.00	0.00
Jefferson County, NY	Ozone	Moderate	50	0.00	0.00	0.00	0.00	0.00	0.00	0.00	0.00	0.00	0.00	0.00
Jefferson County, OH	PM ₁₀	Maintenance	100	0.00	0.00	0.00	0.00	0.00	0.00	0.00	0.00	0.00	0.00	0.00
Johnson City-Kingsport-Bristol, TN	Ozone	Former Subpart 1	50	0.00	0.00	0.00	0.00	0.00	0.00	0.00	0.00	0.00	0.00	0.00
Johnstown, PA	Ozone	Maintenance	100	0.00	0.00	0.00	0.00	0.00	0.00	0.00	0.00	0.00	0.00	0.00
Johnstown, PA	PM _{2.5}	Nonattainment	100	0.00	0.00	0.00	0.00	0.00	0.00	0.00	0.00	0.00	0.00	0.00
Juneau, AK	PM ₁₀	Moderate	100	0.00	0.00	0.00	0.00	0.00	0.00	0.00	0.00	0.00	0.00	0.00
Kalamazoo-Battle Creek, MI	Ozone	Maintenance	100	0.00	0.01	-0.01	0.00	0.00	0.00	0.00	0.00	0.00	0.00	0.00
Kalispell, MT	PM ₁₀	Moderate	100	0.00	0.00	0.00	0.00	0.00	0.00	0.00	0.00	0.00	0.00	0.00
Kent and Queen Annes Counties, MD	Ozone	Maintenance	100	0.00	0.00	0.00	0.00	0.00	0.00	0.00	0.00	0.00	0.00	0.00
Kent, WA	PM ₁₀	Maintenance	100	0.00	0.00	0.00	0.00	0.00	0.00	0.00	0.00	0.00	0.00	0.00
Kern County (Eastern Kern), CA	Ozone	Former Subpart 1	50	0.00	0.00	0.00	0.00	0.00	0.00	0.00	0.00	0.00	0.00	0.00
Kewaunee County, WI	Ozone	Maintenance	100	0.00	0.00	0.00	0.00	0.00	0.00	0.00	0.00	0.00	0.00	0.00
King County, WA	PM ₁₀	Maintenance	100	0.00	0.00	0.00	0.00	0.00	0.00	0.00	0.00	0.00	0.00	0.00
Klamath Falls, OR	CO	Maintenance	100	0.00	0.00	0.00	0.00	0.00	0.00	0.00	0.00	0.00	0.00	0.00
Klamath Falls, OR	PM ₁₀	Maintenance	100	0.00	0.00	0.00	0.00	0.00	0.00	0.00	0.00	0.00	0.00	0.00
Knoxville, TN	Ozone	Former Subpart 1	50	0.00	0.03	-0.02	0.01	0.01	0.01	0.01	0.01	0.01	0.01	0.01
Knoxville, TN	PM _{2.5}	Nonattainment	100	0.00	0.03	-0.02	0.01	0.01	0.01	0.01	0.01	0.01	0.01	0.01
La Porte County, IN	SO _x	Maintenance	100	0.00	0.00	0.00	0.00	0.00	0.00	0.00	0.00	0.00	0.00	0.00
LaGrande, OR	PM ₁₀	Maintenance	100	0.00	0.00	0.00	0.00	0.00	0.00	0.00	0.00	0.00	0.00	0.00

Table D1-12 Emission Changes <u>a</u> / by Nonattainment Area with Alternative Standards for HD Vehicles 1,3-Butadiene 2050													
Nonattainment Area	Pollutant	Status <u>c</u> /	General Conformity Threshold <u>d</u> /	Emissions Changes for Proposed Alternatives (tons/year)									
				Alt. 1	Alt. 2	Alt. 3	Alt. 4	Alt. 6A	Alt. 5	Alt. 6 <u>b</u> /	Alt. 7	Alt. 6B	Alt. 8
				No Action	Engine Only	Class 8 Tractors	Engines & Classes 7-8 Tractors	15% below Preferred Alternative Stringency	Engines, Classes 7-8 Tractors, & Classes 2b-3	Engines, Tractors, & Classes 2b-8	Engines, Tractors, & Truck, & Trailers	20% above Preferred Alternative Stringency	Accelerated Hybrid Adoption
Lake County, IN	SO _x	Maintenance	100	0.00	0.00	0.00	0.00	0.00	0.00	0.00	0.00	0.00	0.00
Lake County, OH	SO _x	Maintenance	100	0.00	0.00	0.00	0.00	0.00	0.00	0.00	0.00	0.00	0.00
Lake County, OR	PM ₁₀	Maintenance	100	0.00	0.00	0.00	0.00	0.00	0.00	0.00	0.00	0.00	0.00
Lake Tahoe North Shore, CA	CO	Maintenance	100	0.00	0.00	0.00	0.00	0.00	0.00	0.00	0.00	0.00	0.00
Lake Tahoe South Shore, CA	CO	Maintenance	100	0.00	0.00	0.00	0.00	0.00	0.00	0.00	0.00	0.00	0.00
Lake Tahoe, NV	CO	Maintenance	100	0.00	0.00	0.00	0.00	0.00	0.00	0.00	0.00	0.00	0.00
Lamar, CO	PM ₁₀	Maintenance	100	0.00	0.00	0.00	0.00	0.00	0.00	0.00	0.00	0.00	0.00
Lame Deer, MT	PM ₁₀	Moderate	100	0.00	0.00	0.00	0.00	0.00	0.00	0.00	0.00	0.00	0.00
Lancaster, PA	Ozone	Maintenance	100	0.00	0.01	-0.01	0.00	0.00	0.00	0.00	0.00	0.00	0.00
Lancaster, PA	PM _{2.5}	Nonattainment	100	0.00	0.01	-0.01	0.00	0.00	0.00	0.00	0.00	0.00	0.00
Lane County, OR	PM ₁₀	Moderate	100	0.00	0.00	0.00	0.00	0.00	0.00	0.00	0.00	0.00	0.00
Lansing-East Lansing, MI	Ozone	Maintenance	100	0.00	0.01	0.00	0.00	0.00	0.00	0.00	0.00	0.00	0.00
LaPorte, IN	Ozone	Maintenance	100	0.00	0.00	0.00	0.00	0.00	0.00	0.00	0.00	0.00	0.00
Las Vegas, NV	CO	Serious	100	0.00	0.00	0.00	0.00	0.00	0.00	0.00	0.00	0.00	0.00
Las Vegas, NV	Ozone	Former Subpart 1	50	0.00	0.00	0.00	0.00	0.00	0.00	0.00	0.00	0.00	0.00
Lauderdale County, AL	SO _x	Maintenance	100	0.00	0.00	0.00	0.00	0.00	0.00	0.00	0.00	0.00	0.00
Laurel Area (Yellowstone County), MT	SO _x	Nonattainment	100	0.00	0.00	0.00	0.00	0.00	0.00	0.00	0.00	0.00	0.00
Libby, MT	PM ₁₀	Moderate	100	0.00	0.00	0.00	0.00	0.00	0.00	0.00	0.00	0.00	0.00
Libby, MT	PM _{2.5}	Nonattainment	100	0.00	0.00	0.00	0.00	0.00	0.00	0.00	0.00	0.00	0.00
Liberty-Clairton, PA	PM _{2.5}	Nonattainment	100	0.00	0.00	0.00	0.00	0.00	0.00	0.00	0.00	0.00	0.00
Lima, OH	Ozone	Maintenance	100	0.00	0.00	0.00	0.00	0.00	0.00	0.00	0.00	0.00	0.00
Longmont, CO	CO	Maintenance	100	0.00	0.00	0.00	0.00	0.00	0.00	0.00	0.00	0.00	0.00
Lorain County, OH	SO _x	Maintenance	100	0.00	0.00	0.00	0.00	0.00	0.00	0.00	0.00	0.00	0.00
Los Angeles South Coast Air Basin, CA	CO	Maintenance	100	0.00	0.34	-0.26	0.13	0.13	0.13	0.10	0.10	0.10	0.10
Los Angeles South Coast Air Basin, CA	NO _x	Maintenance	100	0.00	0.34	-0.26	0.13	0.13	0.13	0.10	0.10	0.10	0.10
Los Angeles South Coast Air Basin, CA	Ozone	Extreme	10	0.00	0.34	-0.26	0.13	0.13	0.13	0.10	0.10	0.10	0.10
Los Angeles South Coast Air Basin, CA	PM ₁₀	Serious	70	0.00	0.34	-0.26	0.13	0.13	0.13	0.10	0.10	0.10	0.10
Los Angeles South Coast Air Basin, CA	PM _{2.5}	Nonattainment	100	0.00	0.34	-0.26	0.13	0.13	0.13	0.10	0.10	0.10	0.10
Los Angeles-San Bernardino Counties (western Mohave), CA	Ozone	Moderate	50	0.00	0.00	0.00	0.00	0.00	0.00	0.00	0.00	0.00	0.00
Louisville, KY-IN	Ozone	Maintenance	100	0.00	0.03	-0.02	0.01	0.01	0.01	0.01	0.01	0.01	0.01
Louisville, KY-IN	PM _{2.5}	Nonattainment	100	0.00	0.03	-0.02	0.01	0.01	0.01	0.01	0.01	0.01	0.01
Lowell, MA	CO	Maintenance	100	0.00	0.00	0.00	0.00	0.00	0.00	0.00	0.00	0.00	0.00
Lucas County, OH	SO _x	Maintenance	100	0.00	0.00	0.00	0.00	0.00	0.00	0.00	0.00	0.00	0.00
Lyons Township, IL	PM ₁₀	Maintenance	100	0.00	0.00	0.00	0.00	0.00	0.00	0.00	0.00	0.00	0.00
Macon, GA	Ozone	Maintenance	100	0.00	0.00	0.00	0.00	0.00	0.00	0.00	0.00	0.00	0.00
Macon, GA	PM _{2.5}	Nonattainment	100	0.00	0.00	0.00	0.00	0.00	0.00	0.00	0.00	0.00	0.00
Madison and Page Counties (Shenandoah NP), VA	Ozone	Maintenance	100	0.00	0.00	0.00	0.00	0.00	0.00	0.00	0.00	0.00	0.00
Madison, WI	SO _x	Maintenance	100	0.00	0.00	0.00	0.00	0.00	0.00	0.00	0.00	0.00	0.00
Mammoth Lake, CA	PM ₁₀	Moderate	100	0.00	0.00	0.00	0.00	0.00	0.00	0.00	0.00	0.00	0.00
Manchester, NH	CO	Maintenance	100	0.00	0.00	0.00	0.00	0.00	0.00	0.00	0.00	0.00	0.00
Manitowoc County, WI	Ozone	Former Subpart 1	50	0.00	0.00	0.00	0.00	0.00	0.00	0.00	0.00	0.00	0.00
Marion County, IN	SO _x	Maintenance	100	0.00	0.00	0.00	0.00	0.00	0.00	0.00	0.00	0.00	0.00
Mariposa and Tuolumne Counties (Southern Mountain), CA	Ozone	Former Subpart 1	50	0.00	0.00	0.00	0.00	0.00	0.00	0.00	0.00	0.00	0.00

Table D1-12 Emission Changes <u>a</u> / by Nonattainment Area with Alternative Standards for HD Vehicles 1,3-Butadiene 2050													
Nonattainment Area	Pollutant	Status <u>c</u> /	General Conformity Threshold <u>d</u> /	Emissions Changes for Proposed Alternatives (tons/year)									
				Alt. 1	Alt. 2	Alt. 3	Alt. 4	Alt. 6A	Alt. 5	Alt. 6 <u>b</u> /	Alt. 7	Alt. 6B	Alt. 8
				No Action	Engine Only	Class 8 Tractors	Engines & Classes 7-8 Tractors	15% below Preferred Alternative Stringency	Engines, Classes 7-8 Tractors, & Classes 2b-3	Engines, Tractors, & Classes 2b-8	Engines, Tractors, & Truck, & Trailers	20% above Preferred Alternative Stringency	Accelerated Hybrid Adoption
Martinsburg, WV-Hagerstown, MD	PM _{2.5}	Nonattainment	100	0.00	0.00	0.00	0.00	0.00	0.00	0.00	0.00	0.00	0.00
Mason County, MI	Ozone	Maintenance	100	0.00	0.00	0.00	0.00	0.00	0.00	0.00	0.00	0.00	0.00
Medford, OR	CO	Maintenance	100	0.00	0.00	0.00	0.00	0.00	0.00	0.00	0.00	0.00	0.00
Medford-Ashland, OR	PM ₁₀	Maintenance	100	0.00	0.00	0.00	0.00	0.00	0.00	0.00	0.00	0.00	0.00
Memphis, TN-AR	Ozone	Maintenance	100	0.00	0.01	-0.01	0.00	0.00	0.00	0.00	0.00	0.00	0.00
Memphis, TN	CO	Maintenance	100	0.00	0.01	-0.01	0.00	0.00	0.00	0.00	0.00	0.00	0.00
Miami (Gila County), AZ	SO _x	Maintenance	100	0.00	0.00	0.00	0.00	0.00	0.00	0.00	0.00	0.00	0.00
Millinocket AQCR 109, ME	SO _x	Maintenance	100	0.00	0.00	0.00	0.00	0.00	0.00	0.00	0.00	0.00	0.00
Milwaukee, WI	SO _x	Maintenance	100	0.00	0.00	0.00	0.00	0.00	0.00	0.00	0.00	0.00	0.00
Milwaukee-Racine, WI	Ozone	Moderate	50	0.00	0.02	-0.01	0.01	0.01	0.01	0.01	0.01	0.01	0.01
Minneapolis-St Paul, MN	CO	Maintenance	100	0.00	0.03	-0.05	-0.01	-0.01	-0.01	-0.01	-0.01	-0.01	-0.01
Minneapolis-St Paul, MN	SO _x	Maintenance	100	0.00	0.06	-0.04	0.02	0.02	0.02	0.02	0.02	0.02	0.02
Missoula, MT	CO	Maintenance	100	0.00	0.00	0.00	0.00	0.00	0.00	0.00	0.00	0.00	0.00
Missoula, MT	PM ₁₀	Moderate	100	0.00	0.00	0.00	0.00	0.00	0.00	0.00	0.00	0.00	0.00
Modesto, CA	CO	Maintenance	100	0.00	0.00	0.00	0.00	0.00	0.00	0.00	0.00	0.00	0.00
Mohave County, AZ	PM ₁₀	Maintenance	100	0.00	0.00	0.00	0.00	0.00	0.00	0.00	0.00	0.00	0.00
Mono Basin, CA	PM ₁₀	Moderate	100	0.00	0.00	0.00	0.00	0.00	0.00	0.00	0.00	0.00	0.00
Morenci (Greenlee County), AZ	SO _x	Maintenance	100	0.00	0.00	0.00	0.00	0.00	0.00	0.00	0.00	0.00	0.00
Morristown, NJ	CO	Maintenance	100	0.00	0.00	0.00	0.00	0.00	0.00	0.00	0.00	0.00	0.00
Muhlenberg County, KY	SO _x	Maintenance	100	0.00	0.00	0.00	0.00	0.00	0.00	0.00	0.00	0.00	0.00
Muncie, IN	Ozone	Maintenance	100	0.00	0.00	0.00	0.00	0.00	0.00	0.00	0.00	0.00	0.00
Murray County (Chattahoochee NF), GA	Ozone	Maintenance	100	0.00	0.00	0.00	0.00	0.00	0.00	0.00	0.00	0.00	0.00
Muscatine County, IA	SO _x	Maintenance	100	0.00	0.00	0.00	0.00	0.00	0.00	0.00	0.00	0.00	0.00
Muskegon, MI	Ozone	Maintenance	100	0.00	0.00	0.00	0.00	0.00	0.00	0.00	0.00	0.00	0.00
Nashua, NH	CO	Maintenance	100	0.00	0.00	0.00	0.00	0.00	0.00	0.00	0.00	0.00	0.00
Nashville, TN	Ozone	Former Subpart 1	50	0.00	0.02	-0.02	0.01	0.01	0.01	0.01	0.01	0.01	0.01
Nevada County (western part), CA	Ozone	Former Subpart 1	50	0.00	0.00	0.00	0.00	0.00	0.00	0.00	0.00	0.00	0.00
New Haven County, CT	PM ₁₀	Maintenance	100	0.00	0.00	0.00	0.00	0.00	0.00	0.00	0.00	0.00	0.00
New Haven-Meriden-Waterbury, CT	CO	Maintenance	100	0.00	0.00	0.00	0.00	0.00	0.00	0.00	0.00	0.00	0.00
New Manchester-Grant Magisterial District (Hancock County), WV	SO _x	Maintenance	100	0.00	0.00	0.00	0.00	0.00	0.00	0.00	0.00	0.00	0.00
New York County, NY	PM ₁₀	Moderate	100	0.00	0.00	0.00	0.00	0.00	0.00	0.00	0.00	0.00	0.00
New York-N. New Jersey-Long Island, NY-NJ-CT	CO	Maintenance	100	0.00	0.09	-0.07	0.04	0.04	0.04	0.04	0.03	0.03	0.03
New York-N. New Jersey-Long Island, NY-NJ-CT	PM _{2.5}	Nonattainment	100	0.00	0.09	-0.07	0.04	0.04	0.04	0.04	0.03	0.03	0.03
New York-northern New Jersey-Long Island, NY-NJ-CT	Ozone	Moderate	50	0.00	0.06	-0.04	0.02	0.02	0.02	0.02	0.02	0.02	0.02
Nogales, AZ	PM ₁₀	Moderate	100	0.00	0.00	0.00	0.00	0.00	0.00	0.00	0.00	0.00	0.00
Norfolk-Virginia Beach-Newport News, VA	Ozone	Maintenance	100	0.00	0.01	0.00	0.00	0.00	0.00	0.00	0.00	0.00	0.00
Ogden, UT	CO	Maintenance	100	0.00	0.00	0.00	0.00	0.00	0.00	0.00	0.00	0.00	0.00
Ogden, UT	PM ₁₀	Moderate	100	0.00	0.00	0.00	0.00	0.00	0.00	0.00	0.00	0.00	0.00
Oglesby, IL	PM ₁₀	Maintenance	100	0.00	0.00	0.00	0.00	0.00	0.00	0.00	0.00	0.00	0.00
Olmsted County, MN	PM ₁₀	Maintenance	100	0.00	0.00	0.00	0.00	0.00	0.00	0.00	0.00	0.00	0.00
Olympia, Tumwater, Lacey, WA	PM ₁₀	Maintenance	100	0.00	0.00	0.00	0.00	0.00	0.00	0.00	0.00	0.00	0.00
Owens Valley, CA	PM ₁₀	Serious	70	0.00	0.00	0.00	0.00	0.00	0.00	0.00	0.00	0.00	0.00
Pagosa Springs, CO	PM ₁₀	Maintenance	100	0.00	0.00	0.00	0.00	0.00	0.00	0.00	0.00	0.00	0.00

Table D1-12 Emission Changes <u>a</u> / by Nonattainment Area with Alternative Standards for HD Vehicles 1,3-Butadiene 2050													
Nonattainment Area	Pollutant	Status <u>c</u> /	General Conformity Threshold <u>d</u> /	Emissions Changes for Proposed Alternatives (tons/year)									
				Alt. 1	Alt. 2	Alt. 3	Alt. 4	Alt. 6A	Alt. 5	Alt. 6 <u>b</u> /	Alt. 7	Alt. 6B	Alt. 8
				No Action	Engine Only	Class 8 Tractors	Engines & Classes 7-8 Tractors	15% below Preferred Alternative Stringency	Engines, Classes 7-8 Tractors, & Classes 2b-3	Engines, Tractors, & Classes 2b-8	Engines, Tractors, & Trucks, & Trailers	20% above Preferred Alternative Stringency	Accelerated Hybrid Adoption
Parkersburg-Marietta, WV-OH	Ozone	Maintenance	100	0.00	0.00	0.00	0.00	0.00	0.00	0.00	0.00	0.00	0.00
Parkersburg-Marietta, WV-OH	PM _{2.5}	Nonattainment	100	0.00	0.00	0.00	0.00	0.00	0.00	0.00	0.00	0.00	0.00
Payson, AZ	PM ₁₀	Maintenance	100	0.00	0.00	0.00	0.00	0.00	0.00	0.00	0.00	0.00	0.00
Penns Grove, NJ	CO	Maintenance	100	0.00	0.00	0.00	0.00	0.00	0.00	0.00	0.00	0.00	0.00
Peoria, IL	SO _x	Maintenance	100	0.00	0.00	0.00	0.00	0.00	0.00	0.00	0.00	0.00	0.00
Perth Amboy, NJ	CO	Maintenance	100	0.00	0.00	0.00	0.00	0.00	0.00	0.00	0.00	0.00	0.00
Philadelphia-Camden County, PA-NJ	CO	Maintenance	100	0.00	0.00	0.00	0.00	0.00	0.00	0.00	0.00	0.00	0.00
Phildelphia-Wilmington, PA-NY-DE	PM _{2.5}	Nonattainment	100	0.00	-0.19	-0.10	-0.21	-0.21	-0.21	-0.21	-0.21	-0.21	-0.21
Phildelphia-Wilmington-Atlantic City, PA-NY-MD-DE	Ozone	Moderate	50	0.00	-0.18	-0.10	-0.20	-0.20	-0.20	-0.21	-0.21	-0.21	-0.21
Phoenix, AZ	CO	Maintenance	100	0.00	0.07	-0.05	0.03	0.03	0.03	0.02	0.02	0.02	0.02
Phoenix, AZ	PM ₁₀	Serious	70	0.00	0.07	-0.05	0.03	0.03	0.03	0.02	0.02	0.02	0.02
Phoenix-Mesa, AZ	Ozone	Former Subpart 1	50	0.00	0.04	-0.03	0.01	0.01	0.01	0.01	0.01	0.01	0.01
Pierce County, WA	PM ₁₀	Maintenance	100	0.00	0.00	0.00	0.00	0.00	0.00	0.00	0.00	0.00	0.00
Pinehurst, ID	PM ₁₀	Moderate	100	0.00	0.00	0.00	0.00	0.00	0.00	0.00	0.00	0.00	0.00
Pittsburgh, PA	CO	Maintenance	100	0.00	0.00	0.00	0.00	0.00	0.00	0.00	0.00	0.00	0.00
Pittsburgh-Beaver Valley, PA	Ozone	Former Subpart 1	50	0.00	0.03	-0.02	0.01	0.01	0.01	0.01	0.01	0.01	0.01
Pittsburgh-Beaver Valley, PA	PM _{2.5}	Nonattainment	100	0.00	0.03	-0.02	0.01	0.01	0.01	0.01	0.01	0.01	0.01
Polk County, TN	SO _x	Maintenance	100	0.00	0.00	0.00	0.00	0.00	0.00	0.00	0.00	0.00	0.00
Polson, MT	PM ₁₀	Moderate	100	0.00	0.00	0.00	0.00	0.00	0.00	0.00	0.00	0.00	0.00
Portland, ME	Ozone	Maintenance	100	0.00	0.01	0.00	0.00	0.00	0.00	0.00	0.00	0.00	0.00
Portland, OR	CO	Maintenance	100	0.00	0.01	-0.01	0.00	0.00	0.00	0.00	0.00	0.00	0.00
Portneuf Valley, ID	PM ₁₀	Maintenance	100	0.00	0.00	0.00	0.00	0.00	0.00	0.00	0.00	0.00	0.00
Poughkeepsie, NY	Ozone	Moderate	50	0.00	0.01	0.00	0.00	0.00	0.00	0.00	0.00	0.00	0.00
Presque Isle, ME	PM ₁₀	Maintenance	100	0.00	0.00	0.00	0.00	0.00	0.00	0.00	0.00	0.00	0.00
Providence (entire State), RI	Ozone	Moderate	50	0.00	0.00	0.00	0.00	0.00	0.00	0.00	0.00	0.00	0.00
Provo, UT	CO	Maintenance	100	0.00	0.00	0.00	0.00	0.00	0.00	0.00	0.00	0.00	0.00
Raleigh-Durham, NC	CO	Maintenance	100	0.00	0.01	-0.01	0.00	0.00	0.00	0.00	0.00	0.00	0.00
Raleigh-Durham-Chapel Hill, NC	Ozone	Maintenance	100	0.00	0.02	-0.01	0.01	0.01	0.01	0.01	0.01	0.01	0.01
Ramsey County, MN	PM ₁₀	Maintenance	100	0.00	0.00	0.00	0.00	0.00	0.00	0.00	0.00	0.00	0.00
Reading, PA	Ozone	Maintenance	100	0.00	0.01	-0.01	0.00	0.00	0.00	0.00	0.00	0.00	0.00
Reading, PA	PM _{2.5}	Nonattainment	100	0.00	0.01	-0.01	0.00	0.00	0.00	0.00	0.00	0.00	0.00
Reno, NV	CO	Maintenance	100	0.00	0.00	0.00	0.00	0.00	0.00	0.00	0.00	0.00	0.00
Rhineland (Oneida County), WI	SO _x	Maintenance	100	0.00	0.00	0.00	0.00	0.00	0.00	0.00	0.00	0.00	0.00
Richmond-Petersburg, VA	Ozone	Maintenance	100	0.00	0.01	0.00	0.00	0.00	0.00	0.00	0.00	0.00	0.00
Rillito, AZ	PM ₁₀	Moderate	100	0.00	0.00	0.00	0.00	0.00	0.00	0.00	0.00	0.00	0.00
Riverside County (Coachella Valley), CA	Ozone	Severe	25	0.00	0.00	0.00	0.00	0.00	0.00	0.00	0.00	0.00	0.00
Roanoke, VA	Ozone	Former Subpart 1	50	0.00	0.00	0.00	0.00	0.00	0.00	0.00	0.00	0.00	0.00
Rochester (Olmsted County), MN	SO _x	Maintenance	100	0.00	0.00	0.00	0.00	0.00	0.00	0.00	0.00	0.00	0.00
Rochester, NY	Ozone	Former Subpart 1	50	0.00	0.01	0.00	0.00	0.00	0.00	0.00	0.00	0.00	0.00
Rocky Mount, NC	Ozone	Maintenance	100	0.00	0.00	0.00	0.00	0.00	0.00	0.00	0.00	0.00	0.00
Rome, GA	PM _{2.5}	Nonattainment	100	0.00	0.00	0.00	0.00	0.00	0.00	0.00	0.00	0.00	0.00
Ronan, MT	PM ₁₀	Moderate	100	0.00	0.00	0.00	0.00	0.00	0.00	0.00	0.00	0.00	0.00
Rothschild, Rib Mountain, Weston (Marathon County), WI	SO _x	Maintenance	100	0.00	0.00	0.00	0.00	0.00	0.00	0.00	0.00	0.00	0.00

Table D1-12 Emission Changes <u>a</u> / by Nonattainment Area with Alternative Standards for HD Vehicles 1,3-Butadiene 2050														
Nonattainment Area	Pollutant	Status <u>c</u> /	General Conformity Threshold <u>d</u> /	Emissions Changes for Proposed Alternatives (tons/year)										
				Alt. 1	Alt. 2	Alt. 3	Alt. 4	Alt. 6A	Alt. 5	Alt. 6 <u>b</u> /	Alt. 7	Alt. 6B	Alt. 8	
				No Action	Engine Only	Class 8 Tractors	Engines & Classes 7-8 Tractors	15% below Preferred Alternative Stringency	Engines, Classes 7-8 Tractors, & Classes 2b-3	Engines, Tractors, & Classes 2b-8	Engines, Tractors, & Trucks, & Trailers	20% above Preferred Alternative Stringency	Accelerated Hybrid Adoption	
Sacramento County, CA	PM ₁₀	Moderate	100	0.00	0.01	-0.01	0.00	0.00	0.00	0.00	0.00	0.00	0.00	0.00
Sacramento Metro, CA	Ozone	Severe	25	0.00	0.02	-0.01	0.01	0.01	0.01	0.01	0.01	0.01	0.01	0.01
Sacramento, CA	CO	Maintenance	100	0.00	0.01	-0.01	0.00	0.00	0.00	0.00	0.00	0.00	0.00	0.00
Salem, OR	CO	Maintenance	100	0.00	0.00	0.00	0.00	0.00	0.00	0.00	0.00	0.00	0.00	0.00
Salt Lake City, UT	CO	Maintenance	100	0.00	0.00	0.00	0.00	0.00	0.00	0.00	0.00	0.00	0.00	0.00
Salt Lake County, UT	PM ₁₀	Moderate	100	0.00	0.01	-0.01	0.00	0.00	0.00	0.00	0.00	0.00	0.00	0.00
Salt Lake County, UT	SO _x	Nonattainment	100	0.00	0.01	-0.01	0.00	0.00	0.00	0.00	0.00	0.00	0.00	0.00
San Antonio, TX	Ozone	Former Subpart 1	50	0.00	0.01	-0.01	0.01	0.01	0.01	0.01	0.00	0.00	0.00	0.00
San Bernardino County, CA	PM ₁₀	Moderate	100	0.00	0.00	0.00	0.00	0.00	0.00	0.00	0.00	0.00	0.00	0.00
San Diego, CA	CO	Maintenance	100	0.00	0.04	-0.03	0.01	0.01	0.01	0.01	0.01	0.01	0.01	0.01
San Diego, CA	Ozone	Former Subpart 1	50	0.00	0.04	-0.03	0.01	0.01	0.01	0.01	0.01	0.01	0.01	0.01
San Francisco Bay Area, CA	Ozone	Marginal	50	0.00	-0.25	-0.11	-0.26	-0.26	-0.26	-0.26	-0.27	-0.27	-0.27	-0.27
San Francisco-Oakland-San Jose, CA	CO	Maintenance	100	0.00	-0.24	-0.12	-0.26	-0.26	-0.26	-0.26	-0.26	-0.26	-0.26	-0.26
San Joaquin Valley, CA	Ozone	Extreme	10	0.00	0.10	-0.08	0.03	0.03	0.03	0.03	0.03	0.03	0.03	0.03
San Joaquin Valley, CA	PM ₁₀	Maintenance	100	0.00	0.10	-0.08	0.03	0.03	0.03	0.03	0.03	0.03	0.03	0.03
San Joaquin Valley, CA	PM _{2.5}	Nonattainment	100	0.00	0.10	-0.08	0.03	0.03	0.03	0.03	0.03	0.03	0.03	0.03
San Manuel (Pinal County), AZ	SO _x	Maintenance	100	0.00	0.00	0.00	0.00	0.00	0.00	0.00	0.00	0.00	0.00	0.00
Sanders County (part);Thompson Falls and vicinity, MT	PM ₁₀	Moderate	100	0.00	0.00	0.00	0.00	0.00	0.00	0.00	0.00	0.00	0.00	0.00
Scranton-Wilkes Barre, PA	Ozone	Maintenance	100	0.00	0.01	-0.01	0.00	0.00	0.00	0.00	0.00	0.00	0.00	0.00
Seattle-Tacoma, WA	CO	Maintenance	100	0.00	0.02	-0.02	0.01	0.01	0.01	0.01	0.01	0.01	0.01	0.01
Sheboygan, WI	Ozone	Moderate	50	0.00	0.00	0.00	0.00	0.00	0.00	0.00	0.00	0.00	0.00	0.00
Sheridan, WY	PM ₁₀	Moderate	100	0.00	0.00	0.00	0.00	0.00	0.00	0.00	0.00	0.00	0.00	0.00
Shoshone County, ID	PM ₁₀	Moderate	100	0.00	0.00	0.00	0.00	0.00	0.00	0.00	0.00	0.00	0.00	0.00
Somerville, NJ	CO	Maintenance	100	0.00	0.00	0.00	0.00	0.00	0.00	0.00	0.00	0.00	0.00	0.00
South Bend-Elkhart, IN	Ozone	Maintenance	100	0.00	0.00	0.00	0.00	0.00	0.00	0.00	0.00	0.00	0.00	0.00
Southeast Chicago, IL	PM ₁₀	Maintenance	100	0.00	0.00	0.00	0.00	0.00	0.00	0.00	0.00	0.00	0.00	0.00
Spokane County, WA	PM ₁₀	Maintenance	100	0.00	0.00	0.00	0.00	0.00	0.00	0.00	0.00	0.00	0.00	0.00
Spokane, WA	CO	Maintenance	100	0.00	0.00	0.00	0.00	0.00	0.00	0.00	0.00	0.00	0.00	0.00
Springfield (western MA), MA	Ozone	Moderate	50	0.00	0.01	-0.01	0.00	0.00	0.00	0.00	0.00	0.00	0.00	0.00
Springfield, MA	CO	Maintenance	100	0.00	0.00	0.00	0.00	0.00	0.00	0.00	0.00	0.00	0.00	0.00
St Louis, MO	CO	Maintenance	100	0.00	0.01	-0.01	0.00	0.00	0.00	0.00	0.00	0.00	0.00	0.00
St Louis, MO-IL	Ozone	Moderate	50	0.00	0.03	-0.02	0.01	0.01	0.01	0.01	0.01	0.01	0.01	0.01
St. Louis, MO-IL	PM _{2.5}	Nonattainment	100	0.00	0.03	-0.02	0.01	0.01	0.01	0.01	0.01	0.01	0.01	0.01
State College, PA	Ozone	Maintenance	100	0.00	0.00	0.00	0.00	0.00	0.00	0.00	0.00	0.00	0.00	0.00
Steamboat Springs, CO	PM ₁₀	Maintenance	100	0.00	0.00	0.00	0.00	0.00	0.00	0.00	0.00	0.00	0.00	0.00
Steubenville & Mingo Juction, OH	SO _x	Maintenance	100	0.00	0.00	0.00	0.00	0.00	0.00	0.00	0.00	0.00	0.00	0.00
Steubenville-Weirton, OH-WV	Ozone	Maintenance	100	0.00	0.00	0.00	0.00	0.00	0.00	0.00	0.00	0.00	0.00	0.00
Steubenville-Weirton, OH-WV	PM _{2.5}	Nonattainment	100	0.00	0.00	0.00	0.00	0.00	0.00	0.00	0.00	0.00	0.00	0.00
Stockton, CA	CO	Maintenance	100	0.00	0.00	0.00	0.00	0.00	0.00	0.00	0.00	0.00	0.00	0.00
Sutter County (Sutter Buttes), CA	Ozone	Former Subpart 1	50	0.00	0.00	0.00	0.00	0.00	0.00	0.00	0.00	0.00	0.00	0.00
Syracuse, NY	CO	Maintenance	100	0.00	0.00	0.00	0.00	0.00	0.00	0.00	0.00	0.00	0.00	0.00
Telluride, CO	PM ₁₀	Maintenance	100	0.00	0.00	0.00	0.00	0.00	0.00	0.00	0.00	0.00	0.00	0.00
Terre Haute, IN	Ozone	Maintenance	100	0.00	0.00	0.00	0.00	0.00	0.00	0.00	0.00	0.00	0.00	0.00

Table D1-12 Emission Changes ^{a/} by Nonattainment Area with Alternative Standards for HD Vehicles 1,3-Butadiene 2050													
Nonattainment Area	Pollutant	Status ^{c/}	General Conformity Threshold ^{d/}	Emissions Changes for Proposed Alternatives (tons/year)									
				Alt. 1	Alt. 2	Alt. 3	Alt. 4	Alt. 6A	Alt. 5	Alt. 6 ^{b/}	Alt. 7	Alt. 6B	Alt. 8
				No Action	Engine Only	Class 8 Tractors	Engines & Classes 7-8 Tractors	15% below Preferred Alternative Stringency	Engines, Classes 7-8 Tractors, & Classes 2b-3	Engines, Tractors, & Classes 2b-8	Engines, Tractors, & Trailers	20% above Preferred Alternative Stringency	Accelerated Hybrid Adoption
Tioga County, PA	Ozone	Maintenance	100	0.00	0.00	0.00	0.00	0.00	0.00	0.00	0.00	0.00	0.00
Toledo, OH	Ozone	Maintenance	100	0.00	0.01	0.00	0.00	0.00	0.00	0.00	0.00	0.00	0.00
Toms River, NJ	CO	Maintenance	100	0.00	0.00	0.00	0.00	0.00	0.00	0.00	0.00	0.00	0.00
Tooele County, UT	SO _x	Nonattainment	100	0.00	0.00	0.00	0.00	0.00	0.00	0.00	0.00	0.00	0.00
Trenton, NJ	CO	Maintenance	100	0.00	0.00	0.00	0.00	0.00	0.00	0.00	0.00	0.00	0.00
Trona, CA	PM ₁₀	Moderate	100	0.00	0.00	0.00	0.00	0.00	0.00	0.00	0.00	0.00	0.00
Tucson, AZ	CO	Maintenance	100	0.00	0.01	0.00	0.00	0.00	0.00	0.00	0.00	0.00	0.00
Utah County, UT	PM ₁₀	Moderate	100	0.00	0.00	0.00	0.00	0.00	0.00	0.00	0.00	0.00	0.00
Vancouver, WA	CO	Maintenance	100	0.00	0.00	0.00	0.00	0.00	0.00	0.00	0.00	0.00	0.00
Ventura County, CA	Ozone	Serious	50	0.00	0.00	0.00	0.00	0.00	0.00	0.00	0.00	0.00	0.00
Vermillion County, IN	PM ₁₀	Maintenance	100	0.00	0.00	0.00	0.00	0.00	0.00	0.00	0.00	0.00	0.00
Vigo County, IN	SO _x	Maintenance	100	0.00	0.00	0.00	0.00	0.00	0.00	0.00	0.00	0.00	0.00
Wallula, WA	PM ₁₀	Maintenance	100	0.00	0.00	0.00	0.00	0.00	0.00	0.00	0.00	0.00	0.00
Waltham, MA	CO	Maintenance	100	0.00	0.00	0.00	0.00	0.00	0.00	0.00	0.00	0.00	0.00
Warren County, NJ	SO _x	Maintenance	100	0.00	0.00	0.00	0.00	0.00	0.00	0.00	0.00	0.00	0.00
Warren County, PA	SO _x	Nonattainment	100	0.00	0.00	0.00	0.00	0.00	0.00	0.00	0.00	0.00	0.00
Washington County (Hagerstown), MD	Ozone	Former Subpart 1	50	0.00	0.00	0.00	0.00	0.00	0.00	0.00	0.00	0.00	0.00
Washington, DC-MD-VA	CO	Maintenance	100	0.00	0.05	-0.04	0.02	0.02	0.02	0.02	0.02	0.02	0.02
Washington, DC-MD-VA	Ozone	Moderate	50	0.00	0.05	-0.04	0.02	0.02	0.02	0.02	0.02	0.02	0.02
Washington, DC-MD-VA	PM _{2.5}	Nonattainment	100	0.00	0.05	-0.04	0.02	0.02	0.02	0.02	0.02	0.02	0.02
Washoe County, NV	PM ₁₀	Serious	70	0.00	0.00	0.00	0.00	0.00	0.00	0.00	0.00	0.00	0.00
Waterford Township (Washington County), OH	SO _x	Maintenance	100	0.00	0.00	0.00	0.00	0.00	0.00	0.00	0.00	0.00	0.00
Wayne County, IN	SO _x	Maintenance	100	0.00	0.00	0.00	0.00	0.00	0.00	0.00	0.00	0.00	0.00
Wayne County, MI	PM ₁₀	Maintenance	100	0.00	0.00	0.00	0.00	0.00	0.00	0.00	0.00	0.00	0.00
Weirton, WV	PM ₁₀	Maintenance	100	0.00	0.00	0.00	0.00	0.00	0.00	0.00	0.00	0.00	0.00
Weirton, WV	SO _x	Maintenance	100	0.00	0.00	0.00	0.00	0.00	0.00	0.00	0.00	0.00	0.00
Wheeling, WV-OH	Ozone	Maintenance	100	0.00	0.00	0.00	0.00	0.00	0.00	0.00	0.00	0.00	0.00
Wheeling, WV-OH	PM _{2.5}	Nonattainment	100	0.00	0.00	0.00	0.00	0.00	0.00	0.00	0.00	0.00	0.00
Winston-Salem, NC	CO	Maintenance	100	0.00	0.00	0.00	0.00	0.00	0.00	0.00	0.00	0.00	0.00
Worcester, MA	CO	Maintenance	100	0.00	0.00	0.00	0.00	0.00	0.00	0.00	0.00	0.00	0.00
Yakima County, WA	PM ₁₀	Maintenance	100	0.00	0.00	0.00	0.00	0.00	0.00	0.00	0.00	0.00	0.00
Yakima, WA	CO	Maintenance	100	0.00	0.00	0.00	0.00	0.00	0.00	0.00	0.00	0.00	0.00
York, PA	Ozone	Maintenance	100	0.00	0.01	-0.01	0.00	0.00	0.00	0.00	0.00	0.00	0.00
York, PA	PM _{2.5}	Nonattainment	100	0.00	0.01	-0.01	0.00	0.00	0.00	0.00	0.00	0.00	0.00
Youngstown-Warren-Sharon, OH-PA	Ozone	Maintenance	100	0.00	0.01	-0.01	0.00	0.00	0.00	0.00	0.00	0.00	0.00
Yuma, AZ	PM ₁₀	Moderate	100	0.00	0.00	0.00	0.00	0.00	0.00	0.00	0.00	0.00	0.00

^{a/} Negative emissions changes indicate reductions; positive emissions changes are increases. Values of less than 0.005 tons/year are rounded to zero.

^{b/} Preferred Alternative

^{c/} Pollutants for which the area is designated nonattainment or maintenance as of 2010. Source: 40 CFR 81.

^{d/} Emissions thresholds in tons/year of: CO in CO maintenance and nonattainment areas; VOC or NO_x in ozone maintenance and nonattainment areas; primary PM_{2.5} in PM_{2.5} maintenance and nonattainment areas; primary PM₁₀ in PM₁₀ maintenance and nonattainment areas; and SO₂ in SO₂ maintenance and nonattainment areas. Source: 40 CFR § 93.153. These thresholds are provided for information only; a general conformity determination is not required for the proposed actions. (See section 3.3.1.)

Source: EPA (U.S. Environmental Protection Agency). 2010. The Green Book Nonattainment Areas. Washington, District of Columbia. Last Revised: June 16, 2010. U.S. Environmental Protection Agency. Available: <http://www.epa.gov/oaqps001/greenbk/>. Accessed: August 6, 2010.

Table D1-13 Emission Changes <u>a/</u> by Nonattainment Area with Alternative Standards for HD Vehicles Carbon Monoxide (CO) 2018														
Nonattainment Area	Pollutant	Status <u>c/</u>	General Conformity Threshold <u>d/</u>	Emissions Changes for Proposed Alternatives (tons/year)										
				Alt. 1	Alt. 2	Alt. 3	Alt. 4	Alt. 6A	Alt. 5	Alt. 6 <u>b/</u>	Alt. 7	Alt. 6B	Alt. 8	
				No Action	Engine Only	Class 8 Tractors	Engines & Classes 7–8 Tractors	15% below Preferred Alternative Stringency	Engines, Classes 7–8 Tractors, & Classes 2b–3	Engines, Tractors, & Classes 2b–8	Engines, Tractors, & Trucks, & Trailers	20% above Preferred Alternative Stringency	Accelerated Hybrid Adoption	
Addison Township (Gallia County), OH	SO _x	Maintenance	100	0.00	0.01	-0.16	-0.15	-0.14	-0.14	-0.14	-0.15	-0.15	-0.15	-0.15
Ajo (Pima County), AZ	PM ₁₀	Moderate	100	0.00	0.05	-0.64	-0.61	-0.59	-0.59	-0.59	-0.60	-0.60	-0.60	-0.60
Ajo (Pima County), AZ	SO _x	Maintenance	100	0.00	0.02	-0.67	-0.66	-0.64	-0.64	-0.64	-0.65	-0.66	-0.66	-0.67
Albany-Schenectady-Troy, NY	Ozone	Former Subpart 1	50	0.00	6.99	-96.93	-92.83	-90.29	-90.31	-90.91	-91.12	-90.91	-91.13	-91.13
Albuquerque, NM	CO	Maintenance	100	0.00	3.24	-44.94	-43.04	-41.86	-41.87	-42.15	-42.25	-42.15	-42.25	-42.25
Allegan County, MI	Ozone	Former Subpart 1	50	0.00	0.78	-10.74	-10.29	-10.01	-10.01	-10.07	-10.10	-10.07	-10.10	-10.10
Allentown-Bethlehem-Easton, PA	Ozone	Maintenance	100	0.00	3.24	-45.10	-43.20	-42.01	-42.03	-42.31	-42.41	-42.31	-42.42	-42.42
Altoona, PA	Ozone	Maintenance	100	0.00	0.58	-7.99	-7.65	-7.45	-7.45	-7.50	-7.51	-7.50	-7.51	-7.51
Amador and Calveras Counties (Central Mountain), CA	Ozone	Former Subpart 1	50	0.00	0.82	-11.41	-10.93	-10.63	-10.63	-10.70	-10.73	-10.70	-10.73	-10.73
Anchorage, AK	CO	Maintenance	100	0.00	0.76	-10.46	-10.02	-9.74	-9.74	-9.81	-9.83	-9.81	-9.83	-9.83
Anthony, NM	PM ₁₀	Moderate	100	0.00	0.03	-0.60	-0.58	-0.57	-0.57	-0.58	-0.58	-0.58	-0.58	-0.59
Armstrong County, PA	SO _x	Nonattainment	100	0.00	0.03	-0.37	-0.36	-0.35	-0.35	-0.35	-0.35	-0.35	-0.35	-0.35
Aspen, CO	PM ₁₀	Maintenance	100	0.00	0.04	-0.52	-0.50	-0.49	-0.49	-0.49	-0.49	-0.49	-0.49	-0.49
Atlanta, GA	Ozone	Moderate	50	0.00	71.91	-996.52	-954.33	-928.20	-928.45	-934.61	-936.78	-934.62	-936.80	-936.80
Atlanta, GA	PM _{2.5}	Nonattainment	100	0.00	71.91	-996.52	-954.33	-928.20	-928.45	-934.61	-936.78	-934.62	-936.80	-936.80
Atlantic City, NJ	CO	Maintenance	100	0.00	0.29	-3.97	-3.80	-3.70	-3.70	-3.73	-3.73	-3.73	-3.73	-3.73
Bakersfield, CA	CO	Maintenance	100	0.00	2.06	-33.41	-32.19	-31.32	-31.35	-31.60	-31.74	-31.73	-31.90	-31.90
Baltimore, MD	CO	Maintenance	100	0.00	32.38	-449.59	-430.59	-418.80	-418.92	-421.70	-422.70	-421.73	-422.73	-422.73
Baltimore, MD	Ozone	Moderate	50	0.00	32.37	-449.61	-430.61	-418.82	-418.94	-421.73	-422.72	-421.76	-422.76	-422.76
Baltimore, MD	PM _{2.5}	Nonattainment	100	0.00	32.37	-449.61	-430.61	-418.82	-418.94	-421.73	-422.72	-421.76	-422.76	-422.76
Baton Rouge, LA	Ozone	Moderate	50	0.00	-29.97	-105.71	-121.96	-119.35	-121.90	-127.54	-134.52	-140.74	-151.83	-151.83
Beaumont-Port Arthur, TX	Ozone	Moderate	50	0.00	-12.08	-52.48	-59.01	-57.70	-58.78	-61.21	-64.17	-66.78	-71.47	-71.47
Benton County, TN	SO _x	Maintenance	100	0.00	0.01	-0.09	-0.09	-0.08	-0.08	-0.08	-0.08	-0.08	-0.08	-0.08
Benton Harbor, MI	Ozone	Maintenance	100	0.00	1.02	-14.25	-13.65	-13.28	-13.28	-13.37	-13.40	-13.37	-13.41	-13.41
Benzie County, MI	Ozone	Maintenance	100	0.00	0.12	-1.64	-1.57	-1.53	-1.53	-1.54	-1.55	-1.54	-1.55	-1.55
Berkeley and Jefferson Counties, WV	Ozone	Maintenance	100	0.00	0.79	-10.99	-10.52	-10.23	-10.24	-10.30	-10.33	-10.30	-10.33	-10.33
Billings, MT	CO	Maintenance	100	0.00	-5.42	-14.37	-17.32	-16.97	-17.41	-18.36	-19.55	-20.62	-22.52	-22.52
Birmingham, AL	Ozone	Maintenance	100	0.00	11.03	-157.19	-150.70	-146.58	-146.64	-147.66	-148.06	-147.77	-148.20	-148.20
Birmingham, AL	PM _{2.5}	Nonattainment	100	0.00	11.03	-157.19	-150.70	-146.58	-146.64	-147.66	-148.06	-147.77	-148.20	-148.20
Boise-Northern Ada County, ID	CO	Maintenance	100	0.00	3.46	-48.51	-46.48	-45.20	-45.22	-45.52	-45.63	-45.54	-45.65	-45.65
Boise-Northern Ada County, ID	PM ₁₀	Maintenance	100	0.00	3.46	-48.51	-46.48	-45.20	-45.22	-45.52	-45.63	-45.54	-45.65	-45.65
Bonner County (Sandpoint), ID	PM ₁₀	Moderate	100	0.00	0.09	-1.20	-1.15	-1.12	-1.12	-1.13	-1.13	-1.13	-1.13	-1.13
Boston, MA	CO	Maintenance	100	0.00	4.71	-65.23	-62.47	-60.76	-60.77	-61.17	-61.32	-61.17	-61.32	-61.32
Boston-Lawrence-Worcester (eastern MA), MA	Ozone	Moderate	50	0.00	27.86	-387.69	-371.34	-361.17	-361.27	-363.68	-364.55	-363.73	-364.61	-364.61
Boston-Manchester-Portsmouth (southeast NH), NH	Ozone	Moderate	50	0.00	3.52	-48.77	-46.70	-45.42	-45.44	-45.74	-45.84	-45.74	-45.84	-45.84
Boyd County (part), KY	SO _x	Maintenance	100	0.00	0.05	-0.76	-0.73	-0.71	-0.71	-0.71	-0.71	-0.71	-0.71	-0.71
Buffalo-Niagara Falls, NY	Ozone	Former Subpart 1	50	0.00	6.40	-88.68	-84.92	-82.60	-82.62	-83.16	-83.36	-83.16	-83.36	-83.36
Burlington, NJ	CO	Maintenance	100	0.00	0.05	-0.67	-0.64	-0.63	-0.63	-0.63	-0.63	-0.63	-0.63	-0.63
Butte, MT	PM ₁₀	Moderate	100	0.00	0.12	-1.66	-1.59	-1.55	-1.55	-1.56	-1.56	-1.56	-1.56	-1.56
Canon City, CO	PM ₁₀	Maintenance	100	0.00	0.10	-1.42	-1.36	-1.32	-1.32	-1.33	-1.34	-1.33	-1.34	-1.34
Canton-Massillon, OH	Ozone	Maintenance	100	0.00	1.83	-47.92	-46.79	-45.54	-45.66	-46.17	-46.57	-46.75	-47.32	-47.32
Canton-Massillon, OH	PM _{2.5}	Nonattainment	100	0.00	1.83	-47.92	-46.79	-45.54	-45.66	-46.17	-46.57	-46.75	-47.32	-47.32
Case County, MI	Ozone	Maintenance	100	0.00	0.24	-3.37	-3.23	-3.14	-3.14	-3.17	-3.17	-3.17	-3.17	-3.18

Table D1-13 Emission Changes Δ by Nonattainment Area with Alternative Standards for HD Vehicles Carbon Monoxide (CO) 2018														
Nonattainment Area	Pollutant	Status c/	General Conformity Threshold d/	Emissions Changes for Proposed Alternatives (tons/year)										
				Alt. 1	Alt. 2	Alt. 3	Alt. 4	Alt. 6A	Alt. 5	Alt. 6 b/	Alt. 7	Alt. 6B	Alt. 8	
				No Action	Engine Only	Class 8 Tractors	Engines & Classes 7-8 Tractors	15% below Preferred Alternative Stringency	Engines, Classes 7-8 Tractors, & Classes 2b-3	Engines, Tractors, & Classes 2b-8	Engines, Tractors, & Trucks, & Trailers	20% above Preferred Alternative Stringency	Accelerated Hybrid Adoption	
Center Township (Morgan County), OH	SO _x	Maintenance	100	0.00	0.00	-0.05	-0.05	-0.05	-0.05	-0.05	-0.05	-0.05	-0.05	-0.05
Central Steptoe Valley (White Pine County), NV	SO _x	Maintenance	100	0.00	0.04	-0.51	-0.49	-0.48	-0.48	-0.48	-0.48	-0.48	-0.48	-0.48
Charleston, WV	Ozone	Maintenance	100	0.00	3.14	-43.55	-41.70	-40.56	-40.57	-40.84	-40.93	-40.84	-40.93	-40.93
Charleston, WV	PM _{2.5}	Nonattainment	100	0.00	3.14	-43.55	-41.70	-40.56	-40.57	-40.84	-40.93	-40.84	-40.93	-40.93
Charlotte, NC	CO	Maintenance	100	0.00	3.94	-54.57	-52.26	-50.83	-50.84	-51.18	-51.30	-51.18	-51.30	-51.30
Charlotte-Gastonia-Rock Hill, NC-SC	Ozone	Moderate	50	0.00	8.86	-122.78	-117.58	-114.36	-114.39	-115.14	-115.41	-115.14	-115.41	-115.41
Chattanooga, TN-GA-AL	PM _{2.5}	Nonattainment	100	0.00	3.03	-41.99	-40.21	-39.11	-39.12	-39.38	-39.47	-39.38	-39.47	-39.47
Chattanooga, TN-GA	Ozone	Former Subpart 1	50	0.00	2.75	-38.08	-36.47	-35.47	-35.48	-35.71	-35.79	-35.71	-35.80	-35.80
Chicago-Gary-Lake County, IL-IN	Ozone	Moderate	50	0.00	34.11	-1147.91	-1126.17	-1096.28	-1099.83	-1113.39	-1124.64	-1130.51	-1147.10	-1147.10
Chicago-Gary-Lake County, IL-IN	PM _{2.5}	Nonattainment	100	0.00	34.11	-1147.91	-1126.17	-1096.28	-1099.83	-1113.39	-1124.64	-1130.51	-1147.10	-1147.10
Chico, CA	CO	Maintenance	100	0.00	1.83	-25.41	-24.34	-23.67	-23.68	-23.83	-23.89	-23.83	-23.89	-23.89
Chico, CA	Ozone	Former Subpart 1	50	0.00	1.83	-25.41	-24.34	-23.67	-23.68	-23.83	-23.89	-23.83	-23.89	-23.89
Cincinnati-Hamilton, OH-KY-IN	Ozone	Former Subpart 1	50	0.00	21.31	-295.10	-282.60	-274.86	-274.94	-276.76	-277.40	-276.76	-277.40	-277.40
Cincinnati-Hamilton, OH-KY-IN	PM _{2.5}	Nonattainment	100	0.00	21.31	-295.10	-282.60	-274.86	-274.94	-276.76	-277.40	-276.76	-277.40	-277.40
Clairton & 4 Boroughs, PA	PM ₁₀	Maintenance	100	0.00	0.06	-1.15	-1.11	-1.08	-1.08	-1.09	-1.10	-1.10	-1.11	-1.11
Clark County, NV	PM ₁₀	Serious	70	0.00	7.84	-108.64	-104.04	-101.19	-101.21	-101.89	-102.12	-101.89	-102.12	-102.12
Clarksville-Hopkinsville, TN-KY	Ozone	Maintenance	100	0.00	1.40	-19.36	-18.54	-18.04	-18.04	-18.16	-18.20	-18.16	-18.20	-18.20
Clearfield and Indiana Counties, PA	Ozone	Maintenance	100	0.00	1.00	-13.86	-13.27	-12.91	-12.91	-13.00	-13.03	-13.00	-13.03	-13.03
Cleveland, OH	CO	Maintenance	100	0.00	5.35	-74.04	-70.91	-68.97	-68.98	-69.44	-69.60	-69.44	-69.60	-69.60
Cleveland-Akron-Lorain, OH	Ozone	Maintenance	100	0.00	27.55	-381.61	-365.45	-355.44	-355.53	-357.89	-358.72	-357.89	-358.72	-358.72
Cleveland-Akron-Lorain, OH	PM _{2.5}	Nonattainment	100	0.00	27.55	-381.61	-365.45	-355.44	-355.53	-357.89	-358.72	-357.89	-358.72	-358.72
Coachella Valley, CA	PM ₁₀	Serious	70	0.00	3.27	-45.24	-43.32	-42.14	-42.15	-42.43	-42.52	-42.43	-42.52	-42.52
Colbert County, AL	SO _x	Maintenance	100	0.00	0.34	-4.73	-4.53	-4.41	-4.41	-4.44	-4.45	-4.44	-4.45	-4.45
Colorado Springs, CO	CO	Maintenance	100	0.00	3.02	-43.64	-41.87	-40.72	-40.74	-41.03	-41.15	-41.03	-41.21	-41.21
Columbia Falls, MT	PM ₁₀	Moderate	100	0.00	0.03	-0.40	-0.38	-0.37	-0.37	-0.37	-0.38	-0.37	-0.38	-0.38
Columbia, SC	Ozone	Former Subpart 1	50	0.00	3.57	-49.47	-47.38	-46.08	-46.09	-46.40	-46.50	-46.40	-46.50	-46.50
Columbus, OH	Ozone	Maintenance	100	0.00	17.33	-240.04	-229.87	-223.57	-223.63	-225.11	-225.64	-225.11	-225.64	-225.64
Columbus, OH	PM _{2.5}	Nonattainment	100	0.00	17.33	-240.04	-229.87	-223.57	-223.63	-225.11	-225.64	-225.11	-225.64	-225.64
Conewango Township (Warren County), PA	SO _x	Maintenance	100	0.00	0.01	-0.29	-0.29	-0.28	-0.28	-0.29	-0.29	-0.29	-0.29	-0.30
Coso Junction, CA	PM ₁₀	Moderate	100	0.00	0.00	-0.03	-0.03	-0.03	-0.03	-0.03	-0.03	-0.03	-0.03	-0.03
Cuyahoga County, OH	PM ₁₀	Maintenance	100	0.00	9.69	-134.23	-128.54	-125.02	-125.05	-125.88	-126.17	-125.88	-126.17	-126.17
Cuyahoga County, OH	SO _x	Maintenance	100	0.00	9.69	-134.23	-128.54	-125.02	-125.05	-125.88	-126.17	-125.88	-126.17	-126.17
Dallas-Fort Worth, TX	Ozone	Moderate	50	0.00	36.91	-512.36	-490.71	-477.27	-477.40	-480.58	-481.71	-480.61	-481.75	-481.75
Dayton-Springfield, OH	Ozone	Maintenance	100	0.00	8.83	-122.32	-117.14	-113.93	-113.96	-114.72	-114.98	-114.72	-114.98	-114.98
Dayton-Springfield, OH	PM _{2.5}	Nonattainment	100	0.00	8.83	-122.32	-117.14	-113.93	-113.96	-114.72	-114.98	-114.72	-114.98	-114.98
Denver Metro, CO	PM ₁₀	Maintenance	100	0.00	12.85	-225.33	-217.67	-211.77	-212.06	-213.90	-215.01	-215.10	-216.58	-216.58
Denver-Boulder, CO	CO	Maintenance	100	0.00	12.16	-215.78	-208.52	-202.88	-203.16	-204.95	-206.03	-206.15	-207.60	-207.60
Denver-Boulder-Greeley-Fort Collins-Loveland, CO	Ozone	Former Subpart 1	50	0.00	16.12	-270.59	-261.02	-253.93	-254.23	-256.35	-257.56	-257.56	-259.13	-259.13
Detroit, MI	CO	Maintenance	100	0.00	7.95	-127.16	-122.46	-119.13	-119.24	-120.19	-120.69	-120.63	-121.26	-121.26
Detroit-Ann Arbor, MI	Ozone	Maintenance	100	0.00	49.25	-700.42	-671.47	-653.11	-653.37	-657.87	-659.63	-658.33	-660.24	-660.24
Detroit-Ann Arbor, MI	PM _{2.5}	Nonattainment	100	0.00	49.25	-700.42	-671.47	-653.11	-653.37	-657.87	-659.63	-658.33	-660.24	-660.24
Door County, WI	Ozone	Former Subpart 1	50	0.00	0.20	-2.75	-2.63	-2.56	-2.56	-2.58	-2.59	-2.58	-2.59	-2.59
Douglas (Cochise County), AZ	PM ₁₀	Moderate	100	0.00	0.35	-4.90	-4.69	-4.56	-4.56	-4.59	-4.60	-4.59	-4.60	-4.60

Table D1-13 Emission Changes <u>a/</u> by Nonattainment Area with Alternative Standards for HD Vehicles Carbon Monoxide (CO) 2018													
Nonattainment Area	Pollutant	Status <u>c/</u>	General Conformity Threshold <u>d/</u>	Emissions Changes for Proposed Alternatives (tons/year)									
				Alt. 1	Alt. 2	Alt. 3	Alt. 4	Alt. 6A	Alt. 5	Alt. 6 <u>b/</u>	Alt. 7	Alt. 6B	Alt. 8
				No Action	Engine Only	Class 8 Tractors	Engines & Classes 7-8 Tractors	15% below Preferred Alternative Stringency	Engines, Classes 7-8 Tractors, & Classes 2b-3	Engines, Tractors, & Classes 2b-8	Engines, Tractors, & Trucks, & Trailers	20% above Preferred Alternative Stringency	Accelerated Hybrid Adoption
Douglas (Cochise County), AZ	SO _x	Maintenance	100	0.00	0.35	-4.90	-4.69	-4.56	-4.56	-4.59	-4.60	-4.59	-4.60
Duluth, MN	CO	Maintenance	100	0.00	0.46	-6.35	-6.08	-5.92	-5.92	-5.96	-5.97	-5.96	-5.97
Eagle River, AK	PM ₁₀	Moderate	100	0.00	0.05	-0.62	-0.60	-0.58	-0.58	-0.58	-0.59	-0.58	-0.59
East Chicago, IN	CO	Maintenance	100	0.00	1.11	-16.01	-15.35	-14.93	-14.94	-15.05	-15.09	-15.06	-15.11
East Chicago, IN	PM ₁₀	Maintenance	100	0.00	-21.23	-49.98	-61.56	-60.35	-62.03	-65.64	-70.20	-74.36	-81.64
East Helena Area (Lewis and Clark County), MT	SO _x	Nonattainment	100	0.00	0.01	-0.08	-0.07	-0.07	-0.07	-0.07	-0.07	-0.07	-0.07
El Paso County, TX	PM ₁₀	Moderate	100	0.00	0.89	-39.23	-38.65	-37.62	-37.77	-38.27	-38.70	-38.95	-39.60
El Paso, TX	CO	Maintenance	100	0.00	0.16	-2.43	-2.34	-2.27	-2.27	-2.29	-2.30	-2.30	-2.31
Erie, PA	Ozone	Maintenance	100	0.00	1.26	-17.67	-16.93	-16.47	-16.48	-16.59	-16.63	-16.59	-16.64
Essex County (Whiteface Mountain), NY	Ozone	Former Subpart 1	50	0.00	0.01	-0.11	-0.11	-0.11	-0.11	-0.11	-0.11	-0.11	-0.11
Eugene-Springfield, OR	CO	Maintenance	100	0.00	2.44	-33.75	-32.32	-31.43	-31.44	-31.65	-31.72	-31.65	-31.72
Eugene-Springfield, OR	PM ₁₀	Moderate	100	0.00	2.44	-33.75	-32.32	-31.43	-31.44	-31.65	-31.72	-31.65	-31.72
Evansville, IN	Ozone	Maintenance	100	0.00	3.21	-44.45	-42.56	-41.40	-41.41	-41.68	-41.78	-41.68	-41.78
Evansville, IN	PM _{2.5}	Nonattainment	100	0.00	3.21	-44.45	-42.56	-41.40	-41.41	-41.68	-41.78	-41.68	-41.78
Fairbanks, AK	CO	Maintenance	100	0.00	0.09	-1.27	-1.22	-1.19	-1.19	-1.20	-1.20	-1.20	-1.20
Fayetteville, NC	Ozone	Former Subpart 1	50	0.00	1.62	-22.45	-21.50	-20.91	-20.92	-21.06	-21.11	-21.06	-21.11
Flathead County; Whitefish and vicinity, MT	PM ₁₀	Moderate	100	0.00	0.04	-0.52	-0.50	-0.49	-0.49	-0.49	-0.49	-0.49	-0.49
Flint, MI	Ozone	Maintenance	100	0.00	2.81	-40.13	-38.48	-37.42	-37.44	-37.70	-37.80	-37.73	-37.84
Follansbee, WV	PM ₁₀	Maintenance	100	0.00	0.01	-0.09	-0.09	-0.09	-0.09	-0.09	-0.09	-0.09	-0.09
Fort Collins, CO	CO	Maintenance	100	0.00	0.93	-12.92	-12.37	-12.03	-12.03	-12.11	-12.14	-12.11	-12.14
Fort Hall Reservation, ID	PM ₁₀	Moderate	100	0.00	0.00	-0.06	-0.06	-0.05	-0.05	-0.05	-0.05	-0.05	-0.05
Fort Wayne, IN	Ozone	Maintenance	100	0.00	2.00	-27.74	-26.57	-25.84	-25.85	-26.02	-26.08	-26.02	-26.08
Franklin County, PA	Ozone	Maintenance	100	0.00	0.83	-11.46	-10.97	-10.67	-10.68	-10.75	-10.77	-10.75	-10.77
Franklin Township (Coshocton County), OH	SO _x	Maintenance	100	0.00	0.00	-0.06	-0.06	-0.05	-0.05	-0.06	-0.06	-0.06	-0.06
Frederick County, VA	Ozone	Former Subpart 1	50	0.00	0.72	-9.91	-9.49	-9.23	-9.24	-9.30	-9.32	-9.30	-9.32
Fredericksburg, VA	Ozone	Maintenance	100	0.00	2.18	-30.16	-28.88	-28.09	-28.10	-28.28	-28.35	-28.28	-28.35
Freehold, NJ	CO	Maintenance	100	0.00	0.09	-1.23	-1.18	-1.15	-1.15	-1.16	-1.16	-1.16	-1.16
Fresno, CA	CO	Maintenance	100	0.00	3.13	-43.72	-41.88	-40.73	-40.75	-41.02	-41.12	-41.03	-41.13
Grand Rapids, MI	Ozone	Maintenance	100	0.00	4.38	-60.65	-58.08	-56.49	-56.51	-56.88	-57.01	-56.88	-57.01
Granite City, Nameoki Townships, IL	PM ₁₀	Maintenance	100	0.00	0.23	-3.23	-3.10	-3.01	-3.01	-3.03	-3.04	-3.04	-3.04
Grant County, NM	SO _x	Maintenance	100	0.00	0.02	-0.21	-0.21	-0.20	-0.20	-0.20	-0.20	-0.20	-0.20
Grants Pass, OR	CO	Maintenance	100	0.00	0.18	-2.43	-2.33	-2.27	-2.27	-2.28	-2.29	-2.28	-2.29
Grants Pass, OR	PM ₁₀	Maintenance	100	0.00	0.18	-2.43	-2.33	-2.27	-2.27	-2.28	-2.29	-2.28	-2.29
Great Falls, MT	CO	Maintenance	100	0.00	0.11	-1.56	-1.50	-1.46	-1.46	-1.47	-1.47	-1.47	-1.47
Greater Connecticut, CT	Ozone	Moderate	50	0.00	9.01	-126.79	-121.50	-118.18	-118.22	-119.02	-119.32	-119.07	-119.39
Greeley, CO	CO	Maintenance	100	0.00	0.66	-9.16	-8.77	-8.53	-8.53	-8.59	-8.61	-8.59	-8.61
Green Bay, WI	SO _x	Maintenance	100	0.00	0.67	-9.31	-8.92	-8.67	-8.67	-8.73	-8.75	-8.73	-8.75
Greene County, IN	Ozone	Maintenance	100	0.00	0.27	-3.70	-3.54	-3.45	-3.45	-3.47	-3.48	-3.47	-3.48
Greene County, PA	Ozone	Maintenance	100	0.00	0.25	-3.51	-3.36	-3.27	-3.27	-3.29	-3.30	-3.29	-3.30
Greensboro-Winston Salem-High Point, NC	Ozone	Marginal	50	0.00	13.40	-185.98	-178.11	-173.24	-173.28	-174.44	-174.85	-174.45	-174.86
Greensboro-Winston salem-High Point, NC	PM _{2.5}	Nonattainment	100	0.00	13.40	-185.98	-178.11	-173.24	-173.28	-174.44	-174.85	-174.45	-174.86
Greenville-Spartanburg-Anderson, SC	Ozone	Former Subpart 1	50	0.00	4.98	-69.39	-66.46	-64.65	-64.66	-65.10	-65.25	-65.11	-65.27
Groveland Township (Tazewell County), IL	SO _x	Maintenance	100	0.00	0.12	-1.72	-1.65	-1.60	-1.60	-1.61	-1.62	-1.61	-1.62

Table D1-13 Emission Changes <u>a/</u> by Nonattainment Area with Alternative Standards for HD Vehicles Carbon Monoxide (CO) 2018													
Nonattainment Area	Pollutant	Status <u>c/</u>	General Conformity Threshold <u>d/</u>	Emissions Changes for Proposed Alternatives (tons/year)									
				Alt. 1	Alt. 2	Alt. 3	Alt. 4	Alt. 6A	Alt. 5	Alt. 6 <u>b/</u>	Alt. 7	Alt. 6B	Alt. 8
				No Action	Engine Only	Class 8 Tractors	Engines & Classes 7-8 Tractors	15% below Preferred Alternative Stringency	Engines, Classes 7-8 Tractors, & Classes 2b-3	Engines, Tractors, & Classes 2b-8	Engines, Tractors, & Truck, & Trailers	20% above Preferred Alternative Stringency	Accelerated Hybrid Adoption
Hancock-Knox-Lincoln-Waldo Counties, ME	Ozone	Maintenance	100	0.00	0.63	-8.74	-8.37	-8.14	-8.14	-8.19	-8.21	-8.19	-8.21
Harrisburg-Lebanon-Carlisle, PA	Ozone	Maintenance	100	0.00	8.88	-123.31	-118.10	-114.86	-114.90	-115.66	-115.93	-115.67	-115.94
Harrisburg-Lebanon-Carlisle, PA	PM _{2.5}	Nonattainment	100	0.00	8.88	-123.31	-118.10	-114.86	-114.90	-115.66	-115.93	-115.67	-115.94
Hartford-New Britain-Middletown, CT	CO	Maintenance	100	0.00	5.89	-82.44	-78.98	-76.82	-76.84	-77.36	-77.55	-77.38	-77.57
Hayden (Pinal County), AZ	SO _x	Nonattainment	100	0.00	0.05	-0.73	-0.70	-0.68	-0.68	-0.68	-0.68	-0.68	-0.68
Hayden/Miami, AZ	PM ₁₀	Moderate	100	0.00	0.21	-2.84	-2.72	-2.65	-2.65	-2.66	-2.67	-2.66	-2.67
Haywood and Swain Counties (Great Smoky Mountain NP), NC	Ozone	Maintenance	100	0.00	0.03	-0.38	-0.36	-0.35	-0.35	-0.35	-0.35	-0.35	-0.35
Hazelwood, PA	SO _x	Maintenance	100	0.00	0.20	-3.11	-2.99	-2.91	-2.91	-2.93	-2.94	-2.94	-2.95
Hickory, NC	PM _{2.5}	Nonattainment	100	0.00	1.00	-13.86	-13.27	-12.91	-12.91	-13.00	-13.03	-13.00	-13.03
Hickory-Morgantown-Lenoir, NC	Ozone	Former Subpart 1	50	0.00	1.63	-22.64	-21.68	-21.09	-21.10	-21.24	-21.28	-21.24	-21.28
Hollis Township, IL	SO _x	Maintenance	100	0.00	0.01	-0.20	-0.19	-0.19	-0.19	-0.19	-0.19	-0.19	-0.19
Houston-Galveston-Brazoria, TX	Ozone	Severe	25	0.00	-16.91	-493.72	-501.78	-489.06	-492.71	-502.74	-513.24	-521.18	-537.44
Humphreys County, TN	SO _x	Maintenance	100	0.00	0.02	-0.21	-0.20	-0.19	-0.19	-0.19	-0.20	-0.19	-0.20
Huntington-Ashland, WV-KY-OH	PM _{2.5}	Nonattainment	100	0.00	-20.40	-57.19	-68.29	-66.89	-68.55	-72.16	-76.69	-80.77	-87.98
Huntington-Ashland, WV-KY	Ozone	Maintenance	100	0.00	-21.17	-46.55	-58.10	-56.98	-58.64	-62.18	-66.68	-70.79	-77.98
Huron County, MI	Ozone	Maintenance	100	0.00	0.16	-2.21	-2.11	-2.05	-2.06	-2.07	-2.07	-2.07	-2.07
Imperial County, CA	Ozone	Moderate	50	0.00	1.15	-15.92	-15.24	-14.83	-14.83	-14.93	-14.96	-14.93	-14.96
Imperial Valley, CA	PM ₁₀	Serious	70	0.00	1.12	-15.55	-14.89	-14.48	-14.49	-14.58	-14.62	-14.58	-14.62
Indian Wells, CA	PM ₁₀	Maintenance	100	0.00	0.19	-2.66	-2.55	-2.48	-2.48	-2.50	-2.50	-2.50	-2.50
Indianapolis, IN	CO	Maintenance	100	0.00	19.46	-269.56	-258.14	-251.07	-251.14	-252.80	-253.39	-252.80	-253.39
Indianapolis, IN	Ozone	Maintenance	100	0.00	19.46	-269.56	-258.14	-251.07	-251.14	-252.80	-253.39	-252.80	-253.39
Indianapolis, IN	PM _{2.5}	Nonattainment	100	0.00	19.46	-269.56	-258.14	-251.07	-251.14	-252.80	-253.39	-252.80	-253.39
Jackson County, IN	Ozone	Maintenance	100	0.00	0.44	-6.09	-5.83	-5.67	-5.67	-5.71	-5.72	-5.71	-5.72
Jamestown, NY	Ozone	Former Subpart 1	50	0.00	0.85	-11.95	-11.46	-11.14	-11.15	-11.22	-11.25	-11.23	-11.26
Jefferson County, NY	Ozone	Moderate	50	0.00	0.68	-9.45	-9.05	-8.81	-8.81	-8.87	-8.89	-8.87	-8.89
Jefferson County, OH	PM ₁₀	Maintenance	100	0.00	0.04	-0.62	-0.60	-0.58	-0.58	-0.58	-0.58	-0.58	-0.58
Johnson City-Kingsport-Bristol, TN	Ozone	Former Subpart 1	50	0.00	1.21	-16.75	-16.04	-15.60	-15.61	-15.71	-15.75	-15.71	-15.75
Johnstown, PA	Ozone	Maintenance	100	0.00	1.24	-17.12	-16.40	-15.95	-15.95	-16.06	-16.10	-16.06	-16.10
Johnstown, PA	PM _{2.5}	Nonattainment	100	0.00	1.24	-17.12	-16.40	-15.95	-15.95	-16.06	-16.10	-16.06	-16.10
Juneau, AK	PM ₁₀	Moderate	100	0.00	0.06	-0.77	-0.74	-0.72	-0.72	-0.72	-0.72	-0.72	-0.72
Kalamazoo-Battle Creek, MI	Ozone	Maintenance	100	0.00	2.80	-38.77	-37.12	-36.11	-36.12	-36.36	-36.44	-36.36	-36.44
Kalispell, MT	PM ₁₀	Moderate	100	0.00	0.16	-2.15	-2.06	-2.01	-2.01	-2.02	-2.03	-2.02	-2.03
Kent and Queen Annes Counties, MD	Ozone	Maintenance	100	0.00	0.74	-10.77	-10.34	-10.06	-10.06	-10.13	-10.16	-10.15	-10.18
Kent, WA	PM ₁₀	Maintenance	100	0.00	0.13	-1.82	-1.74	-1.69	-1.69	-1.70	-1.71	-1.70	-1.71
Kern County (Eastern Kern), CA	Ozone	Former Subpart 1	50	0.00	0.47	-6.46	-6.19	-6.02	-6.02	-6.06	-6.08	-6.06	-6.08
Kewaunee County, WI	Ozone	Maintenance	100	0.00	0.14	-1.90	-1.82	-1.77	-1.77	-1.78	-1.79	-1.78	-1.79
King County, WA	PM ₁₀	Maintenance	100	0.00	0.05	-0.76	-0.73	-0.71	-0.71	-0.71	-0.71	-0.71	-0.71
Klamath Falls, OR	CO	Maintenance	100	0.00	0.55	-7.63	-7.31	-7.11	-7.11	-7.16	-7.18	-7.16	-7.18
Klamath Falls, OR	PM ₁₀	Maintenance	100	0.00	0.55	-7.63	-7.31	-7.11	-7.11	-7.16	-7.18	-7.16	-7.18
Knoxville, TN	Ozone	Former Subpart 1	50	0.00	11.28	-156.18	-149.57	-145.47	-145.51	-146.47	-146.81	-146.47	-146.81
Knoxville, TN	PM _{2.5}	Nonattainment	100	0.00	11.28	-156.18	-149.57	-145.47	-145.51	-146.47	-146.81	-146.47	-146.81
La Porte County, IN	SO _x	Maintenance	100	0.00	0.19	-2.72	-2.61	-2.53	-2.53	-2.55	-2.56	-2.55	-2.56
LaGrande, OR	PM ₁₀	Maintenance	100	0.00	0.08	-1.14	-1.09	-1.06	-1.06	-1.07	-1.07	-1.07	-1.07

Table D1-13 Emission Changes <u>a/</u> by Nonattainment Area with Alternative Standards for HD Vehicles Carbon Monoxide (CO) 2018													
Nonattainment Area	Pollutant	Status <u>c/</u>	General Conformity Threshold <u>d/</u>	Emissions Changes for Proposed Alternatives (tons/year)									
				Alt. 1	Alt. 2	Alt. 3	Alt. 4	Alt. 6A	Alt. 5	Alt. 6 <u>b/</u>	Alt. 7	Alt. 6B	Alt. 8
				No Action	Engine Only	Class 8 Tractors	Engines & Classes 7-8 Tractors	15% below Preferred Alternative Stringency	Engines, Classes 7-8 Tractors, & Classes 2b-3	Engines, Tractors, & Classes 2b-8	Engines, Tractors, & Trucks, & Trailers	20% above Preferred Alternative Stringency	Accelerated Hybrid Adoption
Lake County, IN	SO _x	Maintenance	100	0.00	1.67	-23.81	-22.83	-22.21	-22.22	-22.37	-22.43	-22.39	-22.45
Lake County, OH	SO _x	Maintenance	100	0.00	0.20	-2.75	-2.63	-2.56	-2.56	-2.58	-2.58	-2.58	-2.58
Lake County, OR	PM ₁₀	Maintenance	100	0.00	0.03	-0.47	-0.45	-0.44	-0.44	-0.44	-0.44	-0.44	-0.44
Lake Tahoe North Shore, CA	CO	Maintenance	100	0.00	0.14	-2.01	-1.92	-1.87	-1.87	-1.88	-1.89	-1.88	-1.89
Lake Tahoe South Shore, CA	CO	Maintenance	100	0.00	0.31	-4.24	-4.06	-3.95	-3.95	-3.98	-3.99	-3.98	-3.99
Lake Tahoe, NV	CO	Maintenance	100	0.00	0.11	-1.54	-1.48	-1.44	-1.44	-1.45	-1.45	-1.45	-1.45
Lamar, CO	PM ₁₀	Maintenance	100	0.00	0.05	-0.68	-0.66	-0.64	-0.64	-0.64	-0.64	-0.64	-0.64
Lame Deer, MT	PM ₁₀	Moderate	100	0.00	0.01	-0.11	-0.11	-0.11	-0.11	-0.11	-0.11	-0.11	-0.11
Lancaster, PA	Ozone	Maintenance	100	0.00	4.90	-68.15	-65.27	-63.49	-63.51	-63.93	-64.08	-63.94	-64.09
Lancaster, PA	PM _{2.5}	Nonattainment	100	0.00	4.90	-68.15	-65.27	-63.49	-63.51	-63.93	-64.08	-63.94	-64.09
Lane County, OR	PM ₁₀	Moderate	100	0.00	0.01	-0.12	-0.11	-0.11	-0.11	-0.11	-0.11	-0.11	-0.11
Lansing-East Lansing, MI	Ozone	Maintenance	100	0.00	2.62	-36.34	-34.81	-33.85	-33.86	-34.09	-34.16	-34.09	-34.16
LaPorte, IN	Ozone	Maintenance	100	0.00	0.54	-7.63	-7.31	-7.11	-7.12	-7.16	-7.18	-7.17	-7.18
Las Vegas, NV	CO	Serious	100	0.00	15.82	-219.06	-209.78	-204.04	-204.09	-205.44	-205.92	-205.44	-205.92
Las Vegas, NV	Ozone	Former Subpart 1	50	0.00	15.82	-219.06	-209.78	-204.04	-204.09	-205.44	-205.92	-205.44	-205.92
Lauderdale County, AL	SO _x	Maintenance	100	0.00	0.49	-6.84	-6.55	-6.37	-6.37	-6.41	-6.43	-6.41	-6.43
Laurel Area (Yellowstone County), MT	SO _x	Nonattainment	100	0.00	0.01	-0.13	-0.13	-0.12	-0.12	-0.12	-0.13	-0.12	-0.13
Libby, MT	PM ₁₀	Moderate	100	0.00	0.06	-0.80	-0.77	-0.75	-0.75	-0.75	-0.76	-0.75	-0.76
Libby, MT	PM _{2.5}	Nonattainment	100	0.00	0.06	-0.80	-0.77	-0.75	-0.75	-0.75	-0.76	-0.75	-0.76
Liberty-Clairton, PA	PM _{2.5}	Nonattainment	100	0.00	0.06	-1.15	-1.11	-1.08	-1.08	-1.09	-1.10	-1.10	-1.11
Lima, OH	Ozone	Maintenance	100	0.00	-3.47	-14.61	-16.48	-16.12	-16.42	-17.11	-17.96	-18.70	-20.04
Longmont, CO	CO	Maintenance	100	0.00	0.48	-6.63	-6.34	-6.17	-6.17	-6.21	-6.23	-6.21	-6.23
Lorain County, OH	SO _x	Maintenance	100	0.00	0.25	-3.49	-3.34	-3.25	-3.25	-3.27	-3.28	-3.27	-3.28
Los Angeles South Coast Air Basin, CA	CO	Maintenance	100	0.00	374.92	-5729.71	-5508.38	-5358.28	-5362.29	-5402.81	-5422.23	-5416.42	-5440.08
Los Angeles South Coast Air Basin, CA	NO _x	Maintenance	100	0.00	374.92	-5729.71	-5508.38	-5358.28	-5362.29	-5402.81	-5422.23	-5416.42	-5440.08
Los Angeles South Coast Air Basin, CA	Ozone	Extreme	10	0.00	374.92	-5729.71	-5508.38	-5358.28	-5362.29	-5402.81	-5422.23	-5416.42	-5440.08
Los Angeles South Coast Air Basin, CA	PM ₁₀	Serious	70	0.00	374.92	-5729.71	-5508.38	-5358.28	-5362.29	-5402.81	-5422.23	-5416.42	-5440.08
Los Angeles South Coast Air Basin, CA	PM _{2.5}	Nonattainment	100	0.00	374.92	-5729.71	-5508.38	-5358.28	-5362.29	-5402.81	-5422.23	-5416.42	-5440.08
Los Angeles-San Bernardino Counties (western Mohave), CA	Ozone	Moderate	50	0.00	3.70	-51.21	-49.04	-47.70	-47.71	-48.03	-48.14	-48.03	-48.14
Louisville, KY-IN	Ozone	Maintenance	100	0.00	12.35	-171.02	-163.78	-159.29	-159.34	-160.39	-160.76	-160.39	-160.76
Louisville, KY-IN	PM _{2.5}	Nonattainment	100	0.00	12.35	-171.02	-163.78	-159.29	-159.34	-160.39	-160.76	-160.39	-160.76
Lowell, MA	CO	Maintenance	100	0.00	0.61	-8.43	-8.07	-7.85	-7.85	-7.91	-7.92	-7.91	-7.92
Lucas County, OH	SO _x	Maintenance	100	0.00	1.69	-23.35	-22.36	-21.75	-21.76	-21.90	-21.95	-21.90	-21.95
Lyons Township, IL	PM ₁₀	Maintenance	100	0.00	0.34	-4.86	-4.66	-4.53	-4.54	-4.57	-4.58	-4.57	-4.58
Macon, GA	Ozone	Maintenance	100	0.00	2.36	-32.74	-31.35	-30.49	-30.50	-30.70	-30.78	-30.70	-30.78
Macon, GA	PM _{2.5}	Nonattainment	100	0.00	2.36	-32.74	-31.35	-30.49	-30.50	-30.70	-30.78	-30.70	-30.78
Madison and Page Counties (Shenandoah NP), VA	Ozone	Maintenance	100	0.00	0.02	-0.23	-0.22	-0.21	-0.21	-0.21	-0.21	-0.21	-0.21
Madison, WI	SO _x	Maintenance	100	0.00	1.29	-17.87	-17.12	-16.65	-16.65	-16.76	-16.80	-16.76	-16.80
Mammoth Lake, CA	PM ₁₀	Moderate	100	0.00	0.05	-0.64	-0.62	-0.60	-0.60	-0.60	-0.60	-0.60	-0.60
Manchester, NH	CO	Maintenance	100	0.00	0.44	-6.09	-5.84	-5.68	-5.68	-5.72	-5.73	-5.72	-5.73
Manitowoc County, WI	Ozone	Former Subpart 1	50	0.00	0.57	-7.84	-7.51	-7.30	-7.30	-7.35	-7.37	-7.35	-7.37
Marion County, IN	SO _x	Maintenance	100	0.00	1.76	-24.36	-23.32	-22.69	-22.69	-22.84	-22.89	-22.84	-22.89
Mariposa and Tuolumne Counties (Southern Mountain), CA	Ozone	Former Subpart 1	50	0.00	0.58	-7.97	-7.64	-7.43	-7.43	-7.48	-7.50	-7.48	-7.50

Table D1-13 Emission Changes μ / by Nonattainment Area with Alternative Standards for HD Vehicles Carbon Monoxide (CO) 2018													
Nonattainment Area	Pollutant	Status c /	General Conformity Threshold d /	Emissions Changes for Proposed Alternatives (tons/year)									
				Alt. 1	Alt. 2	Alt. 3	Alt. 4	Alt. 6A	Alt. 5	Alt. 6 b /	Alt. 7	Alt. 6B	Alt. 8
				No Action	Engine Only	Class 8 Tractors	Engines & Classes 7-8 Tractors	15% below Preferred Alternative Stringency	Engines, Classes 7-8 Tractors, & Classes 2b-3	Engines, Tractors, & Classes 2b-8	Engines, Tractors, & Trucks, & Trailers	20% above Preferred Alternative Stringency	Accelerated Hybrid Adoption
Martinsburg, WV-Hagerstown, MD	PM _{2.5}	Nonattainment	100	0.00	1.75	-24.26	-23.23	-22.59	-22.60	-22.75	-22.80	-22.75	-22.80
Mason County, MI	Ozone	Maintenance	100	0.00	0.14	-1.99	-1.91	-1.86	-1.86	-1.87	-1.87	-1.87	-1.87
Medford, OR	CO	Maintenance	100	0.00	0.41	-5.65	-5.41	-5.26	-5.27	-5.30	-5.31	-5.30	-5.31
Medford-Ashland, OR	PM ₁₀	Maintenance	100	0.00	0.97	-13.44	-12.87	-12.52	-12.52	-12.60	-12.63	-12.60	-12.63
Memphis, TN-AR	Ozone	Maintenance	100	0.00	3.69	-80.56	-78.32	-76.22	-76.38	-77.16	-77.72	-77.91	-78.70
Memphis, TN	CO	Maintenance	100	0.00	3.23	-74.21	-72.24	-70.30	-70.46	-71.20	-71.74	-71.95	-72.72
Miami (Gila County), AZ	SO _x	Maintenance	100	0.00	0.16	-2.15	-2.06	-2.00	-2.00	-2.02	-2.02	-2.02	-2.02
Millinocket AQCR 109, ME	SO _x	Maintenance	100	0.00	0.02	-0.44	-0.42	-0.41	-0.41	-0.42	-0.42	-0.42	-0.43
Milwaukee, WI	SO _x	Maintenance	100	0.00	2.95	-40.89	-39.16	-38.09	-38.10	-38.35	-38.44	-38.35	-38.44
Milwaukee-Racine, WI	Ozone	Moderate	50	0.00	9.74	-134.90	-129.19	-125.65	-125.68	-126.51	-126.81	-126.51	-126.81
Minneapolis-St Paul, MN	CO	Maintenance	100	0.00	-18.34	-501.64	-510.47	-497.55	-501.33	-511.67	-522.55	-530.82	-547.67
Minneapolis-St Paul, MN	SO _x	Maintenance	100	0.00	30.75	-427.01	-408.97	-397.77	-397.88	-400.53	-401.47	-400.56	-401.51
Missoula, MT	CO	Maintenance	100	0.00	0.59	-9.20	-8.85	-8.61	-8.61	-8.68	-8.71	-8.70	-8.74
Missoula, MT	PM ₁₀	Moderate	100	0.00	0.59	-9.20	-8.85	-8.61	-8.61	-8.68	-8.71	-8.70	-8.74
Modesto, CA	CO	Maintenance	100	0.00	1.60	-22.12	-21.18	-20.60	-20.61	-20.74	-20.79	-20.74	-20.79
Mohave County, AZ	PM ₁₀	Maintenance	100	0.00	0.53	-7.38	-7.07	-6.88	-6.88	-6.92	-6.94	-6.92	-6.94
Mono Basin, CA	PM ₁₀	Moderate	100	0.00	0.01	-0.10	-0.10	-0.09	-0.09	-0.09	-0.09	-0.09	-0.09
Morenci (Greenlee County), AZ	SO _x	Maintenance	100	0.00	0.02	-0.26	-0.25	-0.24	-0.24	-0.24	-0.24	-0.24	-0.24
Morristown, NJ	CO	Maintenance	100	0.00	0.17	-2.34	-2.24	-2.18	-2.18	-2.20	-2.20	-2.20	-2.20
Muhlenberg County, KY	SO _x	Maintenance	100	0.00	0.16	-2.27	-2.17	-2.11	-2.11	-2.13	-2.13	-2.13	-2.13
Muncie, IN	Ozone	Maintenance	100	0.00	0.66	-9.20	-8.81	-8.57	-8.57	-8.63	-8.65	-8.63	-8.65
Murray County (Chattahoochee NF), GA	Ozone	Maintenance	100	0.00	0.02	-0.33	-0.31	-0.30	-0.30	-0.31	-0.31	-0.31	-0.31
Muscatine County, IA	SO _x	Maintenance	100	0.00	0.08	-1.14	-1.10	-1.07	-1.07	-1.07	-1.08	-1.07	-1.08
Muskegon, MI	Ozone	Maintenance	100	0.00	0.71	-9.83	-9.41	-9.15	-9.16	-9.22	-9.24	-9.22	-9.24
Nashua, NH	CO	Maintenance	100	0.00	0.35	-4.84	-4.64	-4.51	-4.51	-4.54	-4.55	-4.54	-4.55
Nashville, TN	Ozone	Former Subpart 1	50	0.00	8.80	-122.29	-117.13	-113.92	-113.95	-114.71	-114.98	-114.72	-114.99
Nevada County (western part), CA	Ozone	Former Subpart 1	50	0.00	0.70	-9.65	-9.24	-8.98	-8.99	-9.05	-9.07	-9.05	-9.07
New Haven County, CT	PM ₁₀	Maintenance	100	0.00	0.73	-10.10	-9.68	-9.41	-9.41	-9.48	-9.50	-9.48	-9.50
New Haven-Meriden-Waterbury, CT	CO	Maintenance	100	0.00	4.36	-60.74	-58.17	-56.58	-56.60	-56.98	-57.11	-56.98	-57.12
New Manchester-Grant Magisterial District (Hancock County), WV	SO _x	Maintenance	100	0.00	0.03	-0.47	-0.45	-0.44	-0.44	-0.44	-0.44	-0.44	-0.44
New York County, NY	PM ₁₀	Moderate	100	0.00	2.55	-35.85	-34.35	-33.41	-33.42	-33.64	-33.73	-33.66	-33.75
New York-N. New Jersey-Long Island, NY-NJ-CT	CO	Maintenance	100	0.00	123.28	-1735.75	-1663.35	-1617.84	-1618.40	-1629.39	-1633.53	-1630.11	-1634.48
New York-N. New Jersey-Long Island, NY-NJ-CT	PM _{2.5}	Nonattainment	100	0.00	122.33	-1737.20	-1665.32	-1619.77	-1620.41	-1631.54	-1635.88	-1632.63	-1637.31
New York-northern New Jersey-Long Island, NY-NJ-CT	Ozone	Moderate	50	0.00	78.29	-1127.27	-1081.23	-1051.68	-1052.16	-1059.53	-1062.54	-1060.62	-1063.97
Nogales, AZ	PM ₁₀	Moderate	100	0.00	0.22	-3.07	-2.94	-2.86	-2.86	-2.88	-2.88	-2.88	-2.88
Norfolk-Virginia Beach-Newport News, VA	Ozone	Maintenance	100	0.00	-137.79	-342.96	-418.04	-409.75	-420.74	-444.44	-474.34	-501.49	-549.21
Ogden, UT	CO	Maintenance	100	0.00	0.78	-10.84	-10.38	-10.09	-10.10	-10.16	-10.19	-10.16	-10.19
Ogden, UT	PM ₁₀	Moderate	100	0.00	0.78	-10.84	-10.38	-10.09	-10.10	-10.16	-10.19	-10.16	-10.19
Oglesby, IL	PM ₁₀	Maintenance	100	0.00	0.01	-0.20	-0.19	-0.18	-0.18	-0.18	-0.18	-0.18	-0.18
Olmsted County, MN	PM ₁₀	Maintenance	100	0.00	0.12	-1.68	-1.61	-1.57	-1.57	-1.58	-1.58	-1.58	-1.58
Olympia, Tumwater, Lacey, WA	PM ₁₀	Maintenance	100	0.00	0.57	-7.88	-7.55	-7.34	-7.34	-7.39	-7.41	-7.39	-7.41
Owens Valley, CA	PM ₁₀	Serious	70	0.00	-0.01	-0.31	-0.32	-0.31	-0.31	-0.32	-0.32	-0.33	-0.33
Pagosa Springs, CO	PM ₁₀	Maintenance	100	0.00	0.00	-0.01	-0.01	-0.01	-0.01	-0.01	-0.01	-0.01	-0.01

Table D1-13 Emission Changes μ by Nonattainment Area with Alternative Standards for HD Vehicles Carbon Monoxide (CO) 2018													
Nonattainment Area	Pollutant	Status $c/$	General Conformity Threshold $d/$	Emissions Changes for Proposed Alternatives (tons/year)									
				Alt. 1	Alt. 2	Alt. 3	Alt. 4	Alt. 6A	Alt. 5	Alt. 6 $b/$	Alt. 7	Alt. 6B	Alt. 8
				No Action	Engine Only	Class 8 Tractors	Engines & Classes 7-8 Tractors	15% below Preferred Alternative Stringency	Engines, Classes 7-8 Tractors, & Classes 2b-3	Engines, Tractors, & Classes 2b-8	Engines, Tractors, & Trucks, & Trailers	20% above Preferred Alternative Stringency	Accelerated Hybrid Adoption
Parkersburg-Marietta, WV-OH	Ozone	Maintenance	100	0.00	1.63	-22.54	-21.59	-21.00	-21.00	-21.14	-21.19	-21.14	-21.19
Parkersburg-Marietta, WV-OH	PM _{2.5}	Nonattainment	100	0.00	1.63	-22.54	-21.59	-21.00	-21.00	-21.14	-21.19	-21.14	-21.19
Payson, AZ	PM ₁₀	Maintenance	100	0.00	0.10	-1.45	-1.39	-1.35	-1.35	-1.36	-1.36	-1.36	-1.36
Penns Grove, NJ	CO	Maintenance	100	0.00	0.00	-0.04	-0.03	-0.03	-0.03	-0.03	-0.03	-0.03	-0.03
Peoria, IL	SO _x	Maintenance	100	0.00	0.56	-7.78	-7.45	-7.25	-7.25	-7.30	-7.32	-7.30	-7.32
Perth Amboy, NJ	CO	Maintenance	100	0.00	-0.54	-7.00	-7.28	-7.10	-7.18	-7.36	-7.56	-7.73	-8.04
Philadelphia-Camden County, PA-NJ	CO	Maintenance	100	0.00	2.20	-30.78	-29.49	-28.69	-28.69	-28.89	-28.96	-28.90	-28.97
Phildelphia-Wilmington, PA-NY-DE	PM _{2.5}	Nonattainment	100	0.00	-2.84	-381.96	-382.54	-372.66	-374.79	-381.19	-387.48	-391.87	-401.49
Phildelphia-Wilmington-Atlantic City, PA-NY-MD-DE	Ozone	Moderate	50	0.00	8.56	-540.37	-534.27	-520.23	-522.40	-529.78	-536.42	-540.47	-550.44
Phoenix, AZ	CO	Maintenance	100	0.00	47.87	-663.33	-635.25	-617.85	-618.02	-622.12	-623.57	-622.13	-623.58
Phoenix, AZ	PM ₁₀	Serious	70	0.00	47.87	-663.33	-635.25	-617.85	-618.02	-622.12	-623.57	-622.13	-623.58
Phoenix-Mesa, AZ	Ozone	Former Subpart 1	50	0.00	24.39	-338.22	-323.91	-315.04	-315.12	-317.21	-317.95	-317.22	-317.97
Pierce County, WA	PM ₁₀	Maintenance	100	0.00	0.06	-0.84	-0.81	-0.79	-0.79	-0.79	-0.79	-0.79	-0.79
Pinehurst, ID	PM ₁₀	Moderate	100	0.00	0.01	-0.11	-0.10	-0.10	-0.10	-0.10	-0.10	-0.10	-0.10
Pittsburgh, PA	CO	Maintenance	100	0.00	0.10	-1.69	-1.63	-1.59	-1.59	-1.60	-1.61	-1.61	-1.62
Pittsburgh-Beaver Valley, PA	Ozone	Former Subpart 1	50	0.00	21.39	-296.52	-283.97	-276.20	-276.27	-278.10	-278.75	-278.11	-278.76
Pittsburgh-Beaver Valley, PA	PM _{2.5}	Nonattainment	100	0.00	21.39	-296.52	-283.97	-276.20	-276.27	-278.10	-278.75	-278.11	-278.76
Polk County, TN	SO _x	Maintenance	100	0.00	0.12	-1.61	-1.55	-1.50	-1.50	-1.51	-1.52	-1.51	-1.52
Polson, MT	PM ₁₀	Moderate	100	0.00	0.02	-0.21	-0.20	-0.20	-0.20	-0.20	-0.20	-0.20	-0.20
Portland, ME	Ozone	Maintenance	100	0.00	3.01	-42.77	-41.00	-39.87	-39.89	-40.16	-40.27	-40.19	-40.31
Portland, OR	CO	Maintenance	100	0.00	6.26	-88.84	-85.16	-82.84	-82.87	-83.44	-83.66	-83.49	-83.73
Portneuf Valley, ID	PM ₁₀	Maintenance	100	0.00	0.24	-3.39	-3.24	-3.16	-3.16	-3.18	-3.18	-3.18	-3.18
Poughkeepsie, NY	Ozone	Moderate	50	0.00	7.21	-99.85	-95.62	-93.00	-93.03	-93.64	-93.86	-93.64	-93.86
Presque Isle, ME	PM ₁₀	Maintenance	100	0.00	0.05	-0.72	-0.69	-0.67	-0.67	-0.68	-0.68	-0.68	-0.68
Providence (entire State), RI	Ozone	Moderate	50	0.00	5.27	-74.30	-71.20	-69.25	-69.27	-69.75	-69.92	-69.78	-69.96
Provo, UT	CO	Maintenance	100	0.00	0.85	-11.80	-11.30	-10.99	-10.99	-11.07	-11.09	-11.07	-11.09
Raleigh-Durham, NC	CO	Maintenance	100	0.00	6.93	-96.27	-92.20	-89.68	-89.70	-90.30	-90.51	-90.30	-90.52
Raleigh-Durham-Chapel Hill, NC	Ozone	Maintenance	100	0.00	9.48	-131.46	-125.90	-122.45	-122.49	-123.30	-123.59	-123.31	-123.60
Ramsey County, MN	PM ₁₀	Maintenance	100	0.00	-0.06	-0.27	-0.30	-0.30	-0.30	-0.32	-0.33	-0.35	-0.37
Reading, PA	Ozone	Maintenance	100	0.00	3.65	-51.01	-48.86	-47.53	-47.54	-47.86	-47.98	-47.87	-47.99
Reading, PA	PM _{2.5}	Nonattainment	100	0.00	3.65	-51.01	-48.86	-47.53	-47.54	-47.86	-47.98	-47.87	-47.99
Reno, NV	CO	Maintenance	100	0.00	1.34	-18.59	-17.80	-17.31	-17.32	-17.43	-17.47	-17.43	-17.47
Rhineland (Oneida County), WI	SO _x	Maintenance	100	0.00	0.00	-0.07	-0.06	-0.06	-0.06	-0.06	-0.06	-0.06	-0.06
Richmond-Petersburg, VA	Ozone	Maintenance	100	0.00	6.72	-93.41	-89.47	-87.02	-87.04	-87.62	-87.83	-87.63	-87.84
Rillito, AZ	PM ₁₀	Moderate	100	0.00	0.25	-3.46	-3.31	-3.22	-3.22	-3.24	-3.25	-3.24	-3.25
Riverside County (Coachella Valley), CA	Ozone	Severe	25	0.00	3.27	-45.24	-43.32	-42.14	-42.15	-42.43	-42.52	-42.43	-42.52
Roanoke, VA	Ozone	Former Subpart 1	50	0.00	1.46	-20.25	-19.40	-18.87	-18.87	-19.00	-19.04	-19.00	-19.04
Rochester (Olmsted County), MN	SO _x	Maintenance	100	0.00	0.44	-6.04	-5.79	-5.63	-5.63	-5.67	-5.68	-5.67	-5.68
Rochester, NY	Ozone	Former Subpart 1	50	0.00	7.38	-102.28	-97.95	-95.27	-95.29	-95.92	-96.15	-95.92	-96.15
Rocky Mount, NC	Ozone	Maintenance	100	0.00	1.04	-14.38	-13.77	-13.39	-13.39	-13.48	-13.51	-13.48	-13.51
Rome, GA	PM _{2.5}	Nonattainment	100	0.00	0.67	-9.22	-8.83	-8.58	-8.59	-8.64	-8.66	-8.64	-8.66
Ronan, MT	PM ₁₀	Moderate	100	0.00	0.01	-0.08	-0.08	-0.08	-0.08	-0.08	-0.08	-0.08	-0.08
Rothschild, Rib Mountain, Weston (Marathon County), WI	SO _x	Maintenance	100	0.00	0.01	-0.20	-0.19	-0.18	-0.18	-0.19	-0.19	-0.19	-0.19

Table D1-13 Emission Changes <u>a/</u> by Nonattainment Area with Alternative Standards for HD Vehicles Carbon Monoxide (CO) 2018													
Nonattainment Area	Pollutant	Status <u>c/</u>	General Conformity Threshold <u>d/</u>	Emissions Changes for Proposed Alternatives (tons/year)									
				Alt. 1	Alt. 2	Alt. 3	Alt. 4	Alt. 6A	Alt. 5	Alt. 6 <u>b/</u>	Alt. 7	Alt. 6B	Alt. 8
				No Action	Engine Only	Class 8 Tractors	Engines & Classes 7-8 Tractors	15% below Preferred Alternative Stringency	Engines, Classes 7-8 Tractors, & Classes 2b-3	Engines, Tractors, & Classes 2b-8	Engines, Tractors, & Trucks, & Trailers	20% above Preferred Alternative Stringency	Accelerated Hybrid Adoption
Sacramento County, CA	PM ₁₀	Moderate	100	0.00	7.62	-107.15	-102.67	-99.86	-99.90	-100.58	-100.83	-100.62	-100.88
Sacramento Metro, CA	Ozone	Severe	25	0.00	13.63	-190.42	-182.42	-177.43	-177.48	-178.67	-179.11	-178.71	-179.16
Sacramento, CA	CO	Maintenance	100	0.00	8.48	-119.02	-114.04	-110.92	-110.96	-111.71	-111.99	-111.75	-112.04
Salem, OR	CO	Maintenance	100	0.00	0.73	-10.11	-9.68	-9.42	-9.42	-9.48	-9.50	-9.48	-9.50
Salt Lake City, UT	CO	Maintenance	100	0.00	0.59	-16.75	-16.39	-15.95	-16.00	-16.18	-16.33	-16.40	-16.61
Salt Lake County, UT	PM ₁₀	Moderate	100	0.00	10.62	-155.72	-149.46	-145.38	-145.46	-146.51	-146.96	-146.72	-147.24
Salt Lake County, UT	SO _x	Nonattainment	100	0.00	11.18	-154.87	-148.31	-144.25	-144.28	-145.24	-145.58	-145.24	-145.58
San Antonio, TX	Ozone	Former Subpart 1	50	0.00	9.99	-138.91	-133.05	-129.41	-129.44	-130.30	-130.61	-130.32	-130.63
San Bernardino County, CA	PM ₁₀	Moderate	100	0.00	2.30	-31.92	-30.57	-29.73	-29.74	-29.94	-30.01	-29.94	-30.01
San Diego, CA	CO	Maintenance	100	0.00	43.45	-601.75	-576.26	-560.48	-560.63	-564.34	-565.65	-564.34	-565.65
San Diego, CA	Ozone	Former Subpart 1	50	0.00	43.45	-601.75	-576.26	-560.48	-560.63	-564.34	-565.65	-564.34	-565.65
San Francisco Bay Area, CA	Ozone	Marginal	50	0.00	26.27	-484.63	-468.91	-456.24	-456.94	-461.09	-463.71	-464.15	-467.73
San Francisco-Oakland-San Jose, CA	CO	Maintenance	100	0.00	31.00	-548.50	-530.01	-515.66	-516.37	-520.90	-523.64	-523.92	-527.60
San Joaquin Valley, CA	Ozone	Extreme	10	0.00	70.58	-982.83	-941.41	-915.63	-915.90	-922.02	-924.23	-922.15	-924.40
San Joaquin Valley, CA	PM ₁₀	Maintenance	100	0.00	70.58	-982.83	-941.41	-915.63	-915.90	-922.02	-924.23	-922.15	-924.40
San Joaquin Valley, CA	PM _{2.5}	Nonattainment	100	0.00	70.58	-982.83	-941.41	-915.63	-915.90	-922.02	-924.23	-922.15	-924.40
San Manuel (Pinal County), AZ	SO _x	Maintenance	100	0.00	0.17	-2.42	-2.32	-2.25	-2.26	-2.27	-2.28	-2.27	-2.28
Sanders County (part);Thompson Falls and vicinity, MT	PM ₁₀	Moderate	100	0.00	0.00	-0.05	-0.05	-0.05	-0.05	-0.05	-0.05	-0.05	-0.05
Scranton-Wilkes Barre, PA	Ozone	Maintenance	100	0.00	3.69	-51.14	-48.97	-47.63	-47.65	-47.96	-48.07	-47.96	-48.07
Seattle-Tacoma, WA	CO	Maintenance	100	0.00	16.08	-222.69	-213.25	-207.41	-207.47	-208.84	-209.33	-208.84	-209.33
Sheboygan, WI	Ozone	Moderate	50	0.00	0.65	-8.94	-8.56	-8.33	-8.33	-8.38	-8.40	-8.38	-8.40
Sheridan, WY	PM ₁₀	Moderate	100	0.00	0.12	-1.69	-1.62	-1.58	-1.58	-1.59	-1.59	-1.59	-1.59
Shoshone County, ID	PM ₁₀	Moderate	100	0.00	0.00	0.00	0.00	0.00	0.00	0.00	0.00	0.00	0.00
Somerville, NJ	CO	Maintenance	100	0.00	0.09	-1.31	-1.25	-1.22	-1.22	-1.23	-1.23	-1.23	-1.23
South Bend-Elkhart, IN	Ozone	Maintenance	100	0.00	2.49	-34.54	-33.08	-32.17	-32.18	-32.39	-32.47	-32.40	-32.47
Southeast Chicago, IL	PM ₁₀	Maintenance	100	0.00	0.98	-14.33	-13.75	-13.37	-13.38	-13.47	-13.51	-13.49	-13.54
Spokane County, WA	PM ₁₀	Maintenance	100	0.00	1.60	-22.19	-21.25	-20.67	-20.68	-20.81	-20.86	-20.81	-20.86
Spokane, WA	CO	Maintenance	100	0.00	1.59	-21.98	-21.04	-20.47	-20.47	-20.61	-20.66	-20.61	-20.66
Springfield (western MA), MA	Ozone	Moderate	50	0.00	4.86	-68.31	-65.45	-63.66	-63.68	-64.11	-64.27	-64.14	-64.31
Springfield, MA	CO	Maintenance	100	0.00	0.74	-10.84	-10.40	-10.12	-10.12	-10.19	-10.22	-10.21	-10.24
St Louis, MO	CO	Maintenance	100	0.00	5.28	-73.14	-70.05	-68.13	-68.15	-68.60	-68.76	-68.60	-68.76
St Louis, MO-IL	Ozone	Moderate	50	0.00	8.57	-241.25	-235.91	-229.62	-230.27	-232.94	-235.05	-236.04	-239.12
St. Louis, MO-IL	PM _{2.5}	Nonattainment	100	0.00	8.47	-239.75	-234.47	-228.22	-228.87	-231.52	-233.63	-234.63	-237.70
State College, PA	Ozone	Maintenance	100	0.00	0.92	-12.70	-12.16	-11.83	-11.83	-11.91	-11.94	-11.91	-11.94
Steamboat Springs, CO	PM ₁₀	Maintenance	100	0.00	0.09	-1.29	-1.23	-1.20	-1.20	-1.21	-1.21	-1.21	-1.21
Steubenville & Mingo Junction, OH	SO _x	Maintenance	100	0.00	0.24	-3.37	-3.23	-3.14	-3.14	-3.16	-3.17	-3.16	-3.17
Steubenville-Weirton, OH-WV	Ozone	Maintenance	100	0.00	0.67	-15.80	-15.38	-14.97	-15.01	-15.17	-15.28	-15.33	-15.50
Steubenville-Weirton, OH-WV	PM _{2.5}	Nonattainment	100	0.00	0.67	-15.80	-15.38	-14.97	-15.01	-15.17	-15.28	-15.33	-15.50
Stockton, CA	CO	Maintenance	100	0.00	2.40	-33.22	-31.81	-30.94	-30.95	-31.16	-31.23	-31.16	-31.23
Sutter County (Sutter Buttes), CA	Ozone	Former Subpart 1	50	0.00	0.00	0.00	0.00	0.00	0.00	0.00	0.00	0.00	0.00
Syracuse, NY	CO	Maintenance	100	0.00	2.87	-39.72	-38.04	-37.00	-37.01	-37.25	-37.34	-37.25	-37.34
Telluride, CO	PM ₁₀	Maintenance	100	0.00	0.01	-0.10	-0.09	-0.09	-0.09	-0.09	-0.09	-0.09	-0.09
Terre Haute, IN	Ozone	Maintenance	100	0.00	0.75	-10.41	-9.97	-9.70	-9.70	-9.77	-9.79	-9.77	-9.79

Nonattainment Area	Pollutant	Status ^{c/}	General Conformity Threshold ^{d/}	Emissions Changes for Proposed Alternatives (tons/year)									
				Alt. 1	Alt. 2	Alt. 3	Alt. 4	Alt. 6A	Alt. 5	Alt. 6 ^{b/}	Alt. 7	Alt. 6B	Alt. 8
				No Action	Engine Only	Class 8 Tractors	Engines & Classes 7-8 Tractors	15% below Preferred Alternative Stringency	Engines, Classes 7-8 Tractors, & Classes 2b-3	Engines, Tractors, & Classes 2b-8	Engines, Tractors, & Trailers	20% above Preferred Alternative Stringency	Accelerated Hybrid Adoption
Tioga County, PA	Ozone	Maintenance	100	0.00	0.32	-4.41	-4.22	-4.11	-4.11	-4.14	-4.15	-4.15	
Toledo, OH	Ozone	Maintenance	100	0.00	-8.77	-60.51	-65.20	-63.67	-64.56	-66.68	-69.17	-71.29	-75.22
Toms River, NJ	CO	Maintenance	100	0.00	0.52	-7.22	-6.91	-6.72	-6.72	-6.77	-6.79	-6.77	-6.79
Tooele County, UT	SO _x	Nonattainment	100	0.00	0.55	-7.58	-7.26	-7.06	-7.06	-7.11	-7.12	-7.11	-7.12
Trenton, NJ	CO	Maintenance	100	0.00	0.48	-6.68	-6.39	-6.22	-6.22	-6.26	-6.28	-6.26	-6.28
Trona, CA	PM ₁₀	Moderate	100	0.00	0.02	-0.23	-0.22	-0.21	-0.21	-0.21	-0.21	-0.21	-0.21
Tucson, AZ	CO	Maintenance	100	0.00	5.30	-73.45	-70.34	-68.41	-68.43	-68.88	-69.04	-68.88	-69.04
Utah County, UT	PM ₁₀	Moderate	100	0.00	2.59	-35.83	-34.31	-33.37	-33.38	-33.60	-33.68	-33.60	-33.68
Vancouver, WA	CO	Maintenance	100	0.00	1.63	-22.58	-21.62	-21.03	-21.03	-21.17	-21.22	-21.17	-21.22
Ventura County, CA	Ozone	Serious	50	0.00	4.18	-60.89	-58.43	-56.84	-56.86	-57.27	-57.44	-57.34	-57.54
Vermillion County, IN	PM ₁₀	Maintenance	100	0.00	0.04	-0.57	-0.54	-0.53	-0.53	-0.53	-0.53	-0.53	-0.53
Vigo County, IN	SO _x	Maintenance	100	0.00	0.75	-10.41	-9.97	-9.70	-9.70	-9.77	-9.79	-9.77	-9.79
Wallula, WA	PM ₁₀	Maintenance	100	0.00	0.00	0.00	0.00	0.00	0.00	0.00	0.00	0.00	0.00
Waltham, MA	CO	Maintenance	100	0.00	0.31	-4.32	-4.14	-4.02	-4.03	-4.05	-4.06	-4.05	-4.06
Warren County, NJ	SO _x	Maintenance	100	0.00	0.20	-2.71	-2.60	-2.52	-2.52	-2.54	-2.55	-2.54	-2.55
Warren County, PA	SO _x	Nonattainment	100	0.00	0.07	-1.15	-1.11	-1.08	-1.08	-1.09	-1.09	-1.09	-1.10
Washington County (Hagerstown), MD	Ozone	Former Subpart 1	50	0.00	1.18	-16.30	-15.61	-15.18	-15.19	-15.29	-15.32	-15.29	-15.32
Washington, DC-MD-VA	CO	Maintenance	100	0.00	65.84	-911.88	-873.25	-849.34	-849.56	-855.19	-857.17	-855.19	-857.17
Washington, DC-MD-VA	Ozone	Moderate	50	0.00	65.84	-911.88	-873.25	-849.34	-849.56	-855.19	-857.17	-855.19	-857.17
Washington, DC-MD-VA	PM _{2.5}	Nonattainment	100	0.00	65.84	-911.88	-873.25	-849.34	-849.56	-855.19	-857.17	-855.19	-857.17
Washoe County, NV	PM ₁₀	Serious	70	0.00	1.34	-18.59	-17.80	-17.31	-17.32	-17.43	-17.47	-17.43	-17.47
Waterford Township (Washington County), OH	SO _x	Maintenance	100	0.00	0.02	-0.32	-0.30	-0.29	-0.29	-0.30	-0.30	-0.30	-0.30
Wayne County, IN	SO _x	Maintenance	100	0.00	0.41	-5.70	-5.46	-5.31	-5.31	-5.35	-5.36	-5.35	-5.36
Wayne County, MI	PM ₁₀	Maintenance	100	0.00	-0.73	-7.01	-7.40	-7.22	-7.30	-7.51	-7.75	-7.94	-8.32
Weirton, WV	PM ₁₀	Maintenance	100	0.00	0.13	-1.81	-1.73	-1.68	-1.68	-1.69	-1.70	-1.69	-1.70
Weirton, WV	SO _x	Maintenance	100	0.00	0.13	-1.81	-1.73	-1.68	-1.68	-1.69	-1.70	-1.69	-1.70
Wheeling, WV-OH	Ozone	Maintenance	100	0.00	1.71	-23.71	-22.71	-22.08	-22.09	-22.24	-22.29	-22.24	-22.29
Wheeling, WV-OH	PM _{2.5}	Nonattainment	100	0.00	1.71	-23.71	-22.71	-22.08	-22.09	-22.24	-22.29	-22.24	-22.29
Winston-Salem, NC	CO	Maintenance	100	0.00	2.22	-31.17	-29.86	-29.05	-29.06	-29.25	-29.32	-29.26	-29.34
Worcester, MA	CO	Maintenance	100	0.00	1.16	-16.08	-15.40	-14.98	-14.98	-15.08	-15.12	-15.08	-15.12
Yakima County, WA	PM ₁₀	Maintenance	100	0.00	0.51	-7.03	-6.73	-6.55	-6.55	-6.59	-6.61	-6.59	-6.61
Yakima, WA	CO	Maintenance	100	0.00	0.20	-2.74	-2.63	-2.56	-2.56	-2.57	-2.58	-2.57	-2.58
York, PA	Ozone	Maintenance	100	0.00	4.27	-59.37	-56.87	-55.31	-55.33	-55.70	-55.83	-55.70	-55.84
York, PA	PM _{2.5}	Nonattainment	100	0.00	4.27	-59.37	-56.87	-55.31	-55.33	-55.70	-55.83	-55.70	-55.84
Youngstown-Warren-Sharon, OH-PA	Ozone	Maintenance	100	0.00	3.63	-50.22	-48.09	-46.77	-46.79	-47.10	-47.20	-47.10	-47.20
Yuma, AZ	PM ₁₀	Moderate	100	0.00	0.98	-13.57	-13.00	-12.64	-12.64	-12.73	-12.76	-12.73	-12.76

^{a/} Negative emissions changes indicate reductions; positive emissions changes are increases. Values of less than 0.005 tons/year are rounded to zero.

^{b/} Preferred Alternative

^{c/} Pollutants for which the area is designated nonattainment or maintenance as of 2010. Source: 40 CFR 81.

^{d/} Emissions thresholds in tons/year of: CO in CO maintenance and nonattainment areas; VOC or NO_x in ozone maintenance and nonattainment areas; primary PM_{2.5} in PM_{2.5} maintenance and nonattainment areas; primary PM₁₀ in PM₁₀ maintenance and nonattainment areas; and SO₂ in SO₂ maintenance and nonattainment areas. Source: 40 CFR § 93.153. These thresholds are provided for information only; a general conformity determination is not required for the proposed actions. (See section 3.3.1.)

Source: EPA (U.S. Environmental Protection Agency). 2010. The Green Book Nonattainment Areas. Washington, District of Columbia. Last Revised: June 16, 2010. U.S. Environmental Protection Agency. Available: <http://www.epa.gov/oaqps001/greenbk/>. Accessed: August 6, 2010.

Table D1-14 Emission Changes μ / by Nonattainment Area with Alternative Standards for HD Vehicles Carbon Monoxide (CO) 2030													
Nonattainment Area	Pollutant	Status c /	General Conformity Threshold d /	Emissions Changes for Proposed Alternatives (tons/year)									
				Alt. 1	Alt. 2	Alt. 3	Alt. 4	Alt. 6A	Alt. 5	Alt. 6 b /	Alt. 7	Alt. 6B	Alt. 8
				No Action	Engine Only	Class 8 Tractors	Engines & Classes 7–8 Tractors	15% below Preferred Alternative Stringency	Engines, Classes 7–8 Tractors, & Classes 2b–3	Engines, Tractors, & Classes 2b–8	Engines, Tractors, & Truckers, & Trailers	20% above Preferred Alternative Stringency	Accelerated Hybrid Adoption
Addison Township (Gallia County), OH	SO _x	Maintenance	100	0.00	0.07	-0.49	-0.44	-0.43	-0.43	-0.44	-0.44	-0.44	-0.44
Ajo (Pima County), AZ	PM ₁₀	Moderate	100	0.00	0.15	-1.10	-0.98	-0.97	-0.97	-0.99	-0.99	-0.99	-0.99
Ajo (Pima County), AZ	SO _x	Maintenance	100	0.00	0.11	-1.15	-1.05	-1.05	-1.05	-1.07	-1.08	-1.09	-1.11
Albany-Schenectady-Troy, NY	Ozone	Former Subpart 1	50	0.00	17.86	-131.23	-117.30	-116.27	-116.30	-118.15	-118.44	-118.15	-118.45
Albuquerque, NM	CO	Maintenance	100	0.00	14.23	-104.46	-93.36	-92.54	-92.56	-94.03	-94.26	-94.03	-94.26
Allegan County, MI	Ozone	Former Subpart 1	50	0.00	5.65	-41.47	-37.06	-36.74	-36.75	-37.33	-37.42	-37.33	-37.42
Allentown-Bethlehem-Easton, PA	Ozone	Maintenance	100	0.00	14.82	-109.03	-97.46	-96.61	-96.64	-98.17	-98.41	-98.18	-98.44
Altoona, PA	Ozone	Maintenance	100	0.00	2.42	-17.75	-15.87	-15.73	-15.73	-15.98	-16.02	-15.98	-16.02
Amador and Calaveras Counties (Central Mountain), CA	Ozone	Former Subpart 1	50	0.00	2.84	-20.88	-18.66	-18.49	-18.50	-18.79	-18.84	-18.79	-18.84
Anchorage, AK	CO	Maintenance	100	0.00	1.96	-14.42	-12.88	-12.77	-12.77	-12.98	-13.01	-12.98	-13.01
Anthony, NM	PM ₁₀	Moderate	100	0.00	0.17	-1.42	-1.29	-1.28	-1.28	-1.30	-1.31	-1.31	-1.33
Armstrong County, PA	SO _x	Nonattainment	100	0.00	0.10	-0.77	-0.69	-0.68	-0.68	-0.69	-0.69	-0.69	-0.69
Aspen, CO	PM ₁₀	Maintenance	100	0.00	0.19	-1.43	-1.27	-1.26	-1.26	-1.28	-1.29	-1.28	-1.29
Atlanta, GA	Ozone	Moderate	50	0.00	365.95	-2686.14	-2400.76	-2379.66	-2380.33	-2418.05	-2423.96	-2418.07	-2424.01
Atlanta, GA	PM _{2.5}	Nonattainment	100	0.00	365.95	-2686.14	-2400.76	-2379.66	-2380.33	-2418.05	-2423.96	-2418.07	-2424.01
Atlantic City, NJ	CO	Maintenance	100	0.00	0.37	-2.74	-2.45	-2.42	-2.43	-2.46	-2.47	-2.46	-2.47
Bakersfield, CA	CO	Maintenance	100	0.00	9.36	-73.75	-66.30	-65.76	-65.82	-66.93	-67.16	-67.13	-67.62
Baltimore, MD	CO	Maintenance	100	0.00	75.06	-551.97	-493.41	-489.08	-489.23	-496.99	-498.22	-497.03	-498.32
Baltimore, MD	Ozone	Moderate	50	0.00	75.04	-552.00	-493.44	-489.11	-489.26	-497.03	-498.26	-497.08	-498.38
Baltimore, MD	PM _{2.5}	Nonattainment	100	0.00	75.04	-552.00	-493.44	-489.11	-489.26	-497.03	-498.26	-497.08	-498.38
Baton Rouge, LA	Ozone	Moderate	50	0.00	-43.45	-216.68	-235.33	-237.16	-242.27	-252.92	-260.80	-273.97	-310.22
Beaumont-Port Arthur, TX	Ozone	Moderate	50	0.00	-14.45	-119.91	-124.75	-125.30	-127.46	-132.36	-135.74	-141.23	-156.59
Benton County, TN	SO _x	Maintenance	100	0.00	0.09	-0.65	-0.59	-0.58	-0.58	-0.59	-0.59	-0.59	-0.59
Benton Harbor, MI	Ozone	Maintenance	100	0.00	6.57	-48.28	-43.16	-42.78	-42.79	-43.47	-43.58	-43.47	-43.58
Benzie County, MI	Ozone	Maintenance	100	0.00	0.91	-6.66	-5.95	-5.90	-5.90	-6.00	-6.01	-6.00	-6.01
Berkeley and Jefferson Counties, WV	Ozone	Maintenance	100	0.00	5.77	-42.33	-37.84	-37.50	-37.51	-38.11	-38.20	-38.11	-38.20
Billings, MT	CO	Maintenance	100	0.00	-8.79	-27.46	-31.70	-32.09	-32.97	-34.66	-35.99	-38.28	-44.48
Birmingham, AL	Ozone	Maintenance	100	0.00	43.68	-325.04	-290.85	-288.33	-288.45	-293.08	-293.85	-293.25	-294.26
Birmingham, AL	PM _{2.5}	Nonattainment	100	0.00	43.68	-325.04	-290.85	-288.33	-288.45	-293.08	-293.85	-293.25	-294.26
Boise-Northern Ada County, ID	CO	Maintenance	100	0.00	16.41	-120.99	-108.17	-107.22	-107.26	-108.97	-109.24	-108.99	-109.29
Boise-Northern Ada County, ID	PM ₁₀	Maintenance	100	0.00	16.41	-120.99	-108.17	-107.22	-107.26	-108.97	-109.24	-108.99	-109.29
Bonner County (Sandpoint), ID	PM ₁₀	Moderate	100	0.00	0.43	-3.18	-2.84	-2.81	-2.82	-2.86	-2.87	-2.86	-2.87
Boston, MA	CO	Maintenance	100	0.00	16.09	-118.10	-105.56	-104.63	-104.66	-106.31	-106.57	-106.31	-106.57
Boston-Lawrence-Worcester (eastern MA), MA	Ozone	Moderate	50	0.00	105.17	-773.59	-691.53	-685.46	-685.67	-696.56	-698.28	-696.63	-698.45
Boston-Manchester-Portsmouth (southeast NH), NH	Ozone	Moderate	50	0.00	16.65	-122.22	-109.23	-108.27	-108.30	-110.02	-110.29	-110.02	-110.29
Boyd County (part), KY	SO _x	Maintenance	100	0.00	0.29	-2.10	-1.88	-1.86	-1.86	-1.89	-1.89	-1.89	-1.89
Buffalo-Niagara Falls, NY	Ozone	Former Subpart 1	50	0.00	17.09	-125.40	-112.08	-111.09	-111.12	-112.88	-113.16	-112.88	-113.16
Burlington, NJ	CO	Maintenance	100	0.00	0.19	-1.37	-1.22	-1.21	-1.21	-1.23	-1.24	-1.23	-1.24
Butte, MT	PM ₁₀	Moderate	100	0.00	0.67	-4.91	-4.39	-4.35	-4.35	-4.42	-4.43	-4.42	-4.43
Canon City, CO	PM ₁₀	Maintenance	100	0.00	0.51	-3.71	-3.31	-3.28	-3.29	-3.34	-3.35	-3.34	-3.35
Canton-Massillon, OH	Ozone	Maintenance	100	0.00	13.06	-119.04	-108.20	-107.42	-107.66	-109.67	-110.25	-110.58	-112.39
Canton-Massillon, OH	PM _{2.5}	Nonattainment	100	0.00	13.06	-119.04	-108.20	-107.42	-107.66	-109.67	-110.25	-110.58	-112.39
Case County, MI	Ozone	Maintenance	100	0.00	1.62	-11.97	-10.70	-10.61	-10.61	-10.78	-10.81	-10.79	-10.82

Table D1-14 Emission Changes <u>a</u> / by Nonattainment Area with Alternative Standards for HD Vehicles Carbon Monoxide (CO) 2030														
Nonattainment Area	Pollutant	Status <u>c</u> /	General Conformity Threshold <u>d</u> /	Emissions Changes for Proposed Alternatives (tons/year)										
				Alt. 1	Alt. 2	Alt. 3	Alt. 4	Alt. 6A	Alt. 5	Alt. 6 <u>b</u> /	Alt. 7	Alt. 6B	Alt. 8	
				No Action	Engine Only	Class 8 Tractors	Engines & Classes 7-8 Tractors	15% below Preferred Alternative Stringency	Engines, Classes 7-8 Tractors, & Classes 2b-3	Engines, Tractors, & Classes 2b-8	Engines, Tractors, & Truck, & Trailers	20% above Preferred Alternative Stringency	Accelerated Hybrid Adoption	
Center Township (Morgan County), OH	SO _x	Maintenance	100	0.00	0.02	-0.18	-0.16	-0.16	-0.16	-0.16	-0.16	-0.16	-0.16	-0.16
Central Steptoe Valley (White Pine County), NV	SO _x	Maintenance	100	0.00	0.07	-0.52	-0.47	-0.46	-0.46	-0.47	-0.47	-0.47	-0.47	-0.47
Charleston, WV	Ozone	Maintenance	100	0.00	18.16	-133.28	-119.12	-118.07	-118.10	-119.97	-120.27	-119.97	-120.27	-120.27
Charleston, WV	PM _{2.5}	Nonattainment	100	0.00	18.16	-133.28	-119.12	-118.07	-118.10	-119.97	-120.27	-119.97	-120.27	-120.27
Charlotte, NC	CO	Maintenance	100	0.00	20.14	-147.81	-132.11	-130.95	-130.98	-133.06	-133.38	-133.06	-133.38	-133.38
Charlotte-Gastonia-Rock Hill, NC-SC	Ozone	Moderate	50	0.00	46.14	-338.58	-302.60	-299.94	-300.03	-304.78	-305.52	-304.78	-305.52	-305.52
Chattanooga, TN-GA-AL	PM _{2.5}	Nonattainment	100	0.00	15.80	-115.95	-103.63	-102.72	-102.75	-104.37	-104.63	-104.37	-104.63	-104.63
Chattanooga, TN-GA	Ozone	Former Subpart 1	50	0.00	14.77	-108.44	-96.91	-96.06	-96.09	-97.61	-97.85	-97.61	-97.85	-97.85
Chicago-Gary-Lake County, IL-IN	Ozone	Moderate	50	0.00	395.89	-3599.84	-3271.39	-3247.67	-3255.13	-3315.53	-3333.05	-3342.83	-3397.14	-3397.14
Chicago-Gary-Lake County, IL-IN	PM _{2.5}	Nonattainment	100	0.00	395.89	-3599.84	-3271.39	-3247.67	-3255.13	-3315.53	-3333.05	-3342.83	-3397.14	-3397.14
Chico, CA	CO	Maintenance	100	0.00	6.28	-46.11	-41.21	-40.85	-40.86	-41.50	-41.61	-41.50	-41.61	-41.61
Chico, CA	Ozone	Former Subpart 1	50	0.00	6.28	-46.11	-41.21	-40.85	-40.86	-41.50	-41.61	-41.50	-41.61	-41.61
Cincinnati-Hamilton, OH-KY-IN	Ozone	Former Subpart 1	50	0.00	112.95	-828.92	-740.84	-734.32	-734.53	-746.17	-747.99	-746.17	-747.99	-747.99
Cincinnati-Hamilton, OH-KY-IN	PM _{2.5}	Nonattainment	100	0.00	112.95	-828.92	-740.84	-734.32	-734.53	-746.17	-747.99	-746.17	-747.99	-747.99
Clairton & 4 Boroughs, PA	PM ₁₀	Maintenance	100	0.00	0.19	-1.68	-1.52	-1.51	-1.52	-1.54	-1.55	-1.56	-1.58	-1.58
Clark County, NV	PM ₁₀	Serious	70	0.00	5.29	-38.85	-34.72	-34.42	-34.43	-34.97	-35.06	-34.97	-35.06	-35.06
Clarksville-Hopkinsville, TN-KY	Ozone	Maintenance	100	0.00	9.26	-67.95	-60.73	-60.19	-60.21	-61.17	-61.32	-61.17	-61.32	-61.32
Clearfield and Indiana Counties, PA	Ozone	Maintenance	100	0.00	8.19	-60.11	-53.72	-53.25	-53.27	-54.11	-54.24	-54.11	-54.24	-54.24
Cleveland, OH	CO	Maintenance	100	0.00	23.67	-173.74	-155.28	-153.91	-153.96	-156.40	-156.78	-156.40	-156.78	-156.78
Cleveland-Akron-Lorain, OH	Ozone	Maintenance	100	0.00	149.48	-1096.97	-980.41	-971.79	-972.07	-987.47	-989.88	-987.47	-989.88	-989.88
Cleveland-Akron-Lorain, OH	PM _{2.5}	Nonattainment	100	0.00	149.48	-1096.97	-980.41	-971.79	-972.07	-987.47	-989.88	-987.47	-989.88	-989.88
Coachella Valley, CA	PM ₁₀	Serious	70	0.00	9.45	-69.38	-62.01	-61.46	-61.48	-62.45	-62.60	-62.45	-62.60	-62.60
Colbert County, AL	SO _x	Maintenance	100	0.00	1.55	-11.35	-10.14	-10.05	-10.06	-10.22	-10.24	-10.22	-10.24	-10.24
Colorado Springs, CO	CO	Maintenance	100	0.00	10.94	-82.12	-73.54	-72.91	-72.94	-74.12	-74.33	-74.20	-74.50	-74.50
Columbia Falls, MT	PM ₁₀	Moderate	100	0.00	0.15	-1.10	-0.98	-0.97	-0.97	-0.99	-0.99	-0.99	-0.99	-0.99
Columbia, SC	Ozone	Former Subpart 1	50	0.00	20.51	-150.51	-134.52	-133.33	-133.37	-135.48	-135.81	-135.48	-135.81	-135.81
Columbus, OH	Ozone	Maintenance	100	0.00	103.27	-757.83	-677.31	-671.35	-671.54	-682.18	-683.85	-682.18	-683.85	-683.85
Columbus, OH	PM _{2.5}	Nonattainment	100	0.00	103.27	-757.83	-677.31	-671.35	-671.54	-682.18	-683.85	-682.18	-683.85	-683.85
Conewango Township (Warren County), PA	SO _x	Maintenance	100	0.00	0.06	-0.67	-0.61	-0.61	-0.61	-0.62	-0.63	-0.63	-0.65	-0.65
Coso Junction, CA	PM ₁₀	Moderate	100	0.00	0.01	-0.06	-0.05	-0.05	-0.05	-0.05	-0.05	-0.05	-0.05	-0.05
Cuyahoga County, OH	PM ₁₀	Maintenance	100	0.00	43.13	-316.51	-282.88	-280.39	-280.47	-284.91	-285.61	-284.91	-285.61	-285.61
Cuyahoga County, OH	SO _x	Maintenance	100	0.00	43.13	-316.51	-282.88	-280.39	-280.47	-284.91	-285.61	-284.91	-285.61	-285.61
Dallas-Fort Worth, TX	Ozone	Moderate	50	0.00	112.62	-827.66	-739.81	-733.31	-733.53	-745.17	-747.00	-745.22	-747.11	-747.11
Dayton-Springfield, OH	Ozone	Maintenance	100	0.00	46.19	-338.94	-302.93	-300.26	-300.35	-305.10	-305.85	-305.10	-305.85	-305.85
Dayton-Springfield, OH	PM _{2.5}	Nonattainment	100	0.00	46.19	-338.94	-302.93	-300.26	-300.35	-305.10	-305.85	-305.10	-305.85	-305.85
Denver Metro, CO	PM ₁₀	Maintenance	100	0.00	47.69	-398.60	-360.03	-357.21	-357.77	-364.06	-365.61	-365.97	-370.09	-370.09
Denver-Boulder, CO	CO	Maintenance	100	0.00	45.08	-379.43	-342.90	-340.23	-340.79	-346.80	-348.31	-348.71	-352.79	-352.79
Denver-Boulder-Greeley-Fort Collins-Loveland, CO	Ozone	Former Subpart 1	50	0.00	61.78	-501.96	-452.40	-448.78	-449.36	-457.10	-458.87	-459.01	-463.36	-463.36
Detroit, MI	CO	Maintenance	100	0.00	57.50	-439.47	-394.14	-390.80	-391.08	-397.49	-398.70	-398.18	-400.32	-400.32
Detroit-Ann Arbor, MI	Ozone	Maintenance	100	0.00	355.64	-2628.62	-2350.77	-2330.23	-2331.07	-2368.23	-2374.27	-2368.97	-2375.99	-2375.99
Detroit-Ann Arbor, MI	PM _{2.5}	Nonattainment	100	0.00	355.64	-2628.62	-2350.77	-2330.23	-2331.07	-2368.23	-2374.27	-2368.97	-2375.99	-2375.99
Door County, WI	Ozone	Former Subpart 1	50	0.00	1.29	-9.49	-8.48	-8.41	-8.41	-8.54	-8.57	-8.54	-8.57	-8.57
Douglas (Cochise County), AZ	PM ₁₀	Moderate	100	0.00	1.88	-13.76	-12.30	-12.19	-12.20	-12.39	-12.42	-12.39	-12.42	-12.42

Table D1-14 Emission Changes μ by Nonattainment Area with Alternative Standards for HD Vehicles Carbon Monoxide (CO) 2030													
Nonattainment Area	Pollutant	Status $c/$	General Conformity Threshold $d/$	Emissions Changes for Proposed Alternatives (tons/year)									
				Alt. 1	Alt. 2	Alt. 3	Alt. 4	Alt. 6A	Alt. 5	Alt. 6 $b/$	Alt. 7	Alt. 6B	Alt. 8
				No Action	Engine Only	Class 8 Tractors	Engines & Classes 7-8 Tractors	15% below Preferred Alternative Stringency	Engines, Classes 7-8 Tractors, & Classes 2b-3	Engines, Tractors, & Classes 2b-8	Engines, Tractors, & Trucks, & Trailers	20% above Preferred Alternative Stringency	Accelerated Hybrid Adoption
Douglas (Cochise County), AZ	SO _x	Maintenance	100	0.00	1.88	-13.76	-12.30	-12.19	-12.20	-12.39	-12.42	-12.39	-12.42
Duluth, MN	CO	Maintenance	100	0.00	2.26	-16.59	-14.83	-14.70	-14.70	-14.93	-14.97	-14.93	-14.97
Eagle River, AK	PM ₁₀	Moderate	100	0.00	0.12	-0.88	-0.78	-0.78	-0.78	-0.79	-0.79	-0.79	-0.79
East Chicago, IN	CO	Maintenance	100	0.00	5.44	-40.49	-36.23	-35.92	-35.93	-36.51	-36.61	-36.53	-36.66
East Chicago, IN	PM ₁₀	Maintenance	100	0.00	-35.86	-90.61	-108.52	-110.14	-113.50	-119.80	-124.89	-133.70	-157.53
East Helena Area (Lewis and Clark County), MT	SO _x	Nonattainment	100	0.00	0.03	-0.22	-0.20	-0.20	-0.20	-0.20	-0.20	-0.20	-0.20
El Paso County, TX	PM ₁₀	Moderate	100	0.00	2.87	-48.76	-45.74	-45.54	-45.81	-46.89	-47.38	-47.98	-49.93
El Paso, TX	CO	Maintenance	100	0.00	0.36	-2.88	-2.59	-2.57	-2.57	-2.61	-2.62	-2.62	-2.64
Erie, PA	Ozone	Maintenance	100	0.00	7.24	-53.32	-47.67	-47.25	-47.27	-48.02	-48.14	-48.03	-48.16
Essex County (Whiteface Mountain), NY	Ozone	Former Subpart 1	50	0.00	0.04	-0.27	-0.24	-0.24	-0.24	-0.24	-0.24	-0.24	-0.24
Eugene-Springfield, OR	CO	Maintenance	100	0.00	10.14	-74.44	-66.53	-65.95	-65.96	-67.01	-67.17	-67.01	-67.17
Eugene-Springfield, OR	PM ₁₀	Moderate	100	0.00	10.14	-74.44	-66.53	-65.95	-65.96	-67.01	-67.17	-67.01	-67.17
Evansville, IN	Ozone	Maintenance	100	0.00	19.91	-146.13	-130.60	-129.46	-129.49	-131.54	-131.86	-131.54	-131.86
Evansville, IN	PM _{2.5}	Nonattainment	100	0.00	19.91	-146.13	-130.60	-129.46	-129.49	-131.54	-131.86	-131.54	-131.86
Fairbanks, AK	CO	Maintenance	100	0.00	0.42	-3.11	-2.78	-2.76	-2.76	-2.80	-2.81	-2.80	-2.81
Fayetteville, NC	Ozone	Former Subpart 1	50	0.00	7.29	-53.53	-47.84	-47.42	-47.43	-48.18	-48.30	-48.18	-48.30
Flathead County; Whitefish and vicinity, MT	PM ₁₀	Moderate	100	0.00	0.20	-1.43	-1.28	-1.27	-1.27	-1.29	-1.29	-1.29	-1.29
Flint, MI	Ozone	Maintenance	100	0.00	19.25	-142.48	-127.43	-126.32	-126.37	-128.38	-128.71	-128.43	-128.82
Follansbee, WV	PM ₁₀	Maintenance	100	0.00	0.02	-0.14	-0.12	-0.12	-0.12	-0.12	-0.12	-0.12	-0.12
Fort Collins, CO	CO	Maintenance	100	0.00	3.77	-27.67	-24.73	-24.51	-24.52	-24.90	-24.96	-24.90	-24.96
Fort Hall Reservation, ID	PM ₁₀	Moderate	100	0.00	0.02	-0.12	-0.11	-0.11	-0.11	-0.11	-0.11	-0.11	-0.11
Fort Wayne, IN	Ozone	Maintenance	100	0.00	11.63	-85.37	-76.30	-75.63	-75.65	-76.85	-77.03	-76.85	-77.03
Franklin County, PA	Ozone	Maintenance	100	0.00	5.65	-41.48	-37.08	-36.75	-36.76	-37.34	-37.43	-37.34	-37.43
Franklin Township (Coshocton County), OH	SO _x	Maintenance	100	0.00	0.02	-0.18	-0.16	-0.16	-0.16	-0.17	-0.17	-0.17	-0.17
Frederick County, VA	Ozone	Former Subpart 1	50	0.00	3.75	-27.56	-24.63	-24.41	-24.42	-24.80	-24.87	-24.80	-24.87
Fredericksburg, VA	Ozone	Maintenance	100	0.00	7.23	-53.07	-47.43	-47.01	-47.03	-47.77	-47.89	-47.77	-47.89
Freehold, NJ	CO	Maintenance	100	0.00	0.16	-1.15	-1.03	-1.02	-1.02	-1.04	-1.04	-1.04	-1.04
Fresno, CA	CO	Maintenance	100	0.00	12.14	-89.49	-80.01	-79.31	-79.34	-80.60	-80.80	-80.61	-80.84
Grand Rapids, MI	Ozone	Maintenance	100	0.00	31.16	-228.72	-204.42	-202.63	-202.68	-205.89	-206.40	-205.89	-206.40
Granite City, Nameoki Townships, IL	PM ₁₀	Maintenance	100	0.00	1.30	-9.60	-8.58	-8.51	-8.51	-8.65	-8.67	-8.65	-8.67
Grant County, NM	SO _x	Maintenance	100	0.00	0.07	-0.53	-0.47	-0.47	-0.47	-0.48	-0.48	-0.48	-0.48
Grants Pass, OR	CO	Maintenance	100	0.00	0.81	-5.96	-5.33	-5.28	-5.28	-5.37	-5.38	-5.37	-5.38
Grants Pass, OR	PM ₁₀	Maintenance	100	0.00	0.81	-5.96	-5.33	-5.28	-5.28	-5.37	-5.38	-5.37	-5.38
Great Falls, MT	CO	Maintenance	100	0.00	0.52	-3.80	-3.39	-3.36	-3.37	-3.42	-3.43	-3.42	-3.43
Greater Connecticut, CT	Ozone	Moderate	50	0.00	20.66	-153.72	-137.54	-136.35	-136.41	-138.59	-138.96	-138.68	-139.15
Greeley, CO	CO	Maintenance	100	0.00	3.10	-22.77	-20.35	-20.18	-20.18	-20.50	-20.55	-20.50	-20.55
Green Bay, WI	SO _x	Maintenance	100	0.00	3.35	-24.58	-21.97	-21.78	-21.78	-22.13	-22.18	-22.13	-22.18
Greene County, IN	Ozone	Maintenance	100	0.00	1.56	-11.43	-10.21	-10.12	-10.13	-10.29	-10.31	-10.29	-10.31
Greene County, PA	Ozone	Maintenance	100	0.00	1.03	-7.54	-6.74	-6.68	-6.68	-6.79	-6.81	-6.79	-6.81
Greensboro-Winston Salem-High Point, NC	Ozone	Marginal	50	0.00	63.30	-464.94	-415.57	-411.92	-412.04	-418.57	-419.60	-418.59	-419.63
Greensboro-Winston salem-High Point, NC	PM _{2.5}	Nonattainment	100	0.00	63.30	-464.94	-415.57	-411.92	-412.04	-418.57	-419.60	-418.59	-419.63
Greenville-Spartanburg-Anderson, SC	Ozone	Former Subpart 1	50	0.00	27.78	-204.27	-182.60	-181.00	-181.05	-183.93	-184.38	-183.94	-184.42
Groveland Township (Tazewell County), IL	SO _x	Maintenance	100	0.00	0.74	-5.42	-4.85	-4.81	-4.81	-4.88	-4.90	-4.88	-4.90

Table D1-14 Emission Changes <u>a</u> / by Nonattainment Area with Alternative Standards for HD Vehicles Carbon Monoxide (CO) 2030													
Nonattainment Area	Pollutant	Status <u>c</u> /	General Conformity Threshold <u>d</u> /	Emissions Changes for Proposed Alternatives (tons/year)									
				Alt. 1	Alt. 2	Alt. 3	Alt. 4	Alt. 6A	Alt. 5	Alt. 6 <u>b</u> /	Alt. 7	Alt. 6B	Alt. 8
				No Action	Engine Only	Class 8 Tractors	Engines & Classes 7-8 Tractors	15% below Preferred Alternative Stringency	Engines, Classes 7-8 Tractors, & Classes 2b-3	Engines, Tractors, & Classes 2b-8	Engines, Tractors, & Trucks, & Trailers	20% above Preferred Alternative Stringency	Accelerated Hybrid Adoption
Hancock-Knox-Lincoln-Waldo Counties, ME	Ozone	Maintenance	100	0.00	3.19	-23.42	-20.93	-20.75	-20.75	-21.08	-21.13	-21.08	-21.13
Harrisburg-Lebanon-Carlisle, PA	Ozone	Maintenance	100	0.00	59.77	-438.91	-392.30	-388.85	-388.96	-395.13	-396.10	-395.14	-396.12
Harrisburg-Lebanon-Carlisle, PA	PM _{2.5}	Nonattainment	100	0.00	59.77	-438.91	-392.30	-388.85	-388.96	-395.13	-396.10	-395.14	-396.12
Hartford-New Britain-Middletown, CT	CO	Maintenance	100	0.00	14.32	-105.94	-94.74	-93.92	-93.95	-95.45	-95.69	-95.48	-95.77
Hayden (Pinal County), AZ	SO _x	Nonattainment	100	0.00	0.25	-1.80	-1.61	-1.60	-1.60	-1.62	-1.62	-1.62	-1.62
Hayden/Miami, AZ	PM ₁₀	Moderate	100	0.00	0.85	-6.27	-5.60	-5.55	-5.55	-5.64	-5.65	-5.64	-5.65
Haywood and Swain Counties (Great Smoky Mountain NP), NC	Ozone	Maintenance	100	0.00	0.17	-1.22	-1.09	-1.08	-1.08	-1.10	-1.10	-1.10	-1.10
Hazelwood, PA	SO _x	Maintenance	100	0.00	0.63	-4.93	-4.43	-4.39	-4.40	-4.47	-4.49	-4.48	-4.51
Hickory, NC	PM _{2.5}	Nonattainment	100	0.00	4.27	-31.36	-28.03	-27.78	-27.79	-28.23	-28.30	-28.23	-28.30
Hickory-Morgantown-Lenoir, NC	Ozone	Former Subpart 1	50	0.00	7.62	-55.90	-49.96	-49.53	-49.54	-50.32	-50.45	-50.32	-50.45
Hollis Township, IL	SO _x	Maintenance	100	0.00	0.07	-0.58	-0.52	-0.52	-0.52	-0.53	-0.53	-0.53	-0.54
Houston-Galveston-Brazoria, TX	Ozone	Severe	25	0.00	20.28	-897.31	-860.22	-858.10	-865.39	-888.62	-900.94	-918.03	-970.01
Humphreys County, TN	SO _x	Maintenance	100	0.00	0.26	-1.91	-1.71	-1.69	-1.70	-1.72	-1.73	-1.72	-1.73
Huntington-Ashland, WV-KY-OH	PM _{2.5}	Nonattainment	100	0.00	-31.94	-114.86	-129.84	-131.24	-134.57	-141.15	-146.23	-154.87	-178.46
Huntington-Ashland, WV-KY	Ozone	Maintenance	100	0.00	-36.24	-83.33	-101.66	-103.31	-106.63	-112.76	-117.77	-126.49	-150.00
Huron County, MI	Ozone	Maintenance	100	0.00	1.05	-7.73	-6.91	-6.85	-6.85	-6.96	-6.98	-6.96	-6.98
Imperial County, CA	Ozone	Moderate	50	0.00	5.66	-41.51	-37.10	-36.77	-36.78	-37.37	-37.46	-37.37	-37.46
Imperial Valley, CA	PM ₁₀	Serious	70	0.00	5.53	-40.61	-36.29	-35.97	-35.98	-36.55	-36.64	-36.55	-36.64
Indian Wells, CA	PM ₁₀	Maintenance	100	0.00	0.72	-5.32	-4.75	-4.71	-4.71	-4.79	-4.80	-4.79	-4.80
Indianapolis, IN	CO	Maintenance	100	0.00	110.83	-813.34	-726.92	-720.53	-720.73	-732.15	-733.94	-732.15	-733.94
Indianapolis, IN	Ozone	Maintenance	100	0.00	110.83	-813.34	-726.92	-720.53	-720.73	-732.15	-733.94	-732.15	-733.94
Indianapolis, IN	PM _{2.5}	Nonattainment	100	0.00	110.83	-813.34	-726.92	-720.53	-720.73	-732.15	-733.94	-732.15	-733.94
Jackson County, IN	Ozone	Maintenance	100	0.00	3.29	-24.16	-21.59	-21.40	-21.41	-21.74	-21.80	-21.74	-21.80
Jamestown, NY	Ozone	Former Subpart 1	50	0.00	4.64	-34.28	-30.66	-30.39	-30.40	-30.88	-30.96	-30.89	-30.98
Jefferson County, NY	Ozone	Moderate	50	0.00	3.03	-22.21	-19.85	-19.67	-19.68	-19.99	-20.04	-19.99	-20.04
Jefferson County, OH	PM ₁₀	Maintenance	100	0.00	0.21	-1.56	-1.40	-1.38	-1.38	-1.41	-1.41	-1.41	-1.41
Johnson City-Kingsport-Bristol, TN	Ozone	Former Subpart 1	50	0.00	6.27	-45.98	-41.09	-40.73	-40.74	-41.39	-41.49	-41.39	-41.49
Johnstown, PA	Ozone	Maintenance	100	0.00	4.18	-30.65	-27.40	-27.16	-27.16	-27.59	-27.66	-27.59	-27.66
Johnstown, PA	PM _{2.5}	Nonattainment	100	0.00	4.18	-30.65	-27.40	-27.16	-27.16	-27.59	-27.66	-27.59	-27.66
Juneau, AK	PM ₁₀	Moderate	100	0.00	0.18	-1.32	-1.18	-1.17	-1.17	-1.19	-1.19	-1.19	-1.19
Kalamazoo-Battle Creek, MI	Ozone	Maintenance	100	0.00	18.87	-138.53	-123.81	-122.72	-122.76	-124.70	-125.01	-124.70	-125.01
Kalispell, MT	PM ₁₀	Moderate	100	0.00	0.80	-5.86	-5.23	-5.19	-5.19	-5.27	-5.28	-5.27	-5.28
Kent and Queen Annes Counties, MD	Ozone	Maintenance	100	0.00	2.00	-15.20	-13.62	-13.51	-13.52	-13.74	-13.78	-13.76	-13.83
Kent, WA	PM ₁₀	Maintenance	100	0.00	0.66	-4.82	-4.31	-4.27	-4.27	-4.34	-4.35	-4.34	-4.35
Kern County (Eastern Kern), CA	Ozone	Former Subpart 1	50	0.00	1.81	-13.27	-11.86	-11.76	-11.76	-11.95	-11.98	-11.95	-11.98
Kewaunee County, WI	Ozone	Maintenance	100	0.00	0.88	-6.44	-5.76	-5.71	-5.71	-5.80	-5.81	-5.80	-5.81
King County, WA	PM ₁₀	Maintenance	100	0.00	0.27	-1.95	-1.74	-1.72	-1.73	-1.75	-1.76	-1.75	-1.76
Klamath Falls, OR	CO	Maintenance	100	0.00	2.26	-16.57	-14.81	-14.68	-14.68	-14.92	-14.95	-14.92	-14.95
Klamath Falls, OR	PM ₁₀	Maintenance	100	0.00	2.26	-16.57	-14.81	-14.68	-14.68	-14.92	-14.95	-14.92	-14.95
Knoxville, TN	Ozone	Former Subpart 1	50	0.00	74.37	-545.74	-487.75	-483.46	-483.60	-491.26	-492.46	-491.26	-492.46
Knoxville, TN	PM _{2.5}	Nonattainment	100	0.00	74.37	-545.74	-487.75	-483.46	-483.60	-491.26	-492.46	-491.26	-492.46
La Porte County, IN	SO _x	Maintenance	100	0.00	1.66	-12.24	-10.94	-10.85	-10.85	-11.02	-11.05	-11.02	-11.05
LaGrande, OR	PM ₁₀	Maintenance	100	0.00	0.34	-2.46	-2.20	-2.18	-2.18	-2.22	-2.22	-2.22	-2.22

Table D1-14 Emission Changes <u>a</u> / by Nonattainment Area with Alternative Standards for HD Vehicles Carbon Monoxide (CO) 2030													
Nonattainment Area	Pollutant	Status <u>c</u> /	General Conformity Threshold <u>d</u> /	Emissions Changes for Proposed Alternatives (tons/year)									
				Alt. 1	Alt. 2	Alt. 3	Alt. 4	Alt. 6A	Alt. 5	Alt. 6 <u>b</u> /	Alt. 7	Alt. 6B	Alt. 8
				No Action	Engine Only	Class 8 Tractors	Engines & Classes 7-8 Tractors	15% below Preferred Alternative Stringency	Engines, Classes 7-8 Tractors, & Classes 2b-3	Engines, Tractors, & Classes 2b-8	Engines, Tractors, & Trucks, & Trailers	20% above Preferred Alternative Stringency	Accelerated Hybrid Adoption
Lake County, IN	SO _x	Maintenance	100	0.00	8.00	-59.45	-53.19	-52.72	-52.74	-53.59	-53.73	-53.62	-53.80
Lake County, OH	SO _x	Maintenance	100	0.00	1.07	-7.82	-6.99	-6.92	-6.93	-7.04	-7.05	-7.04	-7.05
Lake County, OR	PM ₁₀	Maintenance	100	0.00	0.14	-1.05	-0.94	-0.93	-0.93	-0.94	-0.94	-0.94	-0.94
Lake Tahoe North Shore, CA	CO	Maintenance	100	0.00	0.40	-2.90	-2.59	-2.57	-2.57	-2.61	-2.62	-2.61	-2.62
Lake Tahoe South Shore, CA	CO	Maintenance	100	0.00	0.99	-7.25	-6.48	-6.43	-6.43	-6.53	-6.55	-6.53	-6.55
Lake Tahoe, NV	CO	Maintenance	100	0.00	0.26	-1.90	-1.70	-1.68	-1.68	-1.71	-1.71	-1.71	-1.71
Lamar, CO	PM ₁₀	Maintenance	100	0.00	0.23	-1.68	-1.50	-1.48	-1.48	-1.51	-1.51	-1.51	-1.51
Lame Deer, MT	PM ₁₀	Moderate	100	0.00	0.06	-0.41	-0.37	-0.37	-0.37	-0.37	-0.37	-0.37	-0.37
Lancaster, PA	Ozone	Maintenance	100	0.00	23.94	-175.96	-157.29	-155.91	-155.96	-158.43	-158.82	-158.44	-158.85
Lancaster, PA	PM _{2.5}	Nonattainment	100	0.00	23.94	-175.96	-157.29	-155.91	-155.96	-158.43	-158.82	-158.44	-158.85
Lane County, OR	PM ₁₀	Moderate	100	0.00	0.03	-0.23	-0.20	-0.20	-0.20	-0.20	-0.20	-0.20	-0.20
Lansing-East Lansing, MI	Ozone	Maintenance	100	0.00	17.97	-131.89	-117.88	-116.84	-116.87	-118.72	-119.01	-118.72	-119.01
LaPorte, IN	Ozone	Maintenance	100	0.00	4.65	-34.21	-30.58	-30.31	-30.32	-30.80	-30.88	-30.81	-30.89
Las Vegas, NV	CO	Serious	100	0.00	10.66	-78.24	-69.93	-69.31	-69.33	-70.43	-70.60	-70.43	-70.60
Las Vegas, NV	Ozone	Former Subpart 1	50	0.00	10.66	-78.24	-69.93	-69.31	-69.33	-70.43	-70.60	-70.43	-70.60
Lauderdale County, AL	SO _x	Maintenance	100	0.00	2.27	-16.64	-14.87	-14.74	-14.75	-14.98	-15.02	-14.98	-15.02
Laurel Area (Yellowstone County), MT	SO _x	Nonattainment	100	0.00	0.05	-0.34	-0.30	-0.30	-0.30	-0.31	-0.31	-0.31	-0.31
Libby, MT	PM ₁₀	Moderate	100	0.00	0.28	-2.08	-1.86	-1.85	-1.85	-1.88	-1.88	-1.88	-1.88
Libby, MT	PM _{2.5}	Nonattainment	100	0.00	0.28	-2.08	-1.86	-1.85	-1.85	-1.88	-1.88	-1.88	-1.88
Liberty-Clairton, PA	PM _{2.5}	Nonattainment	100	0.00	0.19	-1.68	-1.52	-1.51	-1.52	-1.54	-1.55	-1.56	-1.58
Lima, OH	Ozone	Maintenance	100	0.00	-3.77	-36.73	-37.84	-37.98	-38.59	-40.02	-40.99	-42.55	-46.94
Longmont, CO	CO	Maintenance	100	0.00	1.88	-13.78	-12.32	-12.21	-12.21	-12.41	-12.44	-12.41	-12.44
Lorain County, OH	SO _x	Maintenance	100	0.00	1.27	-9.33	-8.34	-8.27	-8.27	-8.40	-8.42	-8.40	-8.42
Los Angeles South Coast Air Basin, CA	CO	Maintenance	100	0.00	954.31	-7555.44	-6795.60	-6739.85	-6746.96	-6860.87	-6885.10	-6882.56	-6936.05
Los Angeles South Coast Air Basin, CA	NO _x	Maintenance	100	0.00	954.31	-7555.44	-6795.60	-6739.85	-6746.96	-6860.87	-6885.10	-6882.56	-6936.05
Los Angeles South Coast Air Basin, CA	Ozone	Extreme	10	0.00	954.31	-7555.44	-6795.60	-6739.85	-6746.96	-6860.87	-6885.10	-6882.56	-6936.05
Los Angeles South Coast Air Basin, CA	PM ₁₀	Serious	70	0.00	954.31	-7555.44	-6795.60	-6739.85	-6746.96	-6860.87	-6885.10	-6882.56	-6936.05
Los Angeles South Coast Air Basin, CA	PM _{2.5}	Nonattainment	100	0.00	954.31	-7555.44	-6795.60	-6739.85	-6746.96	-6860.87	-6885.10	-6882.56	-6936.05
Los Angeles-San Bernardino Counties (western Mohave), CA	Ozone	Moderate	50	0.00	9.87	-72.41	-64.71	-64.14	-64.16	-65.18	-65.34	-65.18	-65.34
Louisville, KY-IN	Ozone	Maintenance	100	0.00	78.27	-574.43	-513.39	-508.88	-509.02	-517.09	-518.35	-517.09	-518.35
Louisville, KY-IN	PM _{2.5}	Nonattainment	100	0.00	78.27	-574.43	-513.39	-508.88	-509.02	-517.09	-518.35	-517.09	-518.35
Lowell, MA	CO	Maintenance	100	0.00	2.30	-16.89	-15.09	-14.96	-14.96	-15.20	-15.24	-15.20	-15.24
Lucas County, OH	SO _x	Maintenance	100	0.00	7.77	-57.05	-50.99	-50.54	-50.55	-51.35	-51.48	-51.35	-51.48
Lyons Township, IL	PM ₁₀	Maintenance	100	0.00	2.00	-14.77	-13.21	-13.10	-13.10	-13.31	-13.34	-13.31	-13.35
Macon, GA	Ozone	Maintenance	100	0.00	7.33	-53.79	-48.08	-47.66	-47.67	-48.42	-48.54	-48.42	-48.54
Macon, GA	PM _{2.5}	Nonattainment	100	0.00	7.33	-53.79	-48.08	-47.66	-47.67	-48.42	-48.54	-48.42	-48.54
Madison and Page Counties (Shenandoah NP), VA	Ozone	Maintenance	100	0.00	0.07	-0.49	-0.44	-0.43	-0.43	-0.44	-0.44	-0.44	-0.44
Madison, WI	SO _x	Maintenance	100	0.00	7.82	-57.41	-51.31	-50.86	-50.87	-51.68	-51.80	-51.68	-51.80
Mammoth Lake, CA	PM ₁₀	Moderate	100	0.00	0.27	-1.97	-1.76	-1.75	-1.75	-1.78	-1.78	-1.78	-1.78
Manchester, NH	CO	Maintenance	100	0.00	1.72	-12.61	-11.27	-11.17	-11.17	-11.35	-11.38	-11.35	-11.38
Manitowoc County, WI	Ozone	Former Subpart 1	50	0.00	4.55	-33.37	-29.83	-29.57	-29.57	-30.04	-30.12	-30.04	-30.12
Marion County, IN	SO _x	Maintenance	100	0.00	7.72	-56.64	-50.62	-50.17	-50.19	-50.98	-51.11	-50.98	-51.11
Mariposa and Tuolumne Counties (Southern Mountain), CA	Ozone	Former Subpart 1	50	0.00	1.73	-12.69	-11.35	-11.25	-11.25	-11.43	-11.46	-11.43	-11.46

Table D1-14 Emission Changes Δ by Nonattainment Area with Alternative Standards for HD Vehicles Carbon Monoxide (CO) 2030													
Nonattainment Area	Pollutant	Status c/	General Conformity Threshold d/	Emissions Changes for Proposed Alternatives (tons/year)									
				Alt. 1	Alt. 2	Alt. 3	Alt. 4	Alt. 6A	Alt. 5	Alt. 6 b/	Alt. 7	Alt. 6B	Alt. 8
				No Action	Engine Only	Class 8 Tractors	Engines & Classes 7-8 Tractors	15% below Preferred Alternative Stringency	Engines, Classes 7-8 Tractors, & Classes 2b-3	Engines, Tractors, & Classes 2b-8	Engines, Tractors, & Trucks, & Trailers	20% above Preferred Alternative Stringency	Accelerated Hybrid Adoption
Martinsburg, WV-Hagerstown, MD	PM _{2.5}	Nonattainment	100	0.00	8.63	-63.37	-56.64	-56.14	-56.15	-57.04	-57.18	-57.04	-57.18
Mason County, MI	Ozone	Maintenance	100	0.00	1.00	-7.34	-6.56	-6.50	-6.50	-6.61	-6.62	-6.61	-6.62
Medford, OR	CO	Maintenance	100	0.00	1.88	-13.83	-12.36	-12.25	-12.26	-12.45	-12.48	-12.45	-12.48
Medford-Ashland, OR	PM ₁₀	Maintenance	100	0.00	4.50	-33.05	-29.54	-29.28	-29.29	-29.76	-29.83	-29.76	-29.83
Memphis, TN-AR	Ozone	Maintenance	100	0.00	24.69	-211.53	-191.41	-189.95	-190.29	-193.69	-194.57	-194.88	-197.37
Memphis, TN	CO	Maintenance	100	0.00	22.28	-193.84	-175.60	-174.28	-174.61	-177.76	-178.61	-178.95	-181.40
Miami (Gila County), AZ	SO _x	Maintenance	100	0.00	0.60	-4.40	-3.93	-3.90	-3.90	-3.96	-3.97	-3.96	-3.97
Millinocket AQCR 109, ME	SO _x	Maintenance	100	0.00	0.14	-1.22	-1.10	-1.09	-1.09	-1.11	-1.12	-1.12	-1.13
Milwaukee, WI	SO _x	Maintenance	100	0.00	12.13	-89.00	-79.55	-78.85	-78.87	-80.12	-80.31	-80.12	-80.31
Milwaukee-Racine, WI	Ozone	Moderate	50	0.00	49.24	-361.34	-322.95	-320.11	-320.20	-325.27	-326.06	-325.27	-326.06
Minneapolis-St Paul, MN	CO	Maintenance	100	0.00	72.74	-1310.73	-1231.93	-1226.75	-1234.41	-1263.85	-1277.47	-1294.38	-1349.17
Minneapolis-St Paul, MN	SO _x	Maintenance	100	0.00	163.44	-1200.62	-1073.14	-1063.71	-1064.02	-1080.89	-1083.55	-1080.94	-1083.66
Missoula, MT	CO	Maintenance	100	0.00	3.20	-24.49	-21.96	-21.78	-21.79	-22.15	-22.22	-22.19	-22.31
Missoula, MT	PM ₁₀	Moderate	100	0.00	3.20	-24.49	-21.96	-21.78	-21.79	-22.15	-22.22	-22.19	-22.31
Modesto, CA	CO	Maintenance	100	0.00	6.86	-50.32	-44.97	-44.57	-44.59	-45.29	-45.40	-45.29	-45.40
Mohave County, AZ	PM ₁₀	Maintenance	100	0.00	3.11	-22.81	-20.39	-20.21	-20.21	-20.53	-20.58	-20.53	-20.58
Mono Basin, CA	PM ₁₀	Moderate	100	0.00	0.04	-0.29	-0.26	-0.26	-0.26	-0.26	-0.26	-0.26	-0.26
Morenci (Greenlee County), AZ	SO _x	Maintenance	100	0.00	0.07	-0.49	-0.44	-0.43	-0.43	-0.44	-0.44	-0.44	-0.44
Morristown, NJ	CO	Maintenance	100	0.00	0.36	-2.64	-2.36	-2.34	-2.34	-2.38	-2.38	-2.38	-2.38
Muhlenberg County, KY	SO _x	Maintenance	100	0.00	0.83	-6.12	-5.47	-5.42	-5.42	-5.50	-5.52	-5.50	-5.52
Muncie, IN	Ozone	Maintenance	100	0.00	3.80	-27.92	-24.96	-24.74	-24.74	-25.14	-25.20	-25.14	-25.20
Murray County (Chattahoochee NF), GA	Ozone	Maintenance	100	0.00	0.14	-1.01	-0.90	-0.90	-0.90	-0.91	-0.91	-0.91	-0.91
Muscatine County, IA	SO _x	Maintenance	100	0.00	0.60	-4.42	-3.95	-3.92	-3.92	-3.98	-3.99	-3.98	-3.99
Muskegon, MI	Ozone	Maintenance	100	0.00	4.89	-35.93	-32.11	-31.83	-31.84	-32.35	-32.43	-32.35	-32.43
Nashua, NH	CO	Maintenance	100	0.00	1.37	-10.08	-9.01	-8.93	-8.93	-9.07	-9.10	-9.07	-9.10
Nashville, TN	Ozone	Former Subpart 1	50	0.00	61.85	-454.26	-406.02	-402.45	-402.57	-408.95	-409.96	-408.97	-409.99
Nevada County (western part), CA	Ozone	Former Subpart 1	50	0.00	1.94	-14.24	-12.73	-12.61	-12.62	-12.82	-12.85	-12.82	-12.85
New Haven County, CT	PM ₁₀	Maintenance	100	0.00	2.07	-15.18	-13.57	-13.45	-13.46	-13.67	-13.70	-13.67	-13.70
New Haven-Meriden-Waterbury, CT	CO	Maintenance	100	0.00	10.96	-80.72	-72.16	-71.53	-71.55	-72.69	-72.87	-72.70	-72.90
New Manchester-Grant Magisterial District (Hancock County), WV	SO _x	Maintenance	100	0.00	0.11	-0.83	-0.74	-0.73	-0.73	-0.75	-0.75	-0.75	-0.75
New York County, NY	PM ₁₀	Moderate	100	0.00	4.27	-31.87	-28.52	-28.28	-28.29	-28.74	-28.82	-28.76	-28.87
New York-N. New Jersey-Long Island, NY-NJ-CT	CO	Maintenance	100	0.00	261.97	-1951.61	-1746.51	-1731.36	-1732.12	-1759.93	-1764.62	-1761.07	-1767.31
New York-N. New Jersey-Long Island, NY-NJ-CT	PM _{2.5}	Nonattainment	100	0.00	260.22	-1953.75	-1749.58	-1734.51	-1735.42	-1763.47	-1768.38	-1765.21	-1772.45
New York-northern New Jersey-Long Island, NY-NJ-CT	Ozone	Moderate	50	0.00	172.23	-1308.02	-1172.47	-1162.48	-1163.22	-1182.21	-1185.70	-1183.94	-1189.77
Nogales, AZ	PM ₁₀	Moderate	100	0.00	1.15	-8.44	-7.55	-7.48	-7.48	-7.60	-7.62	-7.60	-7.62
Norfolk-Virginia Beach-Newport News, VA	Ozone	Maintenance	100	0.00	-254.28	-448.93	-581.41	-593.15	-615.10	-654.31	-687.30	-745.28	-900.93
Ogden, UT	CO	Maintenance	100	0.00	1.90	-13.96	-12.48	-12.37	-12.37	-12.57	-12.60	-12.57	-12.60
Ogden, UT	PM ₁₀	Moderate	100	0.00	1.90	-13.96	-12.48	-12.37	-12.37	-12.57	-12.60	-12.57	-12.60
Oglesby, IL	PM ₁₀	Maintenance	100	0.00	0.07	-0.55	-0.49	-0.49	-0.49	-0.50	-0.50	-0.50	-0.50
Olmsted County, MN	PM ₁₀	Maintenance	100	0.00	0.58	-4.27	-3.82	-3.78	-3.79	-3.85	-3.86	-3.85	-3.86
Olympia, Tumwater, Lacey, WA	PM ₁₀	Maintenance	100	0.00	2.81	-20.59	-18.41	-18.24	-18.25	-18.54	-18.58	-18.54	-18.58
Owens Valley, CA	PM ₁₀	Serious	70	0.00	0.04	-0.68	-0.64	-0.64	-0.64	-0.66	-0.66	-0.67	-0.70
Pagosa Springs, CO	PM ₁₀	Maintenance	100	0.00	0.00	-0.04	-0.03	-0.03	-0.03	-0.03	-0.03	-0.03	-0.03

Table D1-14 Emission Changes μ by Nonattainment Area with Alternative Standards for HD Vehicles Carbon Monoxide (CO) 2030													
Nonattainment Area	Pollutant	Status $c/$	General Conformity Threshold $d/$	Emissions Changes for Proposed Alternatives (tons/year)									
				Alt. 1	Alt. 2	Alt. 3	Alt. 4	Alt. 6A	Alt. 5	Alt. 6 $b/$	Alt. 7	Alt. 6B	Alt. 8
				No Action	Engine Only	Class 8 Tractors	Engines & Classes 7-8 Tractors	15% below Preferred Alternative Stringency	Engines, Classes 7-8 Tractors, & Classes 2b-3	Engines, Tractors, & Classes 2b-8	Engines, Tractors, & Truck, & Trailers	20% above Preferred Alternative Stringency	Accelerated Hybrid Adoption
Parkersburg-Marietta, WV-OH	Ozone	Maintenance	100	0.00	10.57	-77.56	-69.32	-68.71	-68.73	-69.82	-69.99	-69.82	-69.99
Parkersburg-Marietta, WV-OH	PM _{2.5}	Nonattainment	100	0.00	10.57	-77.56	-69.32	-68.71	-68.73	-69.82	-69.99	-69.82	-69.99
Payson, AZ	PM ₁₀	Maintenance	100	0.00	0.39	-2.88	-2.58	-2.55	-2.56	-2.60	-2.60	-2.60	-2.60
Penns Grove, NJ	CO	Maintenance	100	0.00	0.01	-0.09	-0.08	-0.08	-0.08	-0.08	-0.08	-0.08	-0.08
Peoria, IL	SO _x	Maintenance	100	0.00	3.22	-23.73	-21.21	-21.03	-21.03	-21.37	-21.42	-21.37	-21.43
Perth Amboy, NJ	CO	Maintenance	100	0.00	-0.43	-11.75	-11.67	-11.67	-11.82	-12.19	-12.42	-12.78	-13.80
Philadelphia-Camden County, PA-NJ	CO	Maintenance	100	0.00	8.95	-65.96	-58.97	-58.46	-58.48	-59.41	-59.56	-59.42	-59.59
Phildelphia-Wilmington, PA-NY-DE	PM _{2.5}	Nonattainment	100	0.00	39.64	-724.06	-680.84	-678.01	-682.28	-698.60	-706.18	-715.62	-746.15
Phildelphia-Wilmington-Atlantic City, PA-NY-MD-DE	Ozone	Moderate	50	0.00	71.50	-958.36	-890.28	-885.61	-889.94	-909.56	-917.66	-926.60	-957.68
Phoenix, AZ	CO	Maintenance	100	0.00	205.19	-1506.19	-1346.18	-1334.34	-1334.73	-1355.87	-1359.19	-1355.89	-1359.22
Phoenix, AZ	PM ₁₀	Serious	70	0.00	205.19	-1506.19	-1346.18	-1334.34	-1334.73	-1355.87	-1359.19	-1355.89	-1359.22
Phoenix-Mesa, AZ	Ozone	Former Subpart 1	50	0.00	104.63	-768.21	-686.61	-680.58	-680.77	-691.56	-693.25	-691.58	-693.29
Pierce County, WA	PM ₁₀	Maintenance	100	0.00	0.27	-1.95	-1.74	-1.73	-1.73	-1.76	-1.76	-1.76	-1.76
Pinehurst, ID	PM ₁₀	Moderate	100	0.00	0.03	-0.22	-0.20	-0.20	-0.20	-0.20	-0.20	-0.20	-0.20
Pittsburgh, PA	CO	Maintenance	100	0.00	0.37	-3.00	-2.71	-2.69	-2.69	-2.74	-2.75	-2.75	-2.78
Pittsburgh-Beaver Valley, PA	Ozone	Former Subpart 1	50	0.00	84.12	-617.66	-552.05	-547.20	-547.36	-556.03	-557.39	-556.04	-557.42
Pittsburgh-Beaver Valley, PA	PM _{2.5}	Nonattainment	100	0.00	84.12	-617.66	-552.05	-547.20	-547.36	-556.03	-557.39	-556.04	-557.42
Polk County, TN	SO _x	Maintenance	100	0.00	0.60	-4.37	-3.91	-3.88	-3.88	-3.94	-3.95	-3.94	-3.95
Polson, MT	PM ₁₀	Moderate	100	0.00	0.09	-0.64	-0.58	-0.57	-0.57	-0.58	-0.58	-0.58	-0.58
Portland, ME	Ozone	Maintenance	100	0.00	18.27	-135.14	-120.86	-119.81	-119.85	-121.76	-122.08	-121.81	-122.17
Portland, OR	CO	Maintenance	100	0.00	23.05	-171.38	-153.34	-152.01	-152.08	-154.51	-154.92	-154.60	-155.13
Portneuf Valley, ID	PM ₁₀	Maintenance	100	0.00	1.08	-7.89	-7.05	-6.99	-6.99	-7.10	-7.12	-7.10	-7.12
Poughkeepsie, NY	Ozone	Moderate	50	0.00	17.43	-127.92	-114.33	-113.32	-113.35	-115.15	-115.43	-115.15	-115.43
Presque Isle, ME	PM ₁₀	Maintenance	100	0.00	0.26	-1.94	-1.73	-1.72	-1.72	-1.74	-1.75	-1.74	-1.75
Providence (entire State), RI	Ozone	Moderate	50	0.00	7.91	-59.30	-53.10	-52.64	-52.67	-53.52	-53.67	-53.57	-53.78
Provo, UT	CO	Maintenance	100	0.00	2.42	-17.77	-15.88	-15.74	-15.75	-15.99	-16.03	-15.99	-16.03
Raleigh-Durham, NC	CO	Maintenance	100	0.00	34.43	-252.87	-226.02	-224.03	-224.10	-227.65	-228.21	-227.66	-228.23
Raleigh-Durham-Chapel Hill, NC	Ozone	Maintenance	100	0.00	52.70	-386.97	-345.87	-342.83	-342.93	-348.36	-349.22	-348.37	-349.24
Ramsey County, MN	PM ₁₀	Maintenance	100	0.00	-0.08	-0.56	-0.59	-0.59	-0.60	-0.63	-0.64	-0.67	-0.75
Reading, PA	Ozone	Maintenance	100	0.00	19.77	-145.47	-130.05	-128.91	-128.95	-130.99	-131.32	-131.01	-131.36
Reading, PA	PM _{2.5}	Nonattainment	100	0.00	19.77	-145.47	-130.05	-128.91	-128.95	-130.99	-131.32	-131.01	-131.36
Reno, NV	CO	Maintenance	100	0.00	3.70	-27.15	-24.26	-24.05	-24.06	-24.44	-24.50	-24.44	-24.50
Rhineland (Oneida County), WI	SO _x	Maintenance	100	0.00	0.04	-0.26	-0.23	-0.23	-0.23	-0.24	-0.24	-0.24	-0.24
Richmond-Petersburg, VA	Ozone	Maintenance	100	0.00	16.60	-122.10	-109.15	-108.19	-108.22	-109.94	-110.22	-109.96	-110.24
Rillito, AZ	PM ₁₀	Moderate	100	0.00	0.90	-6.63	-5.92	-5.87	-5.87	-5.97	-5.98	-5.97	-5.98
Riverside County (Coachella Valley), CA	Ozone	Severe	25	0.00	9.45	-69.38	-62.01	-61.46	-61.48	-62.45	-62.60	-62.45	-62.60
Roanoke, VA	Ozone	Former Subpart 1	50	0.00	7.55	-55.39	-49.51	-49.07	-49.09	-49.86	-49.98	-49.86	-49.98
Rochester (Olmsted County), MN	SO _x	Maintenance	100	0.00	2.31	-16.96	-15.15	-15.02	-15.02	-15.26	-15.30	-15.26	-15.30
Rochester, NY	Ozone	Former Subpart 1	50	0.00	18.66	-136.93	-122.38	-121.30	-121.34	-123.26	-123.56	-123.26	-123.56
Rocky Mount, NC	Ozone	Maintenance	100	0.00	5.58	-40.97	-36.62	-36.29	-36.30	-36.88	-36.97	-36.88	-36.97
Rome, GA	PM _{2.5}	Nonattainment	100	0.00	2.42	-17.76	-15.88	-15.74	-15.74	-15.99	-16.03	-15.99	-16.03
Ronan, MT	PM ₁₀	Moderate	100	0.00	0.03	-0.25	-0.22	-0.22	-0.22	-0.22	-0.22	-0.22	-0.22
Rothschild, Rib Mountain, Weston (Marathon County), WI	SO _x	Maintenance	100	0.00	0.08	-0.61	-0.55	-0.54	-0.54	-0.55	-0.55	-0.55	-0.55

Table D1-14 Emission Changes <u>a/</u> by Nonattainment Area with Alternative Standards for HD Vehicles Carbon Monoxide (CO) 2030													
Nonattainment Area	Pollutant	Status <u>c/</u>	General Conformity Threshold <u>d/</u>	Emissions Changes for Proposed Alternatives (tons/year)									
				Alt. 1	Alt. 2	Alt. 3	Alt. 4	Alt. 6A	Alt. 5	Alt. 6 <u>b/</u>	Alt. 7	Alt. 6B	Alt. 8
				No Action	Engine Only	Class 8 Tractors	Engines & Classes 7-8 Tractors	15% below Preferred Alternative Stringency	Engines, Classes 7-8 Tractors, & Classes 2b-3	Engines, Tractors, & Classes 2b-8	Engines, Tractors, & Trucks, & Trailers	20% above Preferred Alternative Stringency	Accelerated Hybrid Adoption
Sacramento County, CA	PM ₁₀	Moderate	100	0.00	28.01	-207.13	-185.24	-183.63	-183.69	-186.62	-187.10	-186.69	-187.25
Sacramento Metro, CA	Ozone	Severe	25	0.00	49.58	-365.45	-326.74	-323.88	-323.99	-329.14	-329.97	-329.20	-330.12
Sacramento, CA	CO	Maintenance	100	0.00	29.97	-221.55	-198.14	-196.41	-196.48	-199.61	-200.12	-199.67	-200.27
Salem, OR	CO	Maintenance	100	0.00	2.83	-20.79	-18.58	-18.42	-18.43	-18.72	-18.76	-18.72	-18.76
Salt Lake City, UT	CO	Maintenance	100	0.00	2.15	-24.59	-22.67	-22.53	-22.62	-23.09	-23.27	-23.44	-24.08
Salt Lake County, UT	PM ₁₀	Moderate	100	0.00	29.72	-226.93	-203.50	-201.78	-201.92	-205.23	-205.85	-205.58	-206.67
Salt Lake County, UT	SO _x	Nonattainment	100	0.00	30.75	-225.67	-201.69	-199.92	-199.98	-203.14	-203.64	-203.14	-203.64
San Antonio, TX	Ozone	Former Subpart 1	50	0.00	41.17	-302.62	-270.50	-268.12	-268.20	-272.46	-273.13	-272.48	-273.18
San Bernardino County, CA	PM ₁₀	Moderate	100	0.00	6.57	-48.19	-43.07	-42.69	-42.70	-43.38	-43.48	-43.38	-43.48
San Diego, CA	CO	Maintenance	100	0.00	105.79	-776.39	-693.89	-687.79	-687.98	-698.88	-700.59	-698.88	-700.59
San Diego, CA	Ozone	Former Subpart 1	50	0.00	105.79	-776.39	-693.89	-687.79	-687.98	-698.88	-700.59	-698.88	-700.59
San Francisco Bay Area, CA	Ozone	Marginal	50	0.00	69.23	-632.21	-574.70	-570.55	-571.88	-582.52	-585.62	-587.40	-597.08
San Francisco-Oakland-San Jose, CA	CO	Maintenance	100	0.00	86.61	-758.12	-687.11	-681.96	-683.30	-695.69	-699.05	-700.50	-710.36
San Joaquin Valley, CA	Ozone	Extreme	10	0.00	294.04	-2163.24	-1933.81	-1916.84	-1917.43	-1947.88	-1952.71	-1948.09	-1953.21
San Joaquin Valley, CA	PM ₁₀	Maintenance	100	0.00	294.04	-2163.24	-1933.81	-1916.84	-1917.43	-1947.88	-1952.71	-1948.09	-1953.21
San Joaquin Valley, CA	PM _{2.5}	Nonattainment	100	0.00	294.04	-2163.24	-1933.81	-1916.84	-1917.43	-1947.88	-1952.71	-1948.09	-1953.21
San Manuel (Pinal County), AZ	SO _x	Maintenance	100	0.00	0.87	-6.41	-5.73	-5.68	-5.68	-5.77	-5.78	-5.77	-5.78
Sanders County (part);Thompson Falls and vicinity, MT	PM ₁₀	Moderate	100	0.00	0.02	-0.13	-0.12	-0.12	-0.12	-0.12	-0.12	-0.12	-0.12
Scranton-Wilkes Barre, PA	Ozone	Maintenance	100	0.00	21.22	-155.76	-139.21	-137.98	-138.02	-140.21	-140.55	-140.21	-140.55
Seattle-Tacoma, WA	CO	Maintenance	100	0.00	77.06	-565.51	-505.42	-500.97	-501.12	-509.05	-510.30	-509.05	-510.30
Sheboygan, WI	Ozone	Moderate	50	0.00	4.54	-33.32	-29.78	-29.52	-29.52	-29.99	-30.07	-29.99	-30.07
Sheridan, WY	PM ₁₀	Moderate	100	0.00	0.60	-4.40	-3.93	-3.90	-3.90	-3.96	-3.97	-3.96	-3.97
Shoshone County, ID	PM ₁₀	Moderate	100	0.00	0.00	0.00	0.00	0.00	0.00	0.00	0.00	0.00	0.00
Somerville, NJ	CO	Maintenance	100	0.00	0.19	-1.42	-1.27	-1.26	-1.26	-1.28	-1.29	-1.28	-1.29
South Bend-Elkhart, IN	Ozone	Maintenance	100	0.00	12.60	-92.55	-82.72	-81.99	-82.02	-83.32	-83.52	-83.32	-83.53
Southeast Chicago, IL	PM ₁₀	Maintenance	100	0.00	5.38	-40.19	-35.98	-35.67	-35.68	-36.26	-36.36	-36.29	-36.42
Spokane County, WA	PM ₁₀	Maintenance	100	0.00	7.64	-56.09	-50.13	-49.69	-49.70	-50.49	-50.61	-50.49	-50.61
Spokane, WA	CO	Maintenance	100	0.00	7.56	-55.50	-49.60	-49.16	-49.18	-49.96	-50.08	-49.96	-50.08
Springfield (western MA), MA	Ozone	Moderate	50	0.00	23.34	-172.23	-154.01	-152.66	-152.71	-155.14	-155.54	-155.18	-155.63
Springfield, MA	CO	Maintenance	100	0.00	3.34	-25.05	-22.43	-22.23	-22.24	-22.60	-22.67	-22.62	-22.71
St Louis, MO	CO	Maintenance	100	0.00	28.86	-211.83	-189.33	-187.66	-187.72	-190.69	-191.16	-190.69	-191.16
St Louis, MO-IL	Ozone	Moderate	50	0.00	81.15	-721.52	-654.65	-649.81	-651.18	-663.10	-666.43	-668.05	-678.05
St. Louis, MO-IL	PM _{2.5}	Nonattainment	100	0.00	80.52	-716.87	-650.50	-645.70	-647.06	-658.92	-662.23	-663.87	-673.86
State College, PA	Ozone	Maintenance	100	0.00	7.06	-51.83	-46.33	-45.92	-45.93	-46.66	-46.77	-46.66	-46.77
Steamboat Springs, CO	PM ₁₀	Maintenance	100	0.00	0.49	-3.62	-3.23	-3.20	-3.20	-3.26	-3.26	-3.26	-3.26
Steubenville & Mingo Junction, OH	SO _x	Maintenance	100	0.00	1.19	-8.73	-7.81	-7.74	-7.74	-7.86	-7.88	-7.86	-7.88
Steubenville-Weirton, OH-WV	Ozone	Maintenance	100	0.00	3.86	-34.99	-31.79	-31.56	-31.63	-32.21	-32.38	-32.47	-33.00
Steubenville-Weirton, OH-WV	PM _{2.5}	Nonattainment	100	0.00	3.86	-34.99	-31.79	-31.56	-31.63	-32.21	-32.38	-32.47	-33.00
Stockton, CA	CO	Maintenance	100	0.00	9.32	-68.42	-61.15	-60.61	-60.63	-61.59	-61.74	-61.59	-61.74
Sutter County (Sutter Buttes), CA	Ozone	Former Subpart 1	50	0.00	0.00	0.00	0.00	0.00	0.00	0.00	0.00	0.00	0.00
Syracuse, NY	CO	Maintenance	100	0.00	7.73	-56.72	-50.70	-50.25	-50.27	-51.06	-51.19	-51.06	-51.19
Telluride, CO	PM ₁₀	Maintenance	100	0.00	0.05	-0.34	-0.31	-0.30	-0.30	-0.31	-0.31	-0.31	-0.31
Terre Haute, IN	Ozone	Maintenance	100	0.00	3.57	-26.20	-23.42	-23.21	-23.22	-23.59	-23.64	-23.59	-23.64

Table D1-14 Emission Changes ^{a/} by Nonattainment Area with Alternative Standards for HD Vehicles Carbon Monoxide (CO) 2030													
Nonattainment Area	Pollutant	Status ^{c/}	General Conformity Threshold ^{d/}	Emissions Changes for Proposed Alternatives (tons/year)									
				Alt. 1	Alt. 2	Alt. 3	Alt. 4	Alt. 6A	Alt. 5	Alt. 6 ^{b/}	Alt. 7	Alt. 6B	Alt. 8
				No Action	Engine Only	Class 8 Tractors	Engines & Classes 7-8 Tractors	15% below Preferred Alternative Stringency	Engines, Classes 7-8 Tractors, & Classes 2b-3	Engines, Tractors, & Classes 2b-8	Engines, Tractors, & Trailers	20% above Preferred Alternative Stringency	Accelerated Hybrid Adoption
Tioga County, PA	Ozone	Maintenance	100	0.00	1.66	-12.21	-10.91	-10.82	-10.82	-10.99	-11.02	-10.99	-11.02
Toledo, OH	Ozone	Maintenance	100	0.00	-5.02	-150.34	-148.94	-148.99	-150.79	-155.56	-158.48	-162.92	-175.75
Toms River, NJ	CO	Maintenance	100	0.00	0.77	-5.62	-5.02	-4.98	-4.98	-5.06	-5.07	-5.06	-5.07
Tooele County, UT	SO _x	Nonattainment	100	0.00	2.60	-19.12	-17.08	-16.93	-16.94	-17.21	-17.25	-17.21	-17.25
Trenton, NJ	CO	Maintenance	100	0.00	2.13	-15.63	-13.97	-13.84	-13.85	-14.07	-14.10	-14.07	-14.10
Trona, CA	PM ₁₀	Moderate	100	0.00	0.05	-0.36	-0.32	-0.32	-0.32	-0.33	-0.33	-0.33	-0.33
Tucson, AZ	CO	Maintenance	100	0.00	17.98	-131.96	-117.94	-116.90	-116.94	-118.79	-119.08	-118.79	-119.08
Utah County, UT	PM ₁₀	Moderate	100	0.00	7.13	-52.32	-46.76	-46.35	-46.37	-47.10	-47.22	-47.10	-47.22
Vancouver, WA	CO	Maintenance	100	0.00	8.19	-60.14	-53.75	-53.27	-53.29	-54.13	-54.26	-54.13	-54.26
Ventura County, CA	Ozone	Serious	50	0.00	10.62	-80.98	-72.62	-72.00	-72.05	-73.23	-73.45	-73.35	-73.73
Vermillion County, IN	PM ₁₀	Maintenance	100	0.00	0.29	-2.11	-1.89	-1.87	-1.87	-1.90	-1.91	-1.90	-1.91
Vigo County, IN	SO _x	Maintenance	100	0.00	3.57	-26.20	-23.42	-23.21	-23.22	-23.59	-23.64	-23.59	-23.64
Wallula, WA	PM ₁₀	Maintenance	100	0.00	0.00	0.00	0.00	0.00	0.00	0.00	0.00	0.00	0.00
Waltham, MA	CO	Maintenance	100	0.00	1.12	-8.22	-7.35	-7.28	-7.29	-7.40	-7.42	-7.40	-7.42
Warren County, NJ	SO _x	Maintenance	100	0.00	1.10	-8.09	-7.23	-7.16	-7.17	-7.28	-7.30	-7.28	-7.30
Warren County, PA	SO _x	Nonattainment	100	0.00	0.35	-2.79	-2.51	-2.49	-2.49	-2.54	-2.55	-2.54	-2.57
Washington County (Hagerstown), MD	Ozone	Former Subpart 1	50	0.00	3.88	-28.48	-25.45	-25.23	-25.23	-25.63	-25.70	-25.63	-25.70
Washington, DC-MD-VA	CO	Maintenance	100	0.00	154.13	-1131.12	-1010.93	-1002.04	-1002.33	-1018.21	-1020.69	-1018.21	-1020.69
Washington, DC-MD-VA	Ozone	Moderate	50	0.00	154.13	-1131.12	-1010.94	-1002.05	-1002.33	-1018.21	-1020.69	-1018.21	-1020.69
Washington, DC-MD-VA	PM _{2.5}	Nonattainment	100	0.00	154.13	-1131.12	-1010.94	-1002.05	-1002.33	-1018.21	-1020.69	-1018.21	-1020.69
Washoe County, NV	PM ₁₀	Serious	70	0.00	3.70	-27.15	-24.26	-24.05	-24.06	-24.44	-24.50	-24.44	-24.50
Waterford Township (Washington County), OH	SO _x	Maintenance	100	0.00	0.18	-1.31	-1.17	-1.16	-1.16	-1.18	-1.18	-1.18	-1.18
Wayne County, IN	SO _x	Maintenance	100	0.00	2.38	-17.49	-15.63	-15.50	-15.50	-15.75	-15.79	-15.75	-15.79
Wayne County, MI	PM ₁₀	Maintenance	100	0.00	0.91	-24.18	-22.97	-22.90	-23.07	-23.66	-23.95	-24.34	-25.57
Weirton, WV	PM ₁₀	Maintenance	100	0.00	0.40	-2.94	-2.63	-2.60	-2.60	-2.64	-2.65	-2.64	-2.65
Weirton, WV	SO _x	Maintenance	100	0.00	0.40	-2.94	-2.63	-2.60	-2.60	-2.64	-2.65	-2.64	-2.65
Wheeling, WV-OH	Ozone	Maintenance	100	0.00	11.31	-82.99	-74.17	-73.52	-73.54	-74.70	-74.88	-74.70	-74.88
Wheeling, WV-OH	PM _{2.5}	Nonattainment	100	0.00	11.31	-82.99	-74.17	-73.52	-73.54	-74.70	-74.88	-74.70	-74.88
Winston-Salem, NC	CO	Maintenance	100	0.00	10.55	-77.80	-69.56	-68.95	-68.97	-70.07	-70.25	-70.09	-70.28
Worcester, MA	CO	Maintenance	100	0.00	5.27	-38.69	-34.58	-34.27	-34.28	-34.83	-34.91	-34.83	-34.91
Yakima County, WA	PM ₁₀	Maintenance	100	0.00	2.37	-17.42	-15.57	-15.43	-15.43	-15.68	-15.72	-15.68	-15.72
Yakima, WA	CO	Maintenance	100	0.00	1.01	-7.41	-6.62	-6.56	-6.56	-6.67	-6.68	-6.67	-6.68
York, PA	Ozone	Maintenance	100	0.00	19.24	-141.47	-126.46	-125.35	-125.39	-127.38	-127.69	-127.39	-127.72
York, PA	PM _{2.5}	Nonattainment	100	0.00	19.24	-141.47	-126.46	-125.35	-125.39	-127.38	-127.69	-127.39	-127.72
Youngstown-Warren-Sharon, OH-PA	Ozone	Maintenance	100	0.00	21.82	-160.15	-143.13	-141.88	-141.92	-144.16	-144.52	-144.16	-144.52
Yuma, AZ	PM ₁₀	Moderate	100	0.00	5.00	-36.73	-32.82	-32.54	-32.54	-33.06	-33.14	-33.06	-33.14

^{a/} Negative emissions changes indicate reductions; positive emissions changes are increases. Values of less than 0.005 tons/year are rounded to zero.

^{b/} Preferred Alternative

^{c/} Pollutants for which the area is designated nonattainment or maintenance as of 2010. Source: 40 CFR 81.

^{d/} Emissions thresholds in tons/year of: CO in CO maintenance and nonattainment areas; VOC or NO_x in ozone maintenance and nonattainment areas; primary PM_{2.5} in PM_{2.5} maintenance and nonattainment areas; primary PM₁₀ in PM₁₀ maintenance and nonattainment areas; and SO₂ in SO₂ maintenance and nonattainment areas. Source: 40 CFR § 93.153. These thresholds are provided for information only; a general conformity determination is not required for the proposed actions. (See section 3.3.1.)

Source: EPA (U.S. Environmental Protection Agency). 2010. The Green Book Nonattainment Areas. Washington, District of Columbia. Last Revised: June 16, 2010. U.S. Environmental Protection Agency. Available: <http://www.epa.gov/oaqps001/greenbk/>. Accessed: August 6, 2010.

Table D1-15 Emission Changes <u>a/</u> by Nonattainment Area with Alternative Standards for HD Vehicles Carbon Monoxide (CO) 2050													
Nonattainment Area	Pollutant	Status <u>c/</u>	General Conformity Threshold <u>d/</u>	Emissions Changes for Proposed Alternatives (tons/year)									
				Alt. 1	Alt. 2	Alt. 3	Alt. 4	Alt. 6A	Alt. 5	Alt. 6 <u>b/</u>	Alt. 7	Alt. 6B	Alt. 8
				No Action	Engine Only	Class 8 Tractors	Engines & Classes 7-8 Tractors	15% below Preferred Alternative Stringency	Engines, Classes 7-8 Tractors, & Classes 2b-3	Engines, Tractors, & Classes 2b-8	Engines, Tractors, & Truck, & Trailers	20% above Preferred Alternative Stringency	Accelerated Hybrid Adoption
Addison Township (Gallia County), OH	SO _x	Maintenance	100	0.00	0.10	-0.67	-0.59	-0.59	-0.59	-0.59	-0.60	-0.60	-0.60
Ajo (Pima County), AZ	PM ₁₀	Moderate	100	0.00	0.22	-1.45	-1.27	-1.27	-1.27	-1.27	-1.29	-1.29	-1.29
Ajo (Pima County), AZ	SO _x	Maintenance	100	0.00	0.16	-1.52	-1.38	-1.38	-1.38	-1.39	-1.42	-1.43	-1.44
Albany-Schenectady-Troy, NY	Ozone	Former Subpart 1	50	0.00	27.14	-176.10	-154.23	-154.19	-154.23	-154.23	-156.60	-156.99	-157.01
Albuquerque, NM	CO	Maintenance	100	0.00	21.42	-138.82	-121.56	-121.53	-121.56	-121.56	-123.42	-123.73	-123.73
Allegan County, MI	Ozone	Former Subpart 1	50	0.00	10.15	-65.78	-57.60	-57.59	-57.60	-57.60	-58.49	-58.63	-58.63
Allentown-Bethlehem-Easton, PA	Ozone	Maintenance	100	0.00	24.19	-157.12	-137.62	-137.58	-137.62	-137.62	-139.74	-140.09	-139.75
Altoona, PA	Ozone	Maintenance	100	0.00	3.68	-23.87	-20.91	-20.90	-20.91	-20.91	-21.23	-21.28	-21.28
Amador and Calveras Counties (Central Mountain), CA	Ozone	Former Subpart 1	50	0.00	4.73	-30.64	-26.83	-26.82	-26.83	-26.83	-27.24	-27.31	-27.31
Anchorage, AK	CO	Maintenance	100	0.00	2.83	-18.37	-16.08	-16.08	-16.08	-16.08	-16.33	-16.37	-16.37
Anthony, NM	PM ₁₀	Moderate	100	0.00	0.24	-1.85	-1.65	-1.65	-1.65	-1.65	-1.68	-1.69	-1.70
Armstrong County, PA	SO _x	Nonattainment	100	0.00	0.17	-1.12	-0.98	-0.98	-0.98	-0.98	-0.99	-0.99	-0.99
Aspen, CO	PM ₁₀	Maintenance	100	0.00	0.29	-1.90	-1.66	-1.66	-1.66	-1.66	-1.69	-1.69	-1.69
Atlanta, GA	Ozone	Moderate	50	0.00	588.81	-3817.06	-3342.67	-3341.72	-3342.69	-3342.69	-3393.88	-3402.22	-3393.91
Atlanta, GA	PM _{2.5}	Nonattainment	100	0.00	588.81	-3817.06	-3342.67	-3341.72	-3342.69	-3342.69	-3393.88	-3402.22	-3393.91
Atlantic City, NJ	CO	Maintenance	100	0.00	0.57	-3.70	-3.24	-3.24	-3.24	-3.24	-3.29	-3.30	-3.29
Bakersfield, CA	CO	Maintenance	100	0.00	14.12	-98.48	-86.89	-86.92	-87.02	-87.02	-88.49	-88.80	-88.81
Baltimore, MD	CO	Maintenance	100	0.00	115.08	-747.34	-654.59	-654.41	-654.62	-654.62	-664.67	-666.32	-664.73
Baltimore, MD	Ozone	Moderate	50	0.00	115.05	-747.37	-654.64	-654.46	-654.67	-654.67	-664.73	-666.38	-664.80
Baltimore, MD	PM _{2.5}	Nonattainment	100	0.00	115.05	-747.37	-654.64	-654.46	-654.67	-654.67	-664.73	-666.38	-664.80
Baton Rouge, LA	Ozone	Moderate	50	0.00	-65.87	-311.75	-342.57	-348.27	-355.97	-355.97	-376.44	-387.15	-410.00
Beaumont-Port Arthur, TX	Ozone	Moderate	50	0.00	-23.85	-156.99	-166.83	-169.22	-172.48	-172.48	-181.45	-186.03	-195.61
Benton County, TN	SO _x	Maintenance	100	0.00	0.14	-0.88	-0.77	-0.77	-0.77	-0.77	-0.78	-0.79	-0.78
Benton Harbor, MI	Ozone	Maintenance	100	0.00	10.31	-66.91	-58.61	-58.59	-58.61	-58.61	-59.51	-59.66	-59.52
Benzie County, MI	Ozone	Maintenance	100	0.00	1.70	-11.02	-9.65	-9.65	-9.65	-9.65	-9.80	-9.82	-9.80
Berkeley and Jefferson Counties, WV	Ozone	Maintenance	100	0.00	9.82	-63.65	-55.74	-55.72	-55.74	-55.74	-56.59	-56.73	-56.59
Billings, MT	CO	Maintenance	100	0.00	-13.53	-39.20	-46.28	-47.26	-48.58	-48.58	-51.90	-53.71	-57.67
Birmingham, AL	Ozone	Maintenance	100	0.00	67.78	-445.34	-390.55	-390.49	-390.66	-390.66	-396.77	-397.82	-397.04
Birmingham, AL	PM _{2.5}	Nonattainment	100	0.00	67.78	-445.34	-390.55	-390.49	-390.66	-390.66	-396.77	-397.82	-397.04
Boise-Northern Ada County, ID	CO	Maintenance	100	0.00	25.65	-166.98	-146.29	-146.25	-146.30	-146.30	-148.56	-148.93	-148.59
Boise-Northern Ada County, ID	PM ₁₀	Maintenance	100	0.00	25.65	-166.98	-146.29	-146.25	-146.30	-146.30	-148.56	-148.93	-148.59
Bonner County (Sandpoint), ID	PM ₁₀	Moderate	100	0.00	0.73	-4.73	-4.14	-4.14	-4.14	-4.14	-4.20	-4.21	-4.20
Boston, MA	CO	Maintenance	100	0.00	24.53	-158.98	-139.22	-139.18	-139.22	-139.22	-141.35	-141.70	-141.35
Boston-Lawrence-Worcester (eastern MA), MA	Ozone	Moderate	50	0.00	163.31	-1060.85	-929.21	-928.96	-929.25	-929.25	-943.53	-945.88	-943.64
Boston-Manchester-Portsmouth (southeast NH), NH	Ozone	Moderate	50	0.00	26.23	-169.98	-148.85	-148.81	-148.85	-148.85	-151.13	-151.50	-151.13
Boyd County (part), KY	SO _x	Maintenance	100	0.00	0.44	-2.84	-2.49	-2.49	-2.49	-2.49	-2.53	-2.53	-2.53
Buffalo-Niagara Falls, NY	Ozone	Former Subpart 1	50	0.00	25.14	-162.91	-142.66	-142.62	-142.66	-142.66	-144.85	-145.20	-144.85
Burlington, NJ	CO	Maintenance	100	0.00	0.22	-1.42	-1.24	-1.24	-1.24	-1.24	-1.26	-1.26	-1.26
Butte, MT	PM ₁₀	Moderate	100	0.00	0.99	-6.39	-5.60	-5.59	-5.60	-5.60	-5.68	-5.70	-5.68
Canon City, CO	PM ₁₀	Maintenance	100	0.00	0.81	-5.23	-4.58	-4.57	-4.58	-4.58	-4.65	-4.66	-4.65
Canton-Massillon, OH	Ozone	Maintenance	100	0.00	21.49	-171.29	-153.02	-153.22	-153.60	-153.60	-156.60	-157.41	-158.05
Canton-Massillon, OH	PM _{2.5}	Nonattainment	100	0.00	21.49	-171.29	-153.02	-153.22	-153.60	-153.60	-156.60	-157.41	-158.05
Case County, MI	Ozone	Maintenance	100	0.00	2.68	-17.52	-15.35	-15.35	-15.35	-15.35	-15.59	-15.63	-15.59

Table D1-15 Emission Changes μ / by Nonattainment Area with Alternative Standards for HD Vehicles Carbon Monoxide (CO) 2050													
Nonattainment Area	Pollutant	Status c/	General Conformity Threshold d/	Emissions Changes for Proposed Alternatives (tons/year)									
				Alt. 1	Alt. 2	Alt. 3	Alt. 4	Alt. 6A	Alt. 5	Alt. 6 b/	Alt. 7	Alt. 6B	Alt. 8
				No Action	Engine Only	Class 8 Tractors	Engines & Classes 7-8 Tractors	15% below Preferred Alternative Stringency	Engines, Classes 7-8 Tractors, & Classes 2b-3	Engines, Tractors, & Classes 2b-8	Engines, Tractors, & Truck, & Trailers	20% above Preferred Alternative Stringency	Accelerated Hybrid Adoption
Center Township (Morgan County), OH	SO _x	Maintenance	100	0.00	0.05	-0.30	-0.26	-0.26	-0.26	-0.26	-0.26	-0.26	-0.26
Central Steptoe Valley (White Pine County), NV	SO _x	Maintenance	100	0.00	0.08	-0.55	-0.48	-0.48	-0.48	-0.48	-0.49	-0.49	-0.49
Charleston, WV	Ozone	Maintenance	100	0.00	27.81	-180.26	-157.85	-157.81	-157.85	-160.27	-160.66	-160.27	-160.66
Charleston, WV	PM _{2.5}	Nonattainment	100	0.00	27.81	-180.26	-157.85	-157.81	-157.85	-160.27	-160.66	-160.27	-160.66
Charlotte, NC	CO	Maintenance	100	0.00	32.33	-209.53	-183.49	-183.44	-183.49	-186.30	-186.75	-186.30	-186.75
Charlotte-Gastonia-Rock Hill, NC-SC	Ozone	Moderate	50	0.00	73.61	-477.12	-417.82	-417.70	-417.82	-424.22	-425.26	-424.22	-425.26
Chattanooga, TN-GA-AL	PM _{2.5}	Nonattainment	100	0.00	24.95	-161.72	-141.62	-141.58	-141.62	-143.79	-144.14	-143.79	-144.14
Chattanooga, TN-GA	Ozone	Former Subpart 1	50	0.00	23.64	-153.23	-134.19	-134.15	-134.19	-136.24	-136.58	-136.25	-136.58
Chicago-Gary-Lake County, IL-IN	Ozone	Moderate	50	0.00	683.89	-5390.59	-4810.78	-4816.91	-4828.15	-4921.55	-4946.32	-4965.08	-5071.68
Chicago-Gary-Lake County, IL-IN	PM _{2.5}	Nonattainment	100	0.00	683.89	-5390.59	-4810.78	-4816.91	-4828.15	-4921.55	-4946.32	-4965.08	-5071.68
Chico, CA	CO	Maintenance	100	0.00	10.05	-65.11	-57.02	-57.00	-57.02	-57.89	-58.03	-57.89	-58.03
Chico, CA	Ozone	Former Subpart 1	50	0.00	10.05	-65.11	-57.02	-57.00	-57.02	-57.89	-58.03	-57.89	-58.03
Cincinnati-Hamilton, OH-KY-IN	Ozone	Former Subpart 1	50	0.00	191.56	-1241.56	-1087.24	-1086.93	-1087.24	-1103.88	-1106.59	-1103.88	-1106.59
Cincinnati-Hamilton, OH-KY-IN	PM _{2.5}	Nonattainment	100	0.00	191.56	-1241.56	-1087.24	-1086.93	-1087.24	-1103.88	-1106.59	-1103.88	-1106.59
Clairton & 4 Boroughs, PA	PM ₁₀	Maintenance	100	0.00	0.25	-2.06	-1.85	-1.85	-1.86	-1.89	-1.90	-1.91	-1.96
Clark County, NV	PM ₁₀	Serious	70	0.00	8.41	-54.48	-47.71	-47.70	-47.71	-48.44	-48.56	-48.44	-48.56
Clarksville-Hopkinsville, TN-KY	Ozone	Maintenance	100	0.00	15.78	-102.27	-89.55	-89.53	-89.55	-90.92	-91.15	-90.92	-91.15
Clearfield and Indiana Counties, PA	Ozone	Maintenance	100	0.00	13.16	-85.31	-74.70	-74.68	-74.70	-75.85	-76.03	-75.85	-76.03
Cleveland, OH	CO	Maintenance	100	0.00	37.00	-239.82	-210.01	-209.95	-210.01	-213.23	-213.75	-213.23	-213.75
Cleveland-Akron-Lorain, OH	Ozone	Maintenance	100	0.00	249.23	-1615.39	-1414.60	-1414.19	-1414.60	-1436.26	-1439.78	-1436.26	-1439.78
Cleveland-Akron-Lorain, OH	PM _{2.5}	Nonattainment	100	0.00	249.23	-1615.39	-1414.60	-1414.19	-1414.60	-1436.26	-1439.78	-1436.26	-1439.78
Coachella Valley, CA	PM ₁₀	Serious	70	0.00	15.83	-102.61	-89.86	-89.83	-89.86	-91.23	-91.46	-91.23	-91.46
Colbert County, AL	SO _x	Maintenance	100	0.00	2.22	-14.37	-12.59	-12.58	-12.59	-12.78	-12.81	-12.78	-12.81
Colorado Springs, CO	CO	Maintenance	100	0.00	16.90	-112.00	-98.31	-98.30	-98.36	-99.91	-100.19	-100.02	-100.51
Columbia Falls, MT	PM ₁₀	Moderate	100	0.00	0.27	-1.74	-1.52	-1.52	-1.52	-1.54	-1.55	-1.54	-1.55
Columbia, SC	Ozone	Former Subpart 1	50	0.00	33.92	-219.87	-192.54	-192.48	-192.54	-195.49	-195.97	-195.49	-195.97
Columbus, OH	Ozone	Maintenance	100	0.00	184.59	-1196.42	-1047.71	-1047.41	-1047.71	-1063.75	-1066.36	-1063.75	-1066.36
Columbus, OH	PM _{2.5}	Nonattainment	100	0.00	184.59	-1196.42	-1047.71	-1047.41	-1047.71	-1063.75	-1066.36	-1063.75	-1066.36
Conewango Township (Warren County), PA	SO _x	Maintenance	100	0.00	0.08	-0.79	-0.72	-0.73	-0.73	-0.75	-0.75	-0.76	-0.79
Coso Junction, CA	PM ₁₀	Moderate	100	0.00	0.01	-0.06	-0.05	-0.05	-0.05	-0.05	-0.05	-0.05	-0.05
Cuyahoga County, OH	PM ₁₀	Maintenance	100	0.00	68.24	-442.32	-387.34	-387.23	-387.34	-393.27	-394.23	-393.27	-394.23
Cuyahoga County, OH	SO _x	Maintenance	100	0.00	68.24	-442.32	-387.34	-387.23	-387.34	-393.27	-394.23	-393.27	-394.23
Dallas-Fort Worth, TX	Ozone	Moderate	50	0.00	181.34	-1176.90	-1030.77	-1030.48	-1030.80	-1046.61	-1049.20	-1046.68	-1049.41
Dayton-Springfield, OH	Ozone	Maintenance	100	0.00	75.06	-486.48	-426.01	-425.88	-426.01	-432.53	-433.59	-432.53	-433.59
Dayton-Springfield, OH	PM _{2.5}	Nonattainment	100	0.00	75.06	-486.48	-426.01	-425.88	-426.01	-432.53	-433.59	-432.53	-433.59
Denver Metro, CO	PM ₁₀	Maintenance	100	0.00	72.96	-539.68	-478.89	-479.28	-480.11	-488.81	-490.90	-491.85	-499.64
Denver-Boulder, CO	CO	Maintenance	100	0.00	68.93	-513.58	-456.04	-456.43	-457.25	-465.61	-467.64	-468.65	-476.38
Denver-Boulder-Greeley-Fort Collins-Loveland, CO	Ozone	Former Subpart 1	50	0.00	94.49	-679.27	-601.13	-601.48	-602.34	-612.92	-615.31	-615.96	-624.06
Detroit, MI	CO	Maintenance	100	0.00	84.32	-570.52	-501.87	-501.91	-502.31	-510.48	-512.05	-511.57	-515.20
Detroit-Ann Arbor, MI	Ozone	Maintenance	100	0.00	592.22	-3864.05	-3386.16	-3385.39	-3386.63	-3439.00	-3447.78	-3440.16	-3451.12
Detroit-Ann Arbor, MI	PM _{2.5}	Nonattainment	100	0.00	592.22	-3864.05	-3386.16	-3385.39	-3386.63	-3439.00	-3447.78	-3440.16	-3451.12
Door County, WI	Ozone	Former Subpart 1	50	0.00	2.20	-14.27	-12.49	-12.49	-12.49	-12.69	-12.72	-12.69	-12.72
Douglas (Cochise County), AZ	PM ₁₀	Moderate	100	0.00	2.69	-17.41	-15.25	-15.24	-15.25	-15.48	-15.52	-15.48	-15.52

Table D1-15 Emission Changes <u>a</u> / by Nonattainment Area with Alternative Standards for HD Vehicles Carbon Monoxide (CO) 2050													
Nonattainment Area	Pollutant	Status <u>c</u> /	General Conformity Threshold <u>d</u> /	Emissions Changes for Proposed Alternatives (tons/year)									
				Alt. 1	Alt. 2	Alt. 3	Alt. 4	Alt. 6A	Alt. 5	Alt. 6 <u>b</u> /	Alt. 7	Alt. 6B	Alt. 8
				No Action	Engine Only	Class 8 Tractors	Engines & Classes 7-8 Tractors	15% below Preferred Alternative Stringency	Engines, Classes 7-8 Tractors, & Classes 2b-3	Engines, Tractors, & Classes 2b-8	Engines, Tractors, & Trucks, & Trailers	20% above Preferred Alternative Stringency	Accelerated Hybrid Adoption
Douglas (Cochise County), AZ	SO _x	Maintenance	100	0.00	2.69	-17.41	-15.25	-15.24	-15.24	-15.25	-15.48	-15.52	-15.52
Duluth, MN	CO	Maintenance	100	0.00	3.13	-20.30	-17.77	-17.77	-17.77	-17.77	-18.05	-18.09	-18.09
Eagle River, AK	PM ₁₀	Moderate	100	0.00	0.18	-1.16	-1.02	-1.02	-1.02	-1.02	-1.03	-1.03	-1.03
East Chicago, IN	CO	Maintenance	100	0.00	9.02	-59.29	-51.99	-51.99	-51.99	-52.01	-52.82	-52.96	-53.07
East Chicago, IN	PM ₁₀	Maintenance	100	0.00	-55.34	-129.22	-159.11	-162.89	-167.96	-167.96	-180.46	-187.36	-251.21
East Helena Area (Lewis and Clark County), MT	SO _x	Nonattainment	100	0.00	0.05	-0.32	-0.28	-0.28	-0.28	-0.28	-0.29	-0.29	-0.29
El Paso County, TX	PM ₁₀	Moderate	100	0.00	4.49	-67.30	-62.54	-62.82	-62.82	-63.23	-64.97	-65.64	-70.64
El Paso, TX	CO	Maintenance	100	0.00	0.54	-3.79	-3.34	-3.34	-3.34	-3.35	-3.40	-3.41	-3.45
Erie, PA	Ozone	Maintenance	100	0.00	11.34	-73.79	-64.65	-64.63	-64.63	-64.65	-65.65	-65.81	-65.85
Essex County (Whiteface Mountain), NY	Ozone	Former Subpart 1	50	0.00	0.06	-0.39	-0.34	-0.34	-0.34	-0.34	-0.35	-0.35	-0.35
Eugene-Springfield, OR	CO	Maintenance	100	0.00	15.77	-102.18	-89.48	-89.45	-89.45	-89.48	-90.85	-91.07	-91.07
Eugene-Springfield, OR	PM ₁₀	Moderate	100	0.00	15.77	-102.18	-89.48	-89.45	-89.45	-89.48	-90.85	-91.07	-91.07
Evansville, IN	Ozone	Maintenance	100	0.00	33.87	-219.56	-192.27	-192.21	-192.21	-192.27	-195.21	-195.69	-195.69
Evansville, IN	PM _{2.5}	Nonattainment	100	0.00	33.87	-219.56	-192.27	-192.21	-192.21	-192.27	-195.21	-195.69	-195.69
Fairbanks, AK	CO	Maintenance	100	0.00	0.62	-4.03	-3.53	-3.53	-3.53	-3.53	-3.58	-3.59	-3.59
Fayetteville, NC	Ozone	Former Subpart 1	50	0.00	11.02	-71.42	-62.55	-62.53	-62.53	-62.55	-63.50	-63.66	-63.66
Flathead County; Whitefish and vicinity, MT	PM ₁₀	Moderate	100	0.00	0.35	-2.26	-1.98	-1.97	-1.97	-1.98	-2.01	-2.01	-2.01
Flint, MI	Ozone	Maintenance	100	0.00	31.92	-208.47	-182.71	-182.67	-182.74	-182.74	-185.57	-186.04	-186.25
Follansbee, WV	PM ₁₀	Maintenance	100	0.00	0.02	-0.15	-0.13	-0.13	-0.13	-0.13	-0.14	-0.14	-0.14
Fort Collins, CO	CO	Maintenance	100	0.00	5.89	-38.19	-33.44	-33.43	-33.43	-33.44	-33.96	-34.04	-34.04
Fort Hall Reservation, ID	PM ₁₀	Moderate	100	0.00	0.02	-0.14	-0.12	-0.12	-0.12	-0.12	-0.12	-0.12	-0.12
Fort Wayne, IN	Ozone	Maintenance	100	0.00	20.04	-129.87	-113.73	-113.70	-113.70	-113.73	-115.47	-115.76	-115.76
Franklin County, PA	Ozone	Maintenance	100	0.00	9.40	-60.91	-53.34	-53.32	-53.34	-53.34	-54.16	-54.29	-54.29
Franklin Township (Coshocton County), OH	SO _x	Maintenance	100	0.00	0.04	-0.26	-0.23	-0.23	-0.23	-0.23	-0.23	-0.23	-0.23
Frederick County, VA	Ozone	Former Subpart 1	50	0.00	5.63	-36.50	-31.96	-31.95	-31.95	-31.96	-32.45	-32.53	-32.53
Fredericksburg, VA	Ozone	Maintenance	100	0.00	11.68	-75.68	-66.28	-66.26	-66.28	-66.28	-67.29	-67.46	-67.46
Freehold, NJ	CO	Maintenance	100	0.00	0.29	-1.89	-1.66	-1.66	-1.66	-1.66	-1.68	-1.69	-1.69
Fresno, CA	CO	Maintenance	100	0.00	18.58	-120.92	-105.94	-105.91	-105.91	-105.95	-107.58	-107.85	-107.92
Grand Rapids, MI	Ozone	Maintenance	100	0.00	54.77	-355.04	-310.91	-310.82	-310.82	-310.91	-315.67	-316.45	-316.45
Granite City, Nameoki Townships, IL	PM ₁₀	Maintenance	100	0.00	1.95	-12.71	-11.14	-11.14	-11.14	-11.14	-11.31	-11.34	-11.35
Grant County, NM	SO _x	Maintenance	100	0.00	0.10	-0.63	-0.55	-0.55	-0.55	-0.55	-0.56	-0.56	-0.56
Grants Pass, OR	CO	Maintenance	100	0.00	1.34	-8.68	-7.60	-7.60	-7.60	-7.60	-7.72	-7.74	-7.74
Grants Pass, OR	PM ₁₀	Maintenance	100	0.00	1.34	-8.68	-7.60	-7.60	-7.60	-7.60	-7.72	-7.74	-7.74
Great Falls, MT	CO	Maintenance	100	0.00	0.75	-4.86	-4.26	-4.25	-4.25	-4.26	-4.32	-4.33	-4.33
Greater Connecticut, CT	Ozone	Moderate	50	0.00	31.37	-206.12	-180.76	-180.73	-180.73	-180.81	-183.64	-184.13	-184.49
Greeley, CO	CO	Maintenance	100	0.00	4.66	-30.20	-26.45	-26.44	-26.44	-26.45	-26.85	-26.92	-26.92
Green Bay, WI	SO _x	Maintenance	100	0.00	5.50	-35.62	-31.19	-31.18	-31.18	-31.19	-31.67	-31.75	-31.75
Greene County, IN	Ozone	Maintenance	100	0.00	2.68	-17.34	-15.19	-15.18	-15.19	-15.19	-15.42	-15.46	-15.46
Greene County, PA	Ozone	Maintenance	100	0.00	1.62	-10.47	-9.17	-9.17	-9.17	-9.17	-9.31	-9.33	-9.33
Greensboro-Winston Salem-High Point, NC	Ozone	Marginal	50	0.00	94.03	-609.98	-534.21	-534.06	-534.06	-534.22	-542.41	-543.75	-543.82
Greensboro-Winston salem-High Point, NC	PM _{2.5}	Nonattainment	100	0.00	94.03	-609.98	-534.21	-534.06	-534.06	-534.22	-542.41	-543.75	-543.82
Greenville-Spartanburg-Anderson, SC	Ozone	Former Subpart 1	50	0.00	44.19	-286.96	-251.34	-251.28	-251.28	-251.35	-255.21	-255.85	-255.92
Groveland Township (Tazewell County), IL	SO _x	Maintenance	100	0.00	1.21	-7.85	-6.88	-6.88	-6.88	-6.88	-6.98	-7.00	-7.00

Table D1-15 Emission Changes <u>a/</u> by Nonattainment Area with Alternative Standards for HD Vehicles Carbon Monoxide (CO) 2050													
Nonattainment Area	Pollutant	Status <u>c/</u>	General Conformity Threshold <u>d/</u>	Emissions Changes for Proposed Alternatives (tons/year)									
				Alt. 1	Alt. 2	Alt. 3	Alt. 4	Alt. 6A	Alt. 5	Alt. 6 <u>b/</u>	Alt. 7	Alt. 6B	Alt. 8
				No Action	Engine Only	Class 8 Tractors	Engines & Classes 7-8 Tractors	15% below Preferred Alternative Stringency	Engines, Classes 7-8 Tractors, & Classes 2b-3	Engines, Tractors, & Classes 2b-8	Engines, Tractors, & Trucks, & Trailers	20% above Preferred Alternative Stringency	Accelerated Hybrid Adoption
Hancock-Knox-Lincoln-Waldo Counties, ME	Ozone	Maintenance	100	0.00	5.20	-33.72	-29.53	-29.52	-29.53	-29.98	-30.05	-29.98	-30.05
Harrisburg-Lebanon-Carlisle, PA	Ozone	Maintenance	100	0.00	101.06	-655.43	-574.00	-573.84	-574.01	-582.81	-584.24	-582.82	-584.29
Harrisburg-Lebanon-Carlisle, PA	PM _{2.5}	Nonattainment	100	0.00	101.06	-655.43	-574.00	-573.84	-574.01	-582.81	-584.24	-582.82	-584.29
Hartford-New Britain-Middletown, CT	CO	Maintenance	100	0.00	21.52	-140.62	-123.24	-123.22	-123.26	-125.17	-125.49	-125.22	-125.64
Hayden (Pinal County), AZ	SO _x	Nonattainment	100	0.00	0.40	-2.57	-2.25	-2.25	-2.25	-2.29	-2.29	-2.29	-2.29
Hayden/Miami, AZ	PM ₁₀	Moderate	100	0.00	1.40	-9.06	-7.94	-7.93	-7.94	-8.06	-8.08	-8.06	-8.08
Haywood and Swain Counties (Great Smoky Mountain NP), NC	Ozone	Maintenance	100	0.00	0.27	-1.77	-1.55	-1.55	-1.55	-1.57	-1.58	-1.57	-1.58
Hazelwood, PA	SO _x	Maintenance	100	0.00	1.04	-7.15	-6.30	-6.30	-6.31	-6.41	-6.44	-6.43	-6.49
Hickory, NC	PM _{2.5}	Nonattainment	100	0.00	6.09	-39.45	-34.54	-34.53	-34.54	-35.07	-35.16	-35.07	-35.16
Hickory-Morgantown-Lenoir, NC	Ozone	Former Subpart 1	50	0.00	11.11	-72.01	-63.06	-63.05	-63.06	-64.03	-64.19	-64.03	-64.19
Hollis Township, IL	SO _x	Maintenance	100	0.00	0.10	-0.78	-0.70	-0.70	-0.70	-0.71	-0.71	-0.71	-0.73
Houston-Galveston-Brazoria, TX	Ozone	Severe	25	0.00	33.96	-1252.35	-1193.91	-1201.66	-1212.63	-1252.18	-1268.94	-1299.09	-1404.00
Humphreys County, TN	SO _x	Maintenance	100	0.00	0.44	-2.82	-2.47	-2.47	-2.47	-2.51	-2.52	-2.51	-2.52
Huntington-Ashland, WV-KY-OH	PM _{2.5}	Nonattainment	100	0.00	-49.58	-160.47	-185.91	-189.63	-194.64	-207.42	-214.32	-229.31	-277.36
Huntington-Ashland, WV-KY	Ozone	Maintenance	100	0.00	-56.77	-113.83	-145.06	-148.80	-153.80	-165.95	-172.74	-187.85	-235.79
Huron County, MI	Ozone	Maintenance	100	0.00	1.72	-11.14	-9.76	-9.76	-9.76	-9.91	-9.93	-9.91	-9.93
Imperial County, CA	Ozone	Moderate	50	0.00	8.87	-57.47	-50.33	-50.31	-50.33	-51.10	-51.22	-51.10	-51.22
Imperial Valley, CA	PM ₁₀	Serious	70	0.00	8.68	-56.28	-49.29	-49.27	-49.29	-50.04	-50.16	-50.04	-50.16
Indian Wells, CA	PM ₁₀	Maintenance	100	0.00	0.97	-6.29	-5.51	-5.51	-5.51	-5.60	-5.61	-5.60	-5.61
Indianapolis, IN	CO	Maintenance	100	0.00	197.32	-1278.89	-1119.93	-1119.61	-1119.93	-1137.07	-1139.86	-1137.07	-1139.86
Indianapolis, IN	Ozone	Maintenance	100	0.00	197.32	-1278.89	-1119.93	-1119.61	-1119.93	-1137.07	-1139.86	-1137.07	-1139.86
Indianapolis, IN	PM _{2.5}	Nonattainment	100	0.00	197.32	-1278.89	-1119.93	-1119.61	-1119.93	-1137.07	-1139.86	-1137.07	-1139.86
Jackson County, IN	Ozone	Maintenance	100	0.00	5.55	-35.98	-31.51	-31.50	-31.51	-31.99	-32.07	-31.99	-32.07
Jamestown, NY	Ozone	Former Subpart 1	50	0.00	6.76	-44.14	-38.69	-38.68	-38.69	-39.29	-39.39	-39.30	-39.43
Jefferson County, NY	Ozone	Moderate	50	0.00	4.45	-28.87	-25.28	-25.27	-25.28	-25.67	-25.73	-25.67	-25.73
Jefferson County, OH	PM ₁₀	Maintenance	100	0.00	0.31	-2.03	-1.78	-1.78	-1.78	-1.80	-1.81	-1.80	-1.81
Johnson City-Kingsport-Bristol, TN	Ozone	Former Subpart 1	50	0.00	9.92	-64.30	-56.31	-56.29	-56.31	-57.17	-57.31	-57.17	-57.31
Johnstown, PA	Ozone	Maintenance	100	0.00	5.86	-37.99	-33.27	-33.26	-33.27	-33.78	-33.86	-33.78	-33.86
Johnstown, PA	PM _{2.5}	Nonattainment	100	0.00	5.86	-37.99	-33.27	-33.26	-33.27	-33.78	-33.86	-33.78	-33.86
Juneau, AK	PM ₁₀	Moderate	100	0.00	0.28	-1.84	-1.61	-1.61	-1.61	-1.64	-1.64	-1.64	-1.64
Kalamazoo-Battle Creek, MI	Ozone	Maintenance	100	0.00	31.43	-203.74	-178.42	-178.37	-178.42	-181.15	-181.60	-181.16	-181.60
Kalispell, MT	PM ₁₀	Moderate	100	0.00	1.41	-9.13	-8.00	-8.00	-8.00	-8.12	-8.14	-8.12	-8.14
Kent and Queen Annes Counties, MD	Ozone	Maintenance	100	0.00	3.08	-20.66	-18.16	-18.16	-18.17	-18.47	-18.52	-18.50	-18.61
Kent, WA	PM ₁₀	Maintenance	100	0.00	1.04	-6.77	-5.93	-5.93	-5.93	-6.02	-6.04	-6.02	-6.04
Kern County (Eastern Kern), CA	Ozone	Former Subpart 1	50	0.00	2.51	-16.25	-14.23	-14.23	-14.23	-14.45	-14.48	-14.45	-14.48
Kewaunee County, WI	Ozone	Maintenance	100	0.00	1.39	-9.02	-7.90	-7.90	-7.90	-8.02	-8.04	-8.02	-8.04
King County, WA	PM ₁₀	Maintenance	100	0.00	0.41	-2.63	-2.31	-2.31	-2.31	-2.34	-2.35	-2.34	-2.35
Klamath Falls, OR	CO	Maintenance	100	0.00	3.25	-21.08	-18.46	-18.45	-18.46	-18.74	-18.79	-18.74	-18.79
Klamath Falls, OR	PM ₁₀	Maintenance	100	0.00	3.25	-21.08	-18.46	-18.45	-18.46	-18.74	-18.79	-18.74	-18.79
Knoxville, TN	Ozone	Former Subpart 1	50	0.00	128.93	-835.62	-731.76	-731.55	-731.76	-742.96	-744.78	-742.96	-744.78
Knoxville, TN	PM _{2.5}	Nonattainment	100	0.00	128.93	-835.62	-731.76	-731.55	-731.76	-742.96	-744.78	-742.96	-744.78
La Porte County, IN	SO _x	Maintenance	100	0.00	2.70	-17.56	-15.38	-15.38	-15.38	-15.62	-15.66	-15.62	-15.66
LaGrande, OR	PM ₁₀	Maintenance	100	0.00	0.50	-3.24	-2.83	-2.83	-2.83	-2.88	-2.88	-2.88	-2.88

Table D1-15 Emission Changes <u>a/</u> by Nonattainment Area with Alternative Standards for HD Vehicles Carbon Monoxide (CO) 2050													
Nonattainment Area	Pollutant	Status <u>c/</u>	General Conformity Threshold <u>d/</u>	Emissions Changes for Proposed Alternatives (tons/year)									
				Alt. 1	Alt. 2	Alt. 3	Alt. 4	Alt. 6A	Alt. 5	Alt. 6 <u>b/</u>	Alt. 7	Alt. 6B	Alt. 8
				No Action	Engine Only	Class 8 Tractors	Engines & Classes 7-8 Tractors	15% below Preferred Alternative Stringency	Engines, Classes 7-8 Tractors, & Classes 2b-3	Engines, Tractors, & Classes 2b-8	Engines, Tractors, & Trucks, & Trailers	20% above Preferred Alternative Stringency	Accelerated Hybrid Adoption
Lake County, IN	SO _x	Maintenance	100	0.00	13.03	-85.38	-74.86	-74.85	-74.88	-76.05	-76.24	-76.09	-76.37
Lake County, OH	SO _x	Maintenance	100	0.00	1.76	-11.44	-10.02	-10.01	-10.02	-10.17	-10.20	-10.17	-10.20
Lake County, OR	PM ₁₀	Maintenance	100	0.00	0.20	-1.30	-1.14	-1.14	-1.14	-1.16	-1.16	-1.16	-1.16
Lake Tahoe North Shore, CA	CO	Maintenance	100	0.00	0.68	-4.44	-3.89	-3.89	-3.89	-3.95	-3.96	-3.95	-3.96
Lake Tahoe South Shore, CA	CO	Maintenance	100	0.00	1.76	-11.38	-9.96	-9.96	-9.96	-10.12	-10.14	-10.12	-10.14
Lake Tahoe, NV	CO	Maintenance	100	0.00	0.36	-2.32	-2.03	-2.03	-2.03	-2.06	-2.07	-2.06	-2.07
Lamar, CO	PM ₁₀	Maintenance	100	0.00	0.31	-2.01	-1.76	-1.76	-1.76	-1.79	-1.79	-1.79	-1.79
Lame Deer, MT	PM ₁₀	Moderate	100	0.00	0.08	-0.53	-0.47	-0.47	-0.47	-0.47	-0.47	-0.47	-0.47
Lancaster, PA	Ozone	Maintenance	100	0.00	39.51	-256.48	-224.63	-224.57	-224.64	-228.09	-228.65	-228.11	-228.70
Lancaster, PA	PM _{2.5}	Nonattainment	100	0.00	39.51	-256.48	-224.63	-224.57	-224.64	-228.09	-228.65	-228.11	-228.70
Lane County, OR	PM ₁₀	Moderate	100	0.00	0.04	-0.25	-0.22	-0.22	-0.22	-0.23	-0.23	-0.23	-0.23
Lansing-East Lansing, MI	Ozone	Maintenance	100	0.00	30.41	-197.10	-172.60	-172.55	-172.60	-175.25	-175.68	-175.25	-175.68
LaPorte, IN	Ozone	Maintenance	100	0.00	7.51	-48.82	-42.76	-42.75	-42.76	-43.42	-43.53	-43.42	-43.54
Las Vegas, NV	CO	Serious	100	0.00	16.91	-109.58	-95.96	-95.93	-95.96	-97.43	-97.67	-97.43	-97.67
Las Vegas, NV	Ozone	Former Subpart 1	50	0.00	16.91	-109.58	-95.96	-95.93	-95.96	-97.43	-97.67	-97.43	-97.67
Lauderdale County, AL	SO _x	Maintenance	100	0.00	3.40	-22.07	-19.32	-19.32	-19.32	-19.62	-19.67	-19.62	-19.67
Laurel Area (Yellowstone County), MT	SO _x	Nonattainment	100	0.00	0.07	-0.48	-0.42	-0.42	-0.42	-0.43	-0.43	-0.43	-0.43
Libby, MT	PM ₁₀	Moderate	100	0.00	0.43	-2.81	-2.46	-2.46	-2.46	-2.50	-2.50	-2.50	-2.50
Libby, MT	PM _{2.5}	Nonattainment	100	0.00	0.43	-2.81	-2.46	-2.46	-2.46	-2.50	-2.50	-2.50	-2.50
Liberty-Clairton, PA	PM _{2.5}	Nonattainment	100	0.00	0.25	-2.06	-1.85	-1.85	-1.86	-1.89	-1.90	-1.91	-1.96
Lima, OH	Ozone	Maintenance	100	0.00	-5.56	-52.77	-54.58	-55.26	-56.19	-58.86	-60.18	-62.89	-71.80
Longmont, CO	CO	Maintenance	100	0.00	2.98	-19.32	-16.92	-16.91	-16.92	-17.18	-17.22	-17.18	-17.22
Lorain County, OH	SO _x	Maintenance	100	0.00	2.17	-14.06	-12.31	-12.31	-12.31	-12.50	-12.53	-12.50	-12.53
Los Angeles South Coast Air Basin, CA	CO	Maintenance	100	0.00	1459.17	-10219.01	-9020.53	-9023.92	-9034.34	-9188.14	-9220.78	-9222.75	-9320.43
Los Angeles South Coast Air Basin, CA	NO _x	Maintenance	100	0.00	1459.17	-10219.01	-9020.53	-9023.92	-9034.34	-9188.14	-9220.78	-9222.75	-9320.43
Los Angeles South Coast Air Basin, CA	Ozone	Extreme	10	0.00	1459.17	-10219.01	-9020.53	-9023.92	-9034.34	-9188.14	-9220.78	-9222.75	-9320.43
Los Angeles South Coast Air Basin, CA	PM ₁₀	Serious	70	0.00	1459.17	-10219.01	-9020.53	-9023.92	-9034.34	-9188.14	-9220.78	-9222.75	-9320.43
Los Angeles South Coast Air Basin, CA	PM _{2.5}	Nonattainment	100	0.00	1459.17	-10219.01	-9020.53	-9023.92	-9034.34	-9188.14	-9220.78	-9222.75	-9320.43
Los Angeles-San Bernardino Counties (western Mohave), CA	Ozone	Moderate	50	0.00	15.15	-98.21	-86.00	-85.98	-86.00	-87.32	-87.53	-87.32	-87.53
Louisville, KY-IN	Ozone	Maintenance	100	0.00	123.93	-803.26	-703.41	-703.21	-703.41	-714.18	-715.94	-714.18	-715.94
Louisville, KY-IN	PM _{2.5}	Nonattainment	100	0.00	123.93	-803.26	-703.41	-703.21	-703.41	-714.18	-715.94	-714.18	-715.94
Lowell, MA	CO	Maintenance	100	0.00	3.74	-24.26	-21.25	-21.24	-21.25	-21.57	-21.62	-21.57	-21.62
Lucas County, OH	SO _x	Maintenance	100	0.00	12.45	-80.72	-70.69	-70.66	-70.69	-71.77	-71.94	-71.77	-71.94
Lyons Township, IL	PM ₁₀	Maintenance	100	0.00	3.11	-20.32	-17.81	-17.81	-17.81	-18.09	-18.13	-18.10	-18.16
Macon, GA	Ozone	Maintenance	100	0.00	10.38	-67.28	-58.92	-58.90	-58.92	-59.82	-59.97	-59.82	-59.97
Macon, GA	PM _{2.5}	Nonattainment	100	0.00	10.38	-67.28	-58.92	-58.90	-58.92	-59.82	-59.97	-59.82	-59.97
Madison and Page Counties (Shenandoah NP), VA	Ozone	Maintenance	100	0.00	0.09	-0.60	-0.52	-0.52	-0.52	-0.53	-0.53	-0.53	-0.53
Madison, WI	SO _x	Maintenance	100	0.00	13.88	-89.99	-78.80	-78.78	-78.80	-80.01	-80.20	-80.01	-80.20
Mammoth Lake, CA	PM ₁₀	Moderate	100	0.00	0.48	-3.14	-2.75	-2.74	-2.75	-2.79	-2.79	-2.79	-2.79
Manchester, NH	CO	Maintenance	100	0.00	2.35	-15.22	-13.33	-13.32	-13.33	-13.53	-13.57	-13.53	-13.57
Manitowoc County, WI	Ozone	Former Subpart 1	50	0.00	7.17	-46.45	-40.68	-40.66	-40.68	-41.30	-41.40	-41.30	-41.40
Marion County, IN	SO _x	Maintenance	100	0.00	12.64	-81.91	-71.73	-71.71	-71.73	-72.83	-73.01	-72.83	-73.01
Mariposa and Tuolumne Counties (Southern Mountain), CA	Ozone	Former Subpart 1	50	0.00	2.73	-17.71	-15.51	-15.51	-15.51	-15.75	-15.79	-15.75	-15.79

Table D1-15 Emission Changes μ / by Nonattainment Area with Alternative Standards for HD Vehicles Carbon Monoxide (CO) 2050													
Nonattainment Area	Pollutant	Status c /	General Conformity Threshold d /	Emissions Changes for Proposed Alternatives (tons/year)									
				Alt. 1	Alt. 2	Alt. 3	Alt. 4	Alt. 6A	Alt. 5	Alt. 6 b /	Alt. 7	Alt. 6B	Alt. 8
				No Action	Engine Only	Class 8 Tractors	Engines & Classes 7-8 Tractors	15% below Preferred Alternative Stringency	Engines, Classes 7-8 Tractors, & Classes 2b-3	Engines, Tractors, & Classes 2b-8	Engines, Tractors, & Truck, & Trailers	20% above Preferred Alternative Stringency	Accelerated Hybrid Adoption
Martinsburg, WV-Hagerstown, MD	PM _{2.5}	Nonattainment	100	0.00	13.71	-88.87	-77.83	-77.80	-77.83	-79.02	-79.21	-79.02	-79.21
Mason County, MI	Ozone	Maintenance	100	0.00	1.72	-11.13	-9.74	-9.74	-9.74	-9.89	-9.92	-9.89	-9.92
Medford, OR	CO	Maintenance	100	0.00	3.15	-20.40	-17.86	-17.86	-17.86	-18.14	-18.18	-18.14	-18.18
Medford-Ashland, OR	PM ₁₀	Maintenance	100	0.00	7.57	-49.08	-42.98	-42.97	-42.98	-43.64	-43.75	-43.64	-43.75
Memphis, TN-AR	Ozone	Maintenance	100	0.00	39.01	-294.68	-261.99	-262.24	-262.74	-267.62	-268.83	-269.52	-274.30
Memphis, TN	CO	Maintenance	100	0.00	35.25	-270.26	-240.61	-240.87	-241.36	-245.91	-247.07	-247.81	-252.54
Miami (Gila County), AZ	SO _x	Maintenance	100	0.00	0.97	-6.31	-5.52	-5.52	-5.52	-5.61	-5.62	-5.61	-5.62
Millinocket AQCR 109, ME	SO _x	Maintenance	100	0.00	0.21	-1.55	-1.38	-1.38	-1.38	-1.41	-1.42	-1.42	-1.45
Milwaukee, WI	SO _x	Maintenance	100	0.00	19.17	-124.25	-108.80	-108.77	-108.80	-110.47	-110.74	-110.47	-110.74
Milwaukee-Racine, WI	Ozone	Moderate	50	0.00	81.86	-530.58	-464.63	-464.50	-464.63	-471.75	-472.90	-471.75	-472.90
Minneapolis-St Paul, MN	CO	Maintenance	100	0.00	108.68	-1776.06	-1656.24	-1664.16	-1675.67	-1723.12	-1741.55	-1771.81	-1881.77
Minneapolis-St Paul, MN	SO _x	Maintenance	100	0.00	250.08	-1622.44	-1420.92	-1420.52	-1420.95	-1442.73	-1446.30	-1442.81	-1446.50
Missoula, MT	CO	Maintenance	100	0.00	5.39	-36.26	-31.87	-31.88	-31.90	-32.41	-32.51	-32.47	-32.68
Missoula, MT	PM ₁₀	Moderate	100	0.00	5.39	-36.26	-31.87	-31.88	-31.90	-32.41	-32.51	-32.47	-32.68
Modesto, CA	CO	Maintenance	100	0.00	10.96	-71.03	-62.20	-62.18	-62.20	-63.15	-63.31	-63.15	-63.31
Mohave County, AZ	PM ₁₀	Maintenance	100	0.00	5.29	-34.27	-30.01	-30.00	-30.01	-30.47	-30.55	-30.47	-30.55
Mono Basin, CA	PM ₁₀	Moderate	100	0.00	0.06	-0.42	-0.36	-0.36	-0.36	-0.37	-0.37	-0.37	-0.37
Morenci (Greenlee County), AZ	SO _x	Maintenance	100	0.00	0.09	-0.61	-0.53	-0.53	-0.53	-0.54	-0.54	-0.54	-0.54
Morristown, NJ	CO	Maintenance	100	0.00	0.65	-4.20	-3.68	-3.68	-3.68	-3.73	-3.74	-3.73	-3.74
Muhlenberg County, KY	SO _x	Maintenance	100	0.00	1.26	-8.15	-7.14	-7.14	-7.14	-7.25	-7.26	-7.25	-7.26
Muncie, IN	Ozone	Maintenance	100	0.00	5.97	-38.67	-33.87	-33.86	-33.87	-34.39	-34.47	-34.39	-34.47
Murray County (Chattahoochee NF), GA	Ozone	Maintenance	100	0.00	0.24	-1.58	-1.39	-1.39	-1.39	-1.41	-1.41	-1.41	-1.41
Muscatine County, IA	SO _x	Maintenance	100	0.00	1.09	-7.08	-6.20	-6.20	-6.20	-6.30	-6.31	-6.30	-6.31
Muskegon, MI	Ozone	Maintenance	100	0.00	8.35	-54.12	-47.40	-47.39	-47.40	-48.13	-48.25	-48.13	-48.25
Nashua, NH	CO	Maintenance	100	0.00	1.90	-12.33	-10.80	-10.80	-10.80	-10.96	-10.99	-10.96	-10.99
Nashville, TN	Ozone	Former Subpart 1	50	0.00	106.29	-689.42	-603.77	-603.60	-603.78	-613.04	-614.55	-613.06	-614.62
Nevada County (western part), CA	Ozone	Former Subpart 1	50	0.00	3.27	-21.20	-18.56	-18.56	-18.56	-18.85	-18.89	-18.85	-18.89
New Haven County, CT	PM ₁₀	Maintenance	100	0.00	3.58	-23.20	-20.32	-20.31	-20.32	-20.63	-20.68	-20.63	-20.68
New Haven-Meriden-Waterbury, CT	CO	Maintenance	100	0.00	16.53	-107.52	-94.20	-94.17	-94.20	-95.65	-95.90	-95.67	-95.95
New Manchester-Grant Magisterial District (Hancock County), WV	SO _x	Maintenance	100	0.00	0.18	-1.16	-1.01	-1.01	-1.01	-1.03	-1.03	-1.03	-1.03
New York County, NY	PM ₁₀	Moderate	100	0.00	6.08	-40.06	-35.15	-35.14	-35.16	-35.71	-35.81	-35.74	-35.90
New York-N. New Jersey-Long Island, NY-NJ-CT	CO	Maintenance	100	0.00	402.68	-2650.00	-2324.39	-2324.03	-2325.11	-2361.53	-2367.85	-2363.35	-2373.10
New York-N. New Jersey-Long Island, NY-NJ-CT	PM _{2.5}	Nonattainment	100	0.00	399.94	-2652.97	-2328.94	-2328.75	-2330.04	-2366.95	-2373.57	-2369.71	-2381.52
New York-northern New Jersey-Long Island, NY-NJ-CT	Ozone	Moderate	50	0.00	266.82	-1790.17	-1573.38	-1573.41	-1574.49	-1599.83	-1604.56	-1602.59	-1612.51
Nogales, AZ	PM ₁₀	Moderate	100	0.00	1.76	-11.39	-9.97	-9.97	-9.97	-10.12	-10.15	-10.12	-10.15
Norfolk-Virginia Beach-Newport News, VA	Ozone	Maintenance	100	0.00	-397.56	-616.53	-840.66	-865.46	-898.57	-977.27	-1021.98	-1122.37	-1439.82
Ogden, UT	CO	Maintenance	100	0.00	2.73	-17.67	-15.47	-15.47	-15.47	-15.71	-15.75	-15.71	-15.75
Ogden, UT	PM ₁₀	Moderate	100	0.00	2.73	-17.67	-15.47	-15.47	-15.47	-15.71	-15.75	-15.71	-15.75
Oglesby, IL	PM ₁₀	Maintenance	100	0.00	0.10	-0.66	-0.58	-0.58	-0.58	-0.59	-0.59	-0.59	-0.59
Olmsted County, MN	PM ₁₀	Maintenance	100	0.00	0.77	-5.01	-4.39	-4.38	-4.39	-4.45	-4.46	-4.45	-4.46
Olympia, Tumwater, Lacey, WA	PM ₁₀	Maintenance	100	0.00	4.40	-28.55	-25.00	-24.99	-25.00	-25.38	-25.44	-25.38	-25.44
Owens Valley, CA	PM ₁₀	Serious	70	0.00	0.07	-0.99	-0.92	-0.92	-0.93	-0.95	-0.96	-0.98	-1.03
Pagosa Springs, CO	PM ₁₀	Maintenance	100	0.00	0.01	-0.06	-0.05	-0.05	-0.05	-0.05	-0.05	-0.05	-0.05

Table D1-15 Emission Changes μ by Nonattainment Area with Alternative Standards for HD Vehicles Carbon Monoxide (CO) 2050													
Nonattainment Area	Pollutant	Status $c/$	General Conformity Threshold $d/$	Emissions Changes for Proposed Alternatives (tons/year)									
				Alt. 1	Alt. 2	Alt. 3	Alt. 4	Alt. 6A	Alt. 5	Alt. 6 $b/$	Alt. 7	Alt. 6B	Alt. 8
				No Action	Engine Only	Class 8 Tractors	Engines & Classes 7-8 Tractors	15% below Preferred Alternative Stringency	Engines, Classes 7-8 Tractors, & Classes 2b-3	Engines, Tractors, & Classes 2b-8	Engines, Tractors, & Trucks, & Trailers	20% above Preferred Alternative Stringency	Accelerated Hybrid Adoption
Parkersburg-Marietta, WV-OH	Ozone	Maintenance	100	0.00	17.13	-111.01	-97.21	-97.18	-97.21	-98.70	-98.94	-98.70	-98.94
Parkersburg-Marietta, WV-OH	PM _{2.5}	Nonattainment	100	0.00	17.13	-111.01	-97.21	-97.18	-97.21	-98.70	-98.94	-98.70	-98.94
Payson, AZ	PM ₁₀	Maintenance	100	0.00	0.62	-3.99	-3.49	-3.49	-3.49	-3.55	-3.56	-3.55	-3.56
Penns Grove, NJ	CO	Maintenance	100	0.00	0.02	-0.12	-0.10	-0.10	-0.10	-0.11	-0.11	-0.11	-0.11
Peoria, IL	SO _x	Maintenance	100	0.00	5.09	-33.10	-29.00	-28.99	-29.00	-29.45	-29.52	-29.45	-29.53
Perth Amboy, NJ	CO	Maintenance	100	0.00	-0.31	-18.57	-18.20	-18.36	-18.58	-19.28	-19.60	-20.21	-22.29
Philadelphia-Camden County, PA-NJ	CO	Maintenance	100	0.00	13.02	-84.78	-74.28	-74.26	-74.29	-75.44	-75.63	-75.45	-75.68
Phildelphia-Wilmington, PA-NY-DE	PM _{2.5}	Nonattainment	100	0.00	64.05	-1012.62	-943.03	-947.44	-953.86	-980.62	-990.94	-1007.77	-1069.12
Phildelphia-Wilmington-Atlantic City, PA-NY-MD-DE	Ozone	Moderate	50	0.00	113.75	-1335.36	-1225.71	-1230.05	-1236.56	-1267.65	-1278.69	-1294.83	-1356.95
Phoenix, AZ	CO	Maintenance	100	0.00	332.21	-2153.66	-1886.01	-1885.47	-1886.02	-1914.90	-1919.61	-1914.93	-1919.67
Phoenix, AZ	PM ₁₀	Serious	70	0.00	332.21	-2153.66	-1886.01	-1885.47	-1886.02	-1914.90	-1919.61	-1914.93	-1919.67
Phoenix-Mesa, AZ	Ozone	Former Subpart 1	50	0.00	169.19	-1097.07	-960.75	-960.48	-960.76	-975.48	-977.88	-975.51	-977.95
Pierce County, WA	PM ₁₀	Maintenance	100	0.00	0.35	-2.25	-1.97	-1.97	-1.97	-2.00	-2.01	-2.00	-2.01
Pinehurst, ID	PM ₁₀	Moderate	100	0.00	0.03	-0.23	-0.20	-0.20	-0.20	-0.20	-0.20	-0.20	-0.20
Pittsburgh, PA	CO	Maintenance	100	0.00	0.74	-5.24	-4.63	-4.63	-4.63	-4.71	-4.73	-4.73	-4.79
Pittsburgh-Beaver Valley, PA	Ozone	Former Subpart 1	50	0.00	132.77	-860.95	-753.97	-753.76	-753.98	-765.53	-767.42	-765.55	-767.47
Pittsburgh-Beaver Valley, PA	PM _{2.5}	Nonattainment	100	0.00	132.77	-860.95	-753.97	-753.76	-753.98	-765.53	-767.42	-765.55	-767.47
Polk County, TN	SO _x	Maintenance	100	0.00	0.96	-6.21	-5.44	-5.44	-5.44	-5.52	-5.54	-5.52	-5.54
Polson, MT	PM ₁₀	Moderate	100	0.00	0.16	-1.06	-0.93	-0.93	-0.93	-0.94	-0.95	-0.94	-0.95
Portland, ME	Ozone	Maintenance	100	0.00	29.73	-194.11	-170.12	-170.08	-170.14	-172.78	-173.22	-172.84	-173.40
Portland, OR	CO	Maintenance	100	0.00	34.23	-224.99	-197.32	-197.28	-197.37	-200.46	-200.99	-200.60	-201.40
Portneuf Valley, ID	PM ₁₀	Maintenance	100	0.00	1.53	-9.95	-8.71	-8.71	-8.71	-8.84	-8.87	-8.84	-8.87
Poughkeepsie, NY	Ozone	Moderate	50	0.00	28.77	-186.49	-163.31	-163.26	-163.31	-165.81	-166.22	-165.81	-166.22
Presque Isle, ME	PM ₁₀	Maintenance	100	0.00	0.40	-2.61	-2.29	-2.29	-2.29	-2.32	-2.33	-2.32	-2.33
Providence (entire State), RI	Ozone	Moderate	50	0.00	12.62	-83.46	-73.24	-73.24	-73.27	-74.43	-74.64	-74.51	-74.86
Provo, UT	CO	Maintenance	100	0.00	3.90	-25.29	-22.15	-22.14	-22.15	-22.49	-22.54	-22.49	-22.54
Raleigh-Durham, NC	CO	Maintenance	100	0.00	55.73	-361.49	-316.59	-316.50	-316.59	-321.45	-322.24	-321.46	-322.28
Raleigh-Durham-Chapel Hill, NC	Ozone	Maintenance	100	0.00	84.98	-551.10	-482.63	-482.49	-482.63	-490.03	-491.23	-490.04	-491.27
Ramsey County, MN	PM ₁₀	Maintenance	100	0.00	-0.14	-0.68	-0.74	-0.76	-0.77	-0.82	-0.84	-0.89	-1.04
Reading, PA	Ozone	Maintenance	100	0.00	31.77	-206.45	-180.84	-180.79	-180.85	-183.63	-184.09	-183.65	-184.16
Reading, PA	PM _{2.5}	Nonattainment	100	0.00	31.77	-206.45	-180.84	-180.79	-180.85	-183.63	-184.09	-183.65	-184.16
Reno, NV	CO	Maintenance	100	0.00	5.25	-34.01	-29.78	-29.77	-29.78	-30.24	-30.31	-30.24	-30.31
Rhineland (Oneida County), WI	SO _x	Maintenance	100	0.00	0.07	-0.47	-0.41	-0.41	-0.41	-0.42	-0.42	-0.42	-0.42
Richmond-Petersburg, VA	Ozone	Maintenance	100	0.00	24.64	-160.15	-140.28	-140.24	-140.29	-142.44	-142.80	-142.46	-142.85
Rillito, AZ	PM ₁₀	Moderate	100	0.00	1.52	-9.83	-8.61	-8.61	-8.61	-8.74	-8.77	-8.74	-8.77
Riverside County (Coachella Valley), CA	Ozone	Severe	25	0.00	15.83	-102.61	-89.86	-89.83	-89.86	-91.23	-91.46	-91.23	-91.46
Roanoke, VA	Ozone	Former Subpart 1	50	0.00	11.31	-73.30	-64.19	-64.17	-64.19	-65.18	-65.34	-65.18	-65.34
Rochester (Olmsted County), MN	SO _x	Maintenance	100	0.00	3.52	-22.85	-20.01	-20.00	-20.01	-20.31	-20.36	-20.31	-20.36
Rochester, NY	Ozone	Former Subpart 1	50	0.00	27.90	-180.82	-158.35	-158.30	-158.35	-160.77	-161.16	-160.77	-161.16
Rocky Mount, NC	Ozone	Maintenance	100	0.00	8.10	-52.51	-45.98	-45.97	-45.98	-46.69	-46.80	-46.69	-46.80
Rome, GA	PM _{2.5}	Nonattainment	100	0.00	3.64	-23.58	-20.65	-20.64	-20.65	-20.96	-21.01	-20.96	-21.01
Ronan, MT	PM ₁₀	Moderate	100	0.00	0.06	-0.40	-0.35	-0.35	-0.35	-0.36	-0.36	-0.36	-0.36
Rothschild, Rib Mountain, Weston (Marathon County), WI	SO _x	Maintenance	100	0.00	0.13	-0.83	-0.73	-0.73	-0.73	-0.74	-0.74	-0.74	-0.74

Table D1-15 Emission Changes μ / by Nonattainment Area with Alternative Standards for HD Vehicles Carbon Monoxide (CO) 2050													
Nonattainment Area	Pollutant	Status c/	General Conformity Threshold d/	Emissions Changes for Proposed Alternatives (tons/year)									
				Alt. 1	Alt. 2	Alt. 3	Alt. 4	Alt. 6A	Alt. 5	Alt. 6 b/	Alt. 7	Alt. 6B	Alt. 8
				No Action	Engine Only	Class 8 Tractors	Engines & Classes 7-8 Tractors	15% below Preferred Alternative Stringency	Engines, Classes 7-8 Tractors, & Classes 2b-3	Engines, Tractors, & Classes 2b-8	Engines, Tractors, & Trucks, & Trailers	20% above Preferred Alternative Stringency	Accelerated Hybrid Adoption
Sacramento County, CA	PM ₁₀	Moderate	100	0.00	45.67	-298.14	-261.28	-261.22	-261.32	-265.37	-266.05	-265.46	-266.33
Sacramento Metro, CA	Ozone	Severe	25	0.00	81.33	-529.31	-463.72	-463.60	-463.76	-470.90	-472.09	-471.00	-472.37
Sacramento, CA	CO	Maintenance	100	0.00	48.70	-317.78	-278.48	-278.42	-278.52	-282.83	-283.55	-282.93	-283.84
Salem, OR	CO	Maintenance	100	0.00	4.13	-26.80	-23.47	-23.46	-23.47	-23.83	-23.88	-23.83	-23.88
Salt Lake City, UT	CO	Maintenance	100	0.00	3.28	-33.44	-30.43	-30.52	-30.65	-31.37	-31.61	-31.93	-33.21
Salt Lake County, UT	PM ₁₀	Moderate	100	0.00	45.29	-305.74	-268.89	-268.90	-269.11	-273.47	-274.31	-274.03	-275.90
Salt Lake County, UT	SO _x	Nonattainment	100	0.00	46.90	-303.99	-266.20	-266.13	-266.20	-270.28	-270.94	-270.28	-270.94
San Antonio, TX	Ozone	Former Subpart 1	50	0.00	65.31	-423.98	-371.34	-371.24	-371.35	-377.05	-377.98	-377.08	-378.07
San Bernardino County, CA	PM ₁₀	Moderate	100	0.00	9.94	-64.43	-56.42	-56.40	-56.42	-57.28	-57.43	-57.28	-57.43
San Diego, CA	CO	Maintenance	100	0.00	170.05	-1102.14	-965.14	-964.87	-965.14	-979.92	-982.33	-979.92	-982.33
San Diego, CA	Ozone	Former Subpart 1	50	0.00	170.05	-1102.14	-965.14	-964.87	-965.14	-979.92	-982.33	-979.92	-982.33
San Francisco Bay Area, CA	Ozone	Marginal	50	0.00	105.35	-854.03	-764.00	-765.12	-767.10	-782.33	-786.52	-790.11	-808.92
San Francisco-Oakland-San Jose, CA	CO	Maintenance	100	0.00	131.47	-1021.18	-910.17	-911.24	-913.24	-930.66	-935.18	-938.34	-957.30
San Joaquin Valley, CA	Ozone	Extreme	10	0.00	470.15	-3054.71	-2675.72	-2675.01	-2675.86	-2716.98	-2723.74	-2717.31	-2724.72
San Joaquin Valley, CA	PM ₁₀	Maintenance	100	0.00	470.15	-3054.71	-2675.72	-2675.01	-2675.86	-2716.98	-2723.74	-2717.31	-2724.72
San Joaquin Valley, CA	PM _{2.5}	Nonattainment	100	0.00	470.15	-3054.71	-2675.72	-2675.01	-2675.86	-2716.98	-2723.74	-2717.31	-2724.72
San Manuel (Pinal County), AZ	SO _x	Maintenance	100	0.00	1.42	-9.19	-8.05	-8.05	-8.05	-8.17	-8.19	-8.17	-8.19
Sanders County (part);Thompson Falls and vicinity, MT	PM ₁₀	Moderate	100	0.00	0.03	-0.19	-0.17	-0.17	-0.17	-0.17	-0.17	-0.17	-0.17
Scranton-Wilkes Barre, PA	Ozone	Maintenance	100	0.00	34.19	-221.63	-194.08	-194.03	-194.08	-197.05	-197.54	-197.05	-197.54
Seattle-Tacoma, WA	CO	Maintenance	100	0.00	116.68	-756.27	-662.27	-662.08	-662.27	-672.41	-674.06	-672.41	-674.06
Sheboygan, WI	Ozone	Moderate	50	0.00	7.59	-49.17	-43.05	-43.04	-43.05	-43.71	-43.82	-43.71	-43.82
Sheridan, WY	PM ₁₀	Moderate	100	0.00	0.88	-5.69	-4.98	-4.98	-4.98	-5.06	-5.07	-5.06	-5.07
Shoshone County, ID	PM ₁₀	Moderate	100	0.00	0.00	0.00	0.00	0.00	0.00	0.00	0.00	0.00	0.00
Somerville, NJ	CO	Maintenance	100	0.00	0.32	-2.04	-1.79	-1.79	-1.79	-1.82	-1.82	-1.82	-1.82
South Bend-Elkhart, IN	Ozone	Maintenance	100	0.00	21.48	-139.31	-122.01	-121.97	-122.01	-123.88	-124.18	-123.88	-124.20
Southeast Chicago, IL	PM ₁₀	Maintenance	100	0.00	7.22	-47.72	-41.88	-41.88	-41.90	-42.56	-42.68	-42.61	-42.80
Spokane County, WA	PM ₁₀	Maintenance	100	0.00	11.51	-74.63	-65.35	-65.33	-65.35	-66.35	-66.52	-66.35	-66.52
Spokane, WA	CO	Maintenance	100	0.00	11.38	-73.77	-64.60	-64.58	-64.60	-65.59	-65.75	-65.59	-65.75
Springfield (western MA), MA	Ozone	Moderate	50	0.00	35.50	-231.40	-202.76	-202.71	-202.78	-205.91	-206.43	-205.97	-206.60
Springfield, MA	CO	Maintenance	100	0.00	5.36	-35.45	-31.11	-31.11	-31.13	-31.62	-31.70	-31.65	-31.80
St Louis, MO	CO	Maintenance	100	0.00	43.04	-279.04	-244.36	-244.29	-244.36	-248.10	-248.71	-248.10	-248.72
St Louis, MO-IL	Ozone	Moderate	50	0.00	130.07	-1016.77	-906.75	-907.85	-909.90	-927.36	-931.94	-935.26	-954.67
St. Louis, MO-IL	PM _{2.5}	Nonattainment	100	0.00	129.06	-1010.21	-901.00	-902.11	-904.15	-921.53	-926.09	-929.42	-948.83
State College, PA	Ozone	Maintenance	100	0.00	12.02	-77.91	-68.22	-68.20	-68.22	-69.27	-69.44	-69.27	-69.44
Steamboat Springs, CO	PM ₁₀	Maintenance	100	0.00	0.83	-5.39	-4.72	-4.72	-4.72	-4.79	-4.80	-4.79	-4.80
Steubenville & Mingo Juction, OH	SO _x	Maintenance	100	0.00	1.87	-12.11	-10.60	-10.60	-10.60	-10.77	-10.79	-10.77	-10.79
Steubenville-Weirton, OH-WV	Ozone	Maintenance	100	0.00	6.00	-48.06	-42.95	-43.01	-43.12	-43.96	-44.19	-44.38	-45.39
Steubenville-Weirton, OH-WV	PM _{2.5}	Nonattainment	100	0.00	6.00	-48.06	-42.95	-43.01	-43.12	-43.96	-44.19	-44.38	-45.39
Stockton, CA	CO	Maintenance	100	0.00	15.31	-99.21	-86.88	-86.85	-86.88	-88.21	-88.43	-88.21	-88.43
Sutter County (Sutter Buttes), CA	Ozone	Former Subpart 1	50	0.00	0.00	0.00	0.00	0.00	0.00	0.00	0.00	0.00	0.00
Syracuse, NY	CO	Maintenance	100	0.00	11.18	-72.46	-63.45	-63.44	-63.45	-64.42	-64.58	-64.42	-64.58
Telluride, CO	PM ₁₀	Maintenance	100	0.00	0.09	-0.57	-0.50	-0.50	-0.50	-0.51	-0.51	-0.51	-0.51
Terre Haute, IN	Ozone	Maintenance	100	0.00	5.65	-36.63	-32.08	-32.07	-32.08	-32.57	-32.65	-32.57	-32.65

Nonattainment Area	Pollutant	Status ^{c/}	General Conformity Threshold ^{d/}	Emissions Changes for Proposed Alternatives (tons/year)									
				Alt. 1	Alt. 2	Alt. 3	Alt. 4	Alt. 6A	Alt. 5	Alt. 6 ^{b/}	Alt. 7	Alt. 6B	Alt. 8
				No Action	Engine Only	Class 8 Tractors	Engines & Classes 7-8 Tractors	15% below Preferred Alternative Stringency	Engines, Classes 7-8 Tractors, & Classes 2b-3	Engines, Tractors, & Classes 2b-8	Engines, Tractors, & Trailers	20% above Preferred Alternative Stringency	Accelerated Hybrid Adoption
Tioga County, PA	Ozone	Maintenance	100	0.00	2.54	-16.48	-14.43	-14.42	-14.43	-14.65	-14.69	-14.65	-14.69
Toledo, OH	Ozone	Maintenance	100	0.00	-6.38	-216.82	-214.19	-216.15	-218.87	-227.47	-231.45	-239.20	-265.24
Toms River, NJ	CO	Maintenance	100	0.00	1.34	-8.70	-7.62	-7.62	-7.62	-7.73	-7.75	-7.73	-7.75
Tooele County, UT	SO _x	Nonattainment	100	0.00	3.93	-25.50	-22.33	-22.32	-22.33	-22.67	-22.73	-22.67	-22.73
Trenton, NJ	CO	Maintenance	100	0.00	3.44	-22.28	-19.51	-19.51	-19.51	-19.81	-19.86	-19.81	-19.86
Trona, CA	PM ₁₀	Moderate	100	0.00	0.08	-0.52	-0.46	-0.46	-0.46	-0.46	-0.47	-0.46	-0.47
Tucson, AZ	CO	Maintenance	100	0.00	28.33	-183.62	-160.80	-160.75	-160.80	-163.26	-163.66	-163.26	-163.66
Utah County, UT	PM ₁₀	Moderate	100	0.00	11.22	-72.69	-63.66	-63.64	-63.66	-64.63	-64.79	-64.63	-64.79
Vancouver, WA	CO	Maintenance	100	0.00	13.12	-85.03	-74.46	-74.44	-74.46	-75.60	-75.79	-75.60	-75.79
Ventura County, CA	Ozone	Serious	50	0.00	17.14	-115.33	-101.39	-101.40	-101.47	-103.11	-103.42	-103.30	-103.97
Vermillion County, IN	PM ₁₀	Maintenance	100	0.00	0.46	-2.99	-2.62	-2.62	-2.62	-2.66	-2.66	-2.66	-2.66
Vigo County, IN	SO _x	Maintenance	100	0.00	5.65	-36.63	-32.08	-32.07	-32.08	-32.57	-32.65	-32.57	-32.65
Wallula, WA	PM ₁₀	Maintenance	100	0.00	0.00	0.00	0.00	0.00	0.00	0.00	0.00	0.00	0.00
Waltham, MA	CO	Maintenance	100	0.00	1.70	-11.01	-9.64	-9.64	-9.64	-9.79	-9.81	-9.79	-9.81
Warren County, NJ	SO _x	Maintenance	100	0.00	1.77	-11.45	-10.03	-10.02	-10.03	-10.18	-10.21	-10.18	-10.21
Warren County, PA	SO _x	Nonattainment	100	0.00	0.52	-3.66	-3.23	-3.23	-3.24	-3.29	-3.30	-3.30	-3.34
Washington County (Hagerstown), MD	Ozone	Former Subpart 1	50	0.00	5.60	-36.32	-31.81	-31.80	-31.81	-32.30	-32.38	-32.30	-32.38
Washington, DC-MD-VA	CO	Maintenance	100	0.00	235.03	-1523.32	-1333.97	-1333.59	-1333.97	-1354.39	-1357.72	-1354.39	-1357.72
Washington, DC-MD-VA	Ozone	Moderate	50	0.00	235.03	-1523.32	-1333.97	-1333.59	-1333.97	-1354.40	-1357.72	-1354.40	-1357.72
Washington, DC-MD-VA	PM _{2.5}	Nonattainment	100	0.00	235.03	-1523.32	-1333.97	-1333.59	-1333.97	-1354.40	-1357.72	-1354.40	-1357.72
Washoe County, NV	PM ₁₀	Serious	70	0.00	5.25	-34.01	-29.78	-29.77	-29.78	-30.24	-30.31	-30.24	-30.31
Waterford Township (Washington County), OH	SO _x	Maintenance	100	0.00	0.29	-1.89	-1.65	-1.65	-1.65	-1.68	-1.68	-1.68	-1.68
Wayne County, IN	SO _x	Maintenance	100	0.00	3.76	-24.35	-21.32	-21.31	-21.32	-21.65	-21.70	-21.65	-21.70
Wayne County, MI	PM ₁₀	Maintenance	100	0.00	3.33	-45.61	-42.20	-42.38	-42.64	-43.78	-44.21	-44.87	-47.35
Weirton, WV	PM ₁₀	Maintenance	100	0.00	0.54	-3.50	-3.07	-3.07	-3.07	-3.11	-3.12	-3.11	-3.12
Weirton, WV	SO _x	Maintenance	100	0.00	0.54	-3.50	-3.07	-3.07	-3.07	-3.11	-3.12	-3.11	-3.12
Wheeling, WV-OH	Ozone	Maintenance	100	0.00	17.40	-112.80	-98.78	-98.75	-98.78	-100.29	-100.53	-100.29	-100.53
Wheeling, WV-OH	PM _{2.5}	Nonattainment	100	0.00	17.40	-112.80	-98.78	-98.75	-98.78	-100.29	-100.53	-100.29	-100.53
Winston-Salem, NC	CO	Maintenance	100	0.00	16.08	-104.71	-91.75	-91.72	-91.76	-93.17	-93.41	-93.19	-93.47
Worcester, MA	CO	Maintenance	100	0.00	8.72	-56.50	-49.48	-49.47	-49.48	-50.24	-50.36	-50.24	-50.36
Yakima County, WA	PM ₁₀	Maintenance	100	0.00	3.48	-22.54	-19.74	-19.74	-19.74	-20.04	-20.09	-20.04	-20.09
Yakima, WA	CO	Maintenance	100	0.00	1.65	-10.67	-9.34	-9.34	-9.34	-9.49	-9.51	-9.49	-9.51
York, PA	Ozone	Maintenance	100	0.00	32.17	-208.89	-182.96	-182.91	-182.97	-185.78	-186.24	-185.80	-186.29
York, PA	PM _{2.5}	Nonattainment	100	0.00	32.17	-208.89	-182.96	-182.91	-182.97	-185.78	-186.24	-185.80	-186.29
Youngstown-Warren-Sharon, OH-PA	Ozone	Maintenance	100	0.00	34.12	-221.13	-193.65	-193.59	-193.65	-196.61	-197.09	-196.61	-197.09
Yuma, AZ	PM ₁₀	Moderate	100	0.00	8.07	-52.33	-45.82	-45.81	-45.82	-46.53	-46.64	-46.53	-46.64

^{a/} Negative emissions changes indicate reductions; positive emissions changes are increases. Values of less than 0.005 tons/year are rounded to zero.

^{b/} Preferred Alternative

^{c/} Pollutants for which the area is designated nonattainment or maintenance as of 2010. Source: 40 CFR 81.

^{d/} Emissions thresholds in tons/year of: CO in CO maintenance and nonattainment areas; VOC or NO_x in ozone maintenance and nonattainment areas; primary PM_{2.5} in PM_{2.5} maintenance and nonattainment areas; primary PM₁₀ in PM₁₀ maintenance and nonattainment areas; and SO₂ in SO₂ maintenance and nonattainment areas. Source: 40 CFR § 93.153. These thresholds are provided for information only; a general conformity determination is not required for the proposed actions. (See section 3.3.1.)

Source: EPA (U.S. Environmental Protection Agency). 2010. The Green Book Nonattainment Areas. Washington, District of Columbia. Last Revised: June 16, 2010. U.S. Environmental Protection Agency. Available: <http://www.epa.gov/oaqps001/greenbk/>. Accessed: August 6, 2010.

Table D1-16 Emission Changes <u>a/</u> by Nonattainment Area with Alternative Standards for HD Vehicles Diesel Particulate Matter (DPM) 2018														
Nonattainment Area	Pollutant	Status <u>c/</u>	General Conformity Threshold <u>d/</u>	Emissions Changes for Proposed Alternatives (tons/year)										
				Alt. 1	Alt. 2	Alt. 3	Alt. 4	Alt. 6A	Alt. 5	Alt. 6 <u>b/</u>	Alt. 7	Alt. 6B	Alt. 8	
				No Action	Engine Only	Class 8 Tractors	Engines & Classes 7-8 Tractors	15% below Preferred Alternative Stringency	Engines, Classes 7-8 Tractors, & Classes 2b-3	Engines, Tractors, & Classes 2b-8	Engines, Tractors, & Truck, & Trailers	20% above Preferred Alternative Stringency	Accelerated Hybrid Adoption	
Addison Township (Gallia County), OH	SO _x	Maintenance	100	0.00	0.00	0.00	0.00	0.00	0.00	0.00	0.00	0.00	0.00	0.00
Ajo (Pima County), AZ	PM ₁₀	Moderate	100	0.00	0.00	0.02	0.02	0.02	0.02	0.02	0.02	0.02	0.02	0.02
Ajo (Pima County), AZ	SO _x	Maintenance	100	0.00	0.00	0.01	0.01	0.01	0.01	0.01	0.01	0.01	0.01	0.01
Albany-Schenectady-Troy, NY	Ozone	Former Subpart 1	50	0.00	0.07	2.52	2.67	2.69	2.67	2.65	2.57	2.65	2.57	2.57
Albuquerque, NM	CO	Maintenance	100	0.00	0.03	1.17	1.24	1.25	1.24	1.23	1.19	1.23	1.19	1.19
Allegan County, MI	Ozone	Former Subpart 1	50	0.00	0.01	0.28	0.30	0.30	0.30	0.29	0.28	0.29	0.28	0.28
Allentown-Bethlehem-Easton, PA	Ozone	Maintenance	100	0.00	0.03	1.17	1.24	1.25	1.24	1.23	1.19	1.23	1.19	1.19
Altoona, PA	Ozone	Maintenance	100	0.00	0.01	0.21	0.22	0.22	0.22	0.22	0.21	0.22	0.21	0.21
Amador and Calveras Counties (Central Mountain), CA	Ozone	Former Subpart 1	50	0.00	0.01	0.30	0.31	0.32	0.31	0.31	0.30	0.31	0.30	0.30
Anchorage, AK	CO	Maintenance	100	0.00	0.01	0.27	0.29	0.29	0.29	0.29	0.28	0.29	0.28	0.28
Anthony, NM	PM ₁₀	Moderate	100	0.00	0.00	0.02	0.02	0.02	0.02	0.02	0.02	0.02	0.02	0.02
Armstrong County, PA	SO _x	Nonattainment	100	0.00	0.00	0.01	0.01	0.01	0.01	0.01	0.01	0.01	0.01	0.01
Aspen, CO	PM ₁₀	Maintenance	100	0.00	0.00	0.01	0.01	0.01	0.01	0.01	0.01	0.01	0.01	0.01
Atlanta, GA	Ozone	Moderate	50	0.00	0.68	25.89	27.41	27.62	27.45	27.29	26.41	27.29	26.41	26.41
Atlanta, GA	PM _{2.5}	Nonattainment	100	0.00	0.68	25.89	27.41	27.62	27.45	27.29	26.41	27.29	26.41	26.41
Atlantic City, NJ	CO	Maintenance	100	0.00	0.00	0.10	0.11	0.11	0.11	0.11	0.11	0.11	0.11	0.11
Bakersfield, CA	CO	Maintenance	100	0.00	-0.10	0.67	0.65	0.67	0.65	0.63	0.57	0.58	0.51	0.51
Baltimore, MD	CO	Maintenance	100	0.00	0.31	11.68	12.37	12.46	12.38	12.31	11.91	12.31	11.91	11.91
Baltimore, MD	Ozone	Moderate	50	0.00	0.31	11.68	12.37	12.46	12.38	12.31	11.91	12.31	11.91	11.91
Baltimore, MD	PM _{2.5}	Nonattainment	100	0.00	0.31	11.68	12.37	12.46	12.38	12.31	11.91	12.31	11.91	11.91
Baton Rouge, LA	Ozone	Moderate	50	0.00	-7.18	-9.55	-13.44	-13.16	-13.73	-14.87	-16.39	-17.67	-20.07	-20.07
Beaumont-Port Arthur, TX	Ozone	Moderate	50	0.00	-8.65	-12.37	-17.09	-16.76	-17.44	-18.81	-20.60	-22.17	-25.03	-25.03
Benton County, TN	SO _x	Maintenance	100	0.00	0.00	0.00	0.00	0.00	0.00	0.00	0.00	0.00	0.00	0.00
Benton Harbor, MI	Ozone	Maintenance	100	0.00	0.01	0.37	0.39	0.39	0.39	0.39	0.38	0.39	0.38	0.38
Benzie County, MI	Ozone	Maintenance	100	0.00	0.00	0.04	0.05	0.05	0.05	0.05	0.04	0.05	0.04	0.04
Berkeley and Jefferson Counties, WV	Ozone	Maintenance	100	0.00	0.01	0.29	0.30	0.30	0.30	0.30	0.29	0.30	0.29	0.29
Billings, MT	CO	Maintenance	100	0.00	-3.82	-5.66	-7.75	-7.61	-7.91	-8.51	-9.29	-9.99	-11.24	-11.24
Birmingham, AL	Ozone	Maintenance	100	0.00	-0.03	3.86	4.02	4.06	4.02	3.97	3.81	3.92	3.74	3.74
Birmingham, AL	PM _{2.5}	Nonattainment	100	0.00	-0.03	3.86	4.02	4.06	4.02	3.97	3.81	3.92	3.74	3.74
Boise-Northern Ada County, ID	CO	Maintenance	100	0.00	0.03	1.26	1.33	1.34	1.34	1.33	1.28	1.33	1.28	1.28
Boise-Northern Ada County, ID	PM ₁₀	Maintenance	100	0.00	0.03	1.26	1.33	1.34	1.34	1.33	1.28	1.33	1.28	1.28
Bonner County (Sandpoint), ID	PM ₁₀	Moderate	100	0.00	0.00	0.03	0.03	0.03	0.03	0.03	0.03	0.03	0.03	0.03
Boston, MA	CO	Maintenance	100	0.00	0.04	1.69	1.79	1.81	1.80	1.79	1.73	1.79	1.73	1.73
Boston-Lawrence-Worcester (eastern MA), MA	Ozone	Moderate	50	0.00	0.26	10.07	10.66	10.74	10.68	10.61	10.27	10.61	10.27	10.27
Boston-Manchester-Portsmouth (southeast NH), NH	Ozone	Moderate	50	0.00	0.03	1.27	1.34	1.35	1.34	1.34	1.29	1.34	1.29	1.29
Boyd County (part), KY	SO _x	Maintenance	100	0.00	0.00	0.02	0.02	0.02	0.02	0.02	0.02	0.02	0.02	0.02
Buffalo-Niagara Falls, NY	Ozone	Former Subpart 1	50	0.00	0.06	2.30	2.44	2.46	2.44	2.43	2.35	2.43	2.35	2.35
Burlington, NJ	CO	Maintenance	100	0.00	0.00	0.02	0.02	0.02	0.02	0.02	0.02	0.02	0.02	0.02
Butte, MT	PM ₁₀	Moderate	100	0.00	0.00	0.04	0.05	0.05	0.05	0.05	0.04	0.05	0.04	0.04
Canon City, CO	PM ₁₀	Maintenance	100	0.00	0.00	0.04	0.04	0.04	0.04	0.04	0.04	0.04	0.04	0.04
Canton-Massillon, OH	Ozone	Maintenance	100	0.00	-0.58	0.26	-0.01	0.02	-0.04	-0.14	-0.30	-0.38	-0.62	-0.62
Canton-Massillon, OH	PM _{2.5}	Nonattainment	100	0.00	-0.58	0.26	-0.01	0.02	-0.04	-0.14	-0.30	-0.38	-0.62	-0.62
Case County, MI	Ozone	Maintenance	100	0.00	0.00	0.09	0.09	0.09	0.09	0.09	0.09	0.09	0.09	0.09

Table D1-16 Emission Changes <u>a/</u> by Nonattainment Area with Alternative Standards for HD Vehicles Diesel Particulate Matter (DPM) 2018														
Nonattainment Area	Pollutant	Status <u>c/</u>	General Conformity Threshold <u>d/</u>	Emissions Changes for Proposed Alternatives (tons/year)										
				Alt. 1	Alt. 2	Alt. 3	Alt. 4	Alt. 6A	Alt. 5	Alt. 6 <u>b/</u>	Alt. 7	Alt. 6B	Alt. 8	
				No Action	Engine Only	Class 8 Tractors	Engines & Classes 7-8 Tractors	15% below Preferred Alternative Stringency	Engines, Classes 7-8 Tractors, & Classes 2b-3	Engines, Tractors, & Classes 2b-8	Engines, Tractors, & Trailers	20% above Preferred Alternative Stringency	Accelerated Hybrid Adoption	
Center Township (Morgan County), OH	SO _x	Maintenance	100	0.00	0.00	0.00	0.00	0.00	0.00	0.00	0.00	0.00	0.00	0.00
Central Steptoe Valley (White Pine County), NV	SO _x	Maintenance	100	0.00	0.00	0.01	0.01	0.01	0.01	0.01	0.01	0.01	0.01	0.01
Charleston, WV	Ozone	Maintenance	100	0.00	0.03	1.13	1.20	1.21	1.20	1.19	1.15	1.19	1.15	1.15
Charleston, WV	PM _{2.5}	Nonattainment	100	0.00	0.03	1.13	1.20	1.21	1.20	1.19	1.15	1.19	1.15	1.15
Charlotte, NC	CO	Maintenance	100	0.00	0.04	1.42	1.50	1.51	1.50	1.49	1.45	1.49	1.45	1.45
Charlotte-Gastonia-Rock Hill, NC-SC	Ozone	Moderate	50	0.00	0.08	3.19	3.38	3.40	3.38	3.36	3.25	3.36	3.25	3.25
Chattanooga, TN-GA-AL	PM _{2.5}	Nonattainment	100	0.00	0.03	1.09	1.15	1.16	1.16	1.15	1.11	1.15	1.11	1.11
Chattanooga, TN-GA	Ozone	Former Subpart 1	50	0.00	0.03	0.99	1.05	1.05	1.05	1.04	1.01	1.04	1.01	1.01
Chicago-Gary-Lake County, IL-IN	Ozone	Moderate	50	0.00	-9.90	11.93	7.72	8.34	7.34	5.49	2.37	1.36	-3.06	-3.06
Chicago-Gary-Lake County, IL-IN	PM _{2.5}	Nonattainment	100	0.00	-9.90	11.93	7.72	8.34	7.34	5.49	2.37	1.36	-3.06	-3.06
Chico, CA	CO	Maintenance	100	0.00	0.02	0.66	0.70	0.70	0.70	0.70	0.67	0.70	0.67	0.67
Chico, CA	Ozone	Former Subpart 1	50	0.00	0.02	0.66	0.70	0.70	0.70	0.70	0.67	0.70	0.67	0.67
Cincinnati-Hamilton, OH-KY-IN	Ozone	Former Subpart 1	50	0.00	0.20	7.67	8.12	8.18	8.13	8.08	7.82	8.08	7.82	7.82
Cincinnati-Hamilton, OH-KY-IN	PM _{2.5}	Nonattainment	100	0.00	0.20	7.67	8.12	8.18	8.13	8.08	7.82	8.08	7.82	7.82
Clairton & 4 Boroughs, PA	PM ₁₀	Maintenance	100	0.00	0.00	0.03	0.03	0.03	0.03	0.03	0.03	0.03	0.03	0.03
Clark County, NV	PM ₁₀	Serious	70	0.00	0.07	2.82	2.99	3.01	2.99	2.98	2.88	2.98	2.88	2.88
Clarksville-Hopkinsville, TN-KY	Ozone	Maintenance	100	0.00	0.01	0.50	0.53	0.54	0.53	0.53	0.51	0.53	0.51	0.51
Clearfield and Indiana Counties, PA	Ozone	Maintenance	100	0.00	0.01	0.36	0.38	0.38	0.38	0.38	0.37	0.38	0.37	0.37
Cleveland, OH	CO	Maintenance	100	0.00	0.05	1.92	2.04	2.05	2.04	2.03	1.96	2.03	1.96	1.96
Cleveland-Akron-Lorain, OH	Ozone	Maintenance	100	0.00	0.26	9.92	10.50	10.58	10.51	10.45	10.12	10.45	10.12	10.12
Cleveland-Akron-Lorain, OH	PM _{2.5}	Nonattainment	100	0.00	0.26	9.92	10.50	10.58	10.51	10.45	10.12	10.45	10.12	10.12
Coachella Valley, CA	PM ₁₀	Serious	70	0.00	0.03	1.18	1.24	1.25	1.25	1.24	1.20	1.24	1.20	1.20
Colbert County, AL	SO _x	Maintenance	100	0.00	0.00	0.12	0.13	0.13	0.13	0.13	0.13	0.13	0.13	0.13
Colorado Springs, CO	CO	Maintenance	100	0.00	0.03	1.13	1.20	1.20	1.20	1.19	1.15	1.19	1.15	1.15
Columbia Falls, MT	PM ₁₀	Moderate	100	0.00	0.00	0.01	0.01	0.01	0.01	0.01	0.01	0.01	0.01	0.01
Columbia, SC	Ozone	Former Subpart 1	50	0.00	0.03	1.29	1.36	1.37	1.36	1.36	1.31	1.36	1.31	1.31
Columbus, OH	Ozone	Maintenance	100	0.00	0.16	6.24	6.60	6.65	6.61	6.57	6.36	6.57	6.36	6.36
Columbus, OH	PM _{2.5}	Nonattainment	100	0.00	0.16	6.24	6.60	6.65	6.61	6.57	6.36	6.57	6.36	6.36
Conewango Township (Warren County), PA	SO _x	Maintenance	100	0.00	-0.01	0.00	0.00	0.00	0.00	-0.01	-0.01	-0.01	-0.01	-0.01
Coso Junction, CA	PM ₁₀	Moderate	100	0.00	0.00	0.00	0.00	0.00	0.00	0.00	0.00	0.00	0.00	0.00
Cuyahoga County, OH	PM ₁₀	Maintenance	100	0.00	0.09	3.49	3.69	3.72	3.70	3.68	3.56	3.68	3.56	3.56
Cuyahoga County, OH	SO _x	Maintenance	100	0.00	0.09	3.49	3.69	3.72	3.70	3.68	3.56	3.68	3.56	3.56
Dallas-Fort Worth, TX	Ozone	Moderate	50	0.00	0.35	13.31	14.09	14.20	14.11	14.03	13.58	14.03	13.58	13.58
Dayton-Springfield, OH	Ozone	Maintenance	100	0.00	0.08	3.18	3.37	3.39	3.37	3.35	3.24	3.35	3.24	3.24
Dayton-Springfield, OH	PM _{2.5}	Nonattainment	100	0.00	0.08	3.18	3.37	3.39	3.37	3.35	3.24	3.35	3.24	3.24
Denver Metro, CO	PM ₁₀	Maintenance	100	0.00	-4.53	-1.38	-3.62	-3.40	-3.80	-4.57	-5.72	-6.39	-8.11	-8.11
Denver-Boulder, CO	CO	Maintenance	100	0.00	-4.54	-1.63	-3.88	-3.67	-4.06	-4.84	-5.98	-6.65	-8.37	-8.37
Denver-Boulder-Greeley-Fort Collins-Loveland, CO	Ozone	Former Subpart 1	50	0.00	-4.50	-0.20	-2.38	-2.15	-2.55	-3.34	-4.52	-5.15	-6.91	-6.91
Detroit, MI	CO	Maintenance	100	0.00	-3.17	-1.69	-3.29	-3.15	-3.42	-3.95	-4.73	-5.22	-6.39	-6.39
Detroit-Ann Arbor, MI	Ozone	Maintenance	100	0.00	-3.07	12.76	11.88	12.15	11.76	11.09	9.75	9.71	7.94	7.94
Detroit-Ann Arbor, MI	PM _{2.5}	Nonattainment	100	0.00	-3.07	12.76	11.88	12.15	11.76	11.09	9.75	9.71	7.94	7.94
Door County, WI	Ozone	Former Subpart 1	50	0.00	0.00	0.07	0.08	0.08	0.08	0.08	0.07	0.08	0.07	0.07
Douglas (Cochise County), AZ	PM ₁₀	Moderate	100	0.00	0.00	0.13	0.13	0.14	0.13	0.13	0.13	0.13	0.13	0.13

Table D1-16 Emission Changes <u>a/</u> by Nonattainment Area with Alternative Standards for HD Vehicles Diesel Particulate Matter (DPM) 2018														
Nonattainment Area	Pollutant	Status <u>c/</u>	General Conformity Threshold <u>d/</u>	Emissions Changes for Proposed Alternatives (tons/year)										
				Alt. 1	Alt. 2	Alt. 3	Alt. 4	Alt. 6A	Alt. 5	Alt. 6 <u>b/</u>	Alt. 7	Alt. 6B	Alt. 8	
				No Action	Engine Only	Class 8 Tractors	Engines & Classes 7-8 Tractors	15% below Preferred Alternative Stringency	Engines, Classes 7-8 Tractors, & Classes 2b-3	Engines, Tractors, & Classes 2b-8	Engines, Tractors, & Truckers, Trailers	20% above Preferred Alternative Stringency	Accelerated Hybrid Adoption	
Douglas (Cochise County), AZ	SO _x	Maintenance	100	0.00	0.00	0.13	0.13	0.14	0.13	0.13	0.13	0.13	0.13	0.13
Duluth, MN	CO	Maintenance	100	0.00	0.00	0.17	0.17	0.18	0.18	0.17	0.17	0.17	0.17	0.17
Eagle River, AK	PM ₁₀	Moderate	100	0.00	0.00	0.02	0.02	0.02	0.02	0.02	0.02	0.02	0.02	0.02
East Chicago, IN	CO	Maintenance	100	0.00	0.01	0.41	0.44	0.44	0.44	0.44	0.44	0.42	0.44	0.42
East Chicago, IN	PM ₁₀	Maintenance	100	0.00	-8.49	-12.49	-17.15	-16.83	-17.49	-18.83	-20.57	-22.13	-24.91	-24.91
East Helena Area (Lewis and Clark County), MT	SO _x	Nonattainment	100	0.00	0.00	0.00	0.00	0.00	0.00	0.00	0.00	0.00	0.00	0.00
El Paso County, TX	PM ₁₀	Moderate	100	0.00	-2.55	-2.95	-4.31	-4.21	-4.42	-4.83	-5.38	-5.82	-6.69	-6.69
El Paso, TX	CO	Maintenance	100	0.00	0.00	0.06	0.07	0.07	0.07	0.07	0.07	0.06	0.07	0.06
Erie, PA	Ozone	Maintenance	100	0.00	0.01	0.45	0.47	0.48	0.47	0.47	0.47	0.45	0.47	0.45
Essex County (Whiteface Mountain), NY	Ozone	Former Subpart 1	50	0.00	0.00	0.00	0.00	0.00	0.00	0.00	0.00	0.00	0.00	0.00
Eugene-Springfield, OR	CO	Maintenance	100	0.00	0.02	0.88	0.93	0.94	0.93	0.92	0.89	0.92	0.89	0.89
Eugene-Springfield, OR	PM ₁₀	Moderate	100	0.00	0.02	0.88	0.93	0.94	0.93	0.92	0.89	0.92	0.89	0.89
Evansville, IN	Ozone	Maintenance	100	0.00	0.03	1.15	1.22	1.23	1.22	1.22	1.22	1.18	1.22	1.18
Evansville, IN	PM _{2.5}	Nonattainment	100	0.00	0.03	1.15	1.22	1.23	1.22	1.22	1.22	1.18	1.22	1.18
Fairbanks, AK	CO	Maintenance	100	0.00	0.00	0.03	0.04	0.04	0.04	0.03	0.03	0.03	0.03	0.03
Fayetteville, NC	Ozone	Former Subpart 1	50	0.00	0.02	0.58	0.62	0.62	0.62	0.62	0.62	0.60	0.62	0.60
Flathead County; Whitefish and vicinity, MT	PM ₁₀	Moderate	100	0.00	0.00	0.01	0.01	0.01	0.01	0.01	0.01	0.01	0.01	0.01
Flint, MI	Ozone	Maintenance	100	0.00	-0.16	0.76	0.72	0.73	0.71	0.67	0.60	0.60	0.60	0.51
Follansbee, WV	PM ₁₀	Maintenance	100	0.00	0.00	0.00	0.00	0.00	0.00	0.00	0.00	0.00	0.00	0.00
Fort Collins, CO	CO	Maintenance	100	0.00	0.01	0.34	0.36	0.36	0.36	0.35	0.34	0.35	0.34	0.34
Fort Hall Reservation, ID	PM ₁₀	Moderate	100	0.00	0.00	0.00	0.00	0.00	0.00	0.00	0.00	0.00	0.00	0.00
Fort Wayne, IN	Ozone	Maintenance	100	0.00	0.02	0.72	0.76	0.77	0.76	0.76	0.76	0.74	0.76	0.74
Franklin County, PA	Ozone	Maintenance	100	0.00	0.01	0.30	0.32	0.32	0.32	0.31	0.30	0.31	0.30	0.30
Franklin Township (Coshocton County), OH	SO _x	Maintenance	100	0.00	0.00	0.00	0.00	0.00	0.00	0.00	0.00	0.00	0.00	0.00
Frederick County, VA	Ozone	Former Subpart 1	50	0.00	0.01	0.26	0.27	0.27	0.27	0.27	0.27	0.26	0.27	0.26
Fredericksburg, VA	Ozone	Maintenance	100	0.00	0.02	0.78	0.83	0.84	0.83	0.83	0.83	0.80	0.83	0.80
Freehold, NJ	CO	Maintenance	100	0.00	0.00	0.03	0.03	0.03	0.03	0.03	0.03	0.03	0.03	0.03
Fresno, CA	CO	Maintenance	100	0.00	0.03	1.13	1.20	1.21	1.20	1.20	1.20	1.16	1.20	1.16
Grand Rapids, MI	Ozone	Maintenance	100	0.00	0.04	1.58	1.67	1.68	1.67	1.66	1.61	1.66	1.61	1.61
Granite City, Nameoki Townships, IL	PM ₁₀	Maintenance	100	0.00	-0.01	0.06	0.06	0.06	0.06	0.05	0.05	0.05	0.05	0.04
Grant County, NM	SO _x	Maintenance	100	0.00	0.00	0.01	0.01	0.01	0.01	0.01	0.01	0.01	0.01	0.01
Grants Pass, OR	CO	Maintenance	100	0.00	0.00	0.06	0.07	0.07	0.07	0.07	0.06	0.07	0.06	0.06
Grants Pass, OR	PM ₁₀	Maintenance	100	0.00	0.00	0.06	0.07	0.07	0.07	0.07	0.06	0.07	0.06	0.06
Great Falls, MT	CO	Maintenance	100	0.00	0.00	0.04	0.04	0.04	0.04	0.04	0.04	0.04	0.04	0.04
Greater Connecticut, CT	Ozone	Moderate	50	0.00	0.09	3.29	3.48	3.51	3.49	3.47	3.36	3.47	3.36	3.36
Greeley, CO	CO	Maintenance	100	0.00	0.01	0.24	0.25	0.25	0.25	0.25	0.24	0.25	0.24	0.24
Green Bay, WI	SO _x	Maintenance	100	0.00	0.01	0.24	0.26	0.26	0.26	0.26	0.25	0.26	0.25	0.25
Greene County, IN	Ozone	Maintenance	100	0.00	0.00	0.10	0.10	0.10	0.10	0.10	0.10	0.10	0.10	0.10
Greene County, PA	Ozone	Maintenance	100	0.00	0.00	0.09	0.10	0.10	0.10	0.10	0.09	0.10	0.09	0.09
Greensboro-Winston Salem-High Point, NC	Ozone	Marginal	50	0.00	0.13	4.83	5.12	5.15	5.12	5.09	4.93	5.09	4.93	4.93
Greensboro-Winston salem-High Point, NC	PM _{2.5}	Nonattainment	100	0.00	0.13	4.83	5.12	5.15	5.12	5.09	4.93	5.09	4.93	4.93
Greenville-Spartanburg-Anderson, SC	Ozone	Former Subpart 1	50	0.00	0.05	1.80	1.91	1.92	1.91	1.90	1.84	1.90	1.84	1.84
Groveland Township (Tazewell County), IL	SO _x	Maintenance	100	0.00	0.00	0.04	0.05	0.05	0.05	0.05	0.05	0.05	0.05	0.05

Table D1-16 Emission Changes <u>a/</u> by Nonattainment Area with Alternative Standards for HD Vehicles Diesel Particulate Matter (DPM) 2018														
Nonattainment Area	Pollutant	Status <u>c/</u>	General Conformity Threshold <u>d/</u>	Emissions Changes for Proposed Alternatives (tons/year)										
				Alt. 1	Alt. 2	Alt. 3	Alt. 4	Alt. 6A	Alt. 5	Alt. 6 <u>b/</u>	Alt. 7	Alt. 6B	Alt. 8	
				No Action	Engine Only	Class 8 Tractors	Engines & Classes 7-8 Tractors	15% below Preferred Alternative Stringency	Engines, Classes 7-8 Tractors, & Classes 2b-3	Engines, Tractors, & Classes 2b-8	Engines, Tractors, & Truck, & Trailers	20% above Preferred Alternative Stringency	Accelerated Hybrid Adoption	
Hancock-Knox-Lincoln-Waldo Counties, ME	Ozone	Maintenance	100	0.00	0.01	0.23	0.24	0.24	0.24	0.24	0.24	0.23	0.24	0.23
Harrisburg-Lebanon-Carlisle, PA	Ozone	Maintenance	100	0.00	0.08	3.20	3.39	3.42	3.40	3.38	3.27	3.38	3.27	3.27
Harrisburg-Lebanon-Carlisle, PA	PM _{2.5}	Nonattainment	100	0.00	0.08	3.20	3.39	3.42	3.40	3.38	3.27	3.38	3.27	3.27
Hartford-New Britain-Middletown, CT	CO	Maintenance	100	0.00	0.06	2.14	2.27	2.28	2.27	2.26	2.18	2.26	2.18	2.18
Hayden (Pinal County), AZ	SO _x	Nonattainment	100	0.00	0.00	0.02	0.02	0.02	0.02	0.02	0.02	0.02	0.02	0.02
Hayden/Miami, AZ	PM ₁₀	Moderate	100	0.00	0.00	0.07	0.08	0.08	0.08	0.08	0.08	0.08	0.08	0.08
Haywood and Swain Counties (Great Smoky Mountain NP), NC	Ozone	Maintenance	100	0.00	0.00	0.01	0.01	0.01	0.01	0.01	0.01	0.01	0.01	0.01
Hazelwood, PA	SO _x	Maintenance	100	0.00	0.00	0.08	0.08	0.08	0.08	0.08	0.08	0.08	0.08	0.08
Hickory, NC	PM _{2.5}	Nonattainment	100	0.00	0.01	0.36	0.38	0.38	0.38	0.38	0.37	0.38	0.37	0.37
Hickory-Morgantown-Lenoir, NC	Ozone	Former Subpart 1	50	0.00	0.02	0.59	0.62	0.63	0.62	0.62	0.60	0.62	0.60	0.60
Hollis Township, IL	SO _x	Maintenance	100	0.00	0.00	0.00	0.00	0.00	0.00	0.00	0.00	0.00	0.00	0.00
Houston-Galveston-Brazoria, TX	Ozone	Severe	25	0.00	-34.78	-42.30	-60.97	-59.57	-62.36	-67.96	-75.46	-81.55	-93.36	-93.36
Humphreys County, TN	SO _x	Maintenance	100	0.00	0.00	0.01	0.01	0.01	0.01	0.01	0.01	0.01	0.01	0.01
Huntington-Ashland, WV-KY-OH	PM _{2.5}	Nonattainment	100	0.00	-4.61	-6.42	-8.93	-8.75	-9.12	-9.85	-10.81	-11.65	-13.18	-13.18
Huntington-Ashland, WV-KY	Ozone	Maintenance	100	0.00	-4.62	-6.69	-9.22	-9.05	-9.41	-10.14	-11.09	-11.94	-13.46	-13.46
Huron County, MI	Ozone	Maintenance	100	0.00	0.00	0.06	0.06	0.06	0.06	0.06	0.06	0.06	0.06	0.06
Imperial County, CA	Ozone	Moderate	50	0.00	0.01	0.41	0.44	0.44	0.44	0.44	0.42	0.44	0.42	0.42
Imperial Valley, CA	PM ₁₀	Serious	70	0.00	0.01	0.40	0.43	0.43	0.43	0.43	0.41	0.43	0.41	0.41
Indian Wells, CA	PM ₁₀	Maintenance	100	0.00	0.00	0.07	0.07	0.07	0.07	0.07	0.07	0.07	0.07	0.07
Indianapolis, IN	CO	Maintenance	100	0.00	0.18	7.00	7.42	7.47	7.43	7.38	7.14	7.38	7.14	7.14
Indianapolis, IN	Ozone	Maintenance	100	0.00	0.18	7.00	7.42	7.47	7.43	7.38	7.14	7.38	7.14	7.14
Indianapolis, IN	PM _{2.5}	Nonattainment	100	0.00	0.18	7.00	7.42	7.47	7.43	7.38	7.14	7.38	7.14	7.14
Jackson County, IN	Ozone	Maintenance	100	0.00	0.00	0.16	0.17	0.17	0.17	0.17	0.16	0.17	0.16	0.16
Jamestown, NY	Ozone	Former Subpart 1	50	0.00	0.00	0.30	0.32	0.32	0.32	0.31	0.30	0.31	0.30	0.30
Jefferson County, NY	Ozone	Moderate	50	0.00	0.01	0.25	0.26	0.26	0.26	0.26	0.25	0.26	0.25	0.25
Jefferson County, OH	PM ₁₀	Maintenance	100	0.00	0.00	0.02	0.02	0.02	0.02	0.02	0.02	0.02	0.02	0.02
Johnson City-Kingsport-Bristol, TN	Ozone	Former Subpart 1	50	0.00	0.01	0.44	0.46	0.46	0.46	0.46	0.44	0.46	0.44	0.44
Johnstown, PA	Ozone	Maintenance	100	0.00	0.01	0.44	0.47	0.47	0.47	0.47	0.45	0.47	0.45	0.45
Johnstown, PA	PM _{2.5}	Nonattainment	100	0.00	0.01	0.44	0.47	0.47	0.47	0.47	0.45	0.47	0.45	0.45
Juneau, AK	PM ₁₀	Moderate	100	0.00	0.00	0.02	0.02	0.02	0.02	0.02	0.02	0.02	0.02	0.02
Kalamazoo-Battle Creek, MI	Ozone	Maintenance	100	0.00	0.03	1.01	1.07	1.07	1.07	1.06	1.03	1.06	1.03	1.03
Kalispell, MT	PM ₁₀	Moderate	100	0.00	0.00	0.06	0.06	0.06	0.06	0.06	0.06	0.06	0.06	0.06
Kent and Queen Annes Counties, MD	Ozone	Maintenance	100	0.00	0.01	0.28	0.29	0.30	0.30	0.29	0.28	0.29	0.28	0.28
Kent, WA	PM ₁₀	Maintenance	100	0.00	0.00	0.05	0.05	0.05	0.05	0.05	0.05	0.05	0.05	0.05
Kern County (Eastern Kern), CA	Ozone	Former Subpart 1	50	0.00	0.00	0.17	0.18	0.18	0.18	0.18	0.17	0.18	0.17	0.17
Kewaunee County, WI	Ozone	Maintenance	100	0.00	0.00	0.05	0.05	0.05	0.05	0.05	0.05	0.05	0.05	0.05
King County, WA	PM ₁₀	Maintenance	100	0.00	0.00	0.02	0.02	0.02	0.02	0.02	0.02	0.02	0.02	0.02
Klamath Falls, OR	CO	Maintenance	100	0.00	0.01	0.20	0.21	0.21	0.21	0.21	0.20	0.21	0.20	0.20
Klamath Falls, OR	PM ₁₀	Maintenance	100	0.00	0.01	0.20	0.21	0.21	0.21	0.21	0.20	0.21	0.20	0.20
Knoxville, TN	Ozone	Former Subpart 1	50	0.00	0.11	4.06	4.30	4.33	4.30	4.28	4.14	4.28	4.14	4.14
Knoxville, TN	PM _{2.5}	Nonattainment	100	0.00	0.11	4.06	4.30	4.33	4.30	4.28	4.14	4.28	4.14	4.14
La Porte County, IN	SO _x	Maintenance	100	0.00	0.00	0.07	0.07	0.08	0.07	0.07	0.07	0.07	0.07	0.07
LaGrande, OR	PM ₁₀	Maintenance	100	0.00	0.00	0.03	0.03	0.03	0.03	0.03	0.03	0.03	0.03	0.03

Table D1-16 Emission Changes <u>a/</u> by Nonattainment Area with Alternative Standards for HD Vehicles Diesel Particulate Matter (DPM) 2018													
Nonattainment Area	Pollutant	Status <u>c/</u>	General Conformity Threshold <u>d/</u>	Emissions Changes for Proposed Alternatives (tons/year)									
				Alt. 1	Alt. 2	Alt. 3	Alt. 4	Alt. 6A	Alt. 5	Alt. 6 <u>b/</u>	Alt. 7	Alt. 6B	Alt. 8
				No Action	Engine Only	Class 8 Tractors	Engines & Classes 7-8 Tractors	15% below Preferred Alternative Stringency	Engines, Classes 7-8 Tractors, & Classes 2b-3	Engines, Tractors, & Classes 2b-8	Engines, Tractors, & Truck, & Trailers	20% above Preferred Alternative Stringency	Accelerated Hybrid Adoption
Lake County, IN	SO _x	Maintenance	100	0.00	-0.02	0.56	0.57	0.58	0.57	0.56	0.53	0.55	0.51
Lake County, OH	SO _x	Maintenance	100	0.00	0.00	0.07	0.08	0.08	0.08	0.08	0.07	0.08	0.07
Lake County, OR	PM ₁₀	Maintenance	100	0.00	0.00	0.01	0.01	0.01	0.01	0.01	0.01	0.01	0.01
Lake Tahoe North Shore, CA	CO	Maintenance	100	0.00	0.00	0.05	0.06	0.06	0.06	0.06	0.05	0.05	0.05
Lake Tahoe South Shore, CA	CO	Maintenance	100	0.00	0.00	0.11	0.12	0.12	0.12	0.12	0.11	0.12	0.11
Lake Tahoe, NV	CO	Maintenance	100	0.00	0.00	0.04	0.04	0.04	0.04	0.04	0.04	0.04	0.04
Lamar, CO	PM ₁₀	Maintenance	100	0.00	0.00	0.02	0.02	0.02	0.02	0.02	0.02	0.02	0.02
Lame Deer, MT	PM ₁₀	Moderate	100	0.00	0.00	0.00	0.00	0.00	0.00	0.00	0.00	0.00	0.00
Lancaster, PA	Ozone	Maintenance	100	0.00	0.04	1.77	1.87	1.88	1.87	1.86	1.80	1.86	1.80
Lancaster, PA	PM _{2.5}	Nonattainment	100	0.00	0.04	1.77	1.87	1.88	1.87	1.86	1.80	1.86	1.80
Lane County, OR	PM ₁₀	Moderate	100	0.00	0.00	0.00	0.00	0.00	0.00	0.00	0.00	0.00	0.00
Lansing-East Lansing, MI	Ozone	Maintenance	100	0.00	0.02	0.94	1.00	1.01	1.00	1.00	0.96	1.00	0.96
LaPorte, IN	Ozone	Maintenance	100	0.00	0.01	0.20	0.21	0.21	0.21	0.21	0.20	0.21	0.20
Las Vegas, NV	CO	Serious	100	0.00	0.15	5.69	6.03	6.07	6.04	6.00	5.81	6.00	5.81
Las Vegas, NV	Ozone	Former Subpart 1	50	0.00	0.15	5.69	6.03	6.07	6.04	6.00	5.81	6.00	5.81
Lauderdale County, AL	SO _x	Maintenance	100	0.00	0.00	0.18	0.19	0.19	0.19	0.19	0.18	0.19	0.18
Laurel Area (Yellowstone County), MT	SO _x	Nonattainment	100	0.00	0.00	0.00	0.00	0.00	0.00	0.00	0.00	0.00	0.00
Libby, MT	PM ₁₀	Moderate	100	0.00	0.00	0.02	0.02	0.02	0.02	0.02	0.02	0.02	0.02
Libby, MT	PM _{2.5}	Nonattainment	100	0.00	0.00	0.02	0.02	0.02	0.02	0.02	0.02	0.02	0.02
Liberty-Clairton, PA	PM _{2.5}	Nonattainment	100	0.00	0.00	0.03	0.03	0.03	0.03	0.03	0.03	0.03	0.03
Lima, OH	Ozone	Maintenance	100	0.00	-5.87	-8.71	-11.93	-11.71	-12.17	-13.10	-14.30	-15.37	-17.30
Longmont, CO	CO	Maintenance	100	0.00	0.00	0.17	0.18	0.18	0.18	0.18	0.18	0.18	0.18
Lorain County, OH	SO _x	Maintenance	100	0.00	0.00	0.09	0.10	0.10	0.10	0.10	0.09	0.10	0.09
Los Angeles South Coast Air Basin, CA	CO	Maintenance	100	0.00	-12.77	122.21	121.71	123.48	121.27	117.73	109.32	111.28	100.82
Los Angeles South Coast Air Basin, CA	NO _x	Maintenance	100	0.00	-12.77	122.21	121.71	123.48	121.27	117.73	109.32	111.28	100.82
Los Angeles South Coast Air Basin, CA	Ozone	Extreme	10	0.00	-12.77	122.21	121.71	123.48	121.27	117.73	109.32	111.28	100.82
Los Angeles South Coast Air Basin, CA	PM ₁₀	Serious	70	0.00	-12.77	122.21	121.71	123.48	121.27	117.73	109.32	111.28	100.82
Los Angeles South Coast Air Basin, CA	PM _{2.5}	Nonattainment	100	0.00	-12.77	122.21	121.71	123.48	121.27	117.73	109.32	111.28	100.82
Los Angeles-San Bernardino Counties (western Mohave), CA	Ozone	Moderate	50	0.00	0.04	1.33	1.41	1.42	1.41	1.40	1.36	1.40	1.36
Louisville, KY-IN	Ozone	Maintenance	100	0.00	0.12	4.44	4.71	4.74	4.71	4.68	4.53	4.68	4.53
Louisville, KY-IN	PM _{2.5}	Nonattainment	100	0.00	0.12	4.44	4.71	4.74	4.71	4.68	4.53	4.68	4.53
Lowell, MA	CO	Maintenance	100	0.00	0.01	0.22	0.23	0.23	0.23	0.23	0.22	0.23	0.22
Lucas County, OH	SO _x	Maintenance	100	0.00	-0.09	0.45	0.43	0.44	0.43	0.41	0.36	0.37	0.31
Lyons Township, IL	PM ₁₀	Maintenance	100	0.00	-0.04	0.07	0.05	0.06	0.05	0.04	0.03	0.03	0.01
Macon, GA	Ozone	Maintenance	100	0.00	0.02	0.85	0.90	0.91	0.90	0.90	0.87	0.90	0.87
Macon, GA	PM _{2.5}	Nonattainment	100	0.00	0.02	0.85	0.90	0.91	0.90	0.90	0.87	0.90	0.87
Madison and Page Counties (Shenandoah NP), VA	Ozone	Maintenance	100	0.00	0.00	0.01	0.01	0.01	0.01	0.01	0.01	0.01	0.01
Madison, WI	SO _x	Maintenance	100	0.00	0.01	0.46	0.49	0.50	0.49	0.49	0.47	0.49	0.47
Mammoth Lake, CA	PM ₁₀	Moderate	100	0.00	0.00	0.02	0.02	0.02	0.02	0.02	0.02	0.02	0.02
Manchester, NH	CO	Maintenance	100	0.00	0.00	0.16	0.17	0.17	0.17	0.17	0.16	0.17	0.16
Manitowoc County, WI	Ozone	Former Subpart 1	50	0.00	0.01	0.20	0.22	0.22	0.22	0.21	0.21	0.21	0.21
Marion County, IN	SO _x	Maintenance	100	0.00	0.02	0.63	0.67	0.67	0.67	0.67	0.65	0.67	0.65
Mariposa and Tuolumne Counties (Southern Mountain), CA	Ozone	Former Subpart 1	50	0.00	0.01	0.21	0.22	0.22	0.22	0.22	0.21	0.22	0.21

Table D1-16 Emission Changes <u>a</u> / by Nonattainment Area with Alternative Standards for HD Vehicles Diesel Particulate Matter (DPM) 2018														
Nonattainment Area	Pollutant	Status <u>c</u> /	General Conformity Threshold <u>d</u> /	Emissions Changes for Proposed Alternatives (tons/year)										
				Alt. 1	Alt. 2	Alt. 3	Alt. 4	Alt. 6A	Alt. 5	Alt. 6 <u>b</u> /	Alt. 7	Alt. 6B	Alt. 8	
				No Action	Engine Only	Class 8 Tractors	Engines & Classes 7-8 Tractors	15% below Preferred Alternative Stringency	Engines, Classes 7-8 Tractors, & Classes 2b-3	Engines, Tractors, & Classes 2b-8	Engines, Tractors, & Trailers	20% above Preferred Alternative Stringency	Accelerated Hybrid Adoption	
Martinsburg, WV-Hagerstown, MD	PM _{2.5}	Nonattainment	100	0.00	0.02	0.63	0.67	0.67	0.67	0.67	0.66	0.64	0.66	0.64
Mason County, MI	Ozone	Maintenance	100	0.00	0.00	0.05	0.05	0.06	0.05	0.05	0.05	0.05	0.05	0.05
Medford, OR	CO	Maintenance	100	0.00	0.00	0.15	0.16	0.16	0.16	0.16	0.15	0.15	0.15	0.15
Medford-Ashland, OR	PM ₁₀	Maintenance	100	0.00	0.01	0.35	0.37	0.37	0.37	0.37	0.37	0.36	0.37	0.36
Memphis, TN-AR	Ozone	Maintenance	100	0.00	-1.74	-0.70	-1.56	-1.48	-1.63	-1.93	-2.36	-2.62	-2.80	-3.27
Memphis, TN	CO	Maintenance	100	0.00	-1.74	-0.86	-1.74	-1.66	-1.81	-2.10	-2.53	-2.80	-3.44	-3.44
Miami (Gila County), AZ	SO _x	Maintenance	100	0.00	0.00	0.06	0.06	0.06	0.06	0.06	0.06	0.06	0.06	0.06
Millinocket AQCR 109, ME	SO _x	Maintenance	100	0.00	0.00	0.01	0.01	0.01	0.01	0.01	0.01	0.01	0.01	0.01
Milwaukee, WI	SO _x	Maintenance	100	0.00	0.03	1.06	1.13	1.13	1.13	1.12	1.08	1.12	1.12	1.08
Milwaukee-Racine, WI	Ozone	Moderate	50	0.00	0.09	3.51	3.71	3.74	3.72	3.70	3.58	3.70	3.70	3.58
Minneapolis-St Paul, MN	CO	Maintenance	100	0.00	0.29	11.09	11.74	11.83	11.76	11.69	11.32	11.69	11.69	11.32
Minneapolis-St Paul, MN	SO _x	Maintenance	100	0.00	0.29	11.09	11.74	11.83	11.76	11.69	11.32	11.69	11.69	11.32
Missoula, MT	CO	Maintenance	100	0.00	0.01	0.24	0.25	0.25	0.25	0.25	0.24	0.25	0.25	0.24
Missoula, MT	PM ₁₀	Moderate	100	0.00	0.01	0.24	0.25	0.25	0.25	0.25	0.24	0.25	0.25	0.24
Modesto, CA	CO	Maintenance	100	0.00	0.02	0.57	0.61	0.61	0.61	0.61	0.59	0.61	0.61	0.59
Mohave County, AZ	PM ₁₀	Maintenance	100	0.00	0.01	0.19	0.20	0.20	0.20	0.20	0.20	0.20	0.20	0.20
Mono Basin, CA	PM ₁₀	Moderate	100	0.00	0.00	0.00	0.00	0.00	0.00	0.00	0.00	0.00	0.00	0.00
Morenci (Greenlee County), AZ	SO _x	Maintenance	100	0.00	0.00	0.01	0.01	0.01	0.01	0.01	0.01	0.01	0.01	0.01
Morristown, NJ	CO	Maintenance	100	0.00	0.00	0.06	0.06	0.06	0.06	0.06	0.06	0.06	0.06	0.06
Muhlenberg County, KY	SO _x	Maintenance	100	0.00	0.00	0.06	0.06	0.06	0.06	0.06	0.06	0.06	0.06	0.06
Muncie, IN	Ozone	Maintenance	100	0.00	0.01	0.24	0.25	0.26	0.25	0.25	0.24	0.25	0.25	0.24
Murray County (Chattahoochee NF), GA	Ozone	Maintenance	100	0.00	0.00	0.01	0.01	0.01	0.01	0.01	0.01	0.01	0.01	0.01
Muscatine County, IA	SO _x	Maintenance	100	0.00	0.00	0.03	0.03	0.03	0.03	0.03	0.03	0.03	0.03	0.03
Muskegon, MI	Ozone	Maintenance	100	0.00	0.01	0.26	0.27	0.27	0.27	0.27	0.26	0.27	0.27	0.26
Nashua, NH	CO	Maintenance	100	0.00	0.00	0.13	0.13	0.13	0.13	0.13	0.13	0.13	0.13	0.13
Nashville, TN	Ozone	Former Subpart 1	50	0.00	0.08	3.18	3.36	3.39	3.37	3.35	3.24	3.35	3.35	3.24
Nevada County (western part), CA	Ozone	Former Subpart 1	50	0.00	0.01	0.25	0.27	0.27	0.27	0.26	0.26	0.26	0.26	0.26
New Haven County, CT	PM ₁₀	Maintenance	100	0.00	0.01	0.26	0.28	0.28	0.28	0.28	0.27	0.28	0.28	0.27
New Haven-Meriden-Waterbury, CT	CO	Maintenance	100	0.00	0.04	1.58	1.67	1.68	1.67	1.66	1.61	1.66	1.66	1.61
New Manchester-Grant Magisterial District (Hancock County), WV	SO _x	Maintenance	100	0.00	0.00	0.01	0.01	0.01	0.01	0.01	0.01	0.01	0.01	0.01
New York County, NY	PM ₁₀	Moderate	100	0.00	0.02	0.92	0.97	0.98	0.98	0.97	0.94	0.97	0.97	0.93
New York-N. New Jersey-Long Island, NY-NJ-CT	CO	Maintenance	100	0.00	-0.69	42.17	43.79	44.21	43.78	43.21	41.29	42.48	42.48	40.33
New York-N. New Jersey-Long Island, NY-NJ-CT	PM _{2.5}	Nonattainment	100	0.00	-1.39	41.11	42.34	42.78	42.30	41.62	39.56	40.62	40.62	38.24
New York-northern New Jersey-Long Island, NY-NJ-CT	Ozone	Moderate	50	0.00	-1.81	25.26	25.56	25.88	25.50	24.91	23.39	23.91	23.91	22.08
Nogales, AZ	PM ₁₀	Moderate	100	0.00	0.00	0.08	0.08	0.09	0.08	0.08	0.08	0.08	0.08	0.08
Norfolk-Virginia Beach-Newport News, VA	Ozone	Maintenance	100	0.00	-6.47	-6.82	-10.25	-9.98	-10.51	-11.56	-13.00	-14.10	-14.10	-16.34
Ogden, UT	CO	Maintenance	100	0.00	0.01	0.28	0.30	0.30	0.30	0.30	0.29	0.30	0.30	0.29
Ogden, UT	PM ₁₀	Moderate	100	0.00	0.01	0.28	0.30	0.30	0.30	0.30	0.29	0.30	0.30	0.29
Oglesby, IL	PM ₁₀	Maintenance	100	0.00	0.00	0.01	0.01	0.01	0.01	0.01	0.01	0.01	0.01	0.01
Olmsted County, MN	PM ₁₀	Maintenance	100	0.00	0.00	0.04	0.05	0.05	0.05	0.05	0.04	0.05	0.05	0.04
Olympia, Tumwater, Lacey, WA	PM ₁₀	Maintenance	100	0.00	0.01	0.20	0.22	0.22	0.22	0.22	0.21	0.22	0.22	0.21
Owens Valley, CA	PM ₁₀	Serious	70	0.00	0.00	0.01	0.01	0.01	0.01	0.01	0.01	0.01	0.01	0.01
Pagosa Springs, CO	PM ₁₀	Maintenance	100	0.00	0.00	0.00	0.00	0.00	0.00	0.00	0.00	0.00	0.00	0.00

Table D1-16 Emission Changes <u>a/</u> by Nonattainment Area with Alternative Standards for HD Vehicles Diesel Particulate Matter (DPM) 2018														
Nonattainment Area	Pollutant	Status <u>c/</u>	General Conformity Threshold <u>d/</u>	Emissions Changes for Proposed Alternatives (tons/year)										
				Alt. 1	Alt. 2	Alt. 3	Alt. 4	Alt. 6A	Alt. 5	Alt. 6 <u>b/</u>	Alt. 7	Alt. 6B	Alt. 8	
				No Action	Engine Only	Class 8 Tractors	Engines & Classes 7-8 Tractors	15% below Preferred Alternative Stringency	Engines, Classes 7-8 Tractors, & Classes 2b-3	Engines, Tractors, & Classes 2b-8	Engines, Tractors, & Truck, & Trailers	20% above Preferred Alternative Stringency	Accelerated Hybrid Adoption	
Parkersburg-Marietta, WV-OH	Ozone	Maintenance	100	0.00	0.02	0.59	0.62	0.62	0.62	0.62	0.62	0.60	0.62	0.60
Parkersburg-Marietta, WV-OH	PM _{2.5}	Nonattainment	100	0.00	0.02	0.59	0.62	0.62	0.62	0.62	0.62	0.60	0.62	0.60
Payson, AZ	PM ₁₀	Maintenance	100	0.00	0.00	0.04	0.04	0.04	0.04	0.04	0.04	0.04	0.04	0.04
Penns Grove, NJ	CO	Maintenance	100	0.00	0.00	0.00	0.00	0.00	0.00	0.00	0.00	0.00	0.00	0.00
Peoria, IL	SO _x	Maintenance	100	0.00	0.00	0.19	0.20	0.20	0.20	0.20	0.20	0.19	0.20	0.19
Perth Amboy, NJ	CO	Maintenance	100	0.00	-0.70	-0.93	-1.31	-1.28	-1.34	-1.45	-1.60	-1.72	-1.96	-1.96
Philadelphia-Camden County, PA-NJ	CO	Maintenance	100	0.00	0.02	0.79	0.84	0.85	0.84	0.84	0.81	0.83	0.81	0.81
Philidelphia-Wilmington, PA-NY-DE	PM _{2.5}	Nonattainment	100	0.00	-9.93	-6.59	-11.66	-11.21	-12.05	-13.71	-16.08	-17.65	-21.27	-21.27
Philidelphia-Wilmington-Atlantic City, PA-NY-MD-DE	Ozone	Moderate	50	0.00	-9.82	-2.48	-7.32	-6.84	-7.70	-9.39	-11.89	-13.33	-17.09	-17.09
Phoenix, AZ	CO	Maintenance	100	0.00	0.45	17.23	18.24	18.38	18.27	18.16	17.58	18.16	17.58	17.58
Phoenix, AZ	PM ₁₀	Serious	70	0.00	0.45	17.23	18.24	18.38	18.27	18.16	17.58	18.16	17.58	17.58
Phoenix-Mesa, AZ	Ozone	Former Subpart 1	50	0.00	0.23	8.78	9.30	9.37	9.31	9.26	8.96	9.26	8.96	8.96
Pierce County, WA	PM ₁₀	Maintenance	100	0.00	0.00	0.02	0.02	0.02	0.02	0.02	0.02	0.02	0.02	0.02
Pinehurst, ID	PM ₁₀	Moderate	100	0.00	0.00	0.00	0.00	0.00	0.00	0.00	0.00	0.00	0.00	0.00
Pittsburgh, PA	CO	Maintenance	100	0.00	0.00	0.04	0.04	0.04	0.04	0.04	0.04	0.04	0.04	0.04
Pittsburgh-Beaver Valley, PA	Ozone	Former Subpart 1	50	0.00	0.20	7.70	8.15	8.21	8.17	8.12	7.86	8.12	7.86	7.86
Pittsburgh-Beaver Valley, PA	PM _{2.5}	Nonattainment	100	0.00	0.20	7.70	8.15	8.21	8.17	8.12	7.86	8.12	7.86	7.86
Polk County, TN	SO _x	Maintenance	100	0.00	0.00	0.04	0.04	0.04	0.04	0.04	0.04	0.04	0.04	0.04
Polson, MT	PM ₁₀	Moderate	100	0.00	0.00	0.01	0.01	0.01	0.01	0.01	0.01	0.01	0.01	0.01
Portland, ME	Ozone	Maintenance	100	0.00	0.03	1.11	1.17	1.18	1.18	1.17	1.13	1.17	1.13	1.13
Portland, OR	CO	Maintenance	100	0.00	0.02	2.25	2.36	2.38	2.36	2.34	2.26	2.33	2.24	2.24
Portneuf Valley, ID	PM ₁₀	Maintenance	100	0.00	0.00	0.09	0.09	0.09	0.09	0.09	0.09	0.09	0.09	0.09
Poughkeepsie, NY	Ozone	Moderate	50	0.00	0.07	2.59	2.75	2.77	2.75	2.74	2.65	2.74	2.65	2.65
Presque Isle, ME	PM ₁₀	Maintenance	100	0.00	0.00	0.02	0.02	0.02	0.02	0.02	0.02	0.02	0.02	0.02
Providence (entire State), RI	Ozone	Moderate	50	0.00	0.05	1.93	2.04	2.06	2.04	2.03	1.97	2.03	1.97	1.97
Provo, UT	CO	Maintenance	100	0.00	0.01	0.31	0.32	0.33	0.33	0.32	0.31	0.32	0.31	0.31
Raleigh-Durham, NC	CO	Maintenance	100	0.00	0.07	2.50	2.65	2.67	2.65	2.64	2.55	2.64	2.55	2.55
Raleigh-Durham-Chapel Hill, NC	Ozone	Maintenance	100	0.00	0.09	3.42	3.62	3.64	3.62	3.60	3.48	3.60	3.48	3.48
Ramsey County, MN	PM ₁₀	Maintenance	100	0.00	0.00	0.00	0.00	0.00	0.00	0.00	0.00	0.00	0.00	0.00
Reading, PA	Ozone	Maintenance	100	0.00	0.03	1.32	1.40	1.41	1.40	1.39	1.35	1.39	1.34	1.34
Reading, PA	PM _{2.5}	Nonattainment	100	0.00	0.03	1.32	1.40	1.41	1.40	1.39	1.35	1.39	1.34	1.34
Reno, NV	CO	Maintenance	100	0.00	0.01	0.48	0.51	0.52	0.51	0.51	0.49	0.51	0.49	0.49
Rhineland (Oneida County), WI	SO _x	Maintenance	100	0.00	0.00	0.00	0.00	0.00	0.00	0.00	0.00	0.00	0.00	0.00
Richmond-Petersburg, VA	Ozone	Maintenance	100	0.00	0.06	2.42	2.56	2.58	2.56	2.55	2.47	2.55	2.46	2.46
Rillito, AZ	PM ₁₀	Moderate	100	0.00	0.00	0.09	0.10	0.10	0.10	0.09	0.09	0.09	0.09	0.09
Riverside County (Coachella Valley), CA	Ozone	Severe	25	0.00	0.03	1.18	1.24	1.25	1.25	1.24	1.20	1.24	1.20	1.20
Roanoke, VA	Ozone	Former Subpart 1	50	0.00	0.01	0.53	0.56	0.56	0.56	0.55	0.54	0.55	0.54	0.54
Rochester (Olmsted County), MN	SO _x	Maintenance	100	0.00	0.00	0.16	0.17	0.17	0.17	0.17	0.16	0.17	0.16	0.16
Rochester, NY	Ozone	Former Subpart 1	50	0.00	0.07	2.66	2.81	2.83	2.82	2.80	2.71	2.80	2.71	2.71
Rocky Mount, NC	Ozone	Maintenance	100	0.00	0.01	0.37	0.40	0.40	0.40	0.39	0.38	0.39	0.38	0.38
Rome, GA	PM _{2.5}	Nonattainment	100	0.00	0.01	0.24	0.25	0.26	0.25	0.25	0.24	0.25	0.24	0.24
Ronan, MT	PM ₁₀	Moderate	100	0.00	0.00	0.00	0.00	0.00	0.00	0.00	0.00	0.00	0.00	0.00
Rothschild, Rib Mountain, Weston (Marathon County), WI	SO _x	Maintenance	100	0.00	0.00	0.01	0.01	0.01	0.01	0.01	0.01	0.01	0.01	0.01

Table D1-16 Emission Changes <u>a</u> / by Nonattainment Area with Alternative Standards for HD Vehicles Diesel Particulate Matter (DPM) 2018													
Nonattainment Area	Pollutant	Status <u>c</u> /	General Conformity Threshold <u>d</u> /	Emissions Changes for Proposed Alternatives (tons/year)									
				Alt. 1	Alt. 2	Alt. 3	Alt. 4	Alt. 6A	Alt. 5	Alt. 6 <u>b</u> /	Alt. 7	Alt. 6B	Alt. 8
				No Action	Engine Only	Class 8 Tractors	Engines & Classes 7-8 Tractors	15% below Preferred Alternative Stringency	Engines, Classes 7-8 Tractors, & Classes 2b-3	Engines, Tractors, & Classes 2b-8	Engines, Tractors, & Trucks, & Trailers	20% above Preferred Alternative Stringency	Accelerated Hybrid Adoption
Sacramento County, CA	PM ₁₀	Moderate	100	0.00	0.07	2.78	2.94	2.97	2.95	2.93	2.84	2.93	2.84
Sacramento Metro, CA	Ozone	Severe	25	0.00	0.13	4.94	5.23	5.27	5.24	5.21	5.04	5.21	5.04
Sacramento, CA	CO	Maintenance	100	0.00	0.08	3.09	3.27	3.29	3.27	3.26	3.15	3.26	3.15
Salem, OR	CO	Maintenance	100	0.00	0.01	0.26	0.28	0.28	0.28	0.28	0.27	0.28	0.27
Salt Lake City, UT	CO	Maintenance	100	0.00	-1.63	-2.07	-2.95	-2.89	-3.02	-3.28	-3.62	-3.91	-4.46
Salt Lake County, UT	PM ₁₀	Moderate	100	0.00	-1.53	1.54	0.87	0.96	0.81	0.53	0.06	-0.10	-0.78
Salt Lake County, UT	SO _x	Nonattainment	100	0.00	0.11	4.02	4.26	4.29	4.27	4.24	4.10	4.24	4.10
San Antonio, TX	Ozone	Former Subpart 1	50	0.00	0.09	3.61	3.82	3.85	3.83	3.80	3.68	3.80	3.68
San Bernardino County, CA	PM ₁₀	Moderate	100	0.00	0.02	0.83	0.88	0.88	0.88	0.87	0.85	0.87	0.85
San Diego, CA	CO	Maintenance	100	0.00	0.41	15.64	16.56	16.68	16.58	16.48	15.95	16.48	15.95
San Diego, CA	Ozone	Former Subpart 1	50	0.00	0.41	15.64	16.56	16.68	16.58	16.48	15.95	16.48	15.95
San Francisco Bay Area, CA	Ozone	Marginal	50	0.00	-13.21	-8.27	-15.00	-14.40	-15.53	-17.74	-20.91	-22.98	-27.82
San Francisco-Oakland-San Jose, CA	CO	Maintenance	100	0.00	-13.17	-6.61	-13.24	-12.63	-13.76	-15.98	-19.21	-21.23	-26.12
San Joaquin Valley, CA	Ozone	Extreme	10	0.00	0.55	25.34	26.77	26.97	26.81	26.63	25.74	26.58	25.67
San Joaquin Valley, CA	PM ₁₀	Maintenance	100	0.00	0.55	25.34	26.77	26.97	26.81	26.63	25.74	26.58	25.67
San Joaquin Valley, CA	PM _{2.5}	Nonattainment	100	0.00	0.55	25.34	26.77	26.97	26.81	26.63	25.74	26.58	25.67
San Manuel (Pinal County), AZ	SO _x	Maintenance	100	0.00	0.00	0.06	0.07	0.07	0.07	0.07	0.06	0.07	0.06
Sanders County (part);Thompson Falls and vicinity, MT	PM ₁₀	Moderate	100	0.00	0.00	0.00	0.00	0.00	0.00	0.00	0.00	0.00	0.00
Scranton-Wilkes Barre, PA	Ozone	Maintenance	100	0.00	0.03	1.33	1.41	1.42	1.41	1.40	1.36	1.40	1.36
Seattle-Tacoma, WA	CO	Maintenance	100	0.00	0.15	5.79	6.13	6.17	6.14	6.10	5.90	6.10	5.90
Sheboygan, WI	Ozone	Moderate	50	0.00	0.01	0.23	0.25	0.25	0.25	0.24	0.24	0.24	0.24
Sheridan, WY	PM ₁₀	Moderate	100	0.00	0.00	0.04	0.05	0.05	0.05	0.05	0.04	0.05	0.04
Shoshone County, ID	PM ₁₀	Moderate	100	0.00	0.00	0.00	0.00	0.00	0.00	0.00	0.00	0.00	0.00
Somerville, NJ	CO	Maintenance	100	0.00	0.00	0.03	0.04	0.04	0.04	0.04	0.03	0.04	0.03
South Bend-Elkhart, IN	Ozone	Maintenance	100	0.00	0.02	0.90	0.95	0.96	0.95	0.95	0.92	0.95	0.92
Southeast Chicago, IL	PM ₁₀	Maintenance	100	0.00	-0.03	0.31	0.31	0.32	0.31	0.30	0.28	0.29	0.26
Spokane County, WA	PM ₁₀	Maintenance	100	0.00	0.02	0.58	0.61	0.62	0.61	0.61	0.59	0.61	0.59
Spokane, WA	CO	Maintenance	100	0.00	0.02	0.57	0.60	0.61	0.61	0.60	0.58	0.60	0.58
Springfield (western MA), MA	Ozone	Moderate	50	0.00	0.05	1.77	1.88	1.89	1.88	1.87	1.81	1.87	1.81
Springfield, MA	CO	Maintenance	100	0.00	0.01	0.28	0.30	0.30	0.30	0.30	0.29	0.30	0.29
St Louis, MO	CO	Maintenance	100	0.00	0.03	1.88	1.98	2.00	1.98	1.97	1.90	1.96	1.89
St Louis, MO-IL	Ozone	Moderate	50	0.00	-26.14	-33.98	-48.12	-47.09	-49.16	-53.35	-58.90	-63.54	-72.33
St. Louis, MO-IL	PM _{2.5}	Nonattainment	100	0.00	-26.14	-34.02	-48.16	-47.13	-49.21	-53.39	-58.94	-63.59	-72.37
State College, PA	Ozone	Maintenance	100	0.00	0.01	0.33	0.35	0.35	0.35	0.35	0.34	0.35	0.34
Steamboat Springs, CO	PM ₁₀	Maintenance	100	0.00	0.00	0.03	0.04	0.04	0.04	0.04	0.03	0.04	0.03
Steubenville & Mingo Junction, OH	SO _x	Maintenance	100	0.00	0.00	0.09	0.09	0.09	0.09	0.09	0.09	0.09	0.09
Steubenville-Weirton, OH-WV	Ozone	Maintenance	100	0.00	-0.04	0.32	0.32	0.33	0.32	0.31	0.29	0.29	0.27
Steubenville-Weirton, OH-WV	PM _{2.5}	Nonattainment	100	0.00	-0.04	0.32	0.32	0.33	0.32	0.31	0.29	0.29	0.27
Stockton, CA	CO	Maintenance	100	0.00	0.02	0.86	0.91	0.92	0.92	0.91	0.88	0.91	0.88
Sutter County (Sutter Buttes), CA	Ozone	Former Subpart 1	50	0.00	0.00	0.00	0.00	0.00	0.00	0.00	0.00	0.00	0.00
Syracuse, NY	CO	Maintenance	100	0.00	0.03	1.03	1.09	1.10	1.09	1.09	1.05	1.09	1.05
Telluride, CO	PM ₁₀	Maintenance	100	0.00	0.00	0.00	0.00	0.00	0.00	0.00	0.00	0.00	0.00
Terre Haute, IN	Ozone	Maintenance	100	0.00	0.01	0.27	0.29	0.29	0.29	0.29	0.28	0.29	0.28

Nonattainment Area	Pollutant	Status ^{c/}	General Conformity Threshold ^{d/}	Emissions Changes for Proposed Alternatives (tons/year)											
				Alt. 1	Alt. 2	Alt. 3	Alt. 4	Alt. 6A	Alt. 5	Alt. 6 ^{b/}	Alt. 7	Alt. 6B	Alt. 8		
				No Action	Engine Only	Class 8 Tractors	Engines & Classes 7-8 Tractors	15% below Preferred Alternative Stringency	Engines, Classes 7-8 Tractors, & Classes 2b-3	Engines, Tractors, & Classes 2b-8	Engines, Tractors, & Trailers	20% above Preferred Alternative Stringency	Accelerated Hybrid Adoption		
Tioga County, PA	Ozone	Maintenance	100	0.00	0.00	0.11	0.12	0.12	0.12	0.12	0.12	0.12	0.12	0.12	0.12
Toledo, OH	Ozone	Maintenance	100	0.00	-6.19	-8.35	-11.71	-11.47	-11.96	-12.94	-14.25	-15.36	-17.42		
Toms River, NJ	CO	Maintenance	100	0.00	0.00	0.19	0.20	0.20	0.20	0.20	0.19	0.20	0.19		
Tooele County, UT	SO _x	Nonattainment	100	0.00	0.01	0.20	0.21	0.21	0.21	0.21	0.20	0.21	0.20		
Trenton, NJ	CO	Maintenance	100	0.00	0.00	0.17	0.18	0.19	0.18	0.18	0.18	0.18	0.18		
Trona, CA	PM ₁₀	Moderate	100	0.00	0.00	0.01	0.01	0.01	0.01	0.01	0.01	0.01	0.01		
Tucson, AZ	CO	Maintenance	100	0.00	0.05	1.91	2.02	2.04	2.02	2.01	1.95	2.01	1.95		
Utah County, UT	PM ₁₀	Moderate	100	0.00	0.02	0.93	0.99	0.99	0.99	0.98	0.95	0.98	0.95		
Vancouver, WA	CO	Maintenance	100	0.00	0.02	0.59	0.62	0.63	0.62	0.62	0.60	0.62	0.60		
Ventura County, CA	Ozone	Serious	50	0.00	0.03	1.56	1.65	1.66	1.65	1.64	1.59	1.64	1.58		
Vermillion County, IN	PM ₁₀	Maintenance	100	0.00	0.00	0.01	0.02	0.02	0.02	0.02	0.01	0.02	0.01		
Vigo County, IN	SO _x	Maintenance	100	0.00	0.01	0.27	0.29	0.29	0.29	0.29	0.28	0.29	0.28		
Wallula, WA	PM ₁₀	Maintenance	100	0.00	0.00	0.00	0.00	0.00	0.00	0.00	0.00	0.00	0.00		
Waltham, MA	CO	Maintenance	100	0.00	0.00	0.11	0.12	0.12	0.12	0.12	0.11	0.12	0.11		
Warren County, NJ	SO _x	Maintenance	100	0.00	0.00	0.07	0.07	0.08	0.07	0.07	0.07	0.07	0.07		
Warren County, PA	SO _x	Nonattainment	100	0.00	0.00	0.02	0.02	0.02	0.02	0.02	0.02	0.02	0.01		
Washington County (Hagerstown), MD	Ozone	Former Subpart 1	50	0.00	0.01	0.42	0.45	0.45	0.45	0.45	0.43	0.45	0.43		
Washington, DC-MD-VA	CO	Maintenance	100	0.00	0.62	23.69	25.09	25.27	25.12	24.98	24.17	24.98	24.17		
Washington, DC-MD-VA	Ozone	Moderate	50	0.00	0.62	23.69	25.09	25.27	25.12	24.98	24.17	24.98	24.17		
Washington, DC-MD-VA	PM _{2.5}	Nonattainment	100	0.00	0.62	23.69	25.09	25.27	25.12	24.98	24.17	24.98	24.17		
Washoe County, NV	PM ₁₀	Serious	70	0.00	0.01	0.48	0.51	0.52	0.51	0.51	0.49	0.51	0.49		
Waterford Township (Washington County), OH	SO _x	Maintenance	100	0.00	0.00	0.01	0.01	0.01	0.01	0.01	0.01	0.01	0.01		
Wayne County, IN	SO _x	Maintenance	100	0.00	0.00	0.15	0.16	0.16	0.16	0.16	0.15	0.16	0.15		
Wayne County, MI	PM ₁₀	Maintenance	100	0.00	-3.26	-4.81	-6.60	-6.48	-6.73	-7.25	-7.91	-8.51	-9.58		
Weirton, WV	PM ₁₀	Maintenance	100	0.00	0.00	0.05	0.05	0.05	0.05	0.05	0.05	0.05	0.05		
Weirton, WV	SO _x	Maintenance	100	0.00	0.00	0.05	0.05	0.05	0.05	0.05	0.05	0.05	0.05		
Wheeling, WV-OH	Ozone	Maintenance	100	0.00	0.02	0.62	0.65	0.66	0.65	0.65	0.63	0.65	0.63		
Wheeling, WV-OH	PM _{2.5}	Nonattainment	100	0.00	0.02	0.62	0.65	0.66	0.65	0.65	0.63	0.65	0.63		
Winston-Salem, NC	CO	Maintenance	100	0.00	0.02	0.81	0.86	0.86	0.86	0.85	0.83	0.85	0.83		
Worcester, MA	CO	Maintenance	100	0.00	0.01	0.42	0.44	0.45	0.44	0.44	0.43	0.44	0.43		
Yakima County, WA	PM ₁₀	Maintenance	100	0.00	0.00	0.18	0.19	0.19	0.19	0.19	0.19	0.19	0.19		
Yakima, WA	CO	Maintenance	100	0.00	0.00	0.07	0.08	0.08	0.08	0.08	0.07	0.08	0.07		
York, PA	Ozone	Maintenance	100	0.00	0.04	1.54	1.63	1.64	1.64	1.63	1.57	1.63	1.57		
York, PA	PM _{2.5}	Nonattainment	100	0.00	0.04	1.54	1.63	1.64	1.64	1.63	1.57	1.63	1.57		
Youngstown-Warren-Sharon, OH-PA	Ozone	Maintenance	100	0.00	0.03	1.30	1.38	1.39	1.38	1.38	1.33	1.38	1.33		
Yuma, AZ	PM ₁₀	Moderate	100	0.00	0.01	0.35	0.37	0.38	0.37	0.37	0.36	0.37	0.36		

^{a/} Negative emissions changes indicate reductions; positive emissions changes are increases. Values of less than 0.005 tons/year are rounded to zero.

^{b/} Preferred Alternative

^{c/} Pollutants for which the area is designated nonattainment or maintenance as of 2010. Source: 40 CFR 81.

^{d/} Emissions thresholds in tons/year of: CO in CO maintenance and nonattainment areas; VOC or NO_x in ozone maintenance and nonattainment areas; primary PM_{2.5} in PM_{2.5} maintenance and nonattainment areas; primary PM₁₀ in PM₁₀ maintenance and nonattainment areas; and SO₂ in SO₂ maintenance and nonattainment areas. Source: 40 CFR § 93.153. These thresholds are provided for information only; a general conformity determination is not required for the proposed actions. (See section 3.3.1.)

Source: EPA (U.S. Environmental Protection Agency). 2010. The Green Book Nonattainment Areas. Washington, District of Columbia. Last Revised: June 16, 2010. U.S. Environmental Protection Agency. Available: <http://www.epa.gov/oaqps001/greenbk/>. Accessed: August 6, 2010.

Table D1-17 Emission Changes <u>a/</u> by Nonattainment Area with Alternative Standards for HD Vehicles Diesel Particulate Matter (DPM) 2030														
Nonattainment Area	Pollutant	Status <u>c/</u>	General Conformity Threshold <u>d/</u>	Emissions Changes for Proposed Alternatives (tons/year)										
				Alt. 1	Alt. 2	Alt. 3	Alt. 4	Alt. 6A	Alt. 5	Alt. 6 <u>b/</u>	Alt. 7	Alt. 6B	Alt. 8	
				No Action	Engine Only	Class 8 Tractors	Engines & Classes 7-8 Tractors	15% below Preferred Alternative Stringency	Engines, Classes 7-8 Tractors, & Classes 2b-3	Engines, Tractors, & Classes 2b-8	Engines, Tractors, & Truck, & Trailers	20% above Preferred Alternative Stringency	Accelerated Hybrid Adoption	
Addison Township (Gallia County), OH	SO _x	Maintenance	100	0.00	0.00	0.01	0.01	0.01	0.01	0.01	0.01	0.01	0.01	0.01
Ajo (Pima County), AZ	PM ₁₀	Moderate	100	0.00	0.00	0.03	0.03	0.03	0.03	0.03	0.03	0.03	0.03	0.03
Ajo (Pima County), AZ	SO _x	Maintenance	100	0.00	0.00	0.02	0.02	0.02	0.02	0.02	0.02	0.02	0.02	0.02
Albany-Schenectady-Troy, NY	Ozone	Former Subpart 1	50	0.00	0.11	3.37	3.58	3.61	3.58	3.56	3.44	3.56	3.44	3.44
Albuquerque, NM	CO	Maintenance	100	0.00	0.09	2.69	2.85	2.87	2.85	2.83	2.74	2.83	2.74	2.74
Allegan County, MI	Ozone	Former Subpart 1	50	0.00	0.03	1.07	1.13	1.14	1.13	1.13	1.09	1.13	1.09	1.09
Allentown-Bethlehem-Easton, PA	Ozone	Maintenance	100	0.00	0.09	2.80	2.98	3.00	2.98	2.96	2.86	2.96	2.86	2.86
Altoona, PA	Ozone	Maintenance	100	0.00	0.01	0.46	0.48	0.49	0.48	0.48	0.46	0.48	0.46	0.46
Amador and Calveras Counties (Central Mountain), CA	Ozone	Former Subpart 1	50	0.00	0.02	0.54	0.57	0.57	0.57	0.57	0.55	0.57	0.55	0.55
Anchorage, AK	CO	Maintenance	100	0.00	0.01	0.37	0.39	0.40	0.39	0.39	0.38	0.39	0.38	0.38
Anthony, NM	PM ₁₀	Moderate	100	0.00	0.00	0.04	0.04	0.04	0.04	0.04	0.04	0.04	0.04	0.04
Armstrong County, PA	SO _x	Nonattainment	100	0.00	0.00	0.02	0.02	0.02	0.02	0.02	0.02	0.02	0.02	0.02
Aspen, CO	PM ₁₀	Maintenance	100	0.00	0.00	0.04	0.04	0.04	0.04	0.04	0.04	0.04	0.04	0.04
Atlanta, GA	Ozone	Moderate	50	0.00	2.22	69.08	73.38	73.88	73.38	72.88	70.40	72.88	70.40	70.40
Atlanta, GA	PM _{2.5}	Nonattainment	100	0.00	2.22	69.08	73.38	73.88	73.38	72.88	70.40	72.88	70.40	70.40
Atlantic City, NJ	CO	Maintenance	100	0.00	0.00	0.07	0.07	0.08	0.07	0.07	0.07	0.07	0.07	0.07
Bakersfield, CA	CO	Maintenance	100	0.00	-0.15	1.62	1.62	1.63	1.59	1.55	1.46	1.48	1.29	1.29
Baltimore, MD	CO	Maintenance	100	0.00	0.46	14.19	15.07	15.18	15.07	14.97	14.46	14.97	14.46	14.46
Baltimore, MD	Ozone	Moderate	50	0.00	0.46	14.19	15.07	15.18	15.07	14.97	14.46	14.97	14.46	14.46
Baltimore, MD	PM _{2.5}	Nonattainment	100	0.00	0.46	14.19	15.07	15.18	15.07	14.97	14.46	14.97	14.46	14.46
Baton Rouge, LA	Ozone	Moderate	50	0.00	-12.54	-11.68	-18.27	-18.86	-19.91	-21.67	-23.32	-25.89	-33.31	-33.31
Beaumont-Port Arthur, TX	Ozone	Moderate	50	0.00	-15.13	-16.12	-24.16	-24.89	-26.13	-28.24	-30.15	-33.31	-42.16	-42.16
Benton County, TN	SO _x	Maintenance	100	0.00	0.00	0.02	0.02	0.02	0.02	0.02	0.02	0.02	0.02	0.02
Benton Harbor, MI	Ozone	Maintenance	100	0.00	0.04	1.24	1.32	1.33	1.32	1.31	1.26	1.31	1.26	1.26
Benzie County, MI	Ozone	Maintenance	100	0.00	0.01	0.17	0.18	0.18	0.18	0.18	0.17	0.18	0.17	0.17
Berkeley and Jefferson Counties, WV	Ozone	Maintenance	100	0.00	0.03	1.09	1.16	1.16	1.16	1.15	1.11	1.15	1.11	1.11
Billings, MT	CO	Maintenance	100	0.00	-6.69	-7.73	-11.31	-11.63	-12.18	-13.10	-13.92	-15.34	-19.21	-19.21
Birmingham, AL	Ozone	Maintenance	100	0.00	0.03	8.05	8.44	8.49	8.41	8.31	7.98	8.23	7.79	7.79
Birmingham, AL	PM _{2.5}	Nonattainment	100	0.00	0.03	8.05	8.44	8.49	8.41	8.31	7.98	8.23	7.79	7.79
Boise-Northern Ada County, ID	CO	Maintenance	100	0.00	0.10	3.11	3.30	3.33	3.30	3.28	3.17	3.28	3.17	3.17
Boise-Northern Ada County, ID	PM ₁₀	Maintenance	100	0.00	0.10	3.11	3.30	3.33	3.30	3.28	3.17	3.28	3.17	3.17
Bonner County (Sandpoint), ID	PM ₁₀	Moderate	100	0.00	0.00	0.08	0.09	0.09	0.09	0.09	0.08	0.09	0.08	0.08
Boston, MA	CO	Maintenance	100	0.00	0.10	3.04	3.23	3.25	3.23	3.20	3.10	3.20	3.10	3.10
Boston-Lawrence-Worcester (eastern MA), MA	Ozone	Moderate	50	0.00	0.64	19.89	21.13	21.27	21.13	20.98	20.27	20.98	20.27	20.27
Boston-Manchester-Portsmouth (southeast NH), NH	Ozone	Moderate	50	0.00	0.10	3.14	3.34	3.36	3.34	3.32	3.20	3.32	3.20	3.20
Boyd County (part), KY	SO _x	Maintenance	100	0.00	0.00	0.05	0.06	0.06	0.06	0.06	0.06	0.06	0.06	0.06
Buffalo-Niagara Falls, NY	Ozone	Former Subpart 1	50	0.00	0.10	3.23	3.43	3.45	3.43	3.40	3.29	3.40	3.29	3.29
Burlington, NJ	CO	Maintenance	100	0.00	0.00	0.04	0.04	0.04	0.04	0.04	0.04	0.04	0.04	0.04
Butte, MT	PM ₁₀	Moderate	100	0.00	0.00	0.13	0.13	0.14	0.13	0.13	0.13	0.13	0.13	0.13
Canon City, CO	PM ₁₀	Maintenance	100	0.00	0.00	0.10	0.10	0.10	0.10	0.10	0.10	0.10	0.10	0.10
Canton-Massillon, OH	Ozone	Maintenance	100	0.00	-0.98	1.68	1.28	1.25	1.14	0.97	0.74	0.61	-0.11	-0.11
Canton-Massillon, OH	PM _{2.5}	Nonattainment	100	0.00	-0.98	1.68	1.28	1.25	1.14	0.97	0.74	0.61	-0.11	-0.11
Case County, MI	Ozone	Maintenance	100	0.00	0.01	0.31	0.33	0.33	0.33	0.32	0.31	0.32	0.31	0.31

Table D1-17 Emission Changes <u>a/</u> by Nonattainment Area with Alternative Standards for HD Vehicles Diesel Particulate Matter (DPM) 2030														
Nonattainment Area	Pollutant	Status <u>c/</u>	General Conformity Threshold <u>d/</u>	Emissions Changes for Proposed Alternatives (tons/year)										
				Alt. 1	Alt. 2	Alt. 3	Alt. 4	Alt. 6A	Alt. 5	Alt. 6 <u>b/</u>	Alt. 7	Alt. 6B	Alt. 8	
				No Action	Engine Only	Class 8 Tractors	Engines & Classes 7-8 Tractors	15% below Preferred Alternative Stringency	Engines, Classes 7-8 Tractors, & Classes 2b-3	Engines, Tractors, & Classes 2b-8	Engines, Tractors, & Truckers, & Trailers	20% above Preferred Alternative Stringency	Accelerated Hybrid Adoption	
Center Township (Morgan County), OH	SO _x	Maintenance	100	0.00	0.00	0.00	0.00	0.00	0.00	0.00	0.00	0.00	0.00	0.00
Central Steptoe Valley (White Pine County), NV	SO _x	Maintenance	100	0.00	0.00	0.01	0.01	0.01	0.01	0.01	0.01	0.01	0.01	0.01
Charleston, WV	Ozone	Maintenance	100	0.00	0.11	3.43	3.64	3.67	3.64	3.62	3.49	3.62	3.49	3.49
Charleston, WV	PM _{2.5}	Nonattainment	100	0.00	0.11	3.43	3.64	3.67	3.64	3.62	3.49	3.62	3.49	3.49
Charlotte, NC	CO	Maintenance	100	0.00	0.12	3.80	4.04	4.07	4.04	4.01	3.87	4.01	3.87	3.87
Charlotte-Gastonia-Rock Hill, NC-SC	Ozone	Moderate	50	0.00	0.28	8.71	9.25	9.31	9.25	9.19	8.87	9.19	8.87	8.87
Chattanooga, TN-GA-AL	PM _{2.5}	Nonattainment	100	0.00	0.10	2.98	3.17	3.19	3.17	3.15	3.04	3.14	3.04	3.04
Chattanooga, TN-GA	Ozone	Former Subpart 1	50	0.00	0.09	2.79	2.96	2.98	2.96	2.94	2.84	2.94	2.84	2.84
Chicago-Gary-Lake County, IL-IN	Ozone	Moderate	50	0.00	-15.77	67.49	63.05	62.79	60.63	57.42	51.94	51.19	37.20	37.20
Chicago-Gary-Lake County, IL-IN	PM _{2.5}	Nonattainment	100	0.00	-15.77	67.49	63.05	62.79	60.63	57.42	51.94	51.19	37.20	37.20
Chico, CA	CO	Maintenance	100	0.00	0.04	1.19	1.26	1.27	1.26	1.25	1.21	1.25	1.21	1.21
Chico, CA	Ozone	Former Subpart 1	50	0.00	0.04	1.19	1.26	1.27	1.26	1.25	1.21	1.25	1.21	1.21
Cincinnati-Hamilton, OH-KY-IN	Ozone	Former Subpart 1	50	0.00	0.68	21.32	22.64	22.80	22.64	22.49	21.72	22.49	21.72	21.72
Cincinnati-Hamilton, OH-KY-IN	PM _{2.5}	Nonattainment	100	0.00	0.68	21.32	22.64	22.80	22.64	22.49	21.72	22.49	21.72	21.72
Clairton & 4 Boroughs, PA	PM ₁₀	Maintenance	100	0.00	0.00	0.04	0.04	0.04	0.04	0.04	0.04	0.04	0.04	0.04
Clark County, NV	PM ₁₀	Serious	70	0.00	0.03	1.00	1.06	1.07	1.06	1.05	1.02	1.05	1.02	1.02
Clarksville-Hopkinsville, TN-KY	Ozone	Maintenance	100	0.00	0.06	1.75	1.86	1.87	1.86	1.84	1.78	1.84	1.78	1.78
Clearfield and Indiana Counties, PA	Ozone	Maintenance	100	0.00	0.05	1.55	1.64	1.65	1.64	1.63	1.57	1.63	1.57	1.57
Cleveland, OH	CO	Maintenance	100	0.00	0.14	4.47	4.75	4.78	4.75	4.71	4.55	4.71	4.55	4.55
Cleveland-Akron-Lorain, OH	Ozone	Maintenance	100	0.00	0.90	28.21	29.97	30.17	29.97	29.76	28.75	29.76	28.75	28.75
Cleveland-Akron-Lorain, OH	PM _{2.5}	Nonattainment	100	0.00	0.90	28.21	29.97	30.17	29.97	29.76	28.75	29.76	28.75	28.75
Coachella Valley, CA	PM ₁₀	Serious	70	0.00	0.06	1.78	1.90	1.91	1.90	1.88	1.82	1.88	1.82	1.82
Colbert County, AL	SO _x	Maintenance	100	0.00	0.01	0.29	0.31	0.31	0.31	0.31	0.30	0.31	0.30	0.30
Colorado Springs, CO	CO	Maintenance	100	0.00	0.07	2.11	2.24	2.25	2.24	2.22	2.15	2.22	2.15	2.15
Columbia Falls, MT	PM ₁₀	Moderate	100	0.00	0.00	0.03	0.03	0.03	0.03	0.03	0.03	0.03	0.03	0.03
Columbia, SC	Ozone	Former Subpart 1	50	0.00	0.12	3.87	4.11	4.14	4.11	4.08	3.94	4.08	3.94	3.94
Columbus, OH	Ozone	Maintenance	100	0.00	0.63	19.49	20.70	20.84	20.70	20.56	19.86	20.56	19.86	19.86
Columbus, OH	PM _{2.5}	Nonattainment	100	0.00	0.63	19.49	20.70	20.84	20.70	20.56	19.86	20.56	19.86	19.86
Conewango Township (Warren County), PA	SO _x	Maintenance	100	0.00	-0.01	0.00	0.00	0.00	0.00	0.00	0.00	-0.01	-0.01	-0.01
Coso Junction, CA	PM ₁₀	Moderate	100	0.00	0.00	0.00	0.00	0.00	0.00	0.00	0.00	0.00	0.00	0.00
Cuyahoga County, OH	PM ₁₀	Maintenance	100	0.00	0.26	8.14	8.65	8.71	8.65	8.59	8.29	8.59	8.29	8.29
Cuyahoga County, OH	SO _x	Maintenance	100	0.00	0.26	8.14	8.65	8.71	8.65	8.59	8.29	8.59	8.29	8.29
Dallas-Fort Worth, TX	Ozone	Moderate	50	0.00	0.68	21.28	22.61	22.76	22.61	22.45	21.69	22.45	21.69	21.69
Dayton-Springfield, OH	Ozone	Maintenance	100	0.00	0.28	8.72	9.26	9.32	9.26	9.20	8.88	9.20	8.88	8.88
Dayton-Springfield, OH	PM _{2.5}	Nonattainment	100	0.00	0.28	8.72	9.26	9.32	9.26	9.20	8.88	9.20	8.88	8.88
Denver Metro, CO	PM ₁₀	Maintenance	100	0.00	-7.89	0.14	-3.65	-3.98	-4.71	-5.91	-7.27	-8.66	-13.75	-13.75
Denver-Boulder, CO	CO	Maintenance	100	0.00	-7.91	-0.35	-4.17	-4.50	-5.24	-6.43	-7.77	-9.18	-14.25	-14.25
Denver-Boulder-Greeley-Fort Collins-Loveland, CO	Ozone	Former Subpart 1	50	0.00	-7.81	2.80	-0.83	-1.13	-1.89	-3.11	-4.56	-5.85	-11.04	-11.04
Detroit, MI	CO	Maintenance	100	0.00	-5.34	4.35	1.98	1.78	1.24	0.38	-0.71	-1.52	-5.21	-5.21
Detroit-Ann Arbor, MI	Ozone	Maintenance	100	0.00	-4.03	60.05	60.91	61.10	60.11	58.77	55.59	56.70	50.70	50.70
Detroit-Ann Arbor, MI	PM _{2.5}	Nonattainment	100	0.00	-4.03	60.05	60.91	61.10	60.11	58.77	55.59	56.70	50.70	50.70
Door County, WI	Ozone	Former Subpart 1	50	0.00	0.01	0.24	0.26	0.26	0.26	0.26	0.25	0.26	0.25	0.25
Douglas (Cochise County), AZ	PM ₁₀	Moderate	100	0.00	0.01	0.35	0.38	0.38	0.38	0.37	0.36	0.37	0.36	0.36

Table D1-17 Emission Changes <u>a/</u> by Nonattainment Area with Alternative Standards for HD Vehicles Diesel Particulate Matter (DPM) 2030													
Nonattainment Area	Pollutant	Status <u>c/</u>	General Conformity Threshold <u>d/</u>	Emissions Changes for Proposed Alternatives (tons/year)									
				Alt. 1	Alt. 2	Alt. 3	Alt. 4	Alt. 6A	Alt. 5	Alt. 6 <u>b/</u>	Alt. 7	Alt. 6B	Alt. 8
				No Action	Engine Only	Class 8 Tractors	Engines & Classes 7-8 Tractors	15% below Preferred Alternative Stringency	Engines, Classes 7-8 Tractors, & Classes 2b-3	Engines, Tractors, & Classes 2b-8	Engines, Tractors, & Truckers, Trailers	20% above Preferred Alternative Stringency	Accelerated Hybrid Adoption
Douglas (Cochise County), AZ	SO _x	Maintenance	100	0.00	0.01	0.35	0.38	0.38	0.38	0.37	0.36	0.37	0.36
Duluth, MN	CO	Maintenance	100	0.00	0.01	0.43	0.45	0.46	0.45	0.45	0.43	0.45	0.43
Eagle River, AK	PM ₁₀	Moderate	100	0.00	0.00	0.02	0.02	0.02	0.02	0.02	0.02	0.02	0.02
East Chicago, IN	CO	Maintenance	100	0.00	0.03	1.04	1.10	1.11	1.10	1.10	1.06	1.10	1.06
East Chicago, IN	PM ₁₀	Maintenance	100	0.00	-14.87	-16.98	-24.93	-25.65	-26.86	-28.92	-30.75	-33.89	-42.52
East Helena Area (Lewis and Clark County), MT	SO _x	Nonattainment	100	0.00	0.00	0.01	0.01	0.01	0.01	0.01	0.01	0.01	0.01
El Paso County, TX	PM ₁₀	Moderate	100	0.00	-4.47	-4.30	-6.65	-6.86	-7.24	-7.86	-8.45	-9.37	-12.01
El Paso, TX	CO	Maintenance	100	0.00	0.00	0.07	0.08	0.08	0.08	0.08	0.07	0.08	0.07
Erie, PA	Ozone	Maintenance	100	0.00	0.03	1.36	1.44	1.45	1.44	1.43	1.38	1.42	1.37
Essex County (Whiteface Mountain), NY	Ozone	Former Subpart 1	50	0.00	0.00	0.01	0.01	0.01	0.01	0.01	0.01	0.01	0.01
Eugene-Springfield, OR	CO	Maintenance	100	0.00	0.06	1.91	2.03	2.05	2.03	2.02	1.95	2.02	1.95
Eugene-Springfield, OR	PM ₁₀	Moderate	100	0.00	0.06	1.91	2.03	2.05	2.03	2.02	1.95	2.02	1.95
Evansville, IN	Ozone	Maintenance	100	0.00	0.12	3.76	3.99	4.02	3.99	3.97	3.83	3.97	3.83
Evansville, IN	PM _{2.5}	Nonattainment	100	0.00	0.12	3.76	3.99	4.02	3.99	3.97	3.83	3.97	3.83
Fairbanks, AK	CO	Maintenance	100	0.00	0.00	0.08	0.08	0.09	0.08	0.08	0.08	0.08	0.08
Fayetteville, NC	Ozone	Former Subpart 1	50	0.00	0.04	1.38	1.46	1.47	1.46	1.45	1.40	1.45	1.40
Flathead County; Whitefish and vicinity, MT	PM ₁₀	Moderate	100	0.00	0.00	0.04	0.04	0.04	0.04	0.04	0.04	0.04	0.04
Flint, MI	Ozone	Maintenance	100	0.00	-0.20	3.27	3.33	3.34	3.29	3.22	3.05	3.11	2.79
Follansbee, WV	PM ₁₀	Maintenance	100	0.00	0.00	0.00	0.00	0.00	0.00	0.00	0.00	0.00	0.00
Fort Collins, CO	CO	Maintenance	100	0.00	0.02	0.71	0.76	0.76	0.76	0.75	0.73	0.75	0.73
Fort Hall Reservation, ID	PM ₁₀	Moderate	100	0.00	0.00	0.00	0.00	0.00	0.00	0.00	0.00	0.00	0.00
Fort Wayne, IN	Ozone	Maintenance	100	0.00	0.07	2.20	2.33	2.35	2.33	2.32	2.24	2.32	2.24
Franklin County, PA	Ozone	Maintenance	100	0.00	0.03	1.07	1.13	1.14	1.13	1.13	1.09	1.13	1.09
Franklin Township (Coshocton County), OH	SO _x	Maintenance	100	0.00	0.00	0.00	0.01	0.01	0.01	0.00	0.00	0.00	0.00
Frederick County, VA	Ozone	Former Subpart 1	50	0.00	0.02	0.71	0.75	0.76	0.75	0.75	0.72	0.75	0.72
Fredericksburg, VA	Ozone	Maintenance	100	0.00	0.04	1.36	1.45	1.46	1.45	1.44	1.39	1.44	1.39
Freehold, NJ	CO	Maintenance	100	0.00	0.00	0.03	0.03	0.03	0.03	0.03	0.03	0.03	0.03
Fresno, CA	CO	Maintenance	100	0.00	0.07	2.30	2.44	2.46	2.44	2.43	2.34	2.43	2.34
Grand Rapids, MI	Ozone	Maintenance	100	0.00	0.19	5.88	6.25	6.29	6.25	6.21	5.99	6.21	5.99
Granite City, Nameoki Townships, IL	PM ₁₀	Maintenance	100	0.00	-0.02	0.22	0.22	0.22	0.21	0.21	0.20	0.20	0.18
Grant County, NM	SO _x	Maintenance	100	0.00	0.00	0.01	0.01	0.01	0.01	0.01	0.01	0.01	0.01
Grants Pass, OR	CO	Maintenance	100	0.00	0.00	0.15	0.16	0.16	0.16	0.16	0.16	0.16	0.16
Grants Pass, OR	PM ₁₀	Maintenance	100	0.00	0.00	0.15	0.16	0.16	0.16	0.16	0.16	0.16	0.16
Great Falls, MT	CO	Maintenance	100	0.00	0.00	0.10	0.10	0.10	0.10	0.10	0.10	0.10	0.10
Greater Connecticut, CT	Ozone	Moderate	50	0.00	0.13	3.95	4.19	4.22	4.19	4.16	4.02	4.16	4.02
Greeley, CO	CO	Maintenance	100	0.00	0.02	0.59	0.62	0.63	0.62	0.62	0.60	0.62	0.60
Green Bay, WI	SO _x	Maintenance	100	0.00	0.02	0.63	0.67	0.68	0.67	0.67	0.64	0.67	0.64
Greene County, IN	Ozone	Maintenance	100	0.00	0.01	0.29	0.31	0.31	0.31	0.31	0.30	0.31	0.30
Greene County, PA	Ozone	Maintenance	100	0.00	0.01	0.19	0.21	0.21	0.21	0.20	0.20	0.20	0.20
Greensboro-Winston Salem-High Point, NC	Ozone	Marginal	50	0.00	0.38	11.96	12.70	12.79	12.70	12.61	12.18	12.61	12.18
Greensboro-Winston salem-High Point, NC	PM _{2.5}	Nonattainment	100	0.00	0.38	11.96	12.70	12.79	12.70	12.61	12.18	12.61	12.18
Greenville-Spartanburg-Anderson, SC	Ozone	Former Subpart 1	50	0.00	0.17	5.25	5.58	5.62	5.58	5.54	5.35	5.54	5.35
Groveland Township (Tazewell County), IL	SO _x	Maintenance	100	0.00	0.00	0.14	0.15	0.15	0.15	0.15	0.14	0.15	0.14

Table D1-17 Emission Changes <u>a/</u> by Nonattainment Area with Alternative Standards for HD Vehicles Diesel Particulate Matter (DPM) 2030														
Nonattainment Area	Pollutant	Status <u>c/</u>	General Conformity Threshold <u>d/</u>	Emissions Changes for Proposed Alternatives (tons/year)										
				Alt. 1	Alt. 2	Alt. 3	Alt. 4	Alt. 6A	Alt. 5	Alt. 6 <u>b/</u>	Alt. 7	Alt. 6B	Alt. 8	
				No Action	Engine Only	Class 8 Tractors	Engines & Classes 7-8 Tractors	15% below Preferred Alternative Stringency	Engines, Classes 7-8 Tractors, & Classes 2b-3	Engines, Tractors, & Classes 2b-8	Engines, Tractors, & Truck, & Trailers	20% above Preferred Alternative Stringency	Accelerated Hybrid Adoption	
Hancock-Knox-Lincoln-Waldo Counties, ME	Ozone	Maintenance	100	0.00	0.02	0.60	0.64	0.64	0.64	0.64	0.64	0.61	0.64	0.61
Harrisburg-Lebanon-Carlisle, PA	Ozone	Maintenance	100	0.00	0.36	11.29	11.99	12.07	11.99	11.91	11.50	11.91	11.50	11.50
Harrisburg-Lebanon-Carlisle, PA	PM _{2.5}	Nonattainment	100	0.00	0.36	11.29	11.99	12.07	11.99	11.91	11.50	11.91	11.50	11.50
Hartford-New Britain-Middletown, CT	CO	Maintenance	100	0.00	0.09	2.72	2.89	2.91	2.89	2.87	2.77	2.87	2.77	2.77
Hayden (Pinal County), AZ	SO _x	Nonattainment	100	0.00	0.00	0.05	0.05	0.05	0.05	0.05	0.05	0.05	0.05	0.05
Hayden/Miami, AZ	PM ₁₀	Moderate	100	0.00	0.01	0.16	0.17	0.17	0.17	0.17	0.16	0.17	0.16	0.16
Haywood and Swain Counties (Great Smoky Mountain NP), NC	Ozone	Maintenance	100	0.00	0.00	0.03	0.03	0.03	0.03	0.03	0.03	0.03	0.03	0.03
Hazelwood, PA	SO _x	Maintenance	100	0.00	0.00	0.12	0.13	0.13	0.13	0.13	0.13	0.13	0.13	0.12
Hickory, NC	PM _{2.5}	Nonattainment	100	0.00	0.03	0.81	0.86	0.86	0.86	0.85	0.82	0.85	0.82	0.82
Hickory-Morgantown-Lenoir, NC	Ozone	Former Subpart 1	50	0.00	0.05	1.44	1.53	1.54	1.53	1.52	1.47	1.52	1.47	1.47
Hollis Township, IL	SO _x	Maintenance	100	0.00	0.00	0.01	0.01	0.01	0.01	0.01	0.01	0.01	0.01	0.01
Houston-Galveston-Brazoria, TX	Ozone	Severe	25	0.00	-60.85	-54.00	-85.84	-88.69	-93.81	-102.39	-110.53	-122.92	-159.10	-159.10
Humphreys County, TN	SO _x	Maintenance	100	0.00	0.00	0.05	0.05	0.05	0.05	0.05	0.05	0.05	0.05	0.05
Huntington-Ashland, WV-KY-OH	PM _{2.5}	Nonattainment	100	0.00	-8.07	-8.14	-12.40	-12.79	-13.45	-14.58	-15.62	-17.29	-22.03	-22.03
Huntington-Ashland, WV-KY	Ozone	Maintenance	100	0.00	-8.09	-8.95	-13.26	-13.65	-14.32	-15.44	-16.45	-18.15	-22.86	-22.86
Huron County, MI	Ozone	Maintenance	100	0.00	0.01	0.20	0.21	0.21	0.21	0.21	0.20	0.21	0.20	0.20
Imperial County, CA	Ozone	Moderate	50	0.00	0.03	1.07	1.13	1.14	1.13	1.13	1.09	1.13	1.09	1.09
Imperial Valley, CA	PM ₁₀	Serious	70	0.00	0.03	1.04	1.11	1.12	1.11	1.10	1.06	1.10	1.06	1.06
Indian Wells, CA	PM ₁₀	Maintenance	100	0.00	0.00	0.14	0.15	0.15	0.15	0.14	0.14	0.14	0.14	0.14
Indianapolis, IN	CO	Maintenance	100	0.00	0.67	20.92	22.22	22.37	22.22	22.07	21.32	22.07	21.32	21.32
Indianapolis, IN	Ozone	Maintenance	100	0.00	0.67	20.92	22.22	22.37	22.22	22.07	21.32	22.07	21.32	21.32
Indianapolis, IN	PM _{2.5}	Nonattainment	100	0.00	0.67	20.92	22.22	22.37	22.22	22.07	21.32	22.07	21.32	21.32
Jackson County, IN	Ozone	Maintenance	100	0.00	0.02	0.62	0.66	0.66	0.66	0.66	0.63	0.66	0.63	0.63
Jamestown, NY	Ozone	Former Subpart 1	50	0.00	0.02	0.87	0.92	0.92	0.92	0.91	0.88	0.91	0.87	0.87
Jefferson County, NY	Ozone	Moderate	50	0.00	0.02	0.57	0.61	0.61	0.61	0.60	0.58	0.60	0.58	0.58
Jefferson County, OH	PM ₁₀	Maintenance	100	0.00	0.00	0.04	0.04	0.04	0.04	0.04	0.04	0.04	0.04	0.04
Johnson City-Kingsport-Bristol, TN	Ozone	Former Subpart 1	50	0.00	0.04	1.18	1.26	1.26	1.26	1.25	1.20	1.25	1.20	1.20
Johnstown, PA	Ozone	Maintenance	100	0.00	0.02	0.79	0.84	0.84	0.84	0.83	0.80	0.83	0.80	0.80
Johnstown, PA	PM _{2.5}	Nonattainment	100	0.00	0.02	0.79	0.84	0.84	0.84	0.83	0.80	0.83	0.80	0.80
Juneau, AK	PM ₁₀	Moderate	100	0.00	0.00	0.03	0.04	0.04	0.04	0.04	0.03	0.04	0.03	0.03
Kalamazoo-Battle Creek, MI	Ozone	Maintenance	100	0.00	0.11	3.56	3.78	3.81	3.78	3.76	3.63	3.76	3.63	3.63
Kalispell, MT	PM ₁₀	Moderate	100	0.00	0.00	0.15	0.16	0.16	0.16	0.16	0.15	0.16	0.15	0.15
Kent and Queen Annes Counties, MD	Ozone	Maintenance	100	0.00	0.01	0.39	0.41	0.42	0.41	0.41	0.40	0.41	0.40	0.40
Kent, WA	PM ₁₀	Maintenance	100	0.00	0.00	0.12	0.13	0.13	0.13	0.13	0.13	0.13	0.13	0.13
Kern County (Eastern Kern), CA	Ozone	Former Subpart 1	50	0.00	0.01	0.34	0.36	0.37	0.36	0.36	0.35	0.36	0.35	0.35
Kewaunee County, WI	Ozone	Maintenance	100	0.00	0.01	0.17	0.18	0.18	0.18	0.17	0.17	0.17	0.17	0.17
King County, WA	PM ₁₀	Maintenance	100	0.00	0.00	0.05	0.05	0.05	0.05	0.05	0.05	0.05	0.05	0.05
Klamath Falls, OR	CO	Maintenance	100	0.00	0.01	0.43	0.45	0.46	0.45	0.45	0.43	0.45	0.43	0.43
Klamath Falls, OR	PM ₁₀	Maintenance	100	0.00	0.01	0.43	0.45	0.46	0.45	0.45	0.43	0.45	0.43	0.43
Knoxville, TN	Ozone	Former Subpart 1	50	0.00	0.45	14.04	14.91	15.01	14.91	14.81	14.30	14.81	14.30	14.30
Knoxville, TN	PM _{2.5}	Nonattainment	100	0.00	0.45	14.04	14.91	15.01	14.91	14.81	14.30	14.81	14.30	14.30
La Porte County, IN	SO _x	Maintenance	100	0.00	0.01	0.31	0.33	0.34	0.33	0.33	0.32	0.33	0.32	0.32
LaGrande, OR	PM ₁₀	Maintenance	100	0.00	0.00	0.06	0.07	0.07	0.07	0.07	0.06	0.07	0.06	0.06

Table D1-17 Emission Changes <u>a/</u> by Nonattainment Area with Alternative Standards for HD Vehicles Diesel Particulate Matter (DPM) 2030													
Nonattainment Area	Pollutant	Status <u>c/</u>	General Conformity Threshold <u>d/</u>	Emissions Changes for Proposed Alternatives (tons/year)									
				Alt. 1	Alt. 2	Alt. 3	Alt. 4	Alt. 6A	Alt. 5	Alt. 6 <u>b/</u>	Alt. 7	Alt. 6B	Alt. 8
				No Action	Engine Only	Class 8 Tractors	Engines & Classes 7-8 Tractors	15% below Preferred Alternative Stringency	Engines, Classes 7-8 Tractors, & Classes 2b-3	Engines, Tractors, & Classes 2b-8	Engines, Tractors, & Truck, & Trailers	20% above Preferred Alternative Stringency	Accelerated Hybrid Adoption
Lake County, IN	SO _x	Maintenance	100	0.00	-0.02	1.45	1.50	1.51	1.50	1.48	1.41	1.45	1.36
Lake County, OH	SO _x	Maintenance	100	0.00	0.01	0.20	0.21	0.21	0.21	0.21	0.20	0.21	0.20
Lake County, OR	PM ₁₀	Maintenance	100	0.00	0.00	0.03	0.03	0.03	0.03	0.03	0.03	0.03	0.03
Lake Tahoe North Shore, CA	CO	Maintenance	100	0.00	0.00	0.07	0.08	0.08	0.08	0.08	0.08	0.08	0.08
Lake Tahoe South Shore, CA	CO	Maintenance	100	0.00	0.01	0.19	0.20	0.20	0.20	0.20	0.19	0.20	0.19
Lake Tahoe, NV	CO	Maintenance	100	0.00	0.00	0.05	0.05	0.05	0.05	0.05	0.05	0.05	0.05
Lamar, CO	PM ₁₀	Maintenance	100	0.00	0.00	0.04	0.05	0.05	0.05	0.05	0.04	0.05	0.04
Lame Deer, MT	PM ₁₀	Moderate	100	0.00	0.00	0.01	0.01	0.01	0.01	0.01	0.01	0.01	0.01
Lancaster, PA	Ozone	Maintenance	100	0.00	0.14	4.52	4.80	4.83	4.80	4.77	4.60	4.76	4.60
Lancaster, PA	PM _{2.5}	Nonattainment	100	0.00	0.14	4.52	4.80	4.83	4.80	4.77	4.60	4.76	4.60
Lane County, OR	PM ₁₀	Moderate	100	0.00	0.00	0.01	0.01	0.01	0.01	0.01	0.01	0.01	0.01
Lansing-East Lansing, MI	Ozone	Maintenance	100	0.00	0.11	3.39	3.60	3.63	3.60	3.58	3.46	3.58	3.46
LaPorte, IN	Ozone	Maintenance	100	0.00	0.03	0.88	0.93	0.94	0.93	0.93	0.90	0.93	0.90
Las Vegas, NV	CO	Serious	100	0.00	0.06	2.01	2.14	2.15	2.14	2.12	2.05	2.12	2.05
Las Vegas, NV	Ozone	Former Subpart 1	50	0.00	0.06	2.01	2.14	2.15	2.14	2.12	2.05	2.12	2.05
Lauderdale County, AL	SO _x	Maintenance	100	0.00	0.01	0.43	0.45	0.46	0.45	0.45	0.44	0.45	0.44
Laurel Area (Yellowstone County), MT	SO _x	Nonattainment	100	0.00	0.00	0.01	0.01	0.01	0.01	0.01	0.01	0.01	0.01
Libby, MT	PM ₁₀	Moderate	100	0.00	0.00	0.05	0.06	0.06	0.06	0.06	0.05	0.06	0.05
Libby, MT	PM _{2.5}	Nonattainment	100	0.00	0.00	0.05	0.06	0.06	0.06	0.06	0.05	0.06	0.05
Liberty-Clairton, PA	PM _{2.5}	Nonattainment	100	0.00	0.00	0.04	0.04	0.04	0.04	0.04	0.04	0.04	0.04
Lima, OH	Ozone	Maintenance	100	0.00	-10.29	-11.75	-17.26	-17.75	-18.59	-20.01	-21.28	-23.45	-29.42
Longmont, CO	CO	Maintenance	100	0.00	0.01	0.35	0.38	0.38	0.38	0.37	0.36	0.37	0.36
Lorain County, OH	SO _x	Maintenance	100	0.00	0.01	0.24	0.26	0.26	0.26	0.25	0.24	0.25	0.24
Los Angeles South Coast Air Basin, CA	CO	Maintenance	100	0.00	-23.04	157.00	153.24	153.20	149.45	144.06	133.62	134.31	110.56
Los Angeles South Coast Air Basin, CA	NO _x	Maintenance	100	0.00	-23.04	157.00	153.24	153.20	149.45	144.06	133.62	134.31	110.56
Los Angeles South Coast Air Basin, CA	Ozone	Extreme	10	0.00	-23.04	157.00	153.24	153.20	149.45	144.06	133.62	134.31	110.56
Los Angeles South Coast Air Basin, CA	PM ₁₀	Serious	70	0.00	-23.04	157.00	153.24	153.20	149.45	144.06	133.62	134.31	110.56
Los Angeles South Coast Air Basin, CA	PM _{2.5}	Nonattainment	100	0.00	-23.04	157.00	153.24	153.20	149.45	144.06	133.62	134.31	110.56
Los Angeles-San Bernardino Counties (western Mohave), CA	Ozone	Moderate	50	0.00	0.06	1.86	1.98	1.99	1.98	1.96	1.90	1.96	1.90
Louisville, KY-IN	Ozone	Maintenance	100	0.00	0.47	14.77	15.69	15.80	15.69	15.59	15.05	15.59	15.05
Louisville, KY-IN	PM _{2.5}	Nonattainment	100	0.00	0.47	14.77	15.69	15.80	15.69	15.59	15.05	15.59	15.05
Lowell, MA	CO	Maintenance	100	0.00	0.01	0.43	0.46	0.46	0.46	0.46	0.44	0.46	0.44
Lucas County, OH	SO _x	Maintenance	100	0.00	-0.13	1.25	1.25	1.25	1.23	1.19	1.12	1.13	0.98
Lyons Township, IL	PM ₁₀	Maintenance	100	0.00	-0.05	0.30	0.29	0.29	0.28	0.27	0.24	0.24	0.19
Macon, GA	Ozone	Maintenance	100	0.00	0.04	1.38	1.47	1.48	1.47	1.46	1.41	1.46	1.41
Macon, GA	PM _{2.5}	Nonattainment	100	0.00	0.04	1.38	1.47	1.48	1.47	1.46	1.41	1.46	1.41
Madison and Page Counties (Shenandoah NP), VA	Ozone	Maintenance	100	0.00	0.00	0.01	0.01	0.01	0.01	0.01	0.01	0.01	0.01
Madison, WI	SO _x	Maintenance	100	0.00	0.05	1.48	1.57	1.58	1.57	1.56	1.50	1.56	1.50
Mammoth Lake, CA	PM ₁₀	Moderate	100	0.00	0.00	0.05	0.05	0.05	0.05	0.05	0.05	0.05	0.05
Manchester, NH	CO	Maintenance	100	0.00	0.01	0.32	0.34	0.35	0.34	0.34	0.33	0.34	0.33
Manitowoc County, WI	Ozone	Former Subpart 1	50	0.00	0.03	0.86	0.91	0.92	0.91	0.91	0.87	0.91	0.87
Marion County, IN	SO _x	Maintenance	100	0.00	0.05	1.46	1.55	1.56	1.55	1.54	1.48	1.54	1.48
Mariposa and Tuolumne Counties (Southern Mountain), CA	Ozone	Former Subpart 1	50	0.00	0.01	0.33	0.35	0.35	0.35	0.34	0.33	0.34	0.33

Table D1-17 Emission Changes <u>a/</u> by Nonattainment Area with Alternative Standards for HD Vehicles Diesel Particulate Matter (DPM) 2030													
Nonattainment Area	Pollutant	Status <u>c/</u>	General Conformity Threshold <u>d/</u>	Emissions Changes for Proposed Alternatives (tons/year)									
				Alt. 1	Alt. 2	Alt. 3	Alt. 4	Alt. 6A	Alt. 5	Alt. 6 <u>b/</u>	Alt. 7	Alt. 6B	Alt. 8
				No Action	Engine Only	Class 8 Tractors	Engines & Classes 7-8 Tractors	15% below Preferred Alternative Stringency	Engines, Classes 7-8 Tractors, & Classes 2b-3	Engines, Tractors, & Classes 2b-8	Engines, Tractors, & Truck, & Trailers	20% above Preferred Alternative Stringency	Accelerated Hybrid Adoption
Martinsburg, WV-Hagerstown, MD	PM _{2.5}	Nonattainment	100	0.00	0.05	1.63	1.73	1.74	1.73	1.72	1.66	1.72	1.66
Mason County, MI	Ozone	Maintenance	100	0.00	0.01	0.19	0.20	0.20	0.20	0.20	0.19	0.20	0.19
Medford, OR	CO	Maintenance	100	0.00	0.01	0.36	0.38	0.38	0.38	0.38	0.36	0.38	0.36
Medford-Ashland, OR	PM ₁₀	Maintenance	100	0.00	0.03	0.85	0.90	0.91	0.90	0.90	0.87	0.90	0.87
Memphis, TN-AR	Ozone	Maintenance	100	0.00	-2.96	1.54	0.18	0.07	-0.22	-0.69	-1.26	-1.74	-3.74
Memphis, TN	CO	Maintenance	100	0.00	-2.98	1.08	-0.30	-0.42	-0.71	-1.17	-1.73	-2.22	-4.20
Miami (Gila County), AZ	SO _x	Maintenance	100	0.00	0.00	0.11	0.12	0.12	0.12	0.12	0.12	0.12	0.12
Millinocket AQCR 109, ME	SO _x	Maintenance	100	0.00	0.00	0.03	0.03	0.03	0.03	0.03	0.03	0.03	0.03
Milwaukee, WI	SO _x	Maintenance	100	0.00	0.07	2.29	2.43	2.45	2.43	2.41	2.33	2.41	2.33
Milwaukee-Racine, WI	Ozone	Moderate	50	0.00	0.30	9.29	9.87	9.94	9.87	9.80	9.47	9.80	9.47
Minneapolis-St Paul, MN	CO	Maintenance	100	0.00	0.99	30.88	32.79	33.02	32.79	32.57	31.46	32.57	31.46
Minneapolis-St Paul, MN	SO _x	Maintenance	100	0.00	0.99	30.88	32.79	33.02	32.79	32.57	31.46	32.57	31.46
Missoula, MT	CO	Maintenance	100	0.00	0.02	0.63	0.67	0.67	0.67	0.66	0.64	0.66	0.64
Missoula, MT	PM ₁₀	Moderate	100	0.00	0.02	0.63	0.67	0.67	0.67	0.66	0.64	0.66	0.64
Modesto, CA	CO	Maintenance	100	0.00	0.04	1.29	1.37	1.38	1.37	1.37	1.32	1.37	1.32
Mohave County, AZ	PM ₁₀	Maintenance	100	0.00	0.02	0.59	0.62	0.63	0.62	0.62	0.60	0.62	0.60
Mono Basin, CA	PM ₁₀	Moderate	100	0.00	0.00	0.01	0.01	0.01	0.01	0.01	0.01	0.01	0.01
Morenci (Greenlee County), AZ	SO _x	Maintenance	100	0.00	0.00	0.01	0.01	0.01	0.01	0.01	0.01	0.01	0.01
Morristown, NJ	CO	Maintenance	100	0.00	0.00	0.07	0.07	0.07	0.07	0.07	0.07	0.07	0.07
Muhlenberg County, KY	SO _x	Maintenance	100	0.00	0.01	0.16	0.17	0.17	0.17	0.17	0.16	0.17	0.16
Muncie, IN	Ozone	Maintenance	100	0.00	0.02	0.72	0.76	0.77	0.76	0.76	0.73	0.76	0.73
Murray County (Chattahoochee NF), GA	Ozone	Maintenance	100	0.00	0.00	0.03	0.03	0.03	0.03	0.03	0.03	0.03	0.03
Muscatine County, IA	SO _x	Maintenance	100	0.00	0.00	0.11	0.12	0.12	0.12	0.12	0.12	0.12	0.12
Muskegon, MI	Ozone	Maintenance	100	0.00	0.03	0.92	0.98	0.99	0.98	0.97	0.94	0.97	0.94
Nashua, NH	CO	Maintenance	100	0.00	0.01	0.26	0.28	0.28	0.28	0.27	0.26	0.27	0.26
Nashville, TN	Ozone	Former Subpart 1	50	0.00	0.37	11.68	12.41	12.49	12.41	12.32	11.90	12.32	11.90
Nevada County (western part), CA	Ozone	Former Subpart 1	50	0.00	0.01	0.37	0.39	0.39	0.39	0.39	0.37	0.39	0.37
New Haven County, CT	PM ₁₀	Maintenance	100	0.00	0.01	0.39	0.41	0.42	0.41	0.41	0.40	0.41	0.40
New Haven-Meriden-Waterbury, CT	CO	Maintenance	100	0.00	0.07	2.07	2.20	2.22	2.20	2.19	2.11	2.19	2.11
New Manchester-Grant Magisterial District (Hancock County), WV	SO _x	Maintenance	100	0.00	0.00	0.02	0.02	0.02	0.02	0.02	0.02	0.02	0.02
New York County, NY	PM ₁₀	Moderate	100	0.00	0.02	0.81	0.85	0.86	0.85	0.85	0.81	0.84	0.81
New York-N. New Jersey-Long Island, NY-NJ-CT	CO	Maintenance	100	0.00	-1.69	46.10	47.44	47.64	47.02	46.20	44.00	45.10	41.40
New York-N. New Jersey-Long Island, NY-NJ-CT	PM _{2.5}	Nonattainment	100	0.00	-2.92	44.62	45.30	45.44	44.71	43.73	41.38	42.22	37.81
New York-northern New Jersey-Long Island, NY-NJ-CT	Ozone	Moderate	50	0.00	-3.45	28.01	27.66	27.68	27.07	26.21	24.46	24.70	20.89
Nogales, AZ	PM ₁₀	Moderate	100	0.00	0.01	0.22	0.23	0.23	0.23	0.23	0.22	0.23	0.22
Norfolk-Virginia Beach-Newport News, VA	Ozone	Maintenance	100	0.00	-11.39	-10.79	-16.78	-17.32	-18.27	-19.87	-21.37	-23.71	-30.44
Ogden, UT	CO	Maintenance	100	0.00	0.01	0.36	0.38	0.38	0.38	0.38	0.37	0.38	0.37
Ogden, UT	PM ₁₀	Moderate	100	0.00	0.01	0.36	0.38	0.38	0.38	0.38	0.37	0.38	0.37
Oglesby, IL	PM ₁₀	Maintenance	100	0.00	0.00	0.01	0.02	0.02	0.02	0.01	0.01	0.01	0.01
Olmsted County, MN	PM ₁₀	Maintenance	100	0.00	0.00	0.11	0.12	0.12	0.12	0.12	0.11	0.12	0.11
Olympia, Tumwater, Lacey, WA	PM ₁₀	Maintenance	100	0.00	0.02	0.53	0.56	0.57	0.56	0.56	0.54	0.56	0.54
Owens Valley, CA	PM ₁₀	Serious	70	0.00	0.00	0.02	0.02	0.02	0.02	0.02	0.02	0.02	0.01
Pagosa Springs, CO	PM ₁₀	Maintenance	100	0.00	0.00	0.00	0.00	0.00	0.00	0.00	0.00	0.00	0.00

Table D1-17 Emission Changes <u>a/</u> by Nonattainment Area with Alternative Standards for HD Vehicles Diesel Particulate Matter (DPM) 2030													
Nonattainment Area	Pollutant	Status <u>c/</u>	General Conformity Threshold <u>d/</u>	Emissions Changes for Proposed Alternatives (tons/year)									
				Alt. 1	Alt. 2	Alt. 3	Alt. 4	Alt. 6A	Alt. 5	Alt. 6 <u>b/</u>	Alt. 7	Alt. 6B	Alt. 8
				No Action	Engine Only	Class 8 Tractors	Engines & Classes 7-8 Tractors	15% below Preferred Alternative Stringency	Engines, Classes 7-8 Tractors, & Classes 2b-3	Engines, Tractors, & Classes 2b-8	Engines, Tractors, & Truckers, & Trailers	20% above Preferred Alternative Stringency	Accelerated Hybrid Adoption
Parkersburg-Marietta, WV-OH	Ozone	Maintenance	100	0.00	0.06	1.99	2.12	2.13	2.12	2.10	2.03	2.10	2.03
Parkersburg-Marietta, WV-OH	PM _{2.5}	Nonattainment	100	0.00	0.06	1.99	2.12	2.13	2.12	2.10	2.03	2.10	2.03
Payson, AZ	PM ₁₀	Maintenance	100	0.00	0.00	0.07	0.08	0.08	0.08	0.08	0.08	0.08	0.08
Penns Grove, NJ	CO	Maintenance	100	0.00	0.00	0.00	0.00	0.00	0.00	0.00	0.00	0.00	0.00
Peoria, IL	SO _x	Maintenance	100	0.00	0.01	0.60	0.63	0.63	0.63	0.62	0.60	0.62	0.59
Perth Amboy, NJ	CO	Maintenance	100	0.00	-1.23	-1.25	-1.90	-1.96	-2.06	-2.23	-2.39	-2.65	-3.37
Philadelphia-Camden County, PA-NJ	CO	Maintenance	100	0.00	0.05	1.69	1.79	1.80	1.79	1.78	1.72	1.78	1.71
Philidelphia-Wilmington, PA-NY-DE	PM _{2.5}	Nonattainment	100	0.00	-17.27	-4.50	-13.03	-13.77	-15.33	-17.90	-20.66	-23.85	-34.73
Philidelphia-Wilmington-Atlantic City, PA-NY-MD-DE	Ozone	Moderate	50	0.00	-17.09	1.51	-6.64	-7.35	-8.95	-11.57	-14.54	-17.52	-28.62
Phoenix, AZ	CO	Maintenance	100	0.00	1.24	38.73	41.14	41.42	41.14	40.86	39.47	40.86	39.46
Phoenix, AZ	PM ₁₀	Serious	70	0.00	1.24	38.73	41.14	41.42	41.14	40.86	39.47	40.86	39.46
Phoenix-Mesa, AZ	Ozone	Former Subpart 1	50	0.00	0.63	19.75	20.98	21.12	20.98	20.84	20.12	20.84	20.12
Pierce County, WA	PM ₁₀	Maintenance	100	0.00	0.00	0.05	0.05	0.05	0.05	0.05	0.05	0.05	0.05
Pinehurst, ID	PM ₁₀	Moderate	100	0.00	0.00	0.01	0.01	0.01	0.01	0.01	0.01	0.01	0.01
Pittsburgh, PA	CO	Maintenance	100	0.00	0.00	0.07	0.08	0.08	0.08	0.08	0.07	0.08	0.07
Pittsburgh-Beaver Valley, PA	Ozone	Former Subpart 1	50	0.00	0.51	15.88	16.87	16.98	16.87	16.75	16.18	16.75	16.18
Pittsburgh-Beaver Valley, PA	PM _{2.5}	Nonattainment	100	0.00	0.51	15.88	16.87	16.98	16.87	16.75	16.18	16.75	16.18
Polk County, TN	SO _x	Maintenance	100	0.00	0.00	0.11	0.12	0.12	0.12	0.12	0.11	0.12	0.11
Polson, MT	PM ₁₀	Moderate	100	0.00	0.00	0.02	0.02	0.02	0.02	0.02	0.02	0.02	0.02
Portland, ME	Ozone	Maintenance	100	0.00	0.11	3.47	3.69	3.71	3.69	3.66	3.54	3.66	3.54
Portland, OR	CO	Maintenance	100	0.00	0.07	4.32	4.56	4.59	4.55	4.51	4.34	4.49	4.29
Portneuf Valley, ID	PM ₁₀	Maintenance	100	0.00	0.01	0.20	0.22	0.22	0.22	0.21	0.21	0.21	0.21
Poughkeepsie, NY	Ozone	Moderate	50	0.00	0.11	3.29	3.49	3.52	3.49	3.47	3.35	3.47	3.35
Presque Isle, ME	PM ₁₀	Maintenance	100	0.00	0.00	0.05	0.05	0.05	0.05	0.05	0.05	0.05	0.05
Providence (entire State), RI	Ozone	Moderate	50	0.00	0.05	1.52	1.62	1.63	1.62	1.60	1.55	1.60	1.55
Provo, UT	CO	Maintenance	100	0.00	0.01	0.46	0.49	0.49	0.49	0.48	0.47	0.48	0.47
Raleigh-Durham, NC	CO	Maintenance	100	0.00	0.21	6.50	6.91	6.95	6.91	6.86	6.63	6.86	6.63
Raleigh-Durham-Chapel Hill, NC	Ozone	Maintenance	100	0.00	0.32	9.95	10.57	10.64	10.57	10.50	10.14	10.50	10.14
Ramsey County, MN	PM ₁₀	Maintenance	100	0.00	0.00	0.01	0.01	0.01	0.01	0.01	0.01	0.01	0.01
Reading, PA	Ozone	Maintenance	100	0.00	0.12	3.74	3.97	3.99	3.97	3.94	3.80	3.94	3.80
Reading, PA	PM _{2.5}	Nonattainment	100	0.00	0.12	3.74	3.97	3.99	3.97	3.94	3.80	3.94	3.80
Reno, NV	CO	Maintenance	100	0.00	0.02	0.70	0.74	0.75	0.74	0.74	0.71	0.74	0.71
Rhineland (Oneida County), WI	SO _x	Maintenance	100	0.00	0.00	0.01	0.01	0.01	0.01	0.01	0.01	0.01	0.01
Richmond-Petersburg, VA	Ozone	Maintenance	100	0.00	0.09	3.13	3.32	3.34	3.32	3.30	3.18	3.30	3.18
Rillito, AZ	PM ₁₀	Moderate	100	0.00	0.01	0.17	0.18	0.18	0.18	0.18	0.17	0.18	0.17
Riverside County (Coachella Valley), CA	Ozone	Severe	25	0.00	0.06	1.78	1.90	1.91	1.90	1.88	1.82	1.88	1.82
Roanoke, VA	Ozone	Former Subpart 1	50	0.00	0.05	1.42	1.51	1.52	1.51	1.50	1.45	1.50	1.45
Rochester (Olmsted County), MN	SO _x	Maintenance	100	0.00	0.01	0.44	0.46	0.47	0.46	0.46	0.44	0.46	0.44
Rochester, NY	Ozone	Former Subpart 1	50	0.00	0.11	3.52	3.74	3.77	3.74	3.72	3.59	3.72	3.59
Rocky Mount, NC	Ozone	Maintenance	100	0.00	0.03	1.05	1.12	1.13	1.12	1.11	1.07	1.11	1.07
Rome, GA	PM _{2.5}	Nonattainment	100	0.00	0.01	0.46	0.49	0.49	0.49	0.48	0.47	0.48	0.47
Ronan, MT	PM ₁₀	Moderate	100	0.00	0.00	0.01	0.01	0.01	0.01	0.01	0.01	0.01	0.01
Rothschild, Rib Mountain, Weston (Marathon County), WI	SO _x	Maintenance	100	0.00	0.00	0.02	0.02	0.02	0.02	0.02	0.02	0.02	0.02

Table D1-17 Emission Changes <u>a/</u> by Nonattainment Area with Alternative Standards for HD Vehicles Diesel Particulate Matter (DPM) 2030													
Nonattainment Area	Pollutant	Status <u>c/</u>	General Conformity Threshold <u>d/</u>	Emissions Changes for Proposed Alternatives (tons/year)									
				Alt. 1	Alt. 2	Alt. 3	Alt. 4	Alt. 6A	Alt. 5	Alt. 6 <u>b/</u>	Alt. 7	Alt. 6B	Alt. 8
				No Action	Engine Only	Class 8 Tractors	Engines & Classes 7-8 Tractors	15% below Preferred Alternative Stringency	Engines, Classes 7-8 Tractors, & Classes 2b-3	Engines, Tractors, & Classes 2b-8	Engines, Tractors, & Truck, & Trailers	20% above Preferred Alternative Stringency	Accelerated Hybrid Adoption
Sacramento County, CA	PM ₁₀	Moderate	100	0.00	0.17	5.32	5.65	5.69	5.65	5.61	5.42	5.61	5.42
Sacramento Metro, CA	Ozone	Severe	25	0.00	0.30	9.39	9.98	10.04	9.98	9.91	9.57	9.91	9.57
Sacramento, CA	CO	Maintenance	100	0.00	0.18	5.69	6.05	6.09	6.05	6.01	5.80	6.01	5.80
Salem, OR	CO	Maintenance	100	0.00	0.02	0.53	0.57	0.57	0.57	0.56	0.54	0.56	0.54
Salt Lake City, UT	CO	Maintenance	100	0.00	-2.85	-2.87	-4.38	-4.51	-4.75	-5.15	-5.52	-6.11	-7.78
Salt Lake County, UT	PM ₁₀	Moderate	100	0.00	-2.69	2.33	1.15	1.05	0.78	0.34	-0.21	-0.62	-2.48
Salt Lake County, UT	SO _x	Nonattainment	100	0.00	0.19	5.80	6.17	6.21	6.17	6.12	5.91	6.12	5.91
San Antonio, TX	Ozone	Former Subpart 1	50	0.00	0.25	7.78	8.27	8.32	8.27	8.21	7.93	8.21	7.93
San Bernardino County, CA	PM ₁₀	Moderate	100	0.00	0.04	1.24	1.32	1.33	1.32	1.31	1.26	1.31	1.26
San Diego, CA	CO	Maintenance	100	0.00	0.64	19.97	21.21	21.35	21.21	21.07	20.35	21.07	20.35
San Diego, CA	Ozone	Former Subpart 1	50	0.00	0.64	19.97	21.21	21.35	21.21	21.07	20.35	21.07	20.35
San Francisco Bay Area, CA	Ozone	Marginal	50	0.00	-23.23	-12.89	-24.68	-25.72	-27.75	-31.12	-34.55	-39.05	-53.29
San Francisco-Oakland-San Jose, CA	CO	Maintenance	100	0.00	-23.13	-9.64	-21.23	-22.25	-24.31	-27.70	-31.25	-35.63	-49.99
San Joaquin Valley, CA	Ozone	Extreme	10	0.00	1.57	55.36	58.70	59.09	58.67	58.24	56.22	58.17	56.05
San Joaquin Valley, CA	PM ₁₀	Maintenance	100	0.00	1.57	55.36	58.70	59.09	58.67	58.24	56.22	58.17	56.05
San Joaquin Valley, CA	PM _{2.5}	Nonattainment	100	0.00	1.57	55.36	58.70	59.09	58.67	58.24	56.22	58.17	56.05
San Manuel (Pinal County), AZ	SO _x	Maintenance	100	0.00	0.01	0.16	0.18	0.18	0.18	0.17	0.17	0.17	0.17
Sanders County (part);Thompson Falls and vicinity, MT	PM ₁₀	Moderate	100	0.00	0.00	0.00	0.00	0.00	0.00	0.00	0.00	0.00	0.00
Scranton-Wilkes Barre, PA	Ozone	Maintenance	100	0.00	0.13	4.01	4.26	4.28	4.26	4.23	4.08	4.23	4.08
Seattle-Tacoma, WA	CO	Maintenance	100	0.00	0.47	14.54	15.45	15.55	15.45	15.34	14.82	15.34	14.82
Sheboygan, WI	Ozone	Moderate	50	0.00	0.03	0.86	0.91	0.92	0.91	0.90	0.87	0.90	0.87
Sheridan, WY	PM ₁₀	Moderate	100	0.00	0.00	0.11	0.12	0.12	0.12	0.12	0.12	0.12	0.12
Shoshone County, ID	PM ₁₀	Moderate	100	0.00	0.00	0.00	0.00	0.00	0.00	0.00	0.00	0.00	0.00
Somerville, NJ	CO	Maintenance	100	0.00	0.00	0.04	0.04	0.04	0.04	0.04	0.04	0.04	0.04
South Bend-Elkhart, IN	Ozone	Maintenance	100	0.00	0.08	2.38	2.53	2.55	2.53	2.51	2.43	2.51	2.43
Southeast Chicago, IL	PM ₁₀	Maintenance	100	0.00	-0.03	0.95	0.98	0.98	0.97	0.95	0.91	0.93	0.85
Spokane County, WA	PM ₁₀	Maintenance	100	0.00	0.05	1.44	1.53	1.54	1.53	1.52	1.47	1.52	1.47
Spokane, WA	CO	Maintenance	100	0.00	0.05	1.43	1.52	1.53	1.52	1.51	1.45	1.51	1.45
Springfield (western MA), MA	Ozone	Moderate	50	0.00	0.14	4.43	4.70	4.73	4.70	4.67	4.51	4.67	4.51
Springfield, MA	CO	Maintenance	100	0.00	0.02	0.64	0.68	0.69	0.68	0.68	0.65	0.68	0.65
St Louis, MO	CO	Maintenance	100	0.00	0.15	5.42	5.74	5.78	5.74	5.70	5.50	5.69	5.48
St Louis, MO-IL	Ozone	Moderate	50	0.00	-45.54	-37.66	-61.36	-63.48	-67.33	-73.79	-80.00	-89.19	-116.42
St. Louis, MO-IL	PM _{2.5}	Nonattainment	100	0.00	-45.55	-37.78	-61.48	-63.60	-67.46	-73.92	-80.12	-89.32	-116.54
State College, PA	Ozone	Maintenance	100	0.00	0.04	1.33	1.42	1.43	1.42	1.41	1.36	1.41	1.36
Steamboat Springs, CO	PM ₁₀	Maintenance	100	0.00	0.00	0.09	0.10	0.10	0.10	0.10	0.09	0.10	0.09
Steubenville & Mingo Junction, OH	SO _x	Maintenance	100	0.00	0.01	0.22	0.24	0.24	0.24	0.24	0.23	0.24	0.23
Steubenville-Weirton, OH-WV	Ozone	Maintenance	100	0.00	-0.05	0.78	0.79	0.79	0.78	0.76	0.72	0.74	0.66
Steubenville-Weirton, OH-WV	PM _{2.5}	Nonattainment	100	0.00	-0.05	0.78	0.79	0.79	0.78	0.76	0.72	0.74	0.66
Stockton, CA	CO	Maintenance	100	0.00	0.06	1.76	1.87	1.88	1.87	1.86	1.79	1.86	1.79
Sutter County (Sutter Buttes), CA	Ozone	Former Subpart 1	50	0.00	0.00	0.00	0.00	0.00	0.00	0.00	0.00	0.00	0.00
Syracuse, NY	CO	Maintenance	100	0.00	0.05	1.46	1.55	1.56	1.55	1.54	1.49	1.54	1.49
Telluride, CO	PM ₁₀	Maintenance	100	0.00	0.00	0.01	0.01	0.01	0.01	0.01	0.01	0.01	0.01
Terre Haute, IN	Ozone	Maintenance	100	0.00	0.02	0.67	0.72	0.72	0.72	0.71	0.69	0.71	0.69

Nonattainment Area	Pollutant	Status ^{c/}	General Conformity Threshold ^{d/}	Emissions Changes for Proposed Alternatives (tons/year)										
				Alt. 1	Alt. 2	Alt. 3	Alt. 4	Alt. 6A	Alt. 5	Alt. 6 ^{b/}	Alt. 7	Alt. 6B	Alt. 8	
				No Action	Engine Only	Class 8 Tractors	Engines & Classes 7-8 Tractors	15% below Preferred Alternative Stringency	Engines, Classes 7-8 Tractors, & Classes 2b-3	Engines, Tractors, & Classes 2b-8	Engines, Tractors, & Trailers	20% above Preferred Alternative Stringency	Accelerated Hybrid Adoption	
Tioga County, PA	Ozone	Maintenance	100	0.00	0.01	0.31	0.33	0.34	0.33	0.33	0.33	0.32	0.33	0.32
Toledo, OH	Ozone	Maintenance	100	0.00	-10.81	-10.01	-15.68	-16.19	-17.09	-18.61	-20.04	-22.26	-28.66	-28.66
Toms River, NJ	CO	Maintenance	100	0.00	0.00	0.14	0.15	0.15	0.15	0.15	0.15	0.15	0.15	0.15
Tooele County, UT	SO _x	Nonattainment	100	0.00	0.02	0.49	0.52	0.53	0.52	0.52	0.50	0.52	0.50	0.50
Trenton, NJ	CO	Maintenance	100	0.00	0.01	0.40	0.43	0.43	0.43	0.42	0.41	0.42	0.41	0.41
Trona, CA	PM ₁₀	Moderate	100	0.00	0.00	0.01	0.01	0.01	0.01	0.01	0.01	0.01	0.01	0.01
Tucson, AZ	CO	Maintenance	100	0.00	0.11	3.39	3.61	3.63	3.61	3.58	3.46	3.58	3.46	3.46
Utah County, UT	PM ₁₀	Moderate	100	0.00	0.04	1.35	1.43	1.44	1.43	1.42	1.37	1.42	1.37	1.37
Vancouver, WA	CO	Maintenance	100	0.00	0.05	1.55	1.64	1.65	1.64	1.63	1.58	1.63	1.58	1.58
Ventura County, CA	Ozone	Serious	50	0.00	0.05	2.06	2.18	2.19	2.17	2.16	2.08	2.15	2.07	2.07
Vermillion County, IN	PM ₁₀	Maintenance	100	0.00	0.00	0.05	0.06	0.06	0.06	0.06	0.06	0.06	0.06	0.06
Vigo County, IN	SO _x	Maintenance	100	0.00	0.02	0.67	0.72	0.72	0.72	0.71	0.69	0.71	0.69	0.69
Wallula, WA	PM ₁₀	Maintenance	100	0.00	0.00	0.00	0.00	0.00	0.00	0.00	0.00	0.00	0.00	0.00
Waltham, MA	CO	Maintenance	100	0.00	0.01	0.21	0.22	0.23	0.22	0.22	0.22	0.22	0.22	0.22
Warren County, NJ	SO _x	Maintenance	100	0.00	0.01	0.21	0.22	0.22	0.22	0.22	0.21	0.22	0.21	0.21
Warren County, PA	SO _x	Nonattainment	100	0.00	-0.01	0.06	0.06	0.06	0.06	0.06	0.05	0.05	0.04	0.04
Washington County (Hagerstown), MD	Ozone	Former Subpart 1	50	0.00	0.02	0.73	0.78	0.78	0.78	0.77	0.75	0.77	0.75	0.75
Washington, DC-MD-VA	CO	Maintenance	100	0.00	0.93	29.09	30.90	31.11	30.90	30.69	29.64	30.69	29.64	29.64
Washington, DC-MD-VA	Ozone	Moderate	50	0.00	0.93	29.09	30.90	31.11	30.90	30.69	29.64	30.69	29.64	29.64
Washington, DC-MD-VA	PM _{2.5}	Nonattainment	100	0.00	0.93	29.09	30.90	31.11	30.90	30.69	29.64	30.69	29.64	29.64
Washoe County, NV	PM ₁₀	Serious	70	0.00	0.02	0.70	0.74	0.75	0.74	0.74	0.71	0.74	0.71	0.71
Waterford Township (Washington County), OH	SO _x	Maintenance	100	0.00	0.00	0.03	0.04	0.04	0.04	0.04	0.03	0.04	0.03	0.03
Wayne County, IN	SO _x	Maintenance	100	0.00	0.01	0.45	0.48	0.48	0.48	0.47	0.46	0.47	0.46	0.46
Wayne County, MI	PM ₁₀	Maintenance	100	0.00	-5.68	-6.33	-9.36	-9.64	-10.10	-10.89	-11.60	-12.79	-16.10	-16.10
Weirton, WV	PM ₁₀	Maintenance	100	0.00	0.00	0.08	0.08	0.08	0.08	0.08	0.08	0.08	0.08	0.08
Weirton, WV	SO _x	Maintenance	100	0.00	0.00	0.08	0.08	0.08	0.08	0.08	0.08	0.08	0.08	0.08
Wheeling, WV-OH	Ozone	Maintenance	100	0.00	0.07	2.13	2.27	2.28	2.27	2.25	2.17	2.25	2.17	2.17
Wheeling, WV-OH	PM _{2.5}	Nonattainment	100	0.00	0.07	2.13	2.27	2.28	2.27	2.25	2.17	2.25	2.17	2.17
Winston-Salem, NC	CO	Maintenance	100	0.00	0.06	2.00	2.12	2.14	2.12	2.11	2.04	2.11	2.04	2.04
Worcester, MA	CO	Maintenance	100	0.00	0.03	1.00	1.06	1.06	1.06	1.05	1.01	1.05	1.01	1.01
Yakima County, WA	PM ₁₀	Maintenance	100	0.00	0.01	0.45	0.48	0.48	0.48	0.47	0.46	0.47	0.46	0.46
Yakima, WA	CO	Maintenance	100	0.00	0.01	0.19	0.20	0.20	0.20	0.20	0.19	0.20	0.19	0.19
York, PA	Ozone	Maintenance	100	0.00	0.12	3.64	3.86	3.89	3.86	3.84	3.71	3.84	3.71	3.71
York, PA	PM _{2.5}	Nonattainment	100	0.00	0.12	3.64	3.86	3.89	3.86	3.84	3.71	3.84	3.71	3.71
Youngstown-Warren-Sharon, OH-PA	Ozone	Maintenance	100	0.00	0.13	4.12	4.38	4.40	4.38	4.35	4.20	4.35	4.20	4.20
Yuma, AZ	PM ₁₀	Moderate	100	0.00	0.03	0.94	1.00	1.01	1.00	1.00	0.96	1.00	0.96	0.96

^{a/} Negative emissions changes indicate reductions; positive emissions changes are increases. Values of less than 0.005 tons/year are rounded to zero.

^{b/} Preferred Alternative

^{c/} Pollutants for which the area is designated nonattainment or maintenance as of 2010. Source: 40 CFR 81.

^{d/} Emissions thresholds in tons/year of: CO in CO maintenance and nonattainment areas; VOC or NO_x in ozone maintenance and nonattainment areas; primary PM_{2.5} in PM_{2.5} maintenance and nonattainment areas; primary PM₁₀ in PM₁₀ maintenance and nonattainment areas; and SO₂ in SO₂ maintenance and nonattainment areas. Source: 40 CFR § 93.153. These thresholds are provided for information only; a general conformity determination is not required for the proposed actions. (See section 3.3.1.)

Source: EPA (U.S. Environmental Protection Agency). 2010. The Green Book Nonattainment Areas. Washington, District of Columbia. Last Revised: June 16, 2010. U.S. Environmental Protection Agency. Available: <http://www.epa.gov/oaqps001/greenbk/>. Accessed: August 6, 2010.

Table D1-18 Emission Changes <u>a/</u> by Nonattainment Area with Alternative Standards for HD Vehicles Diesel Particulate Matter (DPM) 2050														
Nonattainment Area	Pollutant	Status <u>c/</u>	General Conformity Threshold <u>d/</u>	Emissions Changes for Proposed Alternatives (tons/year)										
				Alt. 1	Alt. 2	Alt. 3	Alt. 4	Alt. 6A	Alt. 5	Alt. 6 <u>b/</u>	Alt. 7	Alt. 6B	Alt. 8	
				No Action	Engine Only	Class 8 Tractors	Engines & Classes 7-8 Tractors	15% below Preferred Alternative Stringency	Engines, Classes 7-8 Tractors, & Classes 2b-3	Engines, Tractors, & Classes 2b-8	Engines, Tractors, & Truckers, & Trailers	20% above Preferred Alternative Stringency	Accelerated Hybrid Adoption	
Addison Township (Gallia County), OH	SO _x	Maintenance	100	0.00	0.00	0.02	0.02	0.02	0.02	0.02	0.02	0.02	0.02	0.02
Ajo (Pima County), AZ	PM ₁₀	Moderate	100	0.00	0.00	0.04	0.04	0.04	0.04	0.04	0.04	0.04	0.04	0.04
Ajo (Pima County), AZ	SO _x	Maintenance	100	0.00	0.00	0.03	0.03	0.03	0.03	0.03	0.03	0.03	0.03	0.03
Albany-Schenectady-Troy, NY	Ozone	Former Subpart 1	50	0.00	0.16	4.53	4.83	4.86	4.82	4.77	4.61	4.77	4.61	4.61
Albuquerque, NM	CO	Maintenance	100	0.00	0.13	3.57	3.81	3.83	3.80	3.76	3.63	3.76	3.63	3.63
Allegan County, MI	Ozone	Former Subpart 1	50	0.00	0.06	1.69	1.80	1.81	1.80	1.78	1.72	1.78	1.72	1.72
Allentown-Bethlehem-Easton, PA	Ozone	Maintenance	100	0.00	0.14	4.04	4.31	4.33	4.30	4.26	4.11	4.26	4.11	4.11
Altoona, PA	Ozone	Maintenance	100	0.00	0.02	0.61	0.65	0.66	0.65	0.65	0.62	0.65	0.62	0.62
Amador and Calveras Counties (Central Mountain), CA	Ozone	Former Subpart 1	50	0.00	0.03	0.79	0.84	0.84	0.84	0.83	0.80	0.83	0.83	0.80
Anchorage, AK	CO	Maintenance	100	0.00	0.02	0.47	0.50	0.51	0.50	0.50	0.48	0.50	0.48	0.48
Anthony, NM	PM ₁₀	Moderate	100	0.00	0.00	0.05	0.05	0.05	0.05	0.05	0.05	0.05	0.05	0.05
Armstrong County, PA	SO _x	Nonattainment	100	0.00	0.00	0.03	0.03	0.03	0.03	0.03	0.03	0.03	0.03	0.03
Aspen, CO	PM ₁₀	Maintenance	100	0.00	0.00	0.05	0.05	0.05	0.05	0.05	0.05	0.05	0.05	0.05
Atlanta, GA	Ozone	Moderate	50	0.00	3.51	98.19	104.66	105.25	104.56	103.47	99.92	103.47	99.92	99.92
Atlanta, GA	PM _{2.5}	Nonattainment	100	0.00	3.51	98.19	104.66	105.25	104.56	103.47	99.92	103.47	99.92	99.92
Atlantic City, NJ	CO	Maintenance	100	0.00	0.00	0.10	0.10	0.10	0.10	0.10	0.10	0.10	0.10	0.10
Bakersfield, CA	CO	Maintenance	100	0.00	-0.24	2.15	2.12	2.22	2.08	1.99	1.86	1.97	1.54	1.54
Baltimore, MD	CO	Maintenance	100	0.00	0.69	19.22	20.49	20.60	20.47	20.25	19.56	20.25	19.56	19.56
Baltimore, MD	Ozone	Moderate	50	0.00	0.69	19.22	20.49	20.60	20.47	20.25	19.56	20.25	19.56	19.56
Baltimore, MD	PM _{2.5}	Nonattainment	100	0.00	0.69	19.22	20.49	20.60	20.47	20.25	19.56	20.25	19.56	19.56
Baton Rouge, LA	Ozone	Moderate	50	0.00	-19.35	-15.99	-26.90	-22.11	-29.61	-33.18	-35.46	-34.20	-54.69	-54.69
Beaumont-Port Arthur, TX	Ozone	Moderate	50	0.00	-23.38	-22.68	-36.03	-30.28	-39.27	-43.52	-46.13	-44.75	-69.24	-69.24
Benton County, TN	SO _x	Maintenance	100	0.00	0.00	0.02	0.02	0.02	0.02	0.02	0.02	0.02	0.02	0.02
Benton Harbor, MI	Ozone	Maintenance	100	0.00	0.06	1.72	1.83	1.84	1.83	1.81	1.75	1.81	1.75	1.75
Benzie County, MI	Ozone	Maintenance	100	0.00	0.01	0.28	0.30	0.30	0.30	0.30	0.29	0.30	0.29	0.29
Berkeley and Jefferson Counties, WV	Ozone	Maintenance	100	0.00	0.06	1.64	1.75	1.75	1.74	1.73	1.67	1.73	1.67	1.67
Billings, MT	CO	Maintenance	100	0.00	-10.33	-10.72	-16.65	-14.13	-18.08	-19.95	-21.07	-20.49	-31.25	-31.25
Birmingham, AL	Ozone	Maintenance	100	0.00	0.04	11.04	11.58	11.74	11.52	11.33	10.87	11.31	10.51	10.51
Birmingham, AL	PM _{2.5}	Nonattainment	100	0.00	0.04	11.04	11.58	11.74	11.52	11.33	10.87	11.31	10.51	10.51
Boise-Northern Ada County, ID	CO	Maintenance	100	0.00	0.15	4.29	4.58	4.60	4.57	4.52	4.37	4.52	4.37	4.37
Boise-Northern Ada County, ID	PM ₁₀	Maintenance	100	0.00	0.15	4.29	4.58	4.60	4.57	4.52	4.37	4.52	4.37	4.37
Bonner County (Sandpoint), ID	PM ₁₀	Moderate	100	0.00	0.00	0.12	0.13	0.13	0.13	0.13	0.12	0.13	0.12	0.12
Boston, MA	CO	Maintenance	100	0.00	0.15	4.09	4.36	4.38	4.36	4.31	4.16	4.31	4.16	4.16
Boston-Lawrence-Worcester (eastern MA), MA	Ozone	Moderate	50	0.00	0.97	27.28	29.08	29.24	29.05	28.75	27.76	28.75	27.76	27.76
Boston-Manchester-Portsmouth (southeast NH), NH	Ozone	Moderate	50	0.00	0.16	4.37	4.66	4.69	4.66	4.61	4.45	4.61	4.45	4.45
Boyd County (part), KY	SO _x	Maintenance	100	0.00	0.00	0.07	0.08	0.08	0.08	0.08	0.07	0.08	0.07	0.07
Buffalo-Niagara Falls, NY	Ozone	Former Subpart 1	50	0.00	0.15	4.19	4.47	4.49	4.46	4.42	4.26	4.42	4.26	4.26
Burlington, NJ	CO	Maintenance	100	0.00	0.00	0.04	0.04	0.04	0.04	0.04	0.04	0.04	0.04	0.04
Butte, MT	PM ₁₀	Moderate	100	0.00	0.01	0.16	0.18	0.18	0.18	0.17	0.17	0.17	0.17	0.17
Canon City, CO	PM ₁₀	Maintenance	100	0.00	0.00	0.13	0.14	0.14	0.14	0.14	0.14	0.14	0.14	0.14
Canton-Massillon, OH	Ozone	Maintenance	100	0.00	-1.51	2.48	1.80	2.23	1.57	1.22	0.89	1.14	-0.74	-0.74
Canton-Massillon, OH	PM _{2.5}	Nonattainment	100	0.00	-1.51	2.48	1.80	2.23	1.57	1.22	0.89	1.14	-0.74	-0.74
Case County, MI	Ozone	Maintenance	100	0.00	0.02	0.45	0.48	0.48	0.48	0.47	0.46	0.47	0.46	0.46

Table D1-18 Emission Changes <u>a/</u> by Nonattainment Area with Alternative Standards for HD Vehicles Diesel Particulate Matter (DPM) 2050														
Nonattainment Area	Pollutant	Status <u>c/</u>	General Conformity Threshold <u>d/</u>	Emissions Changes for Proposed Alternatives (tons/year)										
				Alt. 1	Alt. 2	Alt. 3	Alt. 4	Alt. 6A	Alt. 5	Alt. 6 <u>b/</u>	Alt. 7	Alt. 6B	Alt. 8	
				No Action	Engine Only	Class 8 Tractors	Engines & Classes 7-8 Tractors	15% below Preferred Alternative Stringency	Engines, Classes 7-8 Tractors, & Classes 2b-3	Engines, Tractors, & Classes 2b-8	Engines, Tractors, & Truck, & Trailers	20% above Preferred Alternative Stringency	Accelerated Hybrid Adoption	
Center Township (Morgan County), OH	SO _x	Maintenance	100	0.00	0.00	0.01	0.01	0.01	0.01	0.01	0.01	0.01	0.01	0.01
Central Steptoe Valley (White Pine County), NV	SO _x	Maintenance	100	0.00	0.00	0.01	0.01	0.01	0.02	0.01	0.01	0.01	0.01	0.01
Charleston, WV	Ozone	Maintenance	100	0.00	0.17	4.64	4.94	4.97	4.97	4.94	4.89	4.72	4.89	4.72
Charleston, WV	PM _{2.5}	Nonattainment	100	0.00	0.17	4.64	4.94	4.97	4.97	4.94	4.89	4.72	4.89	4.72
Charlotte, NC	CO	Maintenance	100	0.00	0.19	5.39	5.75	5.78	5.74	5.68	5.48	5.68	5.68	5.48
Charlotte-Gastonia-Rock Hill, NC-SC	Ozone	Moderate	50	0.00	0.44	12.27	13.08	13.16	13.07	12.93	12.49	12.93	12.49	12.49
Chattanooga, TN-GA-AL	PM _{2.5}	Nonattainment	100	0.00	0.15	4.16	4.43	4.46	4.43	4.38	4.23	4.38	4.38	4.23
Chattanooga, TN-GA	Ozone	Former Subpart 1	50	0.00	0.14	3.94	4.20	4.22	4.20	4.15	4.01	4.15	4.01	4.01
Chicago-Gary-Lake County, IL-IN	Ozone	Moderate	50	0.00	-23.98	103.75	96.05	103.89	91.94	85.26	77.30	83.75	83.75	48.94
Chicago-Gary-Lake County, IL-IN	PM _{2.5}	Nonattainment	100	0.00	-23.98	103.75	96.05	103.89	91.94	85.26	77.30	83.75	83.75	48.94
Chico, CA	CO	Maintenance	100	0.00	0.06	1.67	1.79	1.80	1.78	1.77	1.70	1.77	1.77	1.70
Chico, CA	Ozone	Former Subpart 1	50	0.00	0.06	1.67	1.79	1.80	1.78	1.77	1.70	1.77	1.77	1.70
Cincinnati-Hamilton, OH-KY-IN	Ozone	Former Subpart 1	50	0.00	1.14	31.94	34.04	34.23	34.01	33.66	32.50	33.66	33.66	32.50
Cincinnati-Hamilton, OH-KY-IN	PM _{2.5}	Nonattainment	100	0.00	1.14	31.94	34.04	34.23	34.01	33.66	32.50	33.66	33.66	32.50
Clairton & 4 Boroughs, PA	PM ₁₀	Maintenance	100	0.00	0.00	0.05	0.05	0.05	0.05	0.05	0.05	0.05	0.05	0.05
Clark County, NV	PM ₁₀	Serious	70	0.00	0.05	1.40	1.49	1.50	1.49	1.48	1.43	1.48	1.48	1.43
Clarksville-Hopkinsville, TN-KY	Ozone	Maintenance	100	0.00	0.09	2.63	2.80	2.82	2.80	2.77	2.68	2.77	2.77	2.68
Clearfield and Indiana Counties, PA	Ozone	Maintenance	100	0.00	0.08	2.19	2.34	2.35	2.34	2.31	2.23	2.31	2.31	2.23
Cleveland, OH	CO	Maintenance	100	0.00	0.22	6.17	6.58	6.61	6.57	6.50	6.28	6.50	6.50	6.28
Cleveland-Akron-Lorain, OH	Ozone	Maintenance	100	0.00	1.48	41.55	44.29	44.54	44.25	43.79	42.29	43.79	43.79	42.29
Cleveland-Akron-Lorain, OH	PM _{2.5}	Nonattainment	100	0.00	1.48	41.55	44.29	44.54	44.25	43.79	42.29	43.79	43.79	42.29
Coachella Valley, CA	PM ₁₀	Serious	70	0.00	0.09	2.64	2.81	2.83	2.81	2.78	2.69	2.78	2.78	2.69
Colbert County, AL	SO _x	Maintenance	100	0.00	0.01	0.37	0.39	0.40	0.39	0.39	0.38	0.39	0.39	0.38
Colorado Springs, CO	CO	Maintenance	100	0.00	0.10	2.87	3.06	3.08	3.06	3.03	2.92	3.03	3.03	2.92
Columbia Falls, MT	PM ₁₀	Moderate	100	0.00	0.00	0.04	0.05	0.05	0.05	0.05	0.05	0.05	0.05	0.05
Columbia, SC	Ozone	Former Subpart 1	50	0.00	0.20	5.66	6.03	6.06	6.02	5.96	5.76	5.96	5.96	5.76
Columbus, OH	Ozone	Maintenance	100	0.00	1.10	30.78	32.80	32.99	32.78	32.43	31.32	32.43	32.43	31.32
Columbus, OH	PM _{2.5}	Nonattainment	100	0.00	1.10	30.78	32.80	32.99	32.78	32.43	31.32	32.43	32.43	31.32
Conewango Township (Warren County), PA	SO _x	Maintenance	100	0.00	-0.01	0.00	0.00	0.00	-0.01	-0.01	-0.01	-0.01	-0.01	-0.03
Coso Junction, CA	PM ₁₀	Moderate	100	0.00	0.00	0.00	0.00	0.00	0.00	0.00	0.00	0.00	0.00	0.00
Cuyahoga County, OH	PM ₁₀	Maintenance	100	0.00	0.41	11.38	12.13	12.20	12.12	11.99	11.58	11.99	11.99	11.58
Cuyahoga County, OH	SO _x	Maintenance	100	0.00	0.41	11.38	12.13	12.20	12.12	11.99	11.58	11.99	11.99	11.58
Dallas-Fort Worth, TX	Ozone	Moderate	50	0.00	1.08	30.27	32.26	32.45	32.23	31.90	30.80	31.90	31.90	30.80
Dayton-Springfield, OH	Ozone	Maintenance	100	0.00	0.45	12.51	13.34	13.41	13.33	13.19	12.73	13.19	13.19	12.73
Dayton-Springfield, OH	PM _{2.5}	Nonattainment	100	0.00	0.45	12.51	13.34	13.41	13.33	13.19	12.73	13.19	13.19	12.73
Denver Metro, CO	PM ₁₀	Maintenance	100	0.00	-12.20	-0.18	-6.59	-3.42	-8.36	-10.79	-12.63	-11.45	-11.45	-25.12
Denver-Boulder, CO	CO	Maintenance	100	0.00	-12.22	-0.85	-7.31	-4.13	-9.07	-11.49	-13.32	-12.16	-12.16	-25.80
Denver-Boulder-Greeley-Fort Collins-Loveland, CO	Ozone	Former Subpart 1	50	0.00	-12.07	3.41	-2.76	0.43	-4.53	-7.00	-8.98	-7.67	-7.67	-21.46
Detroit, MI	CO	Maintenance	100	0.00	-8.24	5.04	0.95	3.18	-0.27	-2.01	-3.47	-2.47	-2.47	-12.10
Detroit-Ann Arbor, MI	Ozone	Maintenance	100	0.00	-5.97	88.94	90.00	92.92	88.59	85.78	81.17	85.28	85.28	71.81
Detroit-Ann Arbor, MI	PM _{2.5}	Nonattainment	100	0.00	-5.97	88.94	90.00	92.92	88.59	85.78	81.17	85.28	85.28	71.81
Door County, WI	Ozone	Former Subpart 1	50	0.00	0.01	0.37	0.39	0.39	0.39	0.39	0.37	0.39	0.39	0.37
Douglas (Cochise County), AZ	PM ₁₀	Moderate	100	0.00	0.02	0.45	0.48	0.48	0.48	0.47	0.46	0.47	0.47	0.46

Table D1-18 Emission Changes <u>a/</u> by Nonattainment Area with Alternative Standards for HD Vehicles Diesel Particulate Matter (DPM) 2050														
Nonattainment Area	Pollutant	Status <u>c/</u>	General Conformity Threshold <u>d/</u>	Emissions Changes for Proposed Alternatives (tons/year)										
				Alt. 1	Alt. 2	Alt. 3	Alt. 4	Alt. 6A	Alt. 5	Alt. 6 <u>b/</u>	Alt. 7	Alt. 6B	Alt. 8	
				No Action	Engine Only	Class 8 Tractors	Engines & Classes 7-8 Tractors	15% below Preferred Alternative Stringency	Engines, Classes 7-8 Tractors, & Classes 2b-3	Engines, Tractors, & Classes 2b-8	Engines, Tractors, & Trailers	20% above Preferred Alternative Stringency	Accelerated Hybrid Adoption	
Douglas (Cochise County), AZ	SO _x	Maintenance	100	0.00	0.02	0.45	0.48	0.48	0.48	0.48	0.47	0.46	0.47	0.46
Duluth, MN	CO	Maintenance	100	0.00	0.02	0.52	0.56	0.56	0.56	0.56	0.55	0.53	0.55	0.53
Eagle River, AK	PM ₁₀	Moderate	100	0.00	0.00	0.03	0.03	0.03	0.03	0.03	0.03	0.03	0.03	0.03
East Chicago, IN	CO	Maintenance	100	0.00	0.05	1.52	1.62	1.63	1.62	1.62	1.60	1.55	1.60	1.55
East Chicago, IN	PM ₁₀	Maintenance	100	0.00	-22.96	-23.54	-36.70	-31.08	-39.88	-44.04	-46.54	-45.24	-69.19	-69.19
East Helena Area (Lewis and Clark County), MT	SO _x	Nonattainment	100	0.00	0.00	0.01	0.01	0.01	0.01	0.01	0.01	0.01	0.01	0.01
El Paso County, TX	PM ₁₀	Moderate	100	0.00	-6.90	-5.99	-9.90	-8.19	-10.86	-12.13	-12.93	-12.49	-19.78	-19.78
El Paso, TX	CO	Maintenance	100	0.00	0.00	0.10	0.10	0.10	0.10	0.10	0.10	0.10	0.10	0.10
Erie, PA	Ozone	Maintenance	100	0.00	0.05	1.88	2.00	2.01	1.99	1.97	1.90	1.97	1.97	1.89
Essex County (Whiteface Mountain), NY	Ozone	Former Subpart 1	50	0.00	0.00	0.01	0.01	0.01	0.01	0.01	0.01	0.01	0.01	0.01
Eugene-Springfield, OR	CO	Maintenance	100	0.00	0.09	2.63	2.80	2.82	2.80	2.77	2.67	2.77	2.77	2.67
Eugene-Springfield, OR	PM ₁₀	Moderate	100	0.00	0.09	2.63	2.80	2.82	2.80	2.77	2.67	2.77	2.77	2.67
Evansville, IN	Ozone	Maintenance	100	0.00	0.20	5.65	6.02	6.05	6.01	5.95	5.75	5.95	5.95	5.75
Evansville, IN	PM _{2.5}	Nonattainment	100	0.00	0.20	5.65	6.02	6.05	6.01	5.95	5.75	5.95	5.95	5.75
Fairbanks, AK	CO	Maintenance	100	0.00	0.00	0.10	0.11	0.11	0.11	0.11	0.11	0.11	0.11	0.11
Fayetteville, NC	Ozone	Former Subpart 1	50	0.00	0.07	1.84	1.96	1.97	1.96	1.94	1.87	1.94	1.87	1.87
Flathead County; Whitefish and vicinity, MT	PM ₁₀	Moderate	100	0.00	0.00	0.06	0.06	0.06	0.06	0.06	0.06	0.06	0.06	0.06
Flint, MI	Ozone	Maintenance	100	0.00	-0.29	4.83	4.91	5.06	4.83	4.69	4.44	4.66	3.97	3.97
Follansbee, WV	PM ₁₀	Maintenance	100	0.00	0.00	0.00	0.00	0.00	0.00	0.00	0.00	0.00	0.00	0.00
Fort Collins, CO	CO	Maintenance	100	0.00	0.04	0.98	1.05	1.05	1.05	1.04	1.00	1.04	1.00	1.00
Fort Hall Reservation, ID	PM ₁₀	Moderate	100	0.00	0.00	0.00	0.00	0.00	0.00	0.00	0.00	0.00	0.00	0.00
Fort Wayne, IN	Ozone	Maintenance	100	0.00	0.12	3.34	3.56	3.58	3.56	3.52	3.40	3.52	3.40	3.40
Franklin County, PA	Ozone	Maintenance	100	0.00	0.06	1.57	1.67	1.68	1.67	1.65	1.59	1.65	1.59	1.59
Franklin Township (Coshocton County), OH	SO _x	Maintenance	100	0.00	0.00	0.01	0.01	0.01	0.01	0.01	0.01	0.01	0.01	0.01
Frederick County, VA	Ozone	Former Subpart 1	50	0.00	0.03	0.94	1.00	1.01	1.00	0.99	0.96	0.99	0.96	0.96
Fredericksburg, VA	Ozone	Maintenance	100	0.00	0.07	1.95	2.08	2.09	2.07	2.05	1.98	2.05	1.98	1.98
Freehold, NJ	CO	Maintenance	100	0.00	0.00	0.05	0.05	0.05	0.05	0.05	0.05	0.05	0.05	0.05
Fresno, CA	CO	Maintenance	100	0.00	0.11	3.11	3.31	3.33	3.31	3.27	3.16	3.27	3.16	3.16
Grand Rapids, MI	Ozone	Maintenance	100	0.00	0.33	9.13	9.73	9.79	9.73	9.62	9.29	9.62	9.29	9.29
Granite City, Nameoki Townships, IL	PM ₁₀	Maintenance	100	0.00	-0.03	0.28	0.28	0.29	0.28	0.27	0.25	0.27	0.21	0.21
Grant County, NM	SO _x	Maintenance	100	0.00	0.00	0.02	0.02	0.02	0.02	0.02	0.02	0.02	0.02	0.02
Grants Pass, OR	CO	Maintenance	100	0.00	0.01	0.22	0.24	0.24	0.24	0.24	0.23	0.24	0.23	0.23
Grants Pass, OR	PM ₁₀	Maintenance	100	0.00	0.01	0.22	0.24	0.24	0.24	0.24	0.23	0.24	0.23	0.23
Great Falls, MT	CO	Maintenance	100	0.00	0.00	0.13	0.13	0.13	0.13	0.13	0.13	0.13	0.13	0.13
Greater Connecticut, CT	Ozone	Moderate	50	0.00	0.19	5.29	5.64	5.67	5.64	5.58	5.39	5.58	5.39	5.39
Greeley, CO	CO	Maintenance	100	0.00	0.03	0.78	0.83	0.83	0.83	0.82	0.79	0.82	0.79	0.79
Green Bay, WI	SO _x	Maintenance	100	0.00	0.03	0.92	0.98	0.98	0.98	0.97	0.93	0.97	0.93	0.93
Greene County, IN	Ozone	Maintenance	100	0.00	0.02	0.45	0.48	0.48	0.48	0.47	0.45	0.47	0.45	0.45
Greene County, PA	Ozone	Maintenance	100	0.00	0.01	0.27	0.29	0.29	0.29	0.28	0.27	0.28	0.27	0.27
Greensboro-Winston Salem-High Point, NC	Ozone	Marginal	50	0.00	0.56	15.69	16.72	16.82	16.71	16.53	15.97	16.53	15.97	15.97
Greensboro-Winston salem-High Point, NC	PM _{2.5}	Nonattainment	100	0.00	0.56	15.69	16.72	16.82	16.71	16.53	15.97	16.53	15.97	15.97
Greenville-Spartanburg-Anderson, SC	Ozone	Former Subpart 1	50	0.00	0.26	7.38	7.87	7.91	7.86	7.78	7.51	7.78	7.51	7.51
Groveland Township (Tazewell County), IL	SO _x	Maintenance	100	0.00	0.01	0.20	0.22	0.22	0.22	0.21	0.21	0.21	0.21	0.21

Table D1-18 Emission Changes <u>a/</u> by Nonattainment Area with Alternative Standards for HD Vehicles Diesel Particulate Matter (DPM) 2050													
Nonattainment Area	Pollutant	Status <u>c/</u>	General Conformity Threshold <u>d/</u>	Emissions Changes for Proposed Alternatives (tons/year)									
				Alt. 1	Alt. 2	Alt. 3	Alt. 4	Alt. 6A	Alt. 5	Alt. 6 <u>b/</u>	Alt. 7	Alt. 6B	Alt. 8
				No Action	Engine Only	Class 8 Tractors	Engines & Classes 7-8 Tractors	15% below Preferred Alternative Stringency	Engines, Classes 7-8 Tractors, & Classes 2b-3	Engines, Tractors, & Classes 2b-8	Engines, Tractors, & Truck, & Trailers	20% above Preferred Alternative Stringency	Accelerated Hybrid Adoption
Hancock-Knox-Lincoln-Waldo Counties, ME	Ozone	Maintenance	100	0.00	0.03	0.87	0.92	0.93	0.92	0.91	0.88	0.91	0.88
Harrisburg-Lebanon-Carlisle, PA	Ozone	Maintenance	100	0.00	0.60	16.86	17.97	18.07	17.95	17.77	17.16	17.77	17.16
Harrisburg-Lebanon-Carlisle, PA	PM _{2.5}	Nonattainment	100	0.00	0.60	16.86	17.97	18.07	17.95	17.77	17.16	17.77	17.16
Hartford-New Britain-Middletown, CT	CO	Maintenance	100	0.00	0.13	3.61	3.85	3.87	3.85	3.81	3.68	3.81	3.68
Hayden (Pinal County), AZ	SO _x	Nonattainment	100	0.00	0.00	0.07	0.07	0.07	0.07	0.07	0.07	0.07	0.07
Hayden/Miami, AZ	PM ₁₀	Moderate	100	0.00	0.01	0.23	0.25	0.25	0.25	0.25	0.24	0.25	0.24
Haywood and Swain Counties (Great Smoky Mountain NP), NC	Ozone	Maintenance	100	0.00	0.00	0.05	0.05	0.05	0.05	0.05	0.05	0.05	0.05
Hazelwood, PA	SO _x	Maintenance	100	0.00	0.00	0.18	0.19	0.19	0.19	0.19	0.18	0.19	0.18
Hickory, NC	PM _{2.5}	Nonattainment	100	0.00	0.04	1.01	1.08	1.09	1.08	1.07	1.03	1.07	1.03
Hickory-Morgantown-Lenoir, NC	Ozone	Former Subpart 1	50	0.00	0.07	1.85	1.97	1.99	1.97	1.95	1.89	1.95	1.89
Hollis Township, IL	SO _x	Maintenance	100	0.00	0.00	0.02	0.02	0.02	0.02	0.02	0.02	0.02	0.02
Houston-Galveston-Brazoria, TX	Ozone	Severe	25	0.00	-93.96	-75.01	-127.90	-104.57	-141.05	-158.43	-169.58	-163.40	-263.06
Humphreys County, TN	SO _x	Maintenance	100	0.00	0.00	0.07	0.08	0.08	0.08	0.08	0.07	0.08	0.07
Huntington-Ashland, WV-KY-OH	PM _{2.5}	Nonattainment	100	0.00	-12.46	-11.30	-18.38	-15.31	-20.11	-22.39	-23.82	-23.05	-36.16
Huntington-Ashland, WV-KY	Ozone	Maintenance	100	0.00	-12.50	-12.50	-19.66	-16.59	-21.39	-23.66	-25.04	-24.31	-37.38
Huron County, MI	Ozone	Maintenance	100	0.00	0.01	0.29	0.31	0.31	0.31	0.30	0.29	0.30	0.29
Imperial County, CA	Ozone	Moderate	50	0.00	0.05	1.48	1.58	1.58	1.57	1.56	1.50	1.56	1.50
Imperial Valley, CA	PM ₁₀	Serious	70	0.00	0.05	1.45	1.54	1.55	1.54	1.53	1.47	1.53	1.47
Indian Wells, CA	PM ₁₀	Maintenance	100	0.00	0.01	0.16	0.17	0.17	0.17	0.17	0.16	0.17	0.16
Indianapolis, IN	CO	Maintenance	100	0.00	1.18	32.90	35.07	35.26	35.03	34.67	33.48	34.67	33.48
Indianapolis, IN	Ozone	Maintenance	100	0.00	1.18	32.90	35.07	35.26	35.03	34.67	33.48	34.67	33.48
Indianapolis, IN	PM _{2.5}	Nonattainment	100	0.00	1.18	32.90	35.07	35.26	35.03	34.67	33.48	34.67	33.48
Jackson County, IN	Ozone	Maintenance	100	0.00	0.03	0.93	0.99	0.99	0.99	0.98	0.94	0.98	0.94
Jamestown, NY	Ozone	Former Subpart 1	50	0.00	0.03	1.12	1.18	1.20	1.18	1.17	1.12	1.17	1.11
Jefferson County, NY	Ozone	Moderate	50	0.00	0.03	0.74	0.79	0.80	0.79	0.78	0.76	0.78	0.76
Jefferson County, OH	PM ₁₀	Maintenance	100	0.00	0.00	0.05	0.06	0.06	0.06	0.06	0.05	0.06	0.05
Johnson City-Kingsport-Bristol, TN	Ozone	Former Subpart 1	50	0.00	0.06	1.65	1.76	1.77	1.76	1.74	1.68	1.74	1.68
Johnstown, PA	Ozone	Maintenance	100	0.00	0.03	0.98	1.04	1.05	1.04	1.03	0.99	1.03	0.99
Johnstown, PA	PM _{2.5}	Nonattainment	100	0.00	0.03	0.98	1.04	1.05	1.04	1.03	0.99	1.03	0.99
Juneau, AK	PM ₁₀	Moderate	100	0.00	0.00	0.05	0.05	0.05	0.05	0.05	0.05	0.05	0.05
Kalamazoo-Battle Creek, MI	Ozone	Maintenance	100	0.00	0.19	5.24	5.59	5.62	5.58	5.52	5.33	5.52	5.33
Kalispell, MT	PM ₁₀	Moderate	100	0.00	0.01	0.23	0.25	0.25	0.25	0.25	0.24	0.25	0.24
Kent and Queen Annes Counties, MD	Ozone	Maintenance	100	0.00	0.02	0.53	0.56	0.57	0.56	0.56	0.54	0.56	0.54
Kent, WA	PM ₁₀	Maintenance	100	0.00	0.01	0.17	0.19	0.19	0.19	0.18	0.18	0.18	0.18
Kern County (Eastern Kern), CA	Ozone	Former Subpart 1	50	0.00	0.01	0.42	0.45	0.45	0.45	0.44	0.43	0.44	0.43
Kewaunee County, WI	Ozone	Maintenance	100	0.00	0.01	0.23	0.25	0.25	0.25	0.24	0.24	0.24	0.24
King County, WA	PM ₁₀	Maintenance	100	0.00	0.00	0.07	0.07	0.07	0.07	0.07	0.07	0.07	0.07
Klamath Falls, OR	CO	Maintenance	100	0.00	0.02	0.54	0.58	0.58	0.58	0.57	0.55	0.57	0.55
Klamath Falls, OR	PM ₁₀	Maintenance	100	0.00	0.02	0.54	0.58	0.58	0.58	0.57	0.55	0.57	0.55
Knoxville, TN	Ozone	Former Subpart 1	50	0.00	0.77	21.50	22.91	23.04	22.89	22.65	21.87	22.65	21.87
Knoxville, TN	PM _{2.5}	Nonattainment	100	0.00	0.77	21.50	22.91	23.04	22.89	22.65	21.87	22.65	21.87
La Porte County, IN	SO _x	Maintenance	100	0.00	0.02	0.45	0.48	0.48	0.48	0.48	0.46	0.48	0.46
LaGrande, OR	PM ₁₀	Maintenance	100	0.00	0.00	0.08	0.09	0.09	0.09	0.09	0.08	0.09	0.08

Table D1-18 Emission Changes <u>a/</u> by Nonattainment Area with Alternative Standards for HD Vehicles Diesel Particulate Matter (DPM) 2050													
Nonattainment Area	Pollutant	Status <u>c/</u>	General Conformity Threshold <u>d/</u>	Emissions Changes for Proposed Alternatives (tons/year)									
				Alt. 1	Alt. 2	Alt. 3	Alt. 4	Alt. 6A	Alt. 5	Alt. 6 <u>b/</u>	Alt. 7	Alt. 6B	Alt. 8
				No Action	Engine Only	Class 8 Tractors	Engines & Classes 7-8 Tractors	15% below Preferred Alternative Stringency	Engines, Classes 7-8 Tractors, & Classes 2b-3	Engines, Tractors, & Classes 2b-8	Engines, Tractors, & Truck, & Trailers	20% above Preferred Alternative Stringency	Accelerated Hybrid Adoption
Lake County, IN	SO _x	Maintenance	100	0.00	-0.02	2.08	2.17	2.21	2.15	2.11	2.02	2.11	1.92
Lake County, OH	SO _x	Maintenance	100	0.00	0.01	0.29	0.31	0.32	0.31	0.31	0.30	0.31	0.30
Lake County, OR	PM ₁₀	Maintenance	100	0.00	0.00	0.03	0.04	0.04	0.04	0.04	0.03	0.04	0.03
Lake Tahoe North Shore, CA	CO	Maintenance	100	0.00	0.00	0.11	0.12	0.12	0.12	0.12	0.12	0.12	0.12
Lake Tahoe South Shore, CA	CO	Maintenance	100	0.00	0.01	0.29	0.31	0.31	0.31	0.31	0.30	0.31	0.30
Lake Tahoe, NV	CO	Maintenance	100	0.00	0.00	0.06	0.06	0.06	0.06	0.06	0.06	0.06	0.06
Lamar, CO	PM ₁₀	Maintenance	100	0.00	0.00	0.05	0.06	0.06	0.06	0.05	0.05	0.05	0.05
Lame Deer, MT	PM ₁₀	Moderate	100	0.00	0.00	0.01	0.01	0.01	0.01	0.01	0.01	0.01	0.01
Lancaster, PA	Ozone	Maintenance	100	0.00	0.23	6.59	7.02	7.06	7.01	6.94	6.70	6.94	6.70
Lancaster, PA	PM _{2.5}	Nonattainment	100	0.00	0.23	6.59	7.02	7.06	7.01	6.94	6.70	6.94	6.70
Lane County, OR	PM ₁₀	Moderate	100	0.00	0.00	0.01	0.01	0.01	0.01	0.01	0.01	0.01	0.01
Lansing-East Lansing, MI	Ozone	Maintenance	100	0.00	0.18	5.07	5.40	5.43	5.40	5.34	5.16	5.34	5.16
LaPorte, IN	Ozone	Maintenance	100	0.00	0.04	1.26	1.34	1.35	1.34	1.32	1.28	1.32	1.28
Las Vegas, NV	CO	Serious	100	0.00	0.10	2.82	3.00	3.02	3.00	2.97	2.87	2.97	2.87
Las Vegas, NV	Ozone	Former Subpart 1	50	0.00	0.10	2.82	3.00	3.02	3.00	2.97	2.87	2.97	2.87
Lauderdale County, AL	SO _x	Maintenance	100	0.00	0.02	0.57	0.61	0.61	0.60	0.60	0.58	0.60	0.58
Laurel Area (Yellowstone County), MT	SO _x	Nonattainment	100	0.00	0.00	0.01	0.01	0.01	0.01	0.01	0.01	0.01	0.01
Libby, MT	PM ₁₀	Moderate	100	0.00	0.00	0.07	0.08	0.08	0.08	0.08	0.07	0.08	0.07
Libby, MT	PM _{2.5}	Nonattainment	100	0.00	0.00	0.07	0.08	0.08	0.08	0.08	0.07	0.08	0.07
Liberty-Clairton, PA	PM _{2.5}	Nonattainment	100	0.00	0.00	0.05	0.05	0.05	0.05	0.05	0.05	0.05	0.05
Lima, OH	Ozone	Maintenance	100	0.00	-15.88	-16.30	-25.41	-21.53	-27.62	-30.49	-32.22	-31.32	-47.89
Longmont, CO	CO	Maintenance	100	0.00	0.02	0.50	0.53	0.53	0.53	0.52	0.51	0.52	0.51
Lorain County, OH	SO _x	Maintenance	100	0.00	0.01	0.36	0.39	0.39	0.39	0.38	0.37	0.38	0.37
Los Angeles South Coast Air Basin, CA	CO	Maintenance	100	0.00	-35.81	210.95	202.08	214.65	195.60	184.60	170.38	182.24	125.99
Los Angeles South Coast Air Basin, CA	NO _x	Maintenance	100	0.00	-35.81	210.95	202.08	214.65	195.60	184.60	170.38	182.24	125.99
Los Angeles South Coast Air Basin, CA	Ozone	Extreme	10	0.00	-35.81	210.95	202.08	214.65	195.60	184.60	170.38	182.24	125.99
Los Angeles South Coast Air Basin, CA	PM ₁₀	Serious	70	0.00	-35.81	210.95	202.08	214.65	195.60	184.60	170.38	182.24	125.99
Los Angeles South Coast Air Basin, CA	PM _{2.5}	Nonattainment	100	0.00	-35.81	210.95	202.08	214.65	195.60	184.60	170.38	182.24	125.99
Los Angeles-San Bernardino Counties (western Mohave), CA	Ozone	Moderate	50	0.00	0.09	2.53	2.69	2.71	2.69	2.66	2.57	2.66	2.57
Louisville, KY-IN	Ozone	Maintenance	100	0.00	0.74	20.66	22.02	22.15	22.01	21.77	21.03	21.77	21.03
Louisville, KY-IN	PM _{2.5}	Nonattainment	100	0.00	0.74	20.66	22.02	22.15	22.01	21.77	21.03	21.77	21.03
Lowell, MA	CO	Maintenance	100	0.00	0.02	0.62	0.67	0.67	0.66	0.66	0.64	0.66	0.64
Lucas County, OH	SO _x	Maintenance	100	0.00	-0.19	1.79	1.77	1.85	1.73	1.66	1.56	1.65	1.29
Lyons Township, IL	PM ₁₀	Maintenance	100	0.00	-0.08	0.41	0.39	0.42	0.37	0.35	0.32	0.34	0.22
Macon, GA	Ozone	Maintenance	100	0.00	0.06	1.73	1.84	1.86	1.84	1.82	1.76	1.82	1.76
Macon, GA	PM _{2.5}	Nonattainment	100	0.00	0.06	1.73	1.84	1.86	1.84	1.82	1.76	1.82	1.76
Madison and Page Counties (Shenandoah NP), VA	Ozone	Maintenance	100	0.00	0.00	0.02	0.02	0.02	0.02	0.02	0.02	0.02	0.02
Madison, WI	SO _x	Maintenance	100	0.00	0.08	2.31	2.47	2.48	2.47	2.44	2.36	2.44	2.36
Mammoth Lake, CA	PM ₁₀	Moderate	100	0.00	0.00	0.08	0.09	0.09	0.09	0.08	0.08	0.08	0.08
Manchester, NH	CO	Maintenance	100	0.00	0.01	0.39	0.42	0.42	0.42	0.41	0.40	0.41	0.40
Manitowoc County, WI	Ozone	Former Subpart 1	50	0.00	0.04	1.19	1.27	1.28	1.27	1.26	1.22	1.26	1.22
Marion County, IN	SO _x	Maintenance	100	0.00	0.08	2.11	2.25	2.26	2.24	2.22	2.14	2.22	2.14
Mariposa and Tuolumne Counties (Southern Mountain), CA	Ozone	Former Subpart 1	50	0.00	0.02	0.46	0.49	0.49	0.49	0.48	0.46	0.48	0.46

Table D1-18 Emission Changes <u>a/</u> by Nonattainment Area with Alternative Standards for HD Vehicles Diesel Particulate Matter (DPM) 2050													
Nonattainment Area	Pollutant	Status <u>c/</u>	General Conformity Threshold <u>d/</u>	Emissions Changes for Proposed Alternatives (tons/year)									
				Alt. 1	Alt. 2	Alt. 3	Alt. 4	Alt. 6A	Alt. 5	Alt. 6 <u>b/</u>	Alt. 7	Alt. 6B	Alt. 8
				No Action	Engine Only	Class 8 Tractors	Engines & Classes 7-8 Tractors	15% below Preferred Alternative Stringency	Engines, Classes 7-8 Tractors, & Classes 2b-3	Engines, Tractors, & Classes 2b-8	Engines, Tractors, & Truckers, & Trailers	20% above Preferred Alternative Stringency	Accelerated Hybrid Adoption
Martinsburg, WV-Hagerstown, MD	PM _{2.5}	Nonattainment	100	0.00	0.08	2.29	2.44	2.45	2.43	2.41	2.33	2.41	2.33
Mason County, MI	Ozone	Maintenance	100	0.00	0.01	0.29	0.31	0.31	0.30	0.30	0.29	0.30	0.29
Medford, OR	CO	Maintenance	100	0.00	0.02	0.52	0.56	0.56	0.56	0.55	0.53	0.55	0.53
Medford-Ashland, OR	PM ₁₀	Maintenance	100	0.00	0.05	1.26	1.35	1.35	1.34	1.33	1.28	1.33	1.28
Memphis, TN-AR	Ozone	Maintenance	100	0.00	-4.58	2.15	-0.15	1.08	-0.82	-1.78	-2.56	-2.03	-7.33
Memphis, TN	CO	Maintenance	100	0.00	-4.60	1.53	-0.82	0.40	-1.49	-2.44	-3.20	-2.69	-7.96
Miami (Gila County), AZ	SO _x	Maintenance	100	0.00	0.01	0.16	0.17	0.17	0.17	0.17	0.17	0.17	0.17
Millinocket AQCR 109, ME	SO _x	Maintenance	100	0.00	0.00	0.04	0.04	0.04	0.04	0.04	0.04	0.04	0.04
Milwaukee, WI	SO _x	Maintenance	100	0.00	0.11	3.20	3.41	3.43	3.40	3.37	3.25	3.37	3.25
Milwaukee-Racine, WI	Ozone	Moderate	50	0.00	0.49	13.65	14.55	14.63	14.54	14.38	13.89	14.38	13.89
Minneapolis-St Paul, MN	CO	Maintenance	100	0.00	1.49	41.73	44.48	44.73	44.44	43.98	42.47	43.98	42.47
Minneapolis-St Paul, MN	SO _x	Maintenance	100	0.00	1.49	41.73	44.48	44.73	44.44	43.98	42.47	43.98	42.47
Missoula, MT	CO	Maintenance	100	0.00	0.03	0.93	0.99	0.99	0.99	0.98	0.94	0.98	0.94
Missoula, MT	PM ₁₀	Moderate	100	0.00	0.03	0.93	0.99	0.99	0.99	0.98	0.94	0.98	0.94
Modesto, CA	CO	Maintenance	100	0.00	0.07	1.83	1.95	1.96	1.95	1.93	1.86	1.93	1.86
Mohave County, AZ	PM ₁₀	Maintenance	100	0.00	0.03	0.88	0.94	0.94	0.94	0.93	0.90	0.93	0.90
Mono Basin, CA	PM ₁₀	Moderate	100	0.00	0.00	0.01	0.01	0.01	0.01	0.01	0.01	0.01	0.01
Morenci (Greenlee County), AZ	SO _x	Maintenance	100	0.00	0.00	0.02	0.02	0.02	0.02	0.02	0.02	0.02	0.02
Morristown, NJ	CO	Maintenance	100	0.00	0.00	0.11	0.12	0.12	0.12	0.11	0.11	0.11	0.11
Muhlenberg County, KY	SO _x	Maintenance	100	0.00	0.01	0.21	0.22	0.22	0.22	0.22	0.21	0.22	0.21
Muncie, IN	Ozone	Maintenance	100	0.00	0.04	0.99	1.06	1.07	1.06	1.05	1.01	1.05	1.01
Murray County (Chattahoochee NF), GA	Ozone	Maintenance	100	0.00	0.00	0.04	0.04	0.04	0.04	0.04	0.04	0.04	0.04
Muscatine County, IA	SO _x	Maintenance	100	0.00	0.01	0.18	0.19	0.20	0.19	0.19	0.19	0.19	0.19
Muskegon, MI	Ozone	Maintenance	100	0.00	0.05	1.39	1.48	1.49	1.48	1.47	1.42	1.47	1.42
Nashua, NH	CO	Maintenance	100	0.00	0.01	0.32	0.34	0.34	0.34	0.33	0.32	0.33	0.32
Nashville, TN	Ozone	Former Subpart 1	50	0.00	0.63	17.73	18.90	19.01	18.88	18.69	18.05	18.69	18.05
Nevada County (western part), CA	Ozone	Former Subpart 1	50	0.00	0.02	0.55	0.58	0.58	0.58	0.57	0.55	0.57	0.55
New Haven County, CT	PM ₁₀	Maintenance	100	0.00	0.02	0.60	0.64	0.64	0.64	0.63	0.61	0.63	0.61
New Haven-Meriden-Waterbury, CT	CO	Maintenance	100	0.00	0.10	2.76	2.95	2.96	2.94	2.91	2.81	2.91	2.81
New Manchester-Grant Magisterial District (Hancock County), WV	SO _x	Maintenance	100	0.00	0.00	0.03	0.03	0.03	0.03	0.03	0.03	0.03	0.03
New York County, NY	PM ₁₀	Moderate	100	0.00	0.02	1.01	1.07	1.08	1.07	1.06	1.02	1.06	1.01
New York-N. New Jersey-Long Island, NY-NJ-CT	CO	Maintenance	100	0.00	-2.66	62.48	64.03	65.68	63.26	61.59	58.58	61.32	53.58
New York-N. New Jersey-Long Island, NY-NJ-CT	PM _{2.5}	Nonattainment	100	0.00	-4.55	60.41	60.87	62.98	59.84	57.83	54.62	57.46	47.75
New York-northern New Jersey-Long Island, NY-NJ-CT	Ozone	Moderate	50	0.00	-5.35	38.22	37.21	39.19	36.20	34.44	32.04	34.07	25.16
Nogales, AZ	PM ₁₀	Moderate	100	0.00	0.01	0.29	0.31	0.31	0.31	0.31	0.30	0.31	0.30
Norfolk-Virginia Beach-Newport News, VA	Ozone	Maintenance	100	0.00	-17.60	-15.25	-25.21	-20.86	-27.67	-30.90	-32.94	-31.83	-50.40
Ogden, UT	CO	Maintenance	100	0.00	0.02	0.45	0.48	0.49	0.48	0.48	0.46	0.48	0.46
Ogden, UT	PM ₁₀	Moderate	100	0.00	0.02	0.45	0.48	0.49	0.48	0.48	0.46	0.48	0.46
Oglesby, IL	PM ₁₀	Maintenance	100	0.00	0.00	0.02	0.02	0.02	0.02	0.02	0.02	0.02	0.02
Olmsted County, MN	PM ₁₀	Maintenance	100	0.00	0.00	0.13	0.14	0.14	0.14	0.14	0.13	0.14	0.13
Olympia, Tumwater, Lacey, WA	PM ₁₀	Maintenance	100	0.00	0.03	0.73	0.78	0.79	0.78	0.77	0.75	0.77	0.75
Owens Valley, CA	PM ₁₀	Serious	70	0.00	0.00	0.02	0.02	0.02	0.02	0.02	0.02	0.02	0.02
Pagosa Springs, CO	PM ₁₀	Maintenance	100	0.00	0.00	0.00	0.00	0.00	0.00	0.00	0.00	0.00	0.00

Table D1-18 Emission Changes <u>a/</u> by Nonattainment Area with Alternative Standards for HD Vehicles Diesel Particulate Matter (DPM) 2050													
Nonattainment Area	Pollutant	Status <u>c/</u>	General Conformity Threshold <u>d/</u>	Emissions Changes for Proposed Alternatives (tons/year)									
				Alt. 1	Alt. 2	Alt. 3	Alt. 4	Alt. 6A	Alt. 5	Alt. 6 <u>b/</u>	Alt. 7	Alt. 6B	Alt. 8
				No Action	Engine Only	Class 8 Tractors	Engines & Classes 7-8 Tractors	15% below Preferred Alternative Stringency	Engines, Classes 7-8 Tractors, & Classes 2b-3	Engines, Tractors, & Classes 2b-8	Engines, Tractors, & Truck, & Trailers	20% above Preferred Alternative Stringency	Accelerated Hybrid Adoption
Parkersburg-Marietta, WV-OH	Ozone	Maintenance	100	0.00	0.10	2.86	3.04	3.06	3.04	3.01	2.91	3.01	2.90
Parkersburg-Marietta, WV-OH	PM _{2.5}	Nonattainment	100	0.00	0.10	2.86	3.04	3.06	3.04	3.01	2.91	3.01	2.90
Payson, AZ	PM ₁₀	Maintenance	100	0.00	0.00	0.10	0.11	0.11	0.11	0.11	0.10	0.11	0.10
Penns Grove, NJ	CO	Maintenance	100	0.00	0.00	0.00	0.00	0.00	0.00	0.00	0.00	0.00	0.00
Peoria, IL	SO _x	Maintenance	100	0.00	0.02	0.83	0.88	0.89	0.88	0.87	0.83	0.87	0.82
Perth Amboy, NJ	CO	Maintenance	100	0.00	-1.90	-1.68	-2.76	-2.29	-3.02	-3.37	-3.59	-3.47	-5.47
Philadelphia-Camden County, PA-NJ	CO	Maintenance	100	0.00	0.07	2.17	2.31	2.33	2.31	2.28	2.20	2.28	2.19
Phildelphia-Wilmington, PA-NY-DE	PM _{2.5}	Nonattainment	100	0.00	-26.66	-6.11	-20.40	-13.55	-24.23	-29.44	-33.23	-30.88	-60.31
Phildelphia-Wilmington-Atlantic City, PA-NY-MD-DE	Ozone	Moderate	50	0.00	-26.38	2.17	-11.58	-4.68	-15.42	-20.72	-24.82	-22.16	-51.91
Phoenix, AZ	CO	Maintenance	100	0.00	1.97	55.39	59.04	59.38	58.99	58.37	56.36	58.37	56.36
Phoenix, AZ	PM ₁₀	Serious	70	0.00	1.97	55.39	59.04	59.38	58.99	58.37	56.36	58.37	56.36
Phoenix-Mesa, AZ	Ozone	Former Subpart 1	50	0.00	1.00	28.21	30.07	30.24	30.04	29.73	28.71	29.73	28.70
Pierce County, WA	PM ₁₀	Maintenance	100	0.00	0.00	0.06	0.06	0.06	0.06	0.06	0.06	0.06	0.06
Pinehurst, ID	PM ₁₀	Moderate	100	0.00	0.00	0.01	0.01	0.01	0.01	0.01	0.01	0.01	0.01
Pittsburgh, PA	CO	Maintenance	100	0.00	0.00	0.13	0.14	0.14	0.14	0.14	0.13	0.14	0.13
Pittsburgh-Beaver Valley, PA	Ozone	Former Subpart 1	50	0.00	0.79	22.14	23.60	23.73	23.58	23.33	22.53	23.33	22.53
Pittsburgh-Beaver Valley, PA	PM _{2.5}	Nonattainment	100	0.00	0.79	22.14	23.60	23.73	23.58	23.33	22.53	23.33	22.53
Polk County, TN	SO _x	Maintenance	100	0.00	0.01	0.16	0.17	0.17	0.17	0.17	0.16	0.17	0.16
Polson, MT	PM ₁₀	Moderate	100	0.00	0.00	0.03	0.03	0.03	0.03	0.03	0.03	0.03	0.03
Portland, ME	Ozone	Maintenance	100	0.00	0.18	4.99	5.32	5.35	5.31	5.26	5.08	5.26	5.07
Portland, OR	CO	Maintenance	100	0.00	0.10	5.66	5.99	6.05	5.97	5.88	5.66	5.88	5.56
Portneuf Valley, ID	PM ₁₀	Maintenance	100	0.00	0.01	0.26	0.27	0.27	0.27	0.27	0.26	0.27	0.26
Poughkeepsie, NY	Ozone	Moderate	50	0.00	0.17	4.80	5.11	5.14	5.11	5.06	4.88	5.06	4.88
Presque Isle, ME	PM ₁₀	Maintenance	100	0.00	0.00	0.07	0.07	0.07	0.07	0.07	0.07	0.07	0.07
Providence (entire State), RI	Ozone	Moderate	50	0.00	0.08	2.14	2.28	2.29	2.28	2.26	2.18	2.26	2.18
Provo, UT	CO	Maintenance	100	0.00	0.02	0.65	0.69	0.70	0.69	0.69	0.66	0.69	0.66
Raleigh-Durham, NC	CO	Maintenance	100	0.00	0.33	9.30	9.91	9.97	9.90	9.80	9.46	9.80	9.46
Raleigh-Durham-Chapel Hill, NC	Ozone	Maintenance	100	0.00	0.51	14.18	15.11	15.19	15.10	14.94	14.43	14.94	14.43
Ramsey County, MN	PM ₁₀	Maintenance	100	0.00	0.00	0.01	0.01	0.01	0.01	0.01	0.01	0.01	0.01
Reading, PA	Ozone	Maintenance	100	0.00	0.18	5.30	5.65	5.68	5.64	5.58	5.39	5.58	5.39
Reading, PA	PM _{2.5}	Nonattainment	100	0.00	0.18	5.30	5.65	5.68	5.64	5.58	5.39	5.58	5.39
Reno, NV	CO	Maintenance	100	0.00	0.03	0.87	0.93	0.94	0.93	0.92	0.89	0.92	0.89
Rhineland (Oneida County), WI	SO _x	Maintenance	100	0.00	0.00	0.01	0.01	0.01	0.01	0.01	0.01	0.01	0.01
Richmond-Petersburg, VA	Ozone	Maintenance	100	0.00	0.14	4.11	4.37	4.40	4.37	4.32	4.17	4.32	4.16
Rillito, AZ	PM ₁₀	Moderate	100	0.00	0.01	0.25	0.27	0.27	0.27	0.27	0.26	0.27	0.26
Riverside County (Coachella Valley), CA	Ozone	Severe	25	0.00	0.09	2.64	2.81	2.83	2.81	2.78	2.69	2.78	2.69
Roanoke, VA	Ozone	Former Subpart 1	50	0.00	0.07	1.89	2.01	2.02	2.01	1.99	1.92	1.99	1.92
Rochester (Olmsted County), MN	SO _x	Maintenance	100	0.00	0.02	0.59	0.63	0.63	0.63	0.62	0.60	0.62	0.60
Rochester, NY	Ozone	Former Subpart 1	50	0.00	0.17	4.65	4.96	4.99	4.95	4.90	4.73	4.90	4.73
Rocky Mount, NC	Ozone	Maintenance	100	0.00	0.05	1.35	1.44	1.45	1.44	1.42	1.37	1.42	1.37
Rome, GA	PM _{2.5}	Nonattainment	100	0.00	0.02	0.61	0.65	0.65	0.65	0.64	0.62	0.64	0.62
Ronan, MT	PM ₁₀	Moderate	100	0.00	0.00	0.01	0.01	0.01	0.01	0.01	0.01	0.01	0.01
Rothschild, Rib Mountain, Weston (Marathon County), WI	SO _x	Maintenance	100	0.00	0.00	0.02	0.02	0.02	0.02	0.02	0.02	0.02	0.02

Table D1-18 Emission Changes <u>a/</u> by Nonattainment Area with Alternative Standards for HD Vehicles Diesel Particulate Matter (DPM) 2050													
Nonattainment Area	Pollutant	Status <u>c/</u>	General Conformity Threshold <u>d/</u>	Emissions Changes for Proposed Alternatives (tons/year)									
				Alt. 1	Alt. 2	Alt. 3	Alt. 4	Alt. 6A	Alt. 5	Alt. 6 <u>b/</u>	Alt. 7	Alt. 6B	Alt. 8
				No Action	Engine Only	Class 8 Tractors	Engines & Classes 7-8 Tractors	15% below Preferred Alternative Stringency	Engines, Classes 7-8 Tractors, & Classes 2b-3	Engines, Tractors, & Classes 2b-8	Engines, Tractors, & Trucks, & Trailers	20% above Preferred Alternative Stringency	Accelerated Hybrid Adoption
Sacramento County, CA	PM ₁₀	Moderate	100	0.00	0.27	7.66	8.17	8.21	8.16	8.07	7.80	8.07	7.80
Sacramento Metro, CA	Ozone	Severe	25	0.00	0.49	13.61	14.50	14.59	14.49	14.34	13.85	14.34	13.85
Sacramento, CA	CO	Maintenance	100	0.00	0.29	8.17	8.70	8.75	8.70	8.61	8.31	8.61	8.31
Salem, OR	CO	Maintenance	100	0.00	0.02	0.69	0.73	0.74	0.73	0.73	0.70	0.73	0.70
Salt Lake City, UT	CO	Maintenance	100	0.00	-4.41	-4.01	-6.52	-5.43	-7.13	-7.94	-8.44	-8.17	-12.80
Salt Lake County, UT	PM ₁₀	Moderate	100	0.00	-4.15	2.99	0.95	2.08	0.33	-0.55	-1.31	-0.79	-5.67
Salt Lake County, UT	SO _x	Nonattainment	100	0.00	0.28	7.82	8.33	8.38	8.33	8.24	7.96	8.24	7.96
San Antonio, TX	Ozone	Former Subpart 1	50	0.00	0.39	10.90	11.62	11.69	11.61	11.49	11.10	11.49	11.10
San Bernardino County, CA	PM ₁₀	Moderate	100	0.00	0.06	1.66	1.77	1.78	1.77	1.75	1.69	1.75	1.69
San Diego, CA	CO	Maintenance	100	0.00	1.01	28.35	30.22	30.39	30.19	29.88	28.85	29.88	28.85
San Diego, CA	Ozone	Former Subpart 1	50	0.00	1.01	28.35	30.22	30.39	30.19	29.88	28.85	29.88	28.85
San Francisco Bay Area, CA	Ozone	Marginal	50	0.00	-35.89	-18.58	-38.30	-29.23	-43.39	-50.21	-54.89	-52.13	-90.97
San Francisco-Oakland-San Jose, CA	CO	Maintenance	100	0.00	-35.74	-14.27	-33.71	-24.62	-38.80	-45.67	-50.51	-47.59	-86.58
San Joaquin Valley, CA	Ozone	Extreme	10	0.00	2.48	78.19	83.18	83.73	83.06	82.12	79.25	82.11	78.92
San Joaquin Valley, CA	PM ₁₀	Maintenance	100	0.00	2.48	78.19	83.18	83.73	83.06	82.12	79.25	82.11	78.92
San Joaquin Valley, CA	PM _{2.5}	Nonattainment	100	0.00	2.48	78.19	83.18	83.73	83.06	82.12	79.25	82.11	78.92
San Manuel (Pinal County), AZ	SO _x	Maintenance	100	0.00	0.01	0.24	0.25	0.25	0.25	0.25	0.24	0.25	0.24
Sanders County (part);Thompson Falls and vicinity, MT	PM ₁₀	Moderate	100	0.00	0.00	0.00	0.01	0.01	0.01	0.01	0.01	0.01	0.01
Scranton-Wilkes Barre, PA	Ozone	Maintenance	100	0.00	0.20	5.70	6.08	6.11	6.07	6.01	5.80	6.01	5.80
Seattle-Tacoma, WA	CO	Maintenance	100	0.00	0.70	19.45	20.74	20.85	20.72	20.50	19.80	20.50	19.80
Sheboygan, WI	Ozone	Moderate	50	0.00	0.05	1.26	1.35	1.36	1.35	1.33	1.29	1.33	1.29
Sheridan, WY	PM ₁₀	Moderate	100	0.00	0.01	0.15	0.16	0.16	0.16	0.15	0.15	0.15	0.15
Shoshone County, ID	PM ₁₀	Moderate	100	0.00	0.00	0.00	0.00	0.00	0.00	0.00	0.00	0.00	0.00
Somerville, NJ	CO	Maintenance	100	0.00	0.00	0.05	0.06	0.06	0.06	0.06	0.05	0.06	0.05
South Bend-Elkhart, IN	Ozone	Maintenance	100	0.00	0.13	3.58	3.82	3.84	3.82	3.78	3.65	3.78	3.65
Southeast Chicago, IL	PM ₁₀	Maintenance	100	0.00	-0.06	1.11	1.14	1.17	1.12	1.09	1.03	1.08	0.94
Spokane County, WA	PM ₁₀	Maintenance	100	0.00	0.07	1.92	2.05	2.06	2.04	2.02	1.95	2.02	1.95
Spokane, WA	CO	Maintenance	100	0.00	0.07	1.90	2.02	2.03	2.02	2.00	1.93	2.00	1.93
Springfield (western MA), MA	Ozone	Moderate	50	0.00	0.21	5.95	6.34	6.38	6.33	6.27	6.05	6.27	6.05
Springfield, MA	CO	Maintenance	100	0.00	0.03	0.91	0.97	0.97	0.97	0.96	0.93	0.96	0.93
St Louis, MO	CO	Maintenance	100	0.00	0.22	7.14	7.59	7.64	7.57	7.49	7.22	7.48	7.18
St Louis, MO-IL	Ozone	Moderate	50	0.00	-70.31	-52.04	-91.42	-73.90	-101.29	-114.37	-122.89	-118.10	-192.99
St. Louis, MO-IL	PM _{2.5}	Nonattainment	100	0.00	-70.32	-52.21	-91.60	-74.08	-101.47	-114.55	-123.06	-118.27	-193.16
State College, PA	Ozone	Maintenance	100	0.00	0.07	2.00	2.14	2.15	2.13	2.11	2.04	2.11	2.04
Steamboat Springs, CO	PM ₁₀	Maintenance	100	0.00	0.00	0.14	0.15	0.15	0.15	0.15	0.14	0.15	0.14
Steubenville & Mingo Juction, OH	SO _x	Maintenance	100	0.00	0.01	0.31	0.33	0.33	0.33	0.33	0.32	0.33	0.32
Steubenville-Weirton, OH-WV	Ozone	Maintenance	100	0.00	-0.08	1.07	1.08	1.11	1.06	1.02	0.96	1.01	0.84
Steubenville-Weirton, OH-WV	PM _{2.5}	Nonattainment	100	0.00	-0.08	1.07	1.08	1.11	1.06	1.02	0.96	1.01	0.84
Stockton, CA	CO	Maintenance	100	0.00	0.09	2.55	2.72	2.74	2.72	2.69	2.60	2.69	2.60
Sutter County (Sutter Buttes), CA	Ozone	Former Subpart 1	50	0.00	0.00	0.00	0.00	0.00	0.00	0.00	0.00	0.00	0.00
Syracuse, NY	CO	Maintenance	100	0.00	0.07	1.86	1.99	2.00	1.99	1.96	1.90	1.96	1.90
Telluride, CO	PM ₁₀	Maintenance	100	0.00	0.00	0.01	0.02	0.02	0.02	0.02	0.01	0.02	0.01
Terre Haute, IN	Ozone	Maintenance	100	0.00	0.03	0.94	1.00	1.01	1.00	0.99	0.96	0.99	0.96

Table D1-18 Emission Changes ^{a/} by Nonattainment Area with Alternative Standards for HD Vehicles Diesel Particulate Matter (DPM) 2050														
Nonattainment Area	Pollutant	Status ^{c/}	General Conformity Threshold ^{d/}	Emissions Changes for Proposed Alternatives (tons/year)										
				Alt. 1	Alt. 2	Alt. 3	Alt. 4	Alt. 6A	Alt. 5	Alt. 6 ^{b/}	Alt. 7	Alt. 6B	Alt. 8	
				No Action	Engine Only	Class 8 Tractors	Engines & Classes 7-8 Tractors	15% below Preferred Alternative Stringency	Engines, Classes 7-8 Tractors, & Classes 2b-3	Engines, Tractors, & Classes 2b-8	Engines, Tractors, & Truck, & Trailers	20% above Preferred Alternative Stringency	Accelerated Hybrid Adoption	
Tioga County, PA	Ozone	Maintenance	100	0.00	0.02	0.42	0.45	0.45	0.45	0.45	0.45	0.43	0.45	0.43
Toledo, OH	Ozone	Maintenance	100	0.00	-16.68	-13.71	-23.12	-18.98	-25.45	-28.53	-30.49	-29.41	-29.41	-47.07
Toms River, NJ	CO	Maintenance	100	0.00	0.01	0.22	0.24	0.24	0.24	0.24	0.23	0.24	0.24	0.23
Tooele County, UT	SO _x	Nonattainment	100	0.00	0.02	0.66	0.70	0.70	0.70	0.69	0.67	0.69	0.69	0.67
Trenton, NJ	CO	Maintenance	100	0.00	0.02	0.57	0.61	0.61	0.61	0.60	0.58	0.60	0.60	0.58
Trona, CA	PM ₁₀	Moderate	100	0.00	0.00	0.01	0.01	0.01	0.01	0.01	0.01	0.01	0.01	0.01
Tucson, AZ	CO	Maintenance	100	0.00	0.17	4.72	5.03	5.06	5.03	4.98	4.81	4.98	4.98	4.81
Utah County, UT	PM ₁₀	Moderate	100	0.00	0.07	1.87	1.99	2.00	1.99	1.97	1.90	1.97	1.97	1.90
Vancouver, WA	CO	Maintenance	100	0.00	0.08	2.19	2.33	2.34	2.33	2.31	2.23	2.31	2.31	2.23
Ventura County, CA	Ozone	Serious	50	0.00	0.08	2.93	3.11	3.13	3.10	3.07	2.96	3.07	3.07	2.94
Vermillion County, IN	PM ₁₀	Maintenance	100	0.00	0.00	0.08	0.08	0.08	0.08	0.08	0.08	0.08	0.08	0.08
Vigo County, IN	SO _x	Maintenance	100	0.00	0.03	0.94	1.00	1.01	1.00	0.99	0.96	0.99	0.99	0.96
Wallula, WA	PM ₁₀	Maintenance	100	0.00	0.00	0.00	0.00	0.00	0.00	0.00	0.00	0.00	0.00	0.00
Waltham, MA	CO	Maintenance	100	0.00	0.01	0.28	0.30	0.30	0.30	0.30	0.29	0.30	0.30	0.29
Warren County, NJ	SO _x	Maintenance	100	0.00	0.01	0.29	0.31	0.32	0.31	0.31	0.30	0.31	0.31	0.30
Warren County, PA	SO _x	Nonattainment	100	0.00	-0.01	0.08	0.07	0.08	0.07	0.07	0.06	0.07	0.07	0.05
Washington County (Hagerstown), MD	Ozone	Former Subpart 1	50	0.00	0.03	0.93	1.00	1.00	1.00	0.98	0.95	0.98	0.98	0.95
Washington, DC-MD-VA	CO	Maintenance	100	0.00	1.40	39.19	41.77	42.00	41.73	41.29	39.88	41.29	41.29	39.88
Washington, DC-MD-VA	Ozone	Moderate	50	0.00	1.40	39.19	41.77	42.00	41.73	41.29	39.88	41.29	41.29	39.88
Washington, DC-MD-VA	PM _{2.5}	Nonattainment	100	0.00	1.40	39.19	41.77	42.00	41.73	41.29	39.88	41.29	41.29	39.88
Washoe County, NV	PM ₁₀	Serious	70	0.00	0.03	0.87	0.93	0.94	0.93	0.92	0.89	0.92	0.92	0.89
Waterford Township (Washington County), OH	SO _x	Maintenance	100	0.00	0.00	0.05	0.05	0.05	0.05	0.05	0.05	0.05	0.05	0.05
Wayne County, IN	SO _x	Maintenance	100	0.00	0.02	0.63	0.67	0.67	0.67	0.66	0.64	0.66	0.66	0.64
Wayne County, MI	PM ₁₀	Maintenance	100	0.00	-8.73	-8.46	-13.44	-11.30	-14.65	-16.24	-17.22	-16.70	-16.70	-25.84
Weirton, WV	PM ₁₀	Maintenance	100	0.00	0.00	0.09	0.10	0.10	0.10	0.09	0.09	0.09	0.09	0.09
Weirton, WV	SO _x	Maintenance	100	0.00	0.00	0.09	0.10	0.10	0.10	0.09	0.09	0.09	0.09	0.09
Wheeling, WV-OH	Ozone	Maintenance	100	0.00	0.10	2.90	3.09	3.11	3.09	3.06	2.95	3.06	3.06	2.95
Wheeling, WV-OH	PM _{2.5}	Nonattainment	100	0.00	0.10	2.90	3.09	3.11	3.09	3.06	2.95	3.06	3.06	2.95
Winston-Salem, NC	CO	Maintenance	100	0.00	0.10	2.69	2.87	2.89	2.87	2.84	2.74	2.84	2.84	2.74
Worcester, MA	CO	Maintenance	100	0.00	0.05	1.45	1.55	1.56	1.55	1.53	1.48	1.53	1.53	1.48
Yakima County, WA	PM ₁₀	Maintenance	100	0.00	0.02	0.58	0.62	0.62	0.62	0.61	0.59	0.61	0.61	0.59
Yakima, WA	CO	Maintenance	100	0.00	0.01	0.27	0.29	0.29	0.29	0.29	0.28	0.29	0.29	0.28
York, PA	Ozone	Maintenance	100	0.00	0.19	5.37	5.73	5.76	5.72	5.66	5.47	5.66	5.66	5.47
York, PA	PM _{2.5}	Nonattainment	100	0.00	0.19	5.37	5.73	5.76	5.72	5.66	5.47	5.66	5.66	5.47
Youngstown-Warren-Sharon, OH-PA	Ozone	Maintenance	100	0.00	0.20	5.69	6.06	6.10	6.06	5.99	5.79	5.99	5.99	5.79
Yuma, AZ	PM ₁₀	Moderate	100	0.00	0.05	1.35	1.43	1.44	1.43	1.42	1.37	1.42	1.42	1.37

^{a/} Negative emissions changes indicate reductions; positive emissions changes are increases. Values of less than 0.005 tons/year are rounded to zero.

^{b/} Preferred Alternative

^{c/} Pollutants for which the area is designated nonattainment or maintenance as of 2010. Source: 40 CFR 81.

^{d/} Emissions thresholds in tons/year of: CO in CO maintenance and nonattainment areas; VOC or NO_x in ozone maintenance and nonattainment areas; primary PM_{2.5} in PM_{2.5} maintenance and nonattainment areas; primary PM₁₀ in PM₁₀ maintenance and nonattainment areas; and SO₂ in SO₂ maintenance and nonattainment areas. Source: 40 CFR § 93.153. These thresholds are provided for information only; a general conformity determination is not required for the proposed actions. (See section 3.3.1.)

Source: EPA (U.S. Environmental Protection Agency). 2010. The Green Book Nonattainment Areas. Washington, District of Columbia. Last Revised: June 16, 2010. U.S. Environmental Protection Agency. Available: <http://www.epa.gov/oaqps001/greenbk/>. Accessed: August 6, 2010.

Table D1-19
Emission Changes a/ by Nonattainment Area with Alternative Standards for HD Vehicles
Formaldehyde 2018

Nonattainment Area	Pollutant	Status <u>c/</u>	General Conformity Threshold <u>d/</u>	Emissions Changes for Proposed Alternatives (tons/year)											
				Alt. 1	Alt. 2	Alt. 3	Alt. 4	Alt. 6A	Alt. 5	Alt. 6 <u>b/</u>	Alt. 7	Alt. 6B	Alt. 8		
				No Action	Engine Only	Class 8 Tractors	Engines & Classes 7-8 Tractors	15% below Preferred Alternative Stringency	Engines, Classes 7-8 Tractors, & Classes 2b-3	Engines, Tractors, & Classes 2b-8	Engines, Tractors, Trucks, & Trailers	20% above Preferred Alternative Stringency	Accelerated Hybrid Adoption		
Addison Township (Gallia County), OH	SO _x	Maintenance	100	0.00	0.00	-0.02	-0.02	-0.02	-0.02	-0.02	-0.02	-0.02	-0.02	-0.02	-0.02
Ajo (Pima County), AZ	PM ₁₀	Moderate	100	0.00	0.00	-0.07	-0.07	-0.07	-0.07	-0.07	-0.07	-0.07	-0.07	-0.07	-0.07
Ajo (Pima County), AZ	SO _x	Maintenance	100	0.00	0.00	-0.07	-0.07	-0.07	-0.07	-0.07	-0.07	-0.07	-0.07	-0.07	-0.07
Albany-Schenectady-Troy, NY	Ozone	Former Subpart 1	50	0.00	0.12	-9.96	-10.17	-10.16	-10.16	-10.16	-10.16	-10.16	-10.16	-10.16	-10.16
Albuquerque, NM	CO	Maintenance	100	0.00	0.06	-4.62	-4.71	-4.71	-4.71	-4.71	-4.71	-4.71	-4.71	-4.71	-4.71
Allegan County, MI	Ozone	Former Subpart 1	50	0.00	0.01	-1.10	-1.13	-1.13	-1.13	-1.13	-1.13	-1.13	-1.13	-1.13	-1.13
Allentown-Bethlehem-Easton, PA	Ozone	Maintenance	100	0.00	0.06	-4.63	-4.73	-4.73	-4.73	-4.73	-4.73	-4.73	-4.73	-4.73	-4.73
Altoona, PA	Ozone	Maintenance	100	0.00	0.01	-0.82	-0.84	-0.84	-0.84	-0.84	-0.84	-0.84	-0.84	-0.84	-0.84
Amador and Calveras Counties (Central Mountain), CA	Ozone	Former Subpart 1	50	0.00	0.01	-1.17	-1.20	-1.20	-1.20	-1.20	-1.20	-1.20	-1.20	-1.20	-1.20
Anchorage, AK	CO	Maintenance	100	0.00	0.01	-1.07	-1.10	-1.10	-1.10	-1.10	-1.10	-1.10	-1.10	-1.10	-1.10
Anthony, NM	PM ₁₀	Moderate	100	0.00	0.00	-0.06	-0.06	-0.06	-0.06	-0.06	-0.06	-0.06	-0.06	-0.06	-0.06
Armstrong County, PA	SO _x	Nonattainment	100	0.00	0.00	-0.04	-0.04	-0.04	-0.04	-0.04	-0.04	-0.04	-0.04	-0.04	-0.04
Aspen, CO	PM ₁₀	Maintenance	100	0.00	0.00	-0.05	-0.05	-0.05	-0.05	-0.05	-0.05	-0.05	-0.05	-0.05	-0.05
Atlanta, GA	Ozone	Moderate	50	0.00	1.24	-102.37	-104.52	-104.48	-104.48	-104.49	-104.49	-104.47	-104.49	-104.49	-104.47
Atlanta, GA	PM _{2.5}	Nonattainment	100	0.00	1.24	-102.37	-104.52	-104.48	-104.48	-104.49	-104.49	-104.47	-104.49	-104.49	-104.47
Atlantic City, NJ	CO	Maintenance	100	0.00	0.00	-0.41	-0.42	-0.42	-0.42	-0.42	-0.42	-0.42	-0.42	-0.42	-0.42
Bakersfield, CA	CO	Maintenance	100	0.00	0.03	-3.40	-3.47	-3.47	-3.47	-3.47	-3.47	-3.48	-3.48	-3.48	-3.48
Baltimore, MD	CO	Maintenance	100	0.00	0.56	-46.18	-47.15	-47.13	-47.13	-47.13	-47.13	-47.12	-47.13	-47.13	-47.12
Baltimore, MD	Ozone	Moderate	50	0.00	0.56	-46.18	-47.15	-47.13	-47.13	-47.13	-47.13	-47.12	-47.13	-47.13	-47.12
Baltimore, MD	PM _{2.5}	Nonattainment	100	0.00	0.56	-46.18	-47.15	-47.13	-47.13	-47.13	-47.13	-47.12	-47.13	-47.13	-47.12
Baton Rouge, LA	Ozone	Moderate	50	0.00	-0.17	-5.90	-6.11	-6.11	-6.11	-6.11	-6.11	-6.20	-6.25	-6.34	-6.34
Beaumont-Port Arthur, TX	Ozone	Moderate	50	0.00	-0.74	-4.25	-4.63	-4.63	-4.63	-4.63	-4.63	-4.94	-5.10	-5.41	-5.41
Benton County, TN	SO _x	Maintenance	100	0.00	0.00	-0.01	-0.01	-0.01	-0.01	-0.01	-0.01	-0.01	-0.01	-0.01	-0.01
Benton Harbor, MI	Ozone	Maintenance	100	0.00	0.02	-1.46	-1.49	-1.49	-1.49	-1.49	-1.49	-1.49	-1.49	-1.49	-1.49
Benzie County, MI	Ozone	Maintenance	100	0.00	0.00	-0.17	-0.17	-0.17	-0.17	-0.17	-0.17	-0.17	-0.17	-0.17	-0.17
Berkeley and Jefferson Counties, WV	Ozone	Maintenance	100	0.00	0.01	-1.13	-1.15	-1.15	-1.15	-1.15	-1.15	-1.15	-1.15	-1.15	-1.15
Billings, MT	CO	Maintenance	100	0.00	0.01	-0.57	-0.58	-0.58	-0.58	-0.58	-0.58	-0.58	-0.58	-0.58	-0.58
Birmingham, AL	Ozone	Maintenance	100	0.00	0.20	-16.10	-16.44	-16.44	-16.44	-16.44	-16.44	-16.43	-16.44	-16.44	-16.43
Birmingham, AL	PM _{2.5}	Nonattainment	100	0.00	0.20	-16.10	-16.44	-16.44	-16.44	-16.44	-16.44	-16.43	-16.44	-16.44	-16.43
Boise-Northern Ada County, ID	CO	Maintenance	100	0.00	0.06	-4.98	-5.08	-5.08	-5.08	-5.08	-5.08	-5.08	-5.08	-5.08	-5.08
Boise-Northern Ada County, ID	PM ₁₀	Maintenance	100	0.00	0.06	-4.98	-5.08	-5.08	-5.08	-5.08	-5.08	-5.08	-5.08	-5.08	-5.08
Bonner County (Sandpoint), ID	PM ₁₀	Moderate	100	0.00	0.00	-0.12	-0.13	-0.13	-0.13	-0.13	-0.13	-0.13	-0.13	-0.13	-0.13
Boston, MA	CO	Maintenance	100	0.00	0.08	-6.70	-6.84	-6.84	-6.84	-6.84	-6.84	-6.84	-6.84	-6.84	-6.84
Boston-Lawrence-Worcester (eastern MA), MA	Ozone	Moderate	50	0.00	0.48	-39.81	-40.65	-40.63	-40.63	-40.63	-40.63	-40.63	-40.63	-40.63	-40.63
Boston-Manchester-Portsmouth (southeast NH), NH	Ozone	Moderate	50	0.00	0.06	-5.01	-5.12	-5.11	-5.11	-5.11	-5.11	-5.11	-5.11	-5.11	-5.11
Boyd County (part), KY	SO _x	Maintenance	100	0.00	0.00	-0.08	-0.08	-0.08	-0.08	-0.08	-0.08	-0.08	-0.08	-0.08	-0.08
Buffalo-Niagara Falls, NY	Ozone	Former Subpart 1	50	0.00	0.11	-9.11	-9.30	-9.30	-9.30	-9.30	-9.30	-9.30	-9.30	-9.30	-9.30
Burlington, NJ	CO	Maintenance	100	0.00	0.00	-0.07	-0.07	-0.07	-0.07	-0.07	-0.07	-0.07	-0.07	-0.07	-0.07
Butte, MT	PM ₁₀	Moderate	100	0.00	0.00	-0.17	-0.17	-0.17	-0.17	-0.17	-0.17	-0.17	-0.17	-0.17	-0.17
Canon City, CO	PM ₁₀	Maintenance	100	0.00	0.00	-0.15	-0.15	-0.15	-0.15	-0.15	-0.15	-0.15	-0.15	-0.15	-0.15
Canton-Massillon, OH	Ozone	Maintenance	100	0.00	0.06	-4.69	-4.79	-4.79	-4.79	-4.79	-4.79	-4.79	-4.79	-4.79	-4.79
Canton-Massillon, OH	PM _{2.5}	Nonattainment	100	0.00	0.06	-4.69	-4.79	-4.79	-4.79	-4.79	-4.79	-4.79	-4.79	-4.79	-4.79
Case County, MI	Ozone	Maintenance	100	0.00	0.00	-0.35	-0.35	-0.35	-0.35	-0.35	-0.35	-0.35	-0.35	-0.35	-0.35

Table D1-19 Emission Changes <u>a/</u> by Nonattainment Area with Alternative Standards for HD Vehicles Formaldehyde 2018														
Nonattainment Area	Pollutant	Status <u>c/</u>	General Conformity Threshold <u>d/</u>	Emissions Changes for Proposed Alternatives (tons/year)										
				Alt. 1	Alt. 2	Alt. 3	Alt. 4	Alt. 6A	Alt. 5	Alt. 6 <u>b/</u>	Alt. 7	Alt. 6B	Alt. 8	
				No Action	Engine Only	Class 8 Tractors	Engines & Classes 7-8 Tractors	15% below Preferred Alternative Stringency	Engines, Classes 7-8 Tractors, & Classes 2b-3	Engines, Tractors, & Classes 2b-8	Engines, Tractors, & Truckers, & Trailers	20% above Preferred Alternative Stringency	Accelerated Hybrid Adoption	
Center Township (Morgan County), OH	SO _x	Maintenance	100	0.00	0.00	-0.01	-0.01	-0.01	-0.01	-0.01	-0.01	-0.01	-0.01	-0.01
Central Steptoe Valley (White Pine County), NV	SO _x	Maintenance	100	0.00	0.00	-0.05	-0.05	-0.05	-0.05	-0.05	-0.05	-0.05	-0.05	-0.05
Charleston, WV	Ozone	Maintenance	100	0.00	0.05	-4.47	-4.57	-4.57	-4.57	-4.57	-4.57	-4.57	-4.57	-4.57
Charleston, WV	PM _{2.5}	Nonattainment	100	0.00	0.05	-4.47	-4.57	-4.57	-4.57	-4.57	-4.57	-4.57	-4.57	-4.57
Charlotte, NC	CO	Maintenance	100	0.00	0.07	-5.61	-5.72	-5.72	-5.72	-5.72	-5.72	-5.72	-5.72	-5.72
Charlotte-Gastonia-Rock Hill, NC-SC	Ozone	Moderate	50	0.00	0.15	-12.61	-12.88	-12.87	-12.87	-12.87	-12.87	-12.87	-12.87	-12.87
Chattanooga, TN-GA-AL	PM _{2.5}	Nonattainment	100	0.00	0.05	-4.31	-4.40	-4.40	-4.40	-4.40	-4.40	-4.40	-4.40	-4.40
Chattanooga, TN-GA	Ozone	Former Subpart 1	50	0.00	0.05	-3.91	-3.99	-3.99	-3.99	-3.99	-3.99	-3.99	-3.99	-3.99
Chicago-Gary-Lake County, IL-IN	Ozone	Moderate	50	0.00	1.34	-111.07	-113.42	-113.37	-113.37	-113.37	-113.38	-113.36	-113.38	-113.37
Chicago-Gary-Lake County, IL-IN	PM _{2.5}	Nonattainment	100	0.00	1.34	-111.07	-113.42	-113.37	-113.37	-113.37	-113.38	-113.36	-113.38	-113.37
Chico, CA	CO	Maintenance	100	0.00	0.03	-2.61	-2.67	-2.66	-2.66	-2.66	-2.66	-2.66	-2.66	-2.66
Chico, CA	Ozone	Former Subpart 1	50	0.00	0.03	-2.61	-2.67	-2.66	-2.66	-2.66	-2.66	-2.66	-2.66	-2.66
Cincinnati-Hamilton, OH-KY-IN	Ozone	Former Subpart 1	50	0.00	0.37	-30.32	-30.96	-30.94	-30.94	-30.94	-30.94	-30.94	-30.94	-30.94
Cincinnati-Hamilton, OH-KY-IN	PM _{2.5}	Nonattainment	100	0.00	0.37	-30.32	-30.96	-30.94	-30.94	-30.94	-30.94	-30.94	-30.94	-30.94
Clairton & 4 Boroughs, PA	PM ₁₀	Maintenance	100	0.00	0.00	-0.11	-0.12	-0.12	-0.12	-0.12	-0.12	-0.12	-0.12	-0.12
Clark County, NV	PM ₁₀	Serious	70	0.00	0.14	-11.16	-11.40	-11.39	-11.39	-11.39	-11.39	-11.39	-11.39	-11.39
Clarksville-Hopkinsville, TN-KY	Ozone	Maintenance	100	0.00	0.02	-1.99	-2.03	-2.03	-2.03	-2.03	-2.03	-2.03	-2.03	-2.03
Clearfield and Indiana Counties, PA	Ozone	Maintenance	100	0.00	0.02	-1.42	-1.45	-1.45	-1.45	-1.45	-1.45	-1.45	-1.45	-1.45
Cleveland, OH	CO	Maintenance	100	0.00	0.09	-7.61	-7.77	-7.76	-7.76	-7.76	-7.76	-7.76	-7.76	-7.76
Cleveland-Akron-Lorain, OH	Ozone	Maintenance	100	0.00	0.48	-39.20	-40.03	-40.01	-40.01	-40.01	-40.02	-40.01	-40.02	-40.01
Cleveland-Akron-Lorain, OH	PM _{2.5}	Nonattainment	100	0.00	0.48	-39.20	-40.03	-40.01	-40.01	-40.01	-40.02	-40.01	-40.02	-40.01
Coachella Valley, CA	PM ₁₀	Serious	70	0.00	0.06	-4.65	-4.75	-4.74	-4.74	-4.74	-4.74	-4.74	-4.74	-4.74
Colbert County, AL	SO _x	Maintenance	100	0.00	0.01	-0.49	-0.50	-0.50	-0.50	-0.50	-0.50	-0.50	-0.50	-0.50
Colorado Springs, CO	CO	Maintenance	100	0.00	0.05	-4.46	-4.56	-4.56	-4.56	-4.56	-4.56	-4.56	-4.56	-4.56
Columbia Falls, MT	PM ₁₀	Moderate	100	0.00	0.00	-0.04	-0.04	-0.04	-0.04	-0.04	-0.04	-0.04	-0.04	-0.04
Columbia, SC	Ozone	Former Subpart 1	50	0.00	0.06	-5.08	-5.19	-5.19	-5.19	-5.19	-5.19	-5.19	-5.19	-5.19
Columbus, OH	Ozone	Maintenance	100	0.00	0.30	-24.66	-25.18	-25.17	-25.17	-25.17	-25.17	-25.17	-25.17	-25.17
Columbus, OH	PM _{2.5}	Nonattainment	100	0.00	0.30	-24.66	-25.18	-25.17	-25.17	-25.17	-25.17	-25.17	-25.17	-25.17
Conewango Township (Warren County), PA	SO _x	Maintenance	100	0.00	0.00	-0.03	-0.03	-0.03	-0.03	-0.03	-0.03	-0.03	-0.03	-0.03
Coso Junction, CA	PM ₁₀	Moderate	100	0.00	0.00	0.00	0.00	0.00	0.00	0.00	0.00	0.00	0.00	0.00
Cuyahoga County, OH	PM ₁₀	Maintenance	100	0.00	0.17	-13.79	-14.08	-14.07	-14.07	-14.07	-14.07	-14.07	-14.07	-14.07
Cuyahoga County, OH	SO _x	Maintenance	100	0.00	0.17	-13.79	-14.08	-14.07	-14.07	-14.07	-14.07	-14.07	-14.07	-14.07
Dallas-Fort Worth, TX	Ozone	Moderate	50	0.00	0.64	-52.62	-53.73	-53.71	-53.71	-53.71	-53.71	-53.71	-53.71	-53.71
Dayton-Springfield, OH	Ozone	Maintenance	100	0.00	0.15	-12.57	-12.83	-12.83	-12.83	-12.83	-12.83	-12.82	-12.83	-12.82
Dayton-Springfield, OH	PM _{2.5}	Nonattainment	100	0.00	0.15	-12.57	-12.83	-12.83	-12.83	-12.83	-12.83	-12.82	-12.83	-12.82
Denver Metro, CO	PM ₁₀	Maintenance	100	0.00	0.28	-22.67	-23.14	-23.14	-23.14	-23.14	-23.14	-23.13	-23.14	-23.13
Denver-Boulder, CO	CO	Maintenance	100	0.00	0.26	-21.68	-22.14	-22.13	-22.13	-22.13	-22.13	-22.13	-22.13	-22.13
Denver-Boulder-Greeley-Fort Collins-Loveland, CO	Ozone	Former Subpart 1	50	0.00	0.33	-27.32	-27.89	-27.88	-27.88	-27.88	-27.88	-27.88	-27.88	-27.88
Detroit, MI	CO	Maintenance	100	0.00	0.16	-12.89	-13.16	-13.16	-13.16	-13.16	-13.16	-13.15	-13.16	-13.15
Detroit-Ann Arbor, MI	Ozone	Maintenance	100	0.00	0.87	-71.77	-73.28	-73.25	-73.25	-73.25	-73.25	-73.24	-73.25	-73.24
Detroit-Ann Arbor, MI	PM _{2.5}	Nonattainment	100	0.00	0.87	-71.77	-73.28	-73.25	-73.25	-73.25	-73.25	-73.24	-73.25	-73.24
Door County, WI	Ozone	Former Subpart 1	50	0.00	0.00	-0.28	-0.29	-0.29	-0.29	-0.29	-0.29	-0.29	-0.29	-0.29
Douglas (Cochise County), AZ	PM ₁₀	Moderate	100	0.00	0.01	-0.50	-0.51	-0.51	-0.51	-0.51	-0.51	-0.51	-0.51	-0.51

Table D1-19 Emission Changes <u>a/</u> by Nonattainment Area with Alternative Standards for HD Vehicles Formaldehyde 2018														
Nonattainment Area	Pollutant	Status <u>c/</u>	General Conformity Threshold <u>d/</u>	Emissions Changes for Proposed Alternatives (tons/year)										
				Alt. 1	Alt. 2	Alt. 3	Alt. 4	Alt. 6A	Alt. 5	Alt. 6 <u>b/</u>	Alt. 7	Alt. 6B	Alt. 8	
				No Action	Engine Only	Class 8 Tractors	Engines & Classes 7-8 Tractors	15% below Preferred Alternative Stringency	Engines, Classes 7-8 Tractors, & Classes 2b-3	Engines, Tractors, & Classes 2b-8	Engines, Tractors, & Truck, & Trailers	20% above Preferred Alternative Stringency	Accelerated Hybrid Adoption	
Douglas (Cochise County), AZ	SO _x	Maintenance	100	0.00	0.01	-0.50	-0.51	-0.51	-0.51	-0.51	-0.51	-0.51	-0.51	-0.51
Duluth, MN	CO	Maintenance	100	0.00	0.01	-0.65	-0.67	-0.67	-0.67	-0.67	-0.67	-0.67	-0.67	-0.67
Eagle River, AK	PM ₁₀	Moderate	100	0.00	0.00	-0.06	-0.07	-0.07	-0.07	-0.07	-0.07	-0.07	-0.07	-0.07
East Chicago, IN	CO	Maintenance	100	0.00	0.02	-1.64	-1.67	-1.67	-1.67	-1.67	-1.67	-1.67	-1.67	-1.67
East Chicago, IN	PM ₁₀	Maintenance	100	0.00	0.02	-1.64	-1.67	-1.67	-1.67	-1.67	-1.67	-1.67	-1.67	-1.67
East Helena Area (Lewis and Clark County), MT	SO _x	Nonattainment	100	0.00	0.00	-0.01	-0.01	-0.01	-0.01	-0.01	-0.01	-0.01	-0.01	-0.01
El Paso County, TX	PM ₁₀	Moderate	100	0.00	0.05	-3.76	-3.84	-3.83	-3.83	-3.83	-3.83	-3.83	-3.83	-3.83
El Paso, TX	CO	Maintenance	100	0.00	0.00	-0.25	-0.25	-0.25	-0.25	-0.25	-0.25	-0.25	-0.25	-0.25
Erie, PA	Ozone	Maintenance	100	0.00	0.02	-1.81	-1.85	-1.85	-1.85	-1.85	-1.85	-1.85	-1.85	-1.85
Essex County (Whiteface Mountain), NY	Ozone	Former Subpart 1	50	0.00	0.00	-0.01	-0.01	-0.01	-0.01	-0.01	-0.01	-0.01	-0.01	-0.01
Eugene-Springfield, OR	CO	Maintenance	100	0.00	0.04	-3.47	-3.54	-3.54	-3.54	-3.54	-3.54	-3.54	-3.54	-3.54
Eugene-Springfield, OR	PM ₁₀	Moderate	100	0.00	0.04	-3.47	-3.54	-3.54	-3.54	-3.54	-3.54	-3.54	-3.54	-3.54
Evansville, IN	Ozone	Maintenance	100	0.00	0.06	-4.57	-4.66	-4.66	-4.66	-4.66	-4.66	-4.66	-4.66	-4.66
Evansville, IN	PM _{2.5}	Nonattainment	100	0.00	0.06	-4.57	-4.66	-4.66	-4.66	-4.66	-4.66	-4.66	-4.66	-4.66
Fairbanks, AK	CO	Maintenance	100	0.00	0.00	-0.13	-0.13	-0.13	-0.13	-0.13	-0.13	-0.13	-0.13	-0.13
Fayetteville, NC	Ozone	Former Subpart 1	50	0.00	0.03	-2.31	-2.36	-2.35	-2.35	-2.35	-2.35	-2.35	-2.35	-2.35
Flathead County; Whitefish and vicinity, MT	PM ₁₀	Moderate	100	0.00	0.00	-0.05	-0.05	-0.05	-0.05	-0.05	-0.05	-0.05	-0.05	-0.05
Flint, MI	Ozone	Maintenance	100	0.00	0.05	-4.11	-4.20	-4.20	-4.20	-4.20	-4.20	-4.20	-4.20	-4.20
Follansbee, WV	PM ₁₀	Maintenance	100	0.00	0.00	-0.01	-0.01	-0.01	-0.01	-0.01	-0.01	-0.01	-0.01	-0.01
Fort Collins, CO	CO	Maintenance	100	0.00	0.02	-1.33	-1.35	-1.35	-1.35	-1.35	-1.35	-1.35	-1.35	-1.35
Fort Hall Reservation, ID	PM ₁₀	Moderate	100	0.00	0.00	-0.01	-0.01	-0.01	-0.01	-0.01	-0.01	-0.01	-0.01	-0.01
Fort Wayne, IN	Ozone	Maintenance	100	0.00	0.03	-2.85	-2.91	-2.91	-2.91	-2.91	-2.91	-2.91	-2.91	-2.91
Franklin County, PA	Ozone	Maintenance	100	0.00	0.01	-1.18	-1.20	-1.20	-1.20	-1.20	-1.20	-1.20	-1.20	-1.20
Franklin Township (Coshocton County), OH	SO _x	Maintenance	100	0.00	0.00	-0.01	-0.01	-0.01	-0.01	-0.01	-0.01	-0.01	-0.01	-0.01
Frederick County, VA	Ozone	Former Subpart 1	50	0.00	0.01	-1.02	-1.04	-1.04	-1.04	-1.04	-1.04	-1.04	-1.04	-1.04
Fredericksburg, VA	Ozone	Maintenance	100	0.00	0.04	-3.10	-3.16	-3.16	-3.16	-3.16	-3.16	-3.16	-3.16	-3.16
Freehold, NJ	CO	Maintenance	100	0.00	0.00	-0.13	-0.13	-0.13	-0.13	-0.13	-0.13	-0.13	-0.13	-0.13
Fresno, CA	CO	Maintenance	100	0.00	0.05	-4.49	-4.58	-4.58	-4.58	-4.58	-4.58	-4.58	-4.58	-4.58
Grand Rapids, MI	Ozone	Maintenance	100	0.00	0.08	-6.23	-6.36	-6.36	-6.36	-6.36	-6.36	-6.36	-6.36	-6.36
Granite City, Nameoki Townships, IL	PM ₁₀	Maintenance	100	0.00	0.00	-0.33	-0.34	-0.34	-0.34	-0.34	-0.34	-0.34	-0.34	-0.34
Grant County, NM	SO _x	Maintenance	100	0.00	0.00	-0.02	-0.02	-0.02	-0.02	-0.02	-0.02	-0.02	-0.02	-0.02
Grants Pass, OR	CO	Maintenance	100	0.00	0.00	-0.25	-0.26	-0.26	-0.26	-0.26	-0.26	-0.26	-0.26	-0.26
Grants Pass, OR	PM ₁₀	Maintenance	100	0.00	0.00	-0.25	-0.26	-0.26	-0.26	-0.26	-0.26	-0.26	-0.26	-0.26
Great Falls, MT	CO	Maintenance	100	0.00	0.00	-0.16	-0.16	-0.16	-0.16	-0.16	-0.16	-0.16	-0.16	-0.16
Greater Connecticut, CT	Ozone	Moderate	50	0.00	0.16	-13.00	-13.28	-13.27	-13.27	-13.27	-13.27	-13.27	-13.27	-13.27
Greeley, CO	CO	Maintenance	100	0.00	0.01	-0.94	-0.96	-0.96	-0.96	-0.96	-0.96	-0.96	-0.96	-0.96
Green Bay, WI	SO _x	Maintenance	100	0.00	0.01	-0.96	-0.98	-0.98	-0.98	-0.98	-0.98	-0.98	-0.98	-0.98
Greene County, IN	Ozone	Maintenance	100	0.00	0.00	-0.38	-0.39	-0.39	-0.39	-0.39	-0.39	-0.39	-0.39	-0.39
Greene County, PA	Ozone	Maintenance	100	0.00	0.00	-0.36	-0.37	-0.37	-0.37	-0.37	-0.37	-0.37	-0.37	-0.37
Greensboro-Winston Salem-High Point, NC	Ozone	Marginal	50	0.00	0.23	-19.10	-19.50	-19.50	-19.50	-19.50	-19.50	-19.49	-19.50	-19.49
Greensboro-Winston salem-High Point, NC	PM _{2.5}	Nonattainment	100	0.00	0.23	-19.10	-19.50	-19.50	-19.50	-19.50	-19.50	-19.49	-19.50	-19.49
Greenville-Spartanburg-Anderson, SC	Ozone	Former Subpart 1	50	0.00	0.09	-7.12	-7.27	-7.27	-7.27	-7.27	-7.27	-7.27	-7.27	-7.27
Groveland Township (Tazewell County), IL	SO _x	Maintenance	100	0.00	0.00	-0.18	-0.18	-0.18	-0.18	-0.18	-0.18	-0.18	-0.18	-0.18

Table D1-19 Emission Changes <u>a/</u> by Nonattainment Area with Alternative Standards for HD Vehicles Formaldehyde 2018														
Nonattainment Area	Pollutant	Status <u>c/</u>	General Conformity Threshold <u>d/</u>	Emissions Changes for Proposed Alternatives (tons/year)										
				Alt. 1	Alt. 2	Alt. 3	Alt. 4	Alt. 6A	Alt. 5	Alt. 6 <u>b/</u>	Alt. 7	Alt. 6B	Alt. 8	
				No Action	Engine Only	Class 8 Tractors	Engines & Classes 7-8 Tractors	15% below Preferred Alternative Stringency	Engines, Classes 7-8 Tractors, & Classes 2b-3	Engines, Tractors, & Classes 2b-8	Engines, Tractors, & Trucks, & Trailers	20% above Preferred Alternative Stringency	Accelerated Hybrid Adoption	
Hancock-Knox-Lincoln-Waldo Counties, ME	Ozone	Maintenance	100	0.00	0.01	-0.90	-0.92	-0.92	-0.92	-0.92	-0.92	-0.92	-0.92	-0.92
Harrisburg-Lebanon-Carlisle, PA	Ozone	Maintenance	100	0.00	0.15	-12.66	-12.93	-12.93	-12.93	-12.93	-12.93	-12.92	-12.93	-12.92
Harrisburg-Lebanon-Carlisle, PA	PM _{2.5}	Nonattainment	100	0.00	0.15	-12.66	-12.93	-12.93	-12.93	-12.93	-12.93	-12.92	-12.93	-12.92
Hartford-New Britain-Middletown, CT	CO	Maintenance	100	0.00	0.10	-8.46	-8.64	-8.64	-8.64	-8.64	-8.64	-8.63	-8.64	-8.63
Hayden (Pinal County), AZ	SO _x	Nonattainment	100	0.00	0.00	-0.07	-0.08	-0.08	-0.08	-0.08	-0.08	-0.08	-0.08	-0.08
Hayden/Miami, AZ	PM ₁₀	Moderate	100	0.00	0.00	-0.29	-0.30	-0.30	-0.30	-0.30	-0.30	-0.30	-0.30	-0.30
Haywood and Swain Counties (Great Smoky Mountain NP), NC	Ozone	Maintenance	100	0.00	0.00	-0.04	-0.04	-0.04	-0.04	-0.04	-0.04	-0.04	-0.04	-0.04
Hazelwood, PA	SO _x	Maintenance	100	0.00	0.00	-0.32	-0.32	-0.32	-0.32	-0.32	-0.32	-0.32	-0.32	-0.32
Hickory, NC	PM _{2.5}	Nonattainment	100	0.00	0.02	-1.42	-1.45	-1.45	-1.45	-1.45	-1.45	-1.45	-1.45	-1.45
Hickory-Morgantown-Lenoir, NC	Ozone	Former Subpart 1	50	0.00	0.03	-2.33	-2.38	-2.37	-2.37	-2.37	-2.37	-2.37	-2.37	-2.37
Hollis Township, IL	SO _x	Maintenance	100	0.00	0.00	-0.02	-0.02	-0.02	-0.02	-0.02	-0.02	-0.02	-0.02	-0.02
Houston-Galveston-Brazoria, TX	Ozone	Severe	25	0.00	-0.92	-45.35	-46.85	-46.83	-46.83	-46.83	-46.83	-47.40	-47.70	-48.28
Humphreys County, TN	SO _x	Maintenance	100	0.00	0.00	-0.02	-0.02	-0.02	-0.02	-0.02	-0.02	-0.02	-0.02	-0.02
Huntington-Ashland, WV-KY-OH	PM _{2.5}	Nonattainment	100	0.00	0.03	-2.42	-2.48	-2.48	-2.48	-2.48	-2.48	-2.48	-2.48	-2.48
Huntington-Ashland, WV-KY	Ozone	Maintenance	100	0.00	0.02	-1.33	-1.36	-1.36	-1.36	-1.36	-1.36	-1.36	-1.36	-1.36
Huron County, MI	Ozone	Maintenance	100	0.00	0.00	-0.23	-0.23	-0.23	-0.23	-0.23	-0.23	-0.23	-0.23	-0.23
Imperial County, CA	Ozone	Moderate	50	0.00	0.02	-1.64	-1.67	-1.67	-1.67	-1.67	-1.67	-1.67	-1.67	-1.67
Imperial Valley, CA	PM ₁₀	Serious	70	0.00	0.02	-1.60	-1.63	-1.63	-1.63	-1.63	-1.63	-1.63	-1.63	-1.63
Indian Wells, CA	PM ₁₀	Maintenance	100	0.00	0.00	-0.27	-0.28	-0.28	-0.28	-0.28	-0.28	-0.28	-0.28	-0.28
Indianapolis, IN	CO	Maintenance	100	0.00	0.34	-27.69	-28.28	-28.26	-28.26	-28.26	-28.27	-28.26	-28.27	-28.26
Indianapolis, IN	Ozone	Maintenance	100	0.00	0.34	-27.69	-28.28	-28.26	-28.26	-28.26	-28.27	-28.26	-28.27	-28.26
Indianapolis, IN	PM _{2.5}	Nonattainment	100	0.00	0.34	-27.69	-28.28	-28.26	-28.26	-28.26	-28.27	-28.26	-28.27	-28.26
Jackson County, IN	Ozone	Maintenance	100	0.00	0.01	-0.63	-0.64	-0.64	-0.64	-0.64	-0.64	-0.64	-0.64	-0.64
Jamestown, NY	Ozone	Former Subpart 1	50	0.00	0.01	-1.23	-1.25	-1.25	-1.25	-1.25	-1.25	-1.25	-1.25	-1.25
Jefferson County, NY	Ozone	Moderate	50	0.00	0.01	-0.97	-0.99	-0.99	-0.99	-0.99	-0.99	-0.99	-0.99	-0.99
Jefferson County, OH	PM ₁₀	Maintenance	100	0.00	0.00	-0.06	-0.07	-0.07	-0.07	-0.07	-0.07	-0.07	-0.07	-0.07
Johnson City-Kingsport-Bristol, TN	Ozone	Former Subpart 1	50	0.00	0.02	-1.72	-1.76	-1.76	-1.76	-1.76	-1.76	-1.76	-1.76	-1.76
Johnstown, PA	Ozone	Maintenance	100	0.00	0.02	-1.76	-1.80	-1.80	-1.80	-1.80	-1.80	-1.80	-1.80	-1.80
Johnstown, PA	PM _{2.5}	Nonattainment	100	0.00	0.02	-1.76	-1.80	-1.80	-1.80	-1.80	-1.80	-1.80	-1.80	-1.80
Juneau, AK	PM ₁₀	Moderate	100	0.00	0.00	-0.08	-0.08	-0.08	-0.08	-0.08	-0.08	-0.08	-0.08	-0.08
Kalamazoo-Battle Creek, MI	Ozone	Maintenance	100	0.00	0.05	-3.98	-4.07	-4.06	-4.06	-4.06	-4.06	-4.06	-4.06	-4.06
Kalispell, MT	PM ₁₀	Moderate	100	0.00	0.00	-0.22	-0.23	-0.23	-0.23	-0.23	-0.23	-0.23	-0.23	-0.23
Kent and Queen Annes Counties, MD	Ozone	Maintenance	100	0.00	0.01	-1.10	-1.12	-1.12	-1.12	-1.12	-1.12	-1.12	-1.12	-1.12
Kent, WA	PM ₁₀	Maintenance	100	0.00	0.00	-0.20	-0.20	-0.20	-0.20	-0.20	-0.20	-0.21	-0.21	-0.21
Kern County (Eastern Kern), CA	Ozone	Former Subpart 1	50	0.00	0.01	-0.66	-0.68	-0.68	-0.68	-0.68	-0.68	-0.68	-0.68	-0.68
Kewaunee County, WI	Ozone	Maintenance	100	0.00	0.00	-0.20	-0.20	-0.20	-0.20	-0.20	-0.20	-0.20	-0.20	-0.20
King County, WA	PM ₁₀	Maintenance	100	0.00	-0.01	-0.09	-0.09	-0.09	-0.09	-0.09	-0.09	-0.09	-0.10	-0.10
Klamath Falls, OR	CO	Maintenance	100	0.00	0.01	-0.78	-0.80	-0.80	-0.80	-0.80	-0.80	-0.80	-0.80	-0.80
Klamath Falls, OR	PM ₁₀	Maintenance	100	0.00	0.01	-0.78	-0.80	-0.80	-0.80	-0.80	-0.80	-0.80	-0.80	-0.80
Knoxville, TN	Ozone	Former Subpart 1	50	0.00	0.19	-16.04	-16.38	-16.38	-16.38	-16.38	-16.38	-16.37	-16.38	-16.37
Knoxville, TN	PM _{2.5}	Nonattainment	100	0.00	0.19	-16.04	-16.38	-16.38	-16.38	-16.38	-16.38	-16.37	-16.38	-16.37
La Porte County, IN	SO _x	Maintenance	100	0.00	0.00	-0.28	-0.29	-0.28	-0.28	-0.28	-0.28	-0.28	-0.28	-0.28
LaGrande, OR	PM ₁₀	Maintenance	100	0.00	0.00	-0.12	-0.12	-0.12	-0.12	-0.12	-0.12	-0.12	-0.12	-0.12

Table D1-19 Emission Changes <u>a/</u> by Nonattainment Area with Alternative Standards for HD Vehicles Formaldehyde 2018														
Nonattainment Area	Pollutant	Status <u>c/</u>	General Conformity Threshold <u>d/</u>	Emissions Changes for Proposed Alternatives (tons/year)										
				Alt. 1	Alt. 2	Alt. 3	Alt. 4	Alt. 6A	Alt. 5	Alt. 6 <u>b/</u>	Alt. 7	Alt. 6B	Alt. 8	
				No Action	Engine Only	Class 8 Tractors	Engines & Classes 7-8 Tractors	15% below Preferred Alternative Stringency	Engines, Classes 7-8 Tractors, & Classes 2b-3	Engines, Tractors, & Classes 2b-8	Engines, Tractors, & Truck, & Trailers	20% above Preferred Alternative Stringency	Accelerated Hybrid Adoption	
Lake County, IN	SO _x	Maintenance	100	0.00	0.03	-2.44	-2.49	-2.49	-2.49	-2.49	-2.49	-2.49	-2.49	-2.49
Lake County, OH	SO _x	Maintenance	100	0.00	0.00	-0.28	-0.29	-0.29	-0.29	-0.29	-0.29	-0.29	-0.29	-0.29
Lake County, OR	PM ₁₀	Maintenance	100	0.00	0.00	-0.05	-0.05	-0.05	-0.05	-0.05	-0.05	-0.05	-0.05	-0.05
Lake Tahoe North Shore, CA	CO	Maintenance	100	0.00	0.00	-0.21	-0.21	-0.21	-0.21	-0.21	-0.21	-0.21	-0.21	-0.21
Lake Tahoe South Shore, CA	CO	Maintenance	100	0.00	0.01	-0.44	-0.45	-0.44	-0.44	-0.44	-0.44	-0.44	-0.44	-0.44
Lake Tahoe, NV	CO	Maintenance	100	0.00	0.00	-0.16	-0.16	-0.16	-0.16	-0.16	-0.16	-0.16	-0.16	-0.16
Lamar, CO	PM ₁₀	Maintenance	100	0.00	0.00	-0.07	-0.07	-0.07	-0.07	-0.07	-0.07	-0.07	-0.07	-0.07
Lame Deer, MT	PM ₁₀	Moderate	100	0.00	0.00	-0.01	-0.01	-0.01	-0.01	-0.01	-0.01	-0.01	-0.01	-0.01
Lancaster, PA	Ozone	Maintenance	100	0.00	0.08	-7.00	-7.15	-7.14	-7.14	-7.14	-7.14	-7.14	-7.14	-7.14
Lancaster, PA	PM _{2.5}	Nonattainment	100	0.00	0.08	-7.00	-7.15	-7.14	-7.14	-7.14	-7.14	-7.14	-7.14	-7.14
Lane County, OR	PM ₁₀	Moderate	100	0.00	0.00	-0.01	-0.01	-0.01	-0.01	-0.01	-0.01	-0.01	-0.01	-0.01
Lansing-East Lansing, MI	Ozone	Maintenance	100	0.00	0.05	-3.73	-3.81	-3.81	-3.81	-3.81	-3.81	-3.81	-3.81	-3.81
LaPorte, IN	Ozone	Maintenance	100	0.00	0.01	-0.78	-0.80	-0.80	-0.80	-0.80	-0.80	-0.80	-0.80	-0.80
Las Vegas, NV	CO	Serious	100	0.00	0.27	-22.50	-22.98	-22.97	-22.97	-22.97	-22.97	-22.97	-22.97	-22.97
Las Vegas, NV	Ozone	Former Subpart 1	50	0.00	0.27	-22.50	-22.98	-22.97	-22.97	-22.97	-22.97	-22.97	-22.97	-22.97
Lauderdale County, AL	SO _x	Maintenance	100	0.00	0.01	-0.70	-0.72	-0.72	-0.72	-0.72	-0.72	-0.72	-0.72	-0.72
Laurel Area (Yellowstone County), MT	SO _x	Nonattainment	100	0.00	0.00	-0.01	-0.01	-0.01	-0.01	-0.01	-0.01	-0.01	-0.01	-0.01
Libby, MT	PM ₁₀	Moderate	100	0.00	0.00	-0.08	-0.08	-0.08	-0.08	-0.08	-0.08	-0.08	-0.08	-0.08
Libby, MT	PM _{2.5}	Nonattainment	100	0.00	0.00	-0.08	-0.08	-0.08	-0.08	-0.08	-0.08	-0.08	-0.08	-0.08
Liberty-Clairton, PA	PM _{2.5}	Nonattainment	100	0.00	0.00	-0.11	-0.12	-0.12	-0.12	-0.12	-0.12	-0.12	-0.12	-0.12
Lima, OH	Ozone	Maintenance	100	0.00	0.01	-0.86	-0.88	-0.88	-0.88	-0.88	-0.88	-0.88	-0.88	-0.88
Longmont, CO	CO	Maintenance	100	0.00	0.01	-0.68	-0.69	-0.69	-0.69	-0.69	-0.69	-0.69	-0.69	-0.69
Lorain County, OH	SO _x	Maintenance	100	0.00	0.00	-0.36	-0.37	-0.37	-0.37	-0.37	-0.37	-0.37	-0.37	-0.37
Los Angeles South Coast Air Basin, CA	CO	Maintenance	100	0.00	7.07	-583.17	-595.47	-595.23	-595.23	-595.26	-595.17	-595.27	-595.18	-595.18
Los Angeles South Coast Air Basin, CA	NO _x	Maintenance	100	0.00	7.07	-583.17	-595.47	-595.23	-595.23	-595.26	-595.17	-595.27	-595.18	-595.18
Los Angeles South Coast Air Basin, CA	Ozone	Extreme	10	0.00	7.07	-583.17	-595.47	-595.23	-595.23	-595.26	-595.17	-595.27	-595.18	-595.18
Los Angeles South Coast Air Basin, CA	PM ₁₀	Serious	70	0.00	7.07	-583.17	-595.47	-595.23	-595.23	-595.26	-595.17	-595.27	-595.18	-595.18
Los Angeles South Coast Air Basin, CA	PM _{2.5}	Nonattainment	100	0.00	7.07	-583.17	-595.47	-595.23	-595.23	-595.26	-595.17	-595.27	-595.18	-595.18
Los Angeles-San Bernardino Counties (western Mohave), CA	Ozone	Moderate	50	0.00	0.06	-5.26	-5.37	-5.37	-5.37	-5.37	-5.37	-5.37	-5.37	-5.37
Louisville, KY-IN	Ozone	Maintenance	100	0.00	0.21	-17.57	-17.94	-17.93	-17.93	-17.93	-17.93	-17.93	-17.93	-17.93
Louisville, KY-IN	PM _{2.5}	Nonattainment	100	0.00	0.21	-17.57	-17.94	-17.93	-17.93	-17.93	-17.93	-17.93	-17.93	-17.93
Lowell, MA	CO	Maintenance	100	0.00	0.01	-0.87	-0.88	-0.88	-0.88	-0.88	-0.88	-0.88	-0.88	-0.88
Lucas County, OH	SO _x	Maintenance	100	0.00	0.03	-2.40	-2.45	-2.45	-2.45	-2.45	-2.45	-2.45	-2.45	-2.45
Lyons Township, IL	PM ₁₀	Maintenance	100	0.00	0.01	-0.50	-0.51	-0.51	-0.51	-0.51	-0.51	-0.51	-0.51	-0.51
Macon, GA	Ozone	Maintenance	100	0.00	0.04	-3.36	-3.43	-3.43	-3.43	-3.43	-3.43	-3.43	-3.43	-3.43
Macon, GA	PM _{2.5}	Nonattainment	100	0.00	0.04	-3.36	-3.43	-3.43	-3.43	-3.43	-3.43	-3.43	-3.43	-3.43
Madison and Page Counties (Shenandoah NP), VA	Ozone	Maintenance	100	0.00	0.00	-0.02	-0.02	-0.02	-0.02	-0.02	-0.02	-0.02	-0.02	-0.02
Madison, WI	SO _x	Maintenance	100	0.00	0.02	-1.84	-1.87	-1.87	-1.87	-1.87	-1.87	-1.87	-1.87	-1.87
Mammoth Lake, CA	PM ₁₀	Moderate	100	0.00	0.00	-0.07	-0.07	-0.07	-0.07	-0.07	-0.07	-0.07	-0.07	-0.07
Manchester, NH	CO	Maintenance	100	0.00	0.01	-0.63	-0.64	-0.64	-0.64	-0.64	-0.64	-0.64	-0.64	-0.64
Manitowoc County, WI	Ozone	Former Subpart 1	50	0.00	0.01	-0.81	-0.82	-0.82	-0.82	-0.82	-0.82	-0.82	-0.82	-0.82
Marion County, IN	SO _x	Maintenance	100	0.00	0.03	-2.50	-2.55	-2.55	-2.55	-2.55	-2.55	-2.55	-2.55	-2.55
Mariposa and Tuolumne Counties (Southern Mountain), CA	Ozone	Former Subpart 1	50	0.00	0.01	-0.82	-0.84	-0.84	-0.84	-0.84	-0.84	-0.84	-0.84	-0.84

Table D1-19 Emission Changes <u>a/</u> by Nonattainment Area with Alternative Standards for HD Vehicles Formaldehyde 2018														
Nonattainment Area	Pollutant	Status <u>c/</u>	General Conformity Threshold <u>d/</u>	Emissions Changes for Proposed Alternatives (tons/year)										
				Alt. 1	Alt. 2	Alt. 3	Alt. 4	Alt. 6A	Alt. 5	Alt. 6 <u>b/</u>	Alt. 7	Alt. 6B	Alt. 8	
				No Action	Engine Only	Class 8 Tractors	Engines & Classes 7-8 Tractors	15% below Preferred Alternative Stringency	Engines, Classes 7-8 Tractors, & Classes 2b-3	Engines, Tractors, & Classes 2b-8	Engines, Tractors, & Truck, & Trailers	20% above Preferred Alternative Stringency	Accelerated Hybrid Adoption	
Martinsburg, WV-Hagerstown, MD	PM _{2.5}	Nonattainment	100	0.00	0.03	-2.49	-2.54	-2.54	-2.54	-2.54	-2.54	-2.54	-2.54	-2.54
Mason County, MI	Ozone	Maintenance	100	0.00	0.00	-0.20	-0.21	-0.21	-0.21	-0.21	-0.21	-0.21	-0.21	-0.21
Medford, OR	CO	Maintenance	100	0.00	0.01	-0.58	-0.59	-0.59	-0.59	-0.59	-0.59	-0.59	-0.59	-0.59
Medford-Ashland, OR	PM ₁₀	Maintenance	100	0.00	0.02	-1.38	-1.41	-1.41	-1.41	-1.41	-1.41	-1.41	-1.41	-1.41
Memphis, TN-AR	Ozone	Maintenance	100	0.00	0.09	-7.98	-8.15	-8.15	-8.15	-8.15	-8.15	-8.14	-8.15	-8.15
Memphis, TN	CO	Maintenance	100	0.00	0.09	-7.33	-7.48	-7.48	-7.48	-7.48	-7.48	-7.48	-7.48	-7.48
Miami (Gila County), AZ	SO _x	Maintenance	100	0.00	0.00	-0.22	-0.23	-0.23	-0.23	-0.23	-0.23	-0.23	-0.23	-0.23
Millinocket AQCR 109, ME	SO _x	Maintenance	100	0.00	0.00	-0.04	-0.04	-0.04	-0.04	-0.04	-0.04	-0.04	-0.04	-0.04
Milwaukee, WI	SO _x	Maintenance	100	0.00	0.05	-4.20	-4.29	-4.29	-4.29	-4.29	-4.29	-4.29	-4.29	-4.29
Milwaukee-Racine, WI	Ozone	Moderate	50	0.00	0.17	-13.86	-14.15	-14.14	-14.14	-14.15	-14.14	-14.14	-14.15	-14.14
Minneapolis-St Paul, MN	CO	Maintenance	100	0.00	0.49	-43.91	-44.85	-44.83	-44.83	-44.83	-44.83	-44.84	-44.86	-44.87
Minneapolis-St Paul, MN	SO _x	Maintenance	100	0.00	0.53	-43.85	-44.78	-44.76	-44.76	-44.76	-44.76	-44.76	-44.76	-44.76
Missoula, MT	CO	Maintenance	100	0.00	0.01	-0.94	-0.95	-0.95	-0.95	-0.95	-0.95	-0.95	-0.95	-0.95
Missoula, MT	PM ₁₀	Moderate	100	0.00	0.01	-0.94	-0.95	-0.95	-0.95	-0.95	-0.95	-0.95	-0.95	-0.95
Modesto, CA	CO	Maintenance	100	0.00	0.03	-2.27	-2.32	-2.32	-2.32	-2.32	-2.32	-2.32	-2.32	-2.32
Mohave County, AZ	PM ₁₀	Maintenance	100	0.00	0.01	-0.76	-0.77	-0.77	-0.77	-0.77	-0.77	-0.77	-0.77	-0.77
Mono Basin, CA	PM ₁₀	Moderate	100	0.00	0.00	-0.01	-0.01	-0.01	-0.01	-0.01	-0.01	-0.01	-0.01	-0.01
Morenci (Greenlee County), AZ	SO _x	Maintenance	100	0.00	0.00	-0.03	-0.03	-0.03	-0.03	-0.03	-0.03	-0.03	-0.03	-0.03
Morristown, NJ	CO	Maintenance	100	0.00	0.00	-0.24	-0.25	-0.25	-0.25	-0.25	-0.25	-0.25	-0.25	-0.25
Muhlenberg County, KY	SO _x	Maintenance	100	0.00	0.00	-0.23	-0.24	-0.24	-0.24	-0.24	-0.24	-0.24	-0.24	-0.24
Muncie, IN	Ozone	Maintenance	100	0.00	0.01	-0.95	-0.97	-0.96	-0.96	-0.96	-0.96	-0.96	-0.96	-0.96
Murray County (Chattahoochee NF), GA	Ozone	Maintenance	100	0.00	0.00	-0.03	-0.03	-0.03	-0.03	-0.03	-0.03	-0.03	-0.03	-0.03
Muscatine County, IA	SO _x	Maintenance	100	0.00	0.00	-0.12	-0.12	-0.12	-0.12	-0.12	-0.12	-0.12	-0.12	-0.12
Muskegon, MI	Ozone	Maintenance	100	0.00	0.01	-1.01	-1.03	-1.03	-1.03	-1.03	-1.03	-1.03	-1.03	-1.03
Nashua, NH	CO	Maintenance	100	0.00	0.01	-0.50	-0.51	-0.51	-0.51	-0.51	-0.51	-0.51	-0.51	-0.51
Nashville, TN	Ozone	Former Subpart 1	50	0.00	0.15	-12.57	-12.83	-12.83	-12.83	-12.83	-12.83	-12.83	-12.83	-12.83
Nevada County (western part), CA	Ozone	Former Subpart 1	50	0.00	0.01	-0.99	-1.01	-1.01	-1.01	-1.01	-1.01	-1.01	-1.01	-1.01
New Haven County, CT	PM ₁₀	Maintenance	100	0.00	0.01	-1.04	-1.06	-1.06	-1.06	-1.06	-1.06	-1.06	-1.06	-1.06
New Haven-Meriden-Waterbury, CT	CO	Maintenance	100	0.00	0.08	-6.24	-6.37	-6.37	-6.37	-6.37	-6.36	-6.37	-6.36	-6.36
New Manchester-Grant Magisterial District (Hancock County), WV	SO _x	Maintenance	100	0.00	0.00	-0.05	-0.05	-0.05	-0.05	-0.05	-0.05	-0.05	-0.05	-0.05
New York County, NY	PM ₁₀	Moderate	100	0.00	0.04	-3.68	-3.75	-3.75	-3.75	-3.75	-3.75	-3.75	-3.75	-3.75
New York-N. New Jersey-Long Island, NY-NJ-CT	CO	Maintenance	100	0.00	2.16	-178.02	-181.78	-181.71	-181.71	-181.71	-181.69	-181.71	-181.69	-181.69
New York-N. New Jersey-Long Island, NY-NJ-CT	PM _{2.5}	Nonattainment	100	0.00	2.16	-178.02	-181.78	-181.71	-181.71	-181.71	-181.69	-181.71	-181.69	-181.69
New York-northern New Jersey-Long Island, NY-NJ-CT	Ozone	Moderate	50	0.00	1.40	-115.37	-117.80	-117.75	-117.75	-117.76	-117.74	-117.76	-117.74	-117.74
Nogales, AZ	PM ₁₀	Moderate	100	0.00	0.00	-0.32	-0.32	-0.32	-0.32	-0.32	-0.32	-0.32	-0.32	-0.32
Norfolk-Virginia Beach-Newport News, VA	Ozone	Maintenance	100	0.00	0.15	-12.35	-12.61	-12.61	-12.61	-12.61	-12.61	-12.61	-12.61	-12.61
Ogden, UT	CO	Maintenance	100	0.00	0.01	-1.11	-1.14	-1.14	-1.14	-1.14	-1.14	-1.14	-1.14	-1.14
Ogden, UT	PM ₁₀	Moderate	100	0.00	0.01	-1.11	-1.14	-1.14	-1.14	-1.14	-1.14	-1.14	-1.14	-1.14
Oglesby, IL	PM ₁₀	Maintenance	100	0.00	0.00	-0.02	-0.02	-0.02	-0.02	-0.02	-0.02	-0.02	-0.02	-0.02
Olmsted County, MN	PM ₁₀	Maintenance	100	0.00	0.00	-0.17	-0.18	-0.18	-0.18	-0.18	-0.18	-0.18	-0.18	-0.18
Olympia, Tumwater, Lacey, WA	PM ₁₀	Maintenance	100	0.00	0.01	-0.81	-0.83	-0.83	-0.83	-0.83	-0.83	-0.83	-0.83	-0.83
Owens Valley, CA	PM ₁₀	Serious	70	0.00	0.00	-0.03	-0.03	-0.03	-0.03	-0.03	-0.03	-0.03	-0.03	-0.03
Pagosa Springs, CO	PM ₁₀	Maintenance	100	0.00	0.00	0.00	0.00	0.00	0.00	0.00	0.00	0.00	0.00	0.00

Table D1-19
Emission Changes a/ by Nonattainment Area with Alternative Standards for HD Vehicles
Formaldehyde 2018

Nonattainment Area	Pollutant	Status <u>c/</u>	General Conformity Threshold <u>d/</u>	Emissions Changes for Proposed Alternatives (tons/year)										
				Alt. 1	Alt. 2	Alt. 3	Alt. 4	Alt. 6A	Alt. 5	Alt. 6 <u>b/</u>	Alt. 7	Alt. 6B	Alt. 8	
				No Action	Engine Only	Class 8 Tractors	Engines & Classes 7-8 Tractors	15% below Preferred Alternative Stringency	Engines, Classes 7-8 Tractors, & Classes 2b-3	Engines, Tractors, & Classes 2b-8	Engines, Tractors, Trucks, & Trailers	20% above Preferred Alternative Stringency	Accelerated Hybrid Adoption	
Parkersburg-Marietta, WV-OH	Ozone	Maintenance	100	0.00	0.03	-2.32	-2.36	-2.36	-2.36	-2.36	-2.36	-2.36	-2.36	-2.36
Parkersburg-Marietta, WV-OH	PM _{2.5}	Nonattainment	100	0.00	0.03	-2.32	-2.36	-2.36	-2.36	-2.36	-2.36	-2.36	-2.36	-2.36
Payson, AZ	PM ₁₀	Maintenance	100	0.00	0.00	-0.15	-0.15	-0.15	-0.15	-0.15	-0.15	-0.15	-0.15	-0.15
Penns Grove, NJ	CO	Maintenance	100	0.00	0.00	0.00	0.00	0.00	0.00	0.00	0.00	0.00	0.00	0.00
Peoria, IL	SO _x	Maintenance	100	0.00	0.01	-0.80	-0.82	-0.81	-0.81	-0.81	-0.81	-0.81	-0.81	-0.81
Perth Amboy, NJ	CO	Maintenance	100	0.00	0.01	-0.57	-0.58	-0.58	-0.58	-0.58	-0.58	-0.58	-0.58	-0.58
Philadelphia-Camden County, PA-NJ	CO	Maintenance	100	0.00	0.04	-3.16	-3.23	-3.22	-3.22	-3.22	-3.22	-3.22	-3.22	-3.22
Philidelphia-Wilmington, PA-NY-DE	PM _{2.5}	Nonattainment	100	0.00	0.12	-35.38	-36.24	-36.22	-36.22	-36.22	-36.23	-36.34	-36.41	-36.52
Phildelphia-Wilmington-Atlantic City, PA-NY-MD-DE	Ozone	Moderate	50	0.00	0.32	-51.65	-52.85	-52.83	-52.83	-52.83	-52.95	-53.01	-53.13	-53.13
Phoenix, AZ	CO	Maintenance	100	0.00	0.83	-68.14	-69.58	-69.55	-69.55	-69.55	-69.54	-69.55	-69.54	-69.54
Phoenix, AZ	PM ₁₀	Serious	70	0.00	0.83	-68.14	-69.58	-69.55	-69.55	-69.55	-69.54	-69.55	-69.54	-69.54
Phoenix-Mesa, AZ	Ozone	Former Subpart 1	50	0.00	0.42	-34.74	-35.47	-35.46	-35.46	-35.46	-35.46	-35.46	-35.46	-35.46
Pierce County, WA	PM ₁₀	Maintenance	100	0.00	0.00	-0.09	-0.09	-0.09	-0.09	-0.09	-0.09	-0.09	-0.09	-0.09
Pinehurst, ID	PM ₁₀	Moderate	100	0.00	0.00	-0.01	-0.01	-0.01	-0.01	-0.01	-0.01	-0.01	-0.01	-0.01
Pittsburgh, PA	CO	Maintenance	100	0.00	0.00	-0.17	-0.17	-0.17	-0.17	-0.17	-0.17	-0.17	-0.17	-0.17
Pittsburgh-Beaver Valley, PA	Ozone	Former Subpart 1	50	0.00	0.37	-30.46	-31.10	-31.09	-31.09	-31.09	-31.08	-31.09	-31.08	-31.08
Pittsburgh-Beaver Valley, PA	PM _{2.5}	Nonattainment	100	0.00	0.37	-30.46	-31.10	-31.09	-31.09	-31.09	-31.08	-31.09	-31.08	-31.08
Polk County, TN	SO _x	Maintenance	100	0.00	0.00	-0.17	-0.17	-0.17	-0.17	-0.17	-0.17	-0.17	-0.17	-0.17
Polson, MT	PM ₁₀	Moderate	100	0.00	0.00	-0.02	-0.02	-0.02	-0.02	-0.02	-0.02	-0.02	-0.02	-0.02
Portland, ME	Ozone	Maintenance	100	0.00	0.05	-4.38	-4.48	-4.47	-4.47	-4.47	-4.47	-4.47	-4.47	-4.47
Portland, OR	CO	Maintenance	100	0.00	0.11	-9.11	-9.30	-9.30	-9.30	-9.30	-9.30	-9.30	-9.30	-9.30
Portneuf Valley, ID	PM ₁₀	Maintenance	100	0.00	0.00	-0.35	-0.36	-0.36	-0.36	-0.36	-0.36	-0.36	-0.36	-0.36
Poughkeepsie, NY	Ozone	Moderate	50	0.00	0.12	-10.26	-10.47	-10.47	-10.47	-10.47	-10.47	-10.47	-10.47	-10.47
Presque Isle, ME	PM ₁₀	Maintenance	100	0.00	0.00	-0.07	-0.08	-0.08	-0.08	-0.08	-0.08	-0.08	-0.08	-0.08
Providence (entire State), RI	Ozone	Moderate	50	0.00	0.09	-7.62	-7.78	-7.78	-7.78	-7.78	-7.78	-7.78	-7.78	-7.78
Provo, UT	CO	Maintenance	100	0.00	0.01	-1.21	-1.24	-1.24	-1.24	-1.24	-1.24	-1.24	-1.24	-1.24
Raleigh-Durham, NC	CO	Maintenance	100	0.00	0.12	-9.89	-10.10	-10.09	-10.09	-10.09	-10.09	-10.09	-10.09	-10.09
Raleigh-Durham-Chapel Hill, NC	Ozone	Maintenance	100	0.00	0.16	-13.50	-13.79	-13.78	-13.78	-13.78	-13.78	-13.78	-13.78	-13.78
Ramsey County, MN	PM ₁₀	Maintenance	100	0.00	0.00	-0.02	-0.02	-0.02	-0.02	-0.02	-0.02	-0.02	-0.02	-0.02
Reading, PA	Ozone	Maintenance	100	0.00	0.06	-5.24	-5.35	-5.34	-5.34	-5.34	-5.34	-5.34	-5.34	-5.34
Reading, PA	PM _{2.5}	Nonattainment	100	0.00	0.06	-5.24	-5.35	-5.34	-5.34	-5.34	-5.34	-5.34	-5.34	-5.34
Reno, NV	CO	Maintenance	100	0.00	0.02	-1.91	-1.95	-1.95	-1.95	-1.95	-1.95	-1.95	-1.95	-1.95
Rhineland (Oneida County), WI	SO _x	Maintenance	100	0.00	0.00	-0.01	-0.01	-0.01	-0.01	-0.01	-0.01	-0.01	-0.01	-0.01
Richmond-Petersburg, VA	Ozone	Maintenance	100	0.00	0.12	-9.59	-9.80	-9.79	-9.79	-9.79	-9.79	-9.79	-9.79	-9.79
Rillito, AZ	PM ₁₀	Moderate	100	0.00	0.00	-0.36	-0.36	-0.36	-0.36	-0.36	-0.36	-0.36	-0.36	-0.36
Riverside County (Coachella Valley), CA	Ozone	Severe	25	0.00	0.06	-4.65	-4.75	-4.74	-4.74	-4.74	-4.74	-4.74	-4.74	-4.74
Roanoke, VA	Ozone	Former Subpart 1	50	0.00	0.03	-2.08	-2.12	-2.12	-2.12	-2.12	-2.12	-2.12	-2.12	-2.12
Rochester (Olmsted County), MN	SO _x	Maintenance	100	0.00	0.01	-0.62	-0.63	-0.63	-0.63	-0.63	-0.63	-0.63	-0.63	-0.63
Rochester, NY	Ozone	Former Subpart 1	50	0.00	0.13	-10.51	-10.73	-10.72	-10.72	-10.73	-10.72	-10.73	-10.72	-10.72
Rocky Mount, NC	Ozone	Maintenance	100	0.00	0.02	-1.48	-1.51	-1.51	-1.51	-1.51	-1.51	-1.51	-1.51	-1.51
Rome, GA	PM _{2.5}	Nonattainment	100	0.00	0.01	-0.95	-0.97	-0.97	-0.97	-0.97	-0.97	-0.97	-0.97	-0.97
Ronan, MT	PM ₁₀	Moderate	100	0.00	0.00	-0.01	-0.01	-0.01	-0.01	-0.01	-0.01	-0.01	-0.01	-0.01
Rothschild, Rib Mountain, Weston (Marathon County), WI	SO _x	Maintenance	100	0.00	0.00	-0.02	-0.02	-0.02	-0.02	-0.02	-0.02	-0.02	-0.02	-0.02

Table D1-19 Emission Changes <u>a/</u> by Nonattainment Area with Alternative Standards for HD Vehicles Formaldehyde 2018														
Nonattainment Area	Pollutant	Status <u>c/</u>	General Conformity Threshold <u>d/</u>	Emissions Changes for Proposed Alternatives (tons/year)										
				Alt. 1	Alt. 2	Alt. 3	Alt. 4	Alt. 6A	Alt. 5	Alt. 6 <u>b/</u>	Alt. 7	Alt. 6B	Alt. 8	
				No Action	Engine Only	Class 8 Tractors	Engines & Classes 7-8 Tractors	15% below Preferred Alternative Stringency	Engines, Classes 7-8 Tractors, & Classes 2b-3	Engines, Tractors, & Classes 2b-8	Engines, Tractors, & Truck, & Trailers	20% above Preferred Alternative Stringency	Accelerated Hybrid Adoption	
Sacramento County, CA	PM ₁₀	Moderate	100	0.00	0.13	-10.99	-11.22	-11.22	-11.22	-11.22	-11.22	-11.22	-11.22	-11.22
Sacramento Metro, CA	Ozone	Severe	25	0.00	0.24	-19.55	-19.96	-19.95	-19.95	-19.95	-19.95	-19.95	-19.95	-19.95
Sacramento, CA	CO	Maintenance	100	0.00	0.15	-12.21	-12.47	-12.46	-12.46	-12.46	-12.46	-12.46	-12.46	-12.46
Salem, OR	CO	Maintenance	100	0.00	0.01	-1.04	-1.06	-1.06	-1.06	-1.06	-1.06	-1.06	-1.06	-1.06
Salt Lake City, UT	CO	Maintenance	100	0.00	0.02	-1.64	-1.67	-1.67	-1.67	-1.67	-1.67	-1.67	-1.67	-1.67
Salt Lake County, UT	PM ₁₀	Moderate	100	0.00	0.19	-15.91	-16.25	-16.24	-16.24	-16.24	-16.24	-16.24	-16.24	-16.24
Salt Lake County, UT	SO _x	Nonattainment	100	0.00	0.19	-15.91	-16.24	-16.24	-16.24	-16.24	-16.24	-16.24	-16.24	-16.24
San Antonio, TX	Ozone	Former Subpart 1	50	0.00	0.17	-14.27	-14.57	-14.56	-14.56	-14.56	-14.56	-14.56	-14.56	-14.56
San Bernardino County, CA	PM ₁₀	Moderate	100	0.00	0.04	-3.28	-3.35	-3.35	-3.35	-3.35	-3.35	-3.35	-3.35	-3.35
San Diego, CA	CO	Maintenance	100	0.00	0.75	-61.82	-63.12	-63.10	-63.10	-63.10	-63.10	-63.09	-63.10	-63.09
San Diego, CA	Ozone	Former Subpart 1	50	0.00	0.75	-61.82	-63.12	-63.10	-63.10	-63.10	-63.10	-63.09	-63.10	-63.09
San Francisco Bay Area, CA	Ozone	Marginal	50	0.00	0.21	-49.09	-50.27	-50.25	-50.25	-50.25	-50.39	-50.48	-50.62	-50.62
San Francisco-Oakland-San Jose, CA	CO	Maintenance	100	0.00	0.29	-55.67	-56.98	-56.96	-56.96	-56.96	-57.10	-57.19	-57.33	-57.33
San Joaquin Valley, CA	Ozone	Extreme	10	0.00	1.21	-100.93	-103.06	-103.02	-103.02	-103.02	-103.02	-103.01	-103.03	-103.02
San Joaquin Valley, CA	PM ₁₀	Maintenance	100	0.00	1.21	-100.93	-103.06	-103.02	-103.02	-103.02	-103.02	-103.01	-103.03	-103.02
San Joaquin Valley, CA	PM _{2.5}	Nonattainment	100	0.00	1.21	-100.93	-103.06	-103.02	-103.02	-103.02	-103.02	-103.01	-103.03	-103.02
San Manuel (Pinal County), AZ	SO _x	Maintenance	100	0.00	0.00	-0.25	-0.25	-0.25	-0.25	-0.25	-0.25	-0.25	-0.25	-0.25
Sanders County (part);Thompson Falls and vicinity, MT	PM ₁₀	Moderate	100	0.00	0.00	-0.01	-0.01	-0.01	-0.01	-0.01	-0.01	-0.01	-0.01	-0.01
Scranton-Wilkes Barre, PA	Ozone	Maintenance	100	0.00	0.06	-5.25	-5.36	-5.36	-5.36	-5.36	-5.36	-5.36	-5.36	-5.36
Seattle-Tacoma, WA	CO	Maintenance	100	0.00	0.27	-22.89	-23.37	-23.36	-23.36	-23.36	-23.36	-23.36	-23.37	-23.37
Sheboygan, WI	Ozone	Moderate	50	0.00	0.01	-0.92	-0.94	-0.94	-0.94	-0.94	-0.94	-0.94	-0.94	-0.94
Sheridan, WY	PM ₁₀	Moderate	100	0.00	0.00	-0.17	-0.18	-0.18	-0.18	-0.18	-0.18	-0.18	-0.18	-0.18
Shoshone County, ID	PM ₁₀	Moderate	100	0.00	0.00	0.00	0.00	0.00	0.00	0.00	0.00	0.00	0.00	0.00
Somerville, NJ	CO	Maintenance	100	0.00	0.00	-0.13	-0.14	-0.14	-0.14	-0.14	-0.14	-0.14	-0.14	-0.14
South Bend-Elkhart, IN	Ozone	Maintenance	100	0.00	0.04	-3.55	-3.62	-3.62	-3.62	-3.62	-3.62	-3.62	-3.62	-3.62
Southeast Chicago, IL	PM ₁₀	Maintenance	100	0.00	0.02	-1.46	-1.50	-1.49	-1.49	-1.49	-1.49	-1.49	-1.49	-1.49
Spokane County, WA	PM ₁₀	Maintenance	100	0.00	0.03	-2.28	-2.33	-2.33	-2.33	-2.33	-2.33	-2.33	-2.33	-2.33
Spokane, WA	CO	Maintenance	100	0.00	0.03	-2.26	-2.31	-2.30	-2.30	-2.30	-2.30	-2.30	-2.30	-2.30
Springfield (western MA), MA	Ozone	Moderate	50	0.00	0.09	-7.01	-7.16	-7.15	-7.15	-7.15	-7.15	-7.15	-7.15	-7.15
Springfield, MA	CO	Maintenance	100	0.00	0.01	-1.11	-1.13	-1.13	-1.13	-1.13	-1.13	-1.13	-1.13	-1.13
St Louis, MO	CO	Maintenance	100	0.00	0.09	-7.51	-7.67	-7.67	-7.67	-7.67	-7.67	-7.67	-7.67	-7.67
St Louis, MO-IL	Ozone	Moderate	50	0.00	0.29	-23.54	-24.04	-24.03	-24.03	-24.03	-24.03	-24.02	-24.03	-24.02
St. Louis, MO-IL	PM _{2.5}	Nonattainment	100	0.00	0.28	-23.38	-23.88	-23.87	-23.87	-23.87	-23.87	-23.87	-23.87	-23.87
State College, PA	Ozone	Maintenance	100	0.00	0.02	-1.30	-1.33	-1.33	-1.33	-1.33	-1.33	-1.33	-1.33	-1.33
Steamboat Springs, CO	PM ₁₀	Maintenance	100	0.00	0.00	-0.13	-0.14	-0.14	-0.14	-0.14	-0.14	-0.14	-0.14	-0.14
Steubenville & Mingo Junction, OH	SO _x	Maintenance	100	0.00	0.00	-0.35	-0.35	-0.35	-0.35	-0.35	-0.35	-0.35	-0.35	-0.35
Steubenville-Weirton, OH-WV	Ozone	Maintenance	100	0.00	0.02	-1.56	-1.59	-1.59	-1.59	-1.59	-1.59	-1.59	-1.59	-1.59
Steubenville-Weirton, OH-WV	PM _{2.5}	Nonattainment	100	0.00	0.02	-1.56	-1.59	-1.59	-1.59	-1.59	-1.59	-1.59	-1.59	-1.59
Stockton, CA	CO	Maintenance	100	0.00	0.04	-3.41	-3.48	-3.48	-3.48	-3.48	-3.48	-3.48	-3.48	-3.48
Sutter County (Sutter Buttes), CA	Ozone	Former Subpart 1	50	0.00	0.00	0.00	0.00	0.00	0.00	0.00	0.00	0.00	0.00	0.00
Syracuse, NY	CO	Maintenance	100	0.00	0.05	-4.08	-4.17	-4.17	-4.17	-4.17	-4.16	-4.17	-4.16	-4.16
Telluride, CO	PM ₁₀	Maintenance	100	0.00	0.00	-0.01	-0.01	-0.01	-0.01	-0.01	-0.01	-0.01	-0.01	-0.01
Terre Haute, IN	Ozone	Maintenance	100	0.00	0.01	-1.07	-1.09	-1.09	-1.09	-1.09	-1.09	-1.09	-1.09	-1.09

Table D1-19
Emission Changes ^{a/} by Nonattainment Area with Alternative Standards for HD Vehicles
Formaldehyde 2018

Nonattainment Area	Pollutant	Status ^{c/}	General Conformity Threshold ^{d/}	Emissions Changes for Proposed Alternatives (tons/year)										
				Alt. 1	Alt. 2	Alt. 3	Alt. 4	Alt. 6A	Alt. 5	Alt. 6 ^{b/}	Alt. 7	Alt. 6B	Alt. 8	
				No Action	Engine Only	Class 8 Tractors	Engines & Classes 7–8 Tractors	15% below Preferred Alternative Stringency	Engines, Classes 7–8 Tractors, & Classes 2b–3	Engines, Tractors, & Classes 2b–8	Engines, Tractors, & Trailers	20% above Preferred Alternative Stringency	Accelerated Hybrid Adoption	
Tioga County, PA	Ozone	Maintenance	100	0.00	0.01	-0.45	-0.46	-0.46	-0.46	-0.46	-0.46	-0.46	-0.46	-0.46
Toledo, OH	Ozone	Maintenance	100	0.00	0.05	-4.37	-4.46	-4.46	-4.46	-4.46	-4.46	-4.46	-4.46	-4.46
Toms River, NJ	CO	Maintenance	100	0.00	0.01	-0.74	-0.76	-0.76	-0.76	-0.76	-0.76	-0.76	-0.76	-0.76
Tooele County, UT	SO _x	Nonattainment	100	0.00	0.01	-0.78	-0.79	-0.79	-0.79	-0.79	-0.79	-0.79	-0.79	-0.79
Trenton, NJ	CO	Maintenance	100	0.00	0.01	-0.69	-0.70	-0.70	-0.70	-0.70	-0.70	-0.70	-0.70	-0.70
Trona, CA	PM ₁₀	Moderate	100	0.00	0.00	-0.02	-0.02	-0.02	-0.02	-0.02	-0.02	-0.02	-0.02	-0.02
Tucson, AZ	CO	Maintenance	100	0.00	0.09	-7.55	-7.70	-7.70	-7.70	-7.70	-7.70	-7.70	-7.70	-7.70
Utah County, UT	PM ₁₀	Moderate	100	0.00	0.04	-3.68	-3.76	-3.76	-3.76	-3.76	-3.76	-3.76	-3.76	-3.76
Vancouver, WA	CO	Maintenance	100	0.00	0.03	-2.32	-2.37	-2.37	-2.37	-2.37	-2.37	-2.37	-2.37	-2.37
Ventura County, CA	Ozone	Serious	50	0.00	0.08	-6.22	-6.36	-6.35	-6.35	-6.35	-6.35	-6.35	-6.35	-6.35
Vermillion County, IN	PM ₁₀	Maintenance	100	0.00	0.00	-0.06	-0.06	-0.06	-0.06	-0.06	-0.06	-0.06	-0.06	-0.06
Vigo County, IN	SO _x	Maintenance	100	0.00	0.01	-1.07	-1.09	-1.09	-1.09	-1.09	-1.09	-1.09	-1.09	-1.09
Wallula, WA	PM ₁₀	Maintenance	100	0.00	0.00	0.00	0.00	0.00	0.00	0.00	0.00	0.00	0.00	0.00
Waltham, MA	CO	Maintenance	100	0.00	0.01	-0.44	-0.45	-0.45	-0.45	-0.45	-0.45	-0.45	-0.45	-0.45
Warren County, NJ	SO _x	Maintenance	100	0.00	0.00	-0.28	-0.28	-0.28	-0.28	-0.28	-0.28	-0.28	-0.28	-0.28
Warren County, PA	SO _x	Nonattainment	100	0.00	0.00	-0.12	-0.12	-0.12	-0.12	-0.12	-0.12	-0.12	-0.12	-0.12
Washington County (Hagerstown), MD	Ozone	Former Subpart 1	50	0.00	0.02	-1.67	-1.71	-1.71	-1.71	-1.71	-1.71	-1.71	-1.71	-1.71
Washington, DC-MD-VA	CO	Maintenance	100	0.00	1.14	-93.68	-95.65	-95.61	-95.61	-95.61	-95.61	-95.61	-95.61	-95.61
Washington, DC-MD-VA	Ozone	Moderate	50	0.00	1.14	-93.68	-95.65	-95.61	-95.61	-95.61	-95.61	-95.61	-95.61	-95.61
Washington, DC-MD-VA	PM _{2.5}	Nonattainment	100	0.00	1.14	-93.68	-95.65	-95.61	-95.61	-95.61	-95.61	-95.61	-95.61	-95.61
Washoe County, NV	PM ₁₀	Serious	70	0.00	0.02	-1.91	-1.95	-1.95	-1.95	-1.95	-1.95	-1.95	-1.95	-1.95
Waterford Township (Washington County), OH	SO _x	Maintenance	100	0.00	0.00	-0.03	-0.03	-0.03	-0.03	-0.03	-0.03	-0.03	-0.03	-0.03
Wayne County, IN	SO _x	Maintenance	100	0.00	0.01	-0.59	-0.60	-0.60	-0.60	-0.60	-0.60	-0.60	-0.60	-0.60
Wayne County, MI	PM ₁₀	Maintenance	100	0.00	0.01	-0.55	-0.56	-0.56	-0.56	-0.56	-0.56	-0.56	-0.56	-0.56
Weirton, WV	PM ₁₀	Maintenance	100	0.00	0.00	-0.19	-0.19	-0.19	-0.19	-0.19	-0.19	-0.19	-0.19	-0.19
Weirton, WV	SO _x	Maintenance	100	0.00	0.00	-0.19	-0.19	-0.19	-0.19	-0.19	-0.19	-0.19	-0.19	-0.19
Wheeling, WV-OH	Ozone	Maintenance	100	0.00	0.03	-2.44	-2.49	-2.49	-2.49	-2.49	-2.49	-2.49	-2.49	-2.49
Wheeling, WV-OH	PM _{2.5}	Nonattainment	100	0.00	0.03	-2.44	-2.49	-2.49	-2.49	-2.49	-2.49	-2.49	-2.49	-2.49
Winston-Salem, NC	CO	Maintenance	100	0.00	0.04	-3.20	-3.27	-3.26	-3.26	-3.26	-3.26	-3.26	-3.26	-3.26
Worcester, MA	CO	Maintenance	100	0.00	0.02	-1.65	-1.69	-1.69	-1.69	-1.69	-1.69	-1.69	-1.69	-1.69
Yakima County, WA	PM ₁₀	Maintenance	100	0.00	0.01	-0.72	-0.74	-0.74	-0.74	-0.74	-0.74	-0.74	-0.74	-0.74
Yakima, WA	CO	Maintenance	100	0.00	0.00	-0.28	-0.29	-0.29	-0.29	-0.29	-0.29	-0.29	-0.29	-0.29
York, PA	Ozone	Maintenance	100	0.00	0.07	-6.10	-6.22	-6.22	-6.22	-6.22	-6.22	-6.22	-6.22	-6.22
York, PA	PM _{2.5}	Nonattainment	100	0.00	0.07	-6.10	-6.22	-6.22	-6.22	-6.22	-6.22	-6.22	-6.22	-6.22
Youngstown-Warren-Sharon, OH-PA	Ozone	Maintenance	100	0.00	0.06	-5.16	-5.27	-5.27	-5.27	-5.27	-5.26	-5.27	-5.27	-5.26
Yuma, AZ	PM ₁₀	Moderate	100	0.00	0.02	-1.39	-1.42	-1.42	-1.42	-1.42	-1.42	-1.42	-1.42	-1.42

^{a/} Negative emissions changes indicate reductions; positive emissions changes are increases. Values of less than 0.005 tons/year are rounded to zero.

^{b/} Preferred Alternative

^{c/} Pollutants for which the area is designated nonattainment or maintenance as of 2010. Source: 40 CFR 81.

^{d/} Emissions thresholds in tons/year of: CO in CO maintenance and nonattainment areas; VOC or NO_x in ozone maintenance and nonattainment areas; primary PM_{2.5} in PM_{2.5} maintenance and nonattainment areas; primary PM₁₀ in PM₁₀ maintenance and nonattainment areas; and SO₂ in SO₂ maintenance and nonattainment areas. Source: 40 CFR § 93.153. These thresholds are provided for information only; a general conformity determination is not required for the proposed actions. (See section 3.3.1.)

Source: EPA (U.S. Environmental Protection Agency). 2010. The Green Book Nonattainment Areas. Washington, District of Columbia. Last Revised: June 16, 2010. U.S. Environmental Protection Agency. Available: <http://www.epa.gov/oaqps001/greenbk/>. Accessed: August 6, 2010.

Table D1-20 Emission Changes <u>a/</u> by Nonattainment Area with Alternative Standards for HD Vehicles Formaldehyde 2030														
Nonattainment Area	Pollutant	Status <u>c/</u>	General Conformity Threshold <u>d/</u>	Emissions Changes for Proposed Alternatives (tons/year)										
				Alt. 1	Alt. 2	Alt. 3	Alt. 4	Alt. 6A	Alt. 5	Alt. 6 <u>b/</u>	Alt. 7	Alt. 6B	Alt. 8	
				No Action	Engine Only	Class 8 Tractors	Engines & Classes 7-8 Tractors	15% below Preferred Alternative Stringency	Engines, Classes 7-8 Tractors, & Classes 2b-3	Engines, Tractors, & Classes 2b-8	Engines, Tractors, & Truck, & Trailers	20% above Preferred Alternative Stringency	Accelerated Hybrid Adoption	
Addison Township (Gallia County), OH	SO _x	Maintenance	100	0.00	0.00	-0.05	-0.05	-0.05	-0.05	-0.05	-0.05	-0.05	-0.05	-0.05
Ajo (Pima County), AZ	PM ₁₀	Moderate	100	0.00	0.00	-0.11	-0.11	-0.11	-0.11	-0.11	-0.11	-0.11	-0.11	-0.11
Ajo (Pima County), AZ	SO _x	Maintenance	100	0.00	0.00	-0.11	-0.11	-0.11	-0.11	-0.11	-0.11	-0.11	-0.11	-0.11
Albany-Schenectady-Troy, NY	Ozone	Former Subpart 1	50	0.00	0.18	-13.48	-13.75	-13.75	-13.75	-13.75	-13.75	-13.75	-13.75	-13.75
Albuquerque, NM	CO	Maintenance	100	0.00	0.14	-10.73	-10.95	-10.95	-10.95	-10.95	-10.95	-10.95	-10.95	-10.95
Allegan County, MI	Ozone	Former Subpart 1	50	0.00	0.06	-4.26	-4.35	-4.35	-4.35	-4.35	-4.35	-4.35	-4.35	-4.35
Allentown-Bethlehem-Easton, PA	Ozone	Maintenance	100	0.00	0.15	-11.20	-11.42	-11.42	-11.42	-11.42	-11.42	-11.42	-11.42	-11.42
Altoona, PA	Ozone	Maintenance	100	0.00	0.02	-1.82	-1.86	-1.86	-1.86	-1.86	-1.86	-1.86	-1.86	-1.86
Amador and Calveras Counties (Central Mountain), CA	Ozone	Former Subpart 1	50	0.00	0.03	-2.14	-2.19	-2.19	-2.19	-2.19	-2.19	-2.19	-2.19	-2.19
Anchorage, AK	CO	Maintenance	100	0.00	0.02	-1.48	-1.51	-1.51	-1.51	-1.51	-1.51	-1.51	-1.51	-1.51
Anthony, NM	PM ₁₀	Moderate	100	0.00	0.00	-0.14	-0.15	-0.15	-0.15	-0.15	-0.15	-0.15	-0.15	-0.15
Armstrong County, PA	SO _x	Nonattainment	100	0.00	0.00	-0.08	-0.08	-0.08	-0.08	-0.08	-0.08	-0.08	-0.08	-0.08
Aspen, CO	PM ₁₀	Maintenance	100	0.00	0.00	-0.15	-0.15	-0.15	-0.15	-0.15	-0.15	-0.15	-0.15	-0.15
Atlanta, GA	Ozone	Moderate	50	0.00	3.58	-275.94	-281.53	-281.51	-281.51	-281.51	-281.53	-281.49	-281.53	-281.49
Atlanta, GA	PM _{2.5}	Nonattainment	100	0.00	3.58	-275.94	-281.53	-281.51	-281.51	-281.51	-281.53	-281.49	-281.53	-281.49
Atlantic City, NJ	CO	Maintenance	100	0.00	0.00	-0.28	-0.29	-0.29	-0.29	-0.29	-0.29	-0.29	-0.29	-0.29
Bakersfield, CA	CO	Maintenance	100	0.00	0.07	-7.53	-7.70	-7.70	-7.70	-7.70	-7.71	-7.71	-7.72	-7.73
Baltimore, MD	CO	Maintenance	100	0.00	0.74	-56.69	-57.84	-57.83	-57.83	-57.83	-57.84	-57.83	-57.84	-57.83
Baltimore, MD	Ozone	Moderate	50	0.00	0.74	-56.69	-57.84	-57.83	-57.83	-57.83	-57.84	-57.83	-57.84	-57.83
Baltimore, MD	PM _{2.5}	Nonattainment	100	0.00	0.74	-56.69	-57.84	-57.83	-57.83	-57.83	-57.84	-57.83	-57.84	-57.83
Baton Rouge, LA	Ozone	Moderate	50	0.00	-0.38	-15.16	-15.78	-15.78	-15.78	-15.83	-15.92	-15.97	-16.11	-16.49
Beaumont-Port Arthur, TX	Ozone	Moderate	50	0.00	-1.76	-11.37	-12.64	-12.64	-12.64	-12.80	-13.11	-13.27	-13.74	-14.98
Benton County, TN	SO _x	Maintenance	100	0.00	0.00	-0.07	-0.07	-0.07	-0.07	-0.07	-0.07	-0.07	-0.07	-0.07
Benton Harbor, MI	Ozone	Maintenance	100	0.00	0.06	-4.96	-5.06	-5.06	-5.06	-5.06	-5.06	-5.06	-5.06	-5.06
Benzie County, MI	Ozone	Maintenance	100	0.00	0.01	-0.68	-0.70	-0.70	-0.70	-0.70	-0.70	-0.70	-0.70	-0.70
Berkeley and Jefferson Counties, WV	Ozone	Maintenance	100	0.00	0.06	-4.35	-4.44	-4.44	-4.44	-4.44	-4.44	-4.44	-4.44	-4.44
Billings, MT	CO	Maintenance	100	0.00	0.02	-1.48	-1.51	-1.51	-1.51	-1.51	-1.51	-1.51	-1.51	-1.51
Birmingham, AL	Ozone	Maintenance	100	0.00	0.43	-33.33	-34.00	-34.00	-34.00	-34.00	-34.00	-34.00	-34.00	-34.00
Birmingham, AL	PM _{2.5}	Nonattainment	100	0.00	0.43	-33.33	-34.00	-34.00	-34.00	-34.00	-34.00	-34.00	-34.00	-34.00
Boise-Northern Ada County, ID	CO	Maintenance	100	0.00	0.16	-12.42	-12.67	-12.67	-12.67	-12.67	-12.67	-12.67	-12.67	-12.67
Boise-Northern Ada County, ID	PM ₁₀	Maintenance	100	0.00	0.16	-12.42	-12.67	-12.67	-12.67	-12.67	-12.67	-12.67	-12.67	-12.67
Bonner County (Sandpoint), ID	PM ₁₀	Moderate	100	0.00	0.00	-0.33	-0.33	-0.33	-0.33	-0.33	-0.33	-0.33	-0.33	-0.33
Boston, MA	CO	Maintenance	100	0.00	0.16	-12.13	-12.38	-12.38	-12.38	-12.38	-12.38	-12.38	-12.38	-12.38
Boston-Lawrence-Worcester (eastern MA), MA	Ozone	Moderate	50	0.00	1.03	-79.44	-81.06	-81.05	-81.05	-81.05	-81.06	-81.04	-81.06	-81.04
Boston-Manchester-Portsmouth (southeast NH), NH	Ozone	Moderate	50	0.00	0.16	-12.56	-12.81	-12.81	-12.81	-12.81	-12.81	-12.81	-12.81	-12.81
Boyd County (part), KY	SO _x	Maintenance	100	0.00	0.00	-0.22	-0.22	-0.22	-0.22	-0.22	-0.23	-0.23	-0.23	-0.23
Buffalo-Niagara Falls, NY	Ozone	Former Subpart 1	50	0.00	0.17	-12.88	-13.14	-13.14	-13.14	-13.14	-13.14	-13.14	-13.14	-13.14
Burlington, NJ	CO	Maintenance	100	0.00	0.00	-0.14	-0.14	-0.14	-0.14	-0.14	-0.14	-0.14	-0.14	-0.14
Butte, MT	PM ₁₀	Moderate	100	0.00	0.01	-0.50	-0.51	-0.51	-0.51	-0.51	-0.51	-0.51	-0.51	-0.51
Canon City, CO	PM ₁₀	Maintenance	100	0.00	0.00	-0.38	-0.39	-0.39	-0.39	-0.39	-0.39	-0.39	-0.39	-0.39
Canton-Massillon, OH	Ozone	Maintenance	100	0.00	0.15	-11.89	-12.13	-12.13	-12.13	-12.13	-12.13	-12.13	-12.13	-12.13
Canton-Massillon, OH	PM _{2.5}	Nonattainment	100	0.00	0.15	-11.89	-12.13	-12.13	-12.13	-12.13	-12.13	-12.13	-12.13	-12.13
Case County, MI	Ozone	Maintenance	100	0.00	0.02	-1.23	-1.25	-1.25	-1.25	-1.25	-1.25	-1.25	-1.25	-1.25

Table D1-20 Emission Changes <u>a</u> / by Nonattainment Area with Alternative Standards for HD Vehicles Formaldehyde 2030														
Nonattainment Area	Pollutant	Status <u>c</u> /	General Conformity Threshold <u>d</u> /	Emissions Changes for Proposed Alternatives (tons/year)										
				Alt. 1	Alt. 2	Alt. 3	Alt. 4	Alt. 6A	Alt. 5	Alt. 6 <u>b</u> /	Alt. 7	Alt. 6B	Alt. 8	
				No Action	Engine Only	Class 8 Tractors	Engines & Classes 7-8 Tractors	15% below Preferred Alternative Stringency	Engines, Classes 7-8 Tractors, & Classes 2b-3	Engines, Tractors, & Classes 2b-8	Engines, Tractors, & Truckers, & Trailers	20% above Preferred Alternative Stringency	Accelerated Hybrid Adoption	
Center Township (Morgan County), OH	SO _x	Maintenance	100	0.00	0.00	-0.02	-0.02	-0.02	-0.02	-0.02	-0.02	-0.02	-0.02	-0.02
Central Steptoe Valley (White Pine County), NV	SO _x	Maintenance	100	0.00	0.00	-0.05	-0.05	-0.05	-0.05	-0.05	-0.05	-0.05	-0.05	-0.05
Charleston, WV	Ozone	Maintenance	100	0.00	0.18	-13.69	-13.97	-13.97	-13.97	-13.97	-13.97	-13.97	-13.97	-13.97
Charleston, WV	PM _{2.5}	Nonattainment	100	0.00	0.18	-13.69	-13.97	-13.97	-13.97	-13.97	-13.97	-13.97	-13.97	-13.97
Charlotte, NC	CO	Maintenance	100	0.00	0.20	-15.18	-15.49	-15.49	-15.49	-15.49	-15.49	-15.49	-15.49	-15.49
Charlotte-Gastonia-Rock Hill, NC-SC	Ozone	Moderate	50	0.00	0.45	-34.78	-35.49	-35.48	-35.48	-35.48	-35.48	-35.48	-35.48	-35.48
Chattanooga, TN-GA-AL	PM _{2.5}	Nonattainment	100	0.00	0.15	-11.91	-12.15	-12.15	-12.15	-12.15	-12.15	-12.15	-12.15	-12.15
Chattanooga, TN-GA	Ozone	Former Subpart 1	50	0.00	0.14	-11.14	-11.37	-11.36	-11.36	-11.36	-11.36	-11.36	-11.36	-11.36
Chicago-Gary-Lake County, IL-IN	Ozone	Moderate	50	0.00	4.65	-359.70	-367.01	-366.98	-366.98	-366.98	-367.01	-366.96	-367.02	-366.97
Chicago-Gary-Lake County, IL-IN	PM _{2.5}	Nonattainment	100	0.00	4.65	-359.70	-367.01	-366.98	-366.98	-366.98	-367.01	-366.96	-367.02	-366.97
Chico, CA	CO	Maintenance	100	0.00	0.06	-4.74	-4.83	-4.83	-4.83	-4.83	-4.83	-4.83	-4.83	-4.83
Chico, CA	Ozone	Former Subpart 1	50	0.00	0.06	-4.74	-4.83	-4.83	-4.83	-4.83	-4.83	-4.83	-4.83	-4.83
Cincinnati-Hamilton, OH-KY-IN	Ozone	Former Subpart 1	50	0.00	1.11	-85.15	-86.88	-86.87	-86.87	-86.87	-86.88	-86.87	-86.88	-86.87
Cincinnati-Hamilton, OH-KY-IN	PM _{2.5}	Nonattainment	100	0.00	1.11	-85.15	-86.88	-86.87	-86.87	-86.87	-86.88	-86.87	-86.88	-86.87
Clairton & 4 Boroughs, PA	PM ₁₀	Maintenance	100	0.00	0.00	-0.17	-0.17	-0.17	-0.17	-0.17	-0.17	-0.17	-0.17	-0.17
Clark County, NV	PM ₁₀	Serious	70	0.00	0.05	-3.99	-4.07	-4.07	-4.07	-4.07	-4.07	-4.07	-4.07	-4.07
Clarksville-Hopkinsville, TN-KY	Ozone	Maintenance	100	0.00	0.09	-6.98	-7.12	-7.12	-7.12	-7.12	-7.12	-7.12	-7.12	-7.12
Clearfield and Indiana Counties, PA	Ozone	Maintenance	100	0.00	0.08	-6.18	-6.30	-6.30	-6.30	-6.30	-6.30	-6.30	-6.30	-6.30
Cleveland, OH	CO	Maintenance	100	0.00	0.23	-17.85	-18.21	-18.21	-18.21	-18.21	-18.21	-18.21	-18.21	-18.21
Cleveland-Akron-Lorain, OH	Ozone	Maintenance	100	0.00	1.46	-112.69	-114.98	-114.97	-114.97	-114.97	-114.98	-114.96	-114.98	-114.96
Cleveland-Akron-Lorain, OH	PM _{2.5}	Nonattainment	100	0.00	1.46	-112.69	-114.98	-114.97	-114.97	-114.97	-114.98	-114.96	-114.98	-114.96
Coachella Valley, CA	PM ₁₀	Serious	70	0.00	0.09	-7.13	-7.27	-7.27	-7.27	-7.27	-7.27	-7.27	-7.27	-7.27
Colbert County, AL	SO _x	Maintenance	100	0.00	0.02	-1.17	-1.19	-1.19	-1.19	-1.19	-1.19	-1.19	-1.19	-1.19
Colorado Springs, CO	CO	Maintenance	100	0.00	0.11	-8.41	-8.58	-8.58	-8.58	-8.58	-8.58	-8.58	-8.58	-8.58
Columbia Falls, MT	PM ₁₀	Moderate	100	0.00	0.00	-0.11	-0.12	-0.12	-0.12	-0.12	-0.12	-0.12	-0.12	-0.12
Columbia, SC	Ozone	Former Subpart 1	50	0.00	0.20	-15.46	-15.78	-15.77	-15.77	-15.77	-15.78	-15.77	-15.78	-15.77
Columbus, OH	Ozone	Maintenance	100	0.00	1.01	-77.85	-79.43	-79.42	-79.42	-79.42	-79.43	-79.42	-79.43	-79.42
Columbus, OH	PM _{2.5}	Nonattainment	100	0.00	1.01	-77.85	-79.43	-79.42	-79.42	-79.42	-79.43	-79.42	-79.43	-79.42
Conewango Township (Warren County), PA	SO _x	Maintenance	100	0.00	0.00	-0.07	-0.07	-0.07	-0.07	-0.07	-0.07	-0.07	-0.07	-0.07
Coso Junction, CA	PM ₁₀	Moderate	100	0.00	0.00	-0.01	-0.01	-0.01	-0.01	-0.01	-0.01	-0.01	-0.01	-0.01
Cuyahoga County, OH	PM ₁₀	Maintenance	100	0.00	0.42	-32.51	-33.17	-33.17	-33.17	-33.17	-33.17	-33.17	-33.17	-33.17
Cuyahoga County, OH	SO _x	Maintenance	100	0.00	0.42	-32.51	-33.17	-33.17	-33.17	-33.17	-33.17	-33.17	-33.17	-33.17
Dallas-Fort Worth, TX	Ozone	Moderate	50	0.00	1.10	-85.01	-86.73	-86.72	-86.72	-86.72	-86.73	-86.72	-86.73	-86.72
Dayton-Springfield, OH	Ozone	Maintenance	100	0.00	0.45	-34.82	-35.53	-35.52	-35.52	-35.52	-35.53	-35.52	-35.53	-35.52
Dayton-Springfield, OH	PM _{2.5}	Nonattainment	100	0.00	0.45	-34.82	-35.53	-35.52	-35.52	-35.52	-35.53	-35.52	-35.53	-35.52
Denver Metro, CO	PM ₁₀	Maintenance	100	0.00	0.52	-40.24	-41.06	-41.05	-41.05	-41.05	-41.05	-41.05	-41.05	-41.05
Denver-Boulder, CO	CO	Maintenance	100	0.00	0.50	-38.27	-39.05	-39.04	-39.04	-39.04	-39.05	-39.04	-39.05	-39.04
Denver-Boulder-Greeley-Fort Collins-Loveland, CO	Ozone	Former Subpart 1	50	0.00	0.66	-50.86	-51.89	-51.88	-51.88	-51.88	-51.89	-51.88	-51.89	-51.88
Detroit, MI	CO	Maintenance	100	0.00	0.58	-44.89	-45.80	-45.80	-45.80	-45.80	-45.79	-45.80	-45.79	-45.79
Detroit-Ann Arbor, MI	Ozone	Maintenance	100	0.00	3.50	-269.76	-275.24	-275.21	-275.21	-275.21	-275.23	-275.19	-275.23	-275.19
Detroit-Ann Arbor, MI	PM _{2.5}	Nonattainment	100	0.00	3.50	-269.76	-275.24	-275.21	-275.21	-275.21	-275.23	-275.19	-275.23	-275.19
Door County, WI	Ozone	Former Subpart 1	50	0.00	0.01	-0.98	-0.99	-0.99	-0.99	-0.99	-0.99	-0.99	-0.99	-0.99
Douglas (Cochise County), AZ	PM ₁₀	Moderate	100	0.00	0.02	-1.41	-1.44	-1.44	-1.44	-1.44	-1.44	-1.44	-1.44	-1.44

Table D1-20 Emission Changes <u>a/</u> by Nonattainment Area with Alternative Standards for HD Vehicles Formaldehyde 2030														
Nonattainment Area	Pollutant	Status <u>c/</u>	General Conformity Threshold <u>d/</u>	Emissions Changes for Proposed Alternatives (tons/year)										
				Alt. 1	Alt. 2	Alt. 3	Alt. 4	Alt. 6A	Alt. 5	Alt. 6 <u>b/</u>	Alt. 7	Alt. 6B	Alt. 8	
				No Action	Engine Only	Class 8 Tractors	Engines & Classes 7-8 Tractors	15% below Preferred Alternative Stringency	Engines, Classes 7-8 Tractors, & Classes 2b-3	Engines, Tractors, & Classes 2b-8	Engines, Tractors, & Truckers, & Trailers	20% above Preferred Alternative Stringency	Accelerated Hybrid Adoption	
Douglas (Cochise County), AZ	SO _x	Maintenance	100	0.00	0.02	-1.41	-1.44	-1.44	-1.44	-1.44	-1.44	-1.44	-1.44	-1.44
Duluth, MN	CO	Maintenance	100	0.00	0.02	-1.70	-1.74	-1.74	-1.74	-1.74	-1.74	-1.74	-1.74	-1.74
Eagle River, AK	PM ₁₀	Moderate	100	0.00	0.00	-0.09	-0.09	-0.09	-0.09	-0.09	-0.09	-0.09	-0.09	-0.09
East Chicago, IN	CO	Maintenance	100	0.00	0.05	-4.15	-4.23	-4.23	-4.23	-4.23	-4.23	-4.23	-4.23	-4.23
East Chicago, IN	PM ₁₀	Maintenance	100	0.00	0.05	-4.15	-4.23	-4.23	-4.23	-4.23	-4.23	-4.23	-4.23	-4.23
East Helena Area (Lewis and Clark County), MT	SO _x	Nonattainment	100	0.00	0.00	-0.02	-0.02	-0.02	-0.02	-0.02	-0.02	-0.02	-0.02	-0.02
El Paso County, TX	PM ₁₀	Moderate	100	0.00	0.06	-4.61	-4.70	-4.70	-4.70	-4.70	-4.70	-4.70	-4.70	-4.70
El Paso, TX	CO	Maintenance	100	0.00	0.00	-0.29	-0.30	-0.30	-0.30	-0.30	-0.30	-0.30	-0.30	-0.30
Erie, PA	Ozone	Maintenance	100	0.00	0.07	-5.47	-5.59	-5.58	-5.58	-5.58	-5.59	-5.58	-5.59	-5.58
Essex County (Whiteface Mountain), NY	Ozone	Former Subpart 1	50	0.00	0.00	-0.03	-0.03	-0.03	-0.03	-0.03	-0.03	-0.03	-0.03	-0.03
Eugene-Springfield, OR	CO	Maintenance	100	0.00	0.10	-7.65	-7.80	-7.80	-7.80	-7.80	-7.80	-7.80	-7.80	-7.80
Eugene-Springfield, OR	PM ₁₀	Moderate	100	0.00	0.10	-7.65	-7.80	-7.80	-7.80	-7.80	-7.80	-7.80	-7.80	-7.80
Evansville, IN	Ozone	Maintenance	100	0.00	0.20	-15.01	-15.32	-15.32	-15.32	-15.32	-15.32	-15.31	-15.32	-15.31
Evansville, IN	PM _{2.5}	Nonattainment	100	0.00	0.20	-15.01	-15.32	-15.32	-15.32	-15.32	-15.32	-15.31	-15.32	-15.31
Fairbanks, AK	CO	Maintenance	100	0.00	0.00	-0.32	-0.33	-0.33	-0.33	-0.33	-0.33	-0.33	-0.33	-0.33
Fayetteville, NC	Ozone	Former Subpart 1	50	0.00	0.07	-5.50	-5.61	-5.61	-5.61	-5.61	-5.61	-5.61	-5.61	-5.61
Flathead County; Whitefish and vicinity, MT	PM ₁₀	Moderate	100	0.00	0.00	-0.15	-0.15	-0.15	-0.15	-0.15	-0.15	-0.15	-0.15	-0.15
Flint, MI	Ozone	Maintenance	100	0.00	0.19	-14.62	-14.92	-14.91	-14.92	-14.92	-14.92	-14.91	-14.92	-14.91
Follansbee, WV	PM ₁₀	Maintenance	100	0.00	0.00	-0.01	-0.01	-0.01	-0.01	-0.01	-0.01	-0.01	-0.01	-0.01
Fort Collins, CO	CO	Maintenance	100	0.00	0.04	-2.84	-2.90	-2.90	-2.90	-2.90	-2.90	-2.90	-2.90	-2.90
Fort Hall Reservation, ID	PM ₁₀	Moderate	100	0.00	0.00	-0.01	-0.01	-0.01	-0.01	-0.01	-0.01	-0.01	-0.01	-0.01
Fort Wayne, IN	Ozone	Maintenance	100	0.00	0.11	-8.77	-8.95	-8.95	-8.95	-8.95	-8.95	-8.95	-8.95	-8.95
Franklin County, PA	Ozone	Maintenance	100	0.00	0.06	-4.26	-4.35	-4.35	-4.35	-4.35	-4.35	-4.35	-4.35	-4.35
Franklin Township (Coshocton County), OH	SO _x	Maintenance	100	0.00	0.00	-0.02	-0.02	-0.02	-0.02	-0.02	-0.02	-0.02	-0.02	-0.02
Frederick County, VA	Ozone	Former Subpart 1	50	0.00	0.04	-2.83	-2.89	-2.89	-2.89	-2.89	-2.89	-2.89	-2.89	-2.89
Fredericksburg, VA	Ozone	Maintenance	100	0.00	0.07	-5.45	-5.56	-5.56	-5.56	-5.56	-5.56	-5.56	-5.56	-5.56
Freehold, NJ	CO	Maintenance	100	0.00	0.00	-0.12	-0.12	-0.12	-0.12	-0.12	-0.12	-0.12	-0.12	-0.12
Fresno, CA	CO	Maintenance	100	0.00	0.12	-9.19	-9.37	-9.37	-9.37	-9.37	-9.37	-9.37	-9.37	-9.37
Grand Rapids, MI	Ozone	Maintenance	100	0.00	0.31	-23.50	-23.97	-23.97	-23.97	-23.97	-23.97	-23.97	-23.97	-23.97
Granite City, Nameoki Townships, IL	PM ₁₀	Maintenance	100	0.00	0.01	-0.99	-1.01	-1.01	-1.01	-1.01	-1.01	-1.01	-1.01	-1.01
Grant County, NM	SO _x	Maintenance	100	0.00	0.00	-0.05	-0.06	-0.06	-0.06	-0.06	-0.06	-0.06	-0.06	-0.06
Grants Pass, OR	CO	Maintenance	100	0.00	0.01	-0.61	-0.62	-0.62	-0.62	-0.62	-0.62	-0.62	-0.62	-0.62
Grants Pass, OR	PM ₁₀	Maintenance	100	0.00	0.01	-0.61	-0.62	-0.62	-0.62	-0.62	-0.62	-0.62	-0.62	-0.62
Great Falls, MT	CO	Maintenance	100	0.00	0.01	-0.39	-0.40	-0.40	-0.40	-0.40	-0.40	-0.40	-0.40	-0.40
Greater Connecticut, CT	Ozone	Moderate	50	0.00	0.20	-15.76	-16.08	-16.08	-16.08	-16.08	-16.08	-16.08	-16.08	-16.08
Greeley, CO	CO	Maintenance	100	0.00	0.03	-2.34	-2.39	-2.39	-2.39	-2.39	-2.39	-2.39	-2.39	-2.39
Green Bay, WI	SO _x	Maintenance	100	0.00	0.03	-2.53	-2.58	-2.58	-2.58	-2.58	-2.58	-2.58	-2.58	-2.58
Greene County, IN	Ozone	Maintenance	100	0.00	0.02	-1.17	-1.20	-1.20	-1.20	-1.20	-1.20	-1.20	-1.20	-1.20
Greene County, PA	Ozone	Maintenance	100	0.00	0.01	-0.77	-0.79	-0.79	-0.79	-0.79	-0.79	-0.79	-0.79	-0.79
Greensboro-Winston Salem-High Point, NC	Ozone	Marginal	50	0.00	0.62	-47.76	-48.73	-48.72	-48.72	-48.73	-48.72	-48.73	-48.72	-48.72
Greensboro-Winston salem-High Point, NC	PM _{2.5}	Nonattainment	100	0.00	0.62	-47.76	-48.73	-48.72	-48.72	-48.73	-48.72	-48.73	-48.72	-48.72
Greenville-Spartanburg-Anderson, SC	Ozone	Former Subpart 1	50	0.00	0.27	-20.98	-21.40	-21.40	-21.40	-21.40	-21.40	-21.40	-21.40	-21.40
Groveland Township (Tazewell County), IL	SO _x	Maintenance	100	0.00	0.01	-0.56	-0.57	-0.57	-0.57	-0.57	-0.57	-0.57	-0.57	-0.57

Table D1-20 Emission Changes <u>a/</u> by Nonattainment Area with Alternative Standards for HD Vehicles Formaldehyde 2030														
Nonattainment Area	Pollutant	Status <u>c/</u>	General Conformity Threshold <u>d/</u>	Emissions Changes for Proposed Alternatives (tons/year)										
				Alt. 1	Alt. 2	Alt. 3	Alt. 4	Alt. 6A	Alt. 5	Alt. 6 <u>b/</u>	Alt. 7	Alt. 6B	Alt. 8	
				No Action	Engine Only	Class 8 Tractors	Engines & Classes 7-8 Tractors	15% below Preferred Alternative Stringency	Engines, Classes 7-8 Tractors, & Classes 2b-3	Engines, Tractors, & Classes 2b-8	Engines, Tractors, & Trucks, & Trailers	20% above Preferred Alternative Stringency	Accelerated Hybrid Adoption	
Hancock-Knox-Lincoln-Waldo Counties, ME	Ozone	Maintenance	100	0.00	0.03	-2.41	-2.45	-2.45	-2.45	-2.45	-2.45	-2.45	-2.45	-2.45
Harrisburg-Lebanon-Carlisle, PA	Ozone	Maintenance	100	0.00	0.59	-45.08	-46.00	-46.00	-46.00	-46.00	-46.00	-45.99	-46.00	-45.99
Harrisburg-Lebanon-Carlisle, PA	PM _{2.5}	Nonattainment	100	0.00	0.59	-45.08	-46.00	-46.00	-46.00	-46.00	-46.00	-45.99	-46.00	-45.99
Hartford-New Britain-Middletown, CT	CO	Maintenance	100	0.00	0.14	-10.87	-11.09	-11.09	-11.09	-11.09	-11.09	-11.09	-11.09	-11.09
Hayden (Pinal County), AZ	SO _x	Nonattainment	100	0.00	0.00	-0.18	-0.19	-0.19	-0.19	-0.19	-0.19	-0.19	-0.19	-0.19
Hayden/Miami, AZ	PM ₁₀	Moderate	100	0.00	0.01	-0.64	-0.66	-0.66	-0.66	-0.66	-0.66	-0.66	-0.66	-0.66
Haywood and Swain Counties (Great Smoky Mountain NP), NC	Ozone	Maintenance	100	0.00	0.00	-0.13	-0.13	-0.13	-0.13	-0.13	-0.13	-0.13	-0.13	-0.13
Hazelwood, PA	SO _x	Maintenance	100	0.00	0.01	-0.50	-0.51	-0.51	-0.51	-0.51	-0.51	-0.51	-0.51	-0.51
Hickory, NC	PM _{2.5}	Nonattainment	100	0.00	0.04	-3.22	-3.29	-3.29	-3.29	-3.29	-3.29	-3.29	-3.29	-3.29
Hickory-Morgantown-Lenoir, NC	Ozone	Former Subpart 1	50	0.00	0.07	-5.74	-5.86	-5.86	-5.86	-5.86	-5.86	-5.86	-5.86	-5.86
Hollis Township, IL	SO _x	Maintenance	100	0.00	0.00	-0.06	-0.06	-0.06	-0.06	-0.06	-0.06	-0.06	-0.06	-0.06
Houston-Galveston-Brazoria, TX	Ozone	Severe	25	0.00	-2.40	-85.58	-89.25	-89.24	-89.53	-90.11	-90.38	-91.26	-93.55	-93.55
Humphreys County, TN	SO _x	Maintenance	100	0.00	0.00	-0.20	-0.20	-0.20	-0.20	-0.20	-0.20	-0.20	-0.20	-0.20
Huntington-Ashland, WV-KY-OH	PM _{2.5}	Nonattainment	100	0.00	0.08	-6.71	-6.85	-6.85	-6.85	-6.85	-6.85	-6.85	-6.85	-6.85
Huntington-Ashland, WV-KY	Ozone	Maintenance	100	0.00	0.04	-3.47	-3.54	-3.54	-3.54	-3.54	-3.54	-3.54	-3.54	-3.54
Huron County, MI	Ozone	Maintenance	100	0.00	0.01	-0.79	-0.81	-0.81	-0.81	-0.81	-0.81	-0.81	-0.81	-0.81
Imperial County, CA	Ozone	Moderate	50	0.00	0.06	-4.26	-4.35	-4.35	-4.35	-4.35	-4.35	-4.35	-4.35	-4.35
Imperial Valley, CA	PM ₁₀	Serious	70	0.00	0.05	-4.17	-4.26	-4.26	-4.26	-4.26	-4.26	-4.26	-4.26	-4.26
Indian Wells, CA	PM ₁₀	Maintenance	100	0.00	0.01	-0.55	-0.56	-0.56	-0.56	-0.56	-0.56	-0.56	-0.56	-0.56
Indianapolis, IN	CO	Maintenance	100	0.00	1.09	-83.55	-85.25	-85.24	-85.24	-85.25	-85.25	-85.23	-85.25	-85.23
Indianapolis, IN	Ozone	Maintenance	100	0.00	1.09	-83.55	-85.25	-85.24	-85.24	-85.25	-85.25	-85.23	-85.25	-85.23
Indianapolis, IN	PM _{2.5}	Nonattainment	100	0.00	1.09	-83.55	-85.25	-85.24	-85.24	-85.25	-85.25	-85.23	-85.25	-85.23
Jackson County, IN	Ozone	Maintenance	100	0.00	0.03	-2.48	-2.53	-2.53	-2.53	-2.53	-2.53	-2.53	-2.53	-2.53
Jamestown, NY	Ozone	Former Subpart 1	50	0.00	0.05	-3.52	-3.59	-3.59	-3.59	-3.59	-3.59	-3.59	-3.59	-3.59
Jefferson County, NY	Ozone	Moderate	50	0.00	0.03	-2.28	-2.33	-2.33	-2.33	-2.33	-2.33	-2.33	-2.33	-2.33
Jefferson County, OH	PM ₁₀	Maintenance	100	0.00	0.00	-0.16	-0.16	-0.16	-0.16	-0.16	-0.16	-0.16	-0.16	-0.16
Johnson City-Kingsport-Bristol, TN	Ozone	Former Subpart 1	50	0.00	0.06	-4.72	-4.82	-4.82	-4.82	-4.82	-4.82	-4.82	-4.82	-4.82
Johnstown, PA	Ozone	Maintenance	100	0.00	0.04	-3.15	-3.21	-3.21	-3.21	-3.21	-3.21	-3.21	-3.21	-3.21
Johnstown, PA	PM _{2.5}	Nonattainment	100	0.00	0.04	-3.15	-3.21	-3.21	-3.21	-3.21	-3.21	-3.21	-3.21	-3.21
Juneau, AK	PM ₁₀	Moderate	100	0.00	0.00	-0.14	-0.14	-0.14	-0.14	-0.14	-0.14	-0.14	-0.14	-0.14
Kalamazoo-Battle Creek, MI	Ozone	Maintenance	100	0.00	0.18	-14.23	-14.52	-14.52	-14.52	-14.52	-14.52	-14.52	-14.52	-14.52
Kalispell, MT	PM ₁₀	Moderate	100	0.00	0.01	-0.60	-0.61	-0.61	-0.61	-0.61	-0.61	-0.61	-0.61	-0.61
Kent and Queen Annes Counties, MD	Ozone	Maintenance	100	0.00	0.02	-1.55	-1.58	-1.58	-1.58	-1.58	-1.58	-1.58	-1.58	-1.58
Kent, WA	PM ₁₀	Maintenance	100	0.00	-0.01	-0.52	-0.53	-0.53	-0.54	-0.54	-0.54	-0.54	-0.54	-0.55
Kern County (Eastern Kern), CA	Ozone	Former Subpart 1	50	0.00	0.02	-1.36	-1.39	-1.39	-1.39	-1.39	-1.39	-1.39	-1.39	-1.39
Kewaunee County, WI	Ozone	Maintenance	100	0.00	0.01	-0.66	-0.68	-0.68	-0.68	-0.68	-0.68	-0.68	-0.68	-0.68
King County, WA	PM ₁₀	Maintenance	100	0.00	-0.01	-0.22	-0.23	-0.23	-0.24	-0.24	-0.24	-0.24	-0.24	-0.25
Klamath Falls, OR	CO	Maintenance	100	0.00	0.02	-1.70	-1.74	-1.74	-1.74	-1.74	-1.74	-1.74	-1.74	-1.74
Klamath Falls, OR	PM ₁₀	Maintenance	100	0.00	0.02	-1.70	-1.74	-1.74	-1.74	-1.74	-1.74	-1.74	-1.74	-1.74
Knoxville, TN	Ozone	Former Subpart 1	50	0.00	0.73	-56.06	-57.20	-57.20	-57.20	-57.20	-57.20	-57.19	-57.20	-57.19
Knoxville, TN	PM _{2.5}	Nonattainment	100	0.00	0.73	-56.06	-57.20	-57.20	-57.20	-57.20	-57.20	-57.19	-57.20	-57.19
La Porte County, IN	SO _x	Maintenance	100	0.00	0.02	-1.26	-1.28	-1.28	-1.28	-1.28	-1.28	-1.28	-1.28	-1.28
LaGrande, OR	PM ₁₀	Maintenance	100	0.00	0.00	-0.25	-0.26	-0.26	-0.26	-0.26	-0.26	-0.26	-0.26	-0.26

Table D1-20 Emission Changes <u>a/</u> by Nonattainment Area with Alternative Standards for HD Vehicles Formaldehyde 2030													
Nonattainment Area	Pollutant	Status <u>c/</u>	General Conformity Threshold <u>d/</u>	Emissions Changes for Proposed Alternatives (tons/year)									
				Alt. 1	Alt. 2	Alt. 3	Alt. 4	Alt. 6A	Alt. 5	Alt. 6 <u>b/</u>	Alt. 7	Alt. 6B	Alt. 8
				No Action	Engine Only	Class 8 Tractors	Engines & Classes 7-8 Tractors	15% below Preferred Alternative Stringency	Engines, Classes 7-8 Tractors, & Classes 2b-3	Engines, Tractors, & Classes 2b-8	Engines, Tractors, & Truck, & Trailers	20% above Preferred Alternative Stringency	Accelerated Hybrid Adoption
Lake County, IN	SO _x	Maintenance	100	0.00	0.08	-6.10	-6.22	-6.22	-6.22	-6.22	-6.22	-6.22	-6.22
Lake County, OH	SO _x	Maintenance	100	0.00	0.01	-0.80	-0.82	-0.82	-0.82	-0.82	-0.82	-0.82	-0.82
Lake County, OR	PM ₁₀	Maintenance	100	0.00	0.00	-0.11	-0.11	-0.11	-0.11	-0.11	-0.11	-0.11	-0.11
Lake Tahoe North Shore, CA	CO	Maintenance	100	0.00	0.00	-0.30	-0.30	-0.30	-0.30	-0.30	-0.30	-0.30	-0.30
Lake Tahoe South Shore, CA	CO	Maintenance	100	0.00	0.01	-0.75	-0.76	-0.76	-0.76	-0.76	-0.76	-0.76	-0.76
Lake Tahoe, NV	CO	Maintenance	100	0.00	0.00	-0.20	-0.20	-0.20	-0.20	-0.20	-0.20	-0.20	-0.20
Lamar, CO	PM ₁₀	Maintenance	100	0.00	0.00	-0.17	-0.18	-0.18	-0.18	-0.18	-0.18	-0.18	-0.18
Lame Deer, MT	PM ₁₀	Moderate	100	0.00	0.00	-0.04	-0.04	-0.04	-0.04	-0.04	-0.04	-0.04	-0.04
Lancaster, PA	Ozone	Maintenance	100	0.00	0.23	-18.07	-18.44	-18.44	-18.44	-18.44	-18.44	-18.44	-18.44
Lancaster, PA	PM _{2.5}	Nonattainment	100	0.00	0.23	-18.07	-18.44	-18.44	-18.44	-18.44	-18.44	-18.44	-18.44
Lane County, OR	PM ₁₀	Moderate	100	0.00	0.00	-0.02	-0.02	-0.02	-0.02	-0.02	-0.02	-0.02	-0.02
Lansing-East Lansing, MI	Ozone	Maintenance	100	0.00	0.18	-13.55	-13.82	-13.82	-13.82	-13.82	-13.82	-13.82	-13.82
LaPorte, IN	Ozone	Maintenance	100	0.00	0.05	-3.51	-3.58	-3.58	-3.58	-3.58	-3.58	-3.58	-3.58
Las Vegas, NV	CO	Serious	100	0.00	0.10	-8.04	-8.20	-8.20	-8.20	-8.20	-8.20	-8.20	-8.20
Las Vegas, NV	Ozone	Former Subpart 1	50	0.00	0.10	-8.04	-8.20	-8.20	-8.20	-8.20	-8.20	-8.20	-8.20
Lauderdale County, AL	SO _x	Maintenance	100	0.00	0.02	-1.71	-1.74	-1.74	-1.74	-1.74	-1.74	-1.74	-1.74
Laurel Area (Yellowstone County), MT	SO _x	Nonattainment	100	0.00	0.00	-0.03	-0.04	-0.04	-0.04	-0.04	-0.04	-0.04	-0.04
Libby, MT	PM ₁₀	Moderate	100	0.00	0.00	-0.21	-0.22	-0.22	-0.22	-0.22	-0.22	-0.22	-0.22
Libby, MT	PM _{2.5}	Nonattainment	100	0.00	0.00	-0.21	-0.22	-0.22	-0.22	-0.22	-0.22	-0.22	-0.22
Liberty-Clairton, PA	PM _{2.5}	Nonattainment	100	0.00	0.00	-0.17	-0.17	-0.17	-0.17	-0.17	-0.17	-0.17	-0.17
Lima, OH	Ozone	Maintenance	100	0.00	0.04	-2.83	-2.89	-2.89	-2.89	-2.89	-2.89	-2.89	-2.89
Longmont, CO	CO	Maintenance	100	0.00	0.02	-1.42	-1.44	-1.44	-1.44	-1.44	-1.44	-1.44	-1.44
Lorain County, OH	SO _x	Maintenance	100	0.00	0.01	-0.96	-0.98	-0.98	-0.98	-0.98	-0.98	-0.98	-0.98
Los Angeles South Coast Air Basin, CA	CO	Maintenance	100	0.00	9.95	-768.15	-783.75	-783.68	-783.68	-783.75	-783.63	-783.76	-783.65
Los Angeles South Coast Air Basin, CA	NO _x	Maintenance	100	0.00	9.95	-768.15	-783.75	-783.68	-783.68	-783.75	-783.63	-783.76	-783.65
Los Angeles South Coast Air Basin, CA	Ozone	Extreme	10	0.00	9.95	-768.15	-783.75	-783.68	-783.68	-783.75	-783.63	-783.76	-783.65
Los Angeles South Coast Air Basin, CA	PM ₁₀	Serious	70	0.00	9.95	-768.15	-783.75	-783.68	-783.68	-783.75	-783.63	-783.76	-783.65
Los Angeles South Coast Air Basin, CA	PM _{2.5}	Nonattainment	100	0.00	9.95	-768.15	-783.75	-783.68	-783.68	-783.75	-783.63	-783.76	-783.65
Los Angeles-San Bernardino Counties (western Mohave), CA	Ozone	Moderate	50	0.00	0.10	-7.44	-7.59	-7.59	-7.59	-7.59	-7.59	-7.59	-7.59
Louisville, KY-IN	Ozone	Maintenance	100	0.00	0.77	-59.01	-60.21	-60.20	-60.20	-60.20	-60.20	-60.20	-60.20
Louisville, KY-IN	PM _{2.5}	Nonattainment	100	0.00	0.77	-59.01	-60.21	-60.20	-60.20	-60.20	-60.20	-60.20	-60.20
Lowell, MA	CO	Maintenance	100	0.00	0.02	-1.73	-1.77	-1.77	-1.77	-1.77	-1.77	-1.77	-1.77
Lucas County, OH	SO _x	Maintenance	100	0.00	0.08	-5.86	-5.98	-5.98	-5.98	-5.98	-5.98	-5.98	-5.98
Lyons Township, IL	PM ₁₀	Maintenance	100	0.00	0.02	-1.52	-1.55	-1.55	-1.55	-1.55	-1.55	-1.55	-1.55
Macon, GA	Ozone	Maintenance	100	0.00	0.07	-5.53	-5.64	-5.64	-5.64	-5.64	-5.64	-5.64	-5.64
Macon, GA	PM _{2.5}	Nonattainment	100	0.00	0.07	-5.53	-5.64	-5.64	-5.64	-5.64	-5.64	-5.64	-5.64
Madison and Page Counties (Shenandoah NP), VA	Ozone	Maintenance	100	0.00	0.00	-0.05	-0.05	-0.05	-0.05	-0.05	-0.05	-0.05	-0.05
Madison, WI	SO _x	Maintenance	100	0.00	0.08	-5.90	-6.02	-6.02	-6.02	-6.02	-6.02	-6.02	-6.02
Mammoth Lake, CA	PM ₁₀	Moderate	100	0.00	0.00	-0.20	-0.21	-0.21	-0.21	-0.21	-0.21	-0.21	-0.21
Manchester, NH	CO	Maintenance	100	0.00	0.02	-1.30	-1.32	-1.32	-1.32	-1.32	-1.32	-1.32	-1.32
Manitowoc County, WI	Ozone	Former Subpart 1	50	0.00	0.04	-3.43	-3.50	-3.50	-3.50	-3.50	-3.50	-3.50	-3.50
Marion County, IN	SO _x	Maintenance	100	0.00	0.08	-5.82	-5.94	-5.94	-5.94	-5.94	-5.94	-5.94	-5.94
Mariposa and Tuolumne Counties (Southern Mountain), CA	Ozone	Former Subpart 1	50	0.00	0.02	-1.30	-1.33	-1.33	-1.33	-1.33	-1.33	-1.33	-1.33

Table D1-20 Emission Changes <u>a</u> / by Nonattainment Area with Alternative Standards for HD Vehicles Formaldehyde 2030														
Nonattainment Area	Pollutant	Status <u>c</u> /	General Conformity Threshold <u>d</u> /	Emissions Changes for Proposed Alternatives (tons/year)										
				Alt. 1	Alt. 2	Alt. 3	Alt. 4	Alt. 6A	Alt. 5	Alt. 6 <u>b</u> /	Alt. 7	Alt. 6B	Alt. 8	
				No Action	Engine Only	Class 8 Tractors	Engines & Classes 7-8 Tractors	15% below Preferred Alternative Stringency	Engines, Classes 7-8 Tractors, & Classes 2b-3	Engines, Tractors, & Classes 2b-8	Engines, Tractors, & Trucks, & Trailers	20% above Preferred Alternative Stringency	Accelerated Hybrid Adoption	
Martinsburg, WV-Hagerstown, MD	PM _{2.5}	Nonattainment	100	0.00	0.08	-6.51	-6.64	-6.64	-6.64	-6.64	-6.64	-6.64	-6.64	-6.64
Mason County, MI	Ozone	Maintenance	100	0.00	0.01	-0.75	-0.77	-0.77	-0.77	-0.77	-0.77	-0.77	-0.77	-0.77
Medford, OR	CO	Maintenance	100	0.00	0.02	-1.42	-1.45	-1.45	-1.45	-1.45	-1.45	-1.45	-1.45	-1.45
Medford-Ashland, OR	PM ₁₀	Maintenance	100	0.00	0.04	-3.40	-3.46	-3.46	-3.46	-3.46	-3.46	-3.46	-3.46	-3.46
Memphis, TN-AR	Ozone	Maintenance	100	0.00	0.27	-21.29	-21.73	-21.73	-21.73	-21.73	-21.73	-21.73	-21.73	-21.73
Memphis, TN	CO	Maintenance	100	0.00	0.25	-19.48	-19.87	-19.87	-19.87	-19.87	-19.87	-19.87	-19.87	-19.87
Miami (Gila County), AZ	SO _x	Maintenance	100	0.00	0.01	-0.45	-0.46	-0.46	-0.46	-0.46	-0.46	-0.46	-0.46	-0.46
Millinocket AQCR 109, ME	SO _x	Maintenance	100	0.00	0.00	-0.12	-0.13	-0.13	-0.13	-0.13	-0.13	-0.13	-0.13	-0.13
Milwaukee, WI	SO _x	Maintenance	100	0.00	0.12	-9.14	-9.33	-9.33	-9.33	-9.33	-9.33	-9.33	-9.33	-9.33
Milwaukee-Racine, WI	Ozone	Moderate	50	0.00	0.48	-37.12	-37.87	-37.87	-37.87	-37.87	-37.87	-37.87	-37.87	-37.87
Minneapolis-St Paul, MN	CO	Maintenance	100	0.00	1.51	-123.44	-125.99	-125.98	-125.99	-126.02	-126.01	-126.05	-126.09	-126.09
Minneapolis-St Paul, MN	SO _x	Maintenance	100	0.00	1.60	-123.32	-125.82	-125.81	-125.81	-125.82	-125.80	-125.82	-125.80	-125.80
Missoula, MT	CO	Maintenance	100	0.00	0.03	-2.50	-2.55	-2.55	-2.55	-2.55	-2.55	-2.55	-2.55	-2.55
Missoula, MT	PM ₁₀	Moderate	100	0.00	0.03	-2.50	-2.55	-2.55	-2.55	-2.55	-2.55	-2.55	-2.55	-2.55
Modesto, CA	CO	Maintenance	100	0.00	0.07	-5.17	-5.27	-5.27	-5.27	-5.27	-5.27	-5.27	-5.27	-5.27
Mohave County, AZ	PM ₁₀	Maintenance	100	0.00	0.03	-2.34	-2.39	-2.39	-2.39	-2.39	-2.39	-2.39	-2.39	-2.39
Mono Basin, CA	PM ₁₀	Moderate	100	0.00	0.00	-0.03	-0.03	-0.03	-0.03	-0.03	-0.03	-0.03	-0.03	-0.03
Morenci (Greenlee County), AZ	SO _x	Maintenance	100	0.00	0.00	-0.05	-0.05	-0.05	-0.05	-0.05	-0.05	-0.05	-0.05	-0.05
Morristown, NJ	CO	Maintenance	100	0.00	0.00	-0.27	-0.28	-0.28	-0.28	-0.28	-0.28	-0.28	-0.28	-0.28
Muhlenberg County, KY	SO _x	Maintenance	100	0.00	0.01	-0.63	-0.64	-0.64	-0.64	-0.64	-0.64	-0.64	-0.64	-0.64
Muncie, IN	Ozone	Maintenance	100	0.00	0.04	-2.87	-2.93	-2.93	-2.93	-2.93	-2.93	-2.93	-2.93	-2.93
Murray County (Chattahoochee NF), GA	Ozone	Maintenance	100	0.00	0.00	-0.10	-0.11	-0.11	-0.11	-0.11	-0.11	-0.11	-0.11	-0.11
Muscatine County, IA	SO _x	Maintenance	100	0.00	0.01	-0.45	-0.46	-0.46	-0.46	-0.46	-0.46	-0.46	-0.46	-0.46
Muskegon, MI	Ozone	Maintenance	100	0.00	0.05	-3.69	-3.77	-3.77	-3.77	-3.77	-3.77	-3.77	-3.77	-3.77
Nashua, NH	CO	Maintenance	100	0.00	0.01	-1.04	-1.06	-1.06	-1.06	-1.06	-1.06	-1.06	-1.06	-1.06
Nashville, TN	Ozone	Former Subpart 1	50	0.00	0.59	-46.67	-47.63	-47.62	-47.63	-47.63	-47.62	-47.64	-47.64	-47.64
Nevada County (western part), CA	Ozone	Former Subpart 1	50	0.00	0.02	-1.46	-1.49	-1.49	-1.49	-1.49	-1.49	-1.49	-1.49	-1.49
New Haven County, CT	PM ₁₀	Maintenance	100	0.00	0.02	-1.56	-1.59	-1.59	-1.59	-1.59	-1.59	-1.59	-1.59	-1.59
New Haven-Meriden-Waterbury, CT	CO	Maintenance	100	0.00	0.11	-8.29	-8.46	-8.46	-8.46	-8.46	-8.45	-8.46	-8.45	-8.45
New Manchester-Grant Magisterial District (Hancock County), WV	SO _x	Maintenance	100	0.00	0.00	-0.09	-0.09	-0.09	-0.09	-0.09	-0.09	-0.09	-0.09	-0.09
New York County, NY	PM ₁₀	Moderate	100	0.00	0.04	-3.27	-3.33	-3.33	-3.33	-3.33	-3.33	-3.33	-3.33	-3.33
New York-N. New Jersey-Long Island, NY-NJ-CT	CO	Maintenance	100	0.00	2.60	-200.06	-204.12	-204.10	-204.10	-204.12	-204.09	-204.12	-204.09	-204.09
New York-N. New Jersey-Long Island, NY-NJ-CT	PM _{2.5}	Nonattainment	100	0.00	2.60	-200.06	-204.12	-204.10	-204.10	-204.12	-204.09	-204.12	-204.09	-204.09
New York-northern New Jersey-Long Island, NY-NJ-CT	Ozone	Moderate	50	0.00	1.74	-133.73	-136.44	-136.43	-136.43	-136.44	-136.42	-136.44	-136.42	-136.42
Nogales, AZ	PM ₁₀	Moderate	100	0.00	0.01	-0.87	-0.89	-0.88	-0.88	-0.89	-0.88	-0.89	-0.88	-0.88
Norfolk-Virginia Beach-Newport News, VA	Ozone	Maintenance	100	0.00	0.16	-12.36	-12.61	-12.61	-12.61	-12.61	-12.61	-12.61	-12.61	-12.61
Ogden, UT	CO	Maintenance	100	0.00	0.02	-1.43	-1.46	-1.46	-1.46	-1.46	-1.46	-1.46	-1.46	-1.46
Ogden, UT	PM ₁₀	Moderate	100	0.00	0.02	-1.43	-1.46	-1.46	-1.46	-1.46	-1.46	-1.46	-1.46	-1.46
Oglesby, IL	PM ₁₀	Maintenance	100	0.00	0.00	-0.06	-0.06	-0.06	-0.06	-0.06	-0.06	-0.06	-0.06	-0.06
Olmsted County, MN	PM ₁₀	Maintenance	100	0.00	0.01	-0.44	-0.45	-0.45	-0.45	-0.45	-0.45	-0.45	-0.45	-0.45
Olympia, Tumwater, Lacey, WA	PM ₁₀	Maintenance	100	0.00	0.03	-2.12	-2.16	-2.16	-2.16	-2.16	-2.16	-2.16	-2.16	-2.16
Owens Valley, CA	PM ₁₀	Serious	70	0.00	0.00	-0.06	-0.07	-0.07	-0.07	-0.07	-0.07	-0.07	-0.07	-0.07
Pagosa Springs, CO	PM ₁₀	Maintenance	100	0.00	0.00	0.00	0.00	0.00	0.00	0.00	0.00	0.00	0.00	0.00

Table D1-20 Emission Changes <u>a/</u> by Nonattainment Area with Alternative Standards for HD Vehicles Formaldehyde 2030													
Nonattainment Area	Pollutant	Status <u>c/</u>	General Conformity Threshold <u>d/</u>	Emissions Changes for Proposed Alternatives (tons/year)									
				Alt. 1	Alt. 2	Alt. 3	Alt. 4	Alt. 6A	Alt. 5	Alt. 6 <u>b/</u>	Alt. 7	Alt. 6B	Alt. 8
				No Action	Engine Only	Class 8 Tractors	Engines & Classes 7-8 Tractors	15% below Preferred Alternative Stringency	Engines, Classes 7-8 Tractors, & Classes 2b-3	Engines, Tractors, & Classes 2b-8	Engines, Tractors, & Truckers, Trailers	20% above Preferred Alternative Stringency	Accelerated Hybrid Adoption
Parkersburg-Marietta, WV-OH	Ozone	Maintenance	100	0.00	0.10	-7.97	-8.13	-8.13	-8.13	-8.13	-8.13	-8.13	-8.13
Parkersburg-Marietta, WV-OH	PM _{2.5}	Nonattainment	100	0.00	0.10	-7.97	-8.13	-8.13	-8.13	-8.13	-8.13	-8.13	-8.13
Payson, AZ	PM ₁₀	Maintenance	100	0.00	0.00	-0.30	-0.30	-0.30	-0.30	-0.30	-0.30	-0.30	-0.30
Penns Grove, NJ	CO	Maintenance	100	0.00	0.00	-0.01	-0.01	-0.01	-0.01	-0.01	-0.01	-0.01	-0.01
Peoria, IL	SO _x	Maintenance	100	0.00	0.03	-2.44	-2.49	-2.49	-2.49	-2.49	-2.49	-2.49	-2.49
Perth Amboy, NJ	CO	Maintenance	100	0.00	0.01	-0.99	-1.01	-1.01	-1.01	-1.01	-1.01	-1.01	-1.01
Philadelphia-Camden County, PA-NJ	CO	Maintenance	100	0.00	0.09	-6.77	-6.91	-6.91	-6.91	-6.91	-6.91	-6.91	-6.91
Phildelphia-Wilmington, PA-NY-DE	PM _{2.5}	Nonattainment	100	0.00	0.16	-68.97	-70.78	-70.77	-70.83	-70.96	-71.01	-71.20	-71.68
Phildelphia-Wilmington-Atlantic City, PA-NY-MD-DE	Ozone	Moderate	50	0.00	0.47	-93.04	-95.33	-95.32	-95.38	-95.51	-95.56	-95.75	-96.22
Phoenix, AZ	CO	Maintenance	100	0.00	2.01	-154.72	-157.86	-157.85	-157.85	-157.86	-157.84	-157.86	-157.84
Phoenix, AZ	PM ₁₀	Serious	70	0.00	2.01	-154.72	-157.86	-157.85	-157.85	-157.86	-157.84	-157.86	-157.84
Phoenix-Mesa, AZ	Ozone	Former Subpart 1	50	0.00	1.03	-78.91	-80.51	-80.51	-80.51	-80.51	-80.50	-80.51	-80.50
Pierce County, WA	PM ₁₀	Maintenance	100	0.00	0.00	-0.20	-0.20	-0.20	-0.20	-0.20	-0.20	-0.20	-0.20
Pinehurst, ID	PM ₁₀	Moderate	100	0.00	0.00	-0.02	-0.02	-0.02	-0.02	-0.02	-0.02	-0.02	-0.02
Pittsburgh, PA	CO	Maintenance	100	0.00	0.00	-0.30	-0.31	-0.31	-0.31	-0.31	-0.31	-0.31	-0.31
Pittsburgh-Beaver Valley, PA	Ozone	Former Subpart 1	50	0.00	0.82	-63.45	-64.73	-64.73	-64.73	-64.73	-64.72	-64.73	-64.72
Pittsburgh-Beaver Valley, PA	PM _{2.5}	Nonattainment	100	0.00	0.82	-63.45	-64.73	-64.73	-64.73	-64.73	-64.72	-64.73	-64.72
Polk County, TN	SO _x	Maintenance	100	0.00	0.01	-0.45	-0.46	-0.46	-0.46	-0.46	-0.46	-0.46	-0.46
Polson, MT	PM ₁₀	Moderate	100	0.00	0.00	-0.07	-0.07	-0.07	-0.07	-0.07	-0.07	-0.07	-0.07
Portland, ME	Ozone	Maintenance	100	0.00	0.18	-13.87	-14.15	-14.15	-14.15	-14.15	-14.15	-14.15	-14.15
Portland, OR	CO	Maintenance	100	0.00	0.22	-17.58	-17.94	-17.94	-17.94	-17.94	-17.94	-17.94	-17.94
Portneuf Valley, ID	PM ₁₀	Maintenance	100	0.00	0.01	-0.81	-0.83	-0.83	-0.83	-0.83	-0.83	-0.83	-0.83
Poughkeepsie, NY	Ozone	Moderate	50	0.00	0.17	-13.14	-13.41	-13.41	-13.41	-13.41	-13.41	-13.41	-13.41
Presque Isle, ME	PM ₁₀	Maintenance	100	0.00	0.00	-0.20	-0.20	-0.20	-0.20	-0.20	-0.20	-0.20	-0.20
Providence (entire State), RI	Ozone	Moderate	50	0.00	0.08	-6.07	-6.20	-6.20	-6.20	-6.20	-6.20	-6.20	-6.20
Provo, UT	CO	Maintenance	100	0.00	0.02	-1.83	-1.86	-1.86	-1.86	-1.86	-1.86	-1.86	-1.86
Raleigh-Durham, NC	CO	Maintenance	100	0.00	0.34	-25.97	-26.50	-26.50	-26.50	-26.50	-26.50	-26.50	-26.50
Raleigh-Durham-Chapel Hill, NC	Ozone	Maintenance	100	0.00	0.52	-39.75	-40.56	-40.55	-40.55	-40.56	-40.55	-40.56	-40.55
Ramsey County, MN	PM ₁₀	Maintenance	100	0.00	0.00	-0.04	-0.04	-0.04	-0.04	-0.04	-0.04	-0.04	-0.04
Reading, PA	Ozone	Maintenance	100	0.00	0.19	-14.94	-15.24	-15.24	-15.24	-15.24	-15.24	-15.24	-15.24
Reading, PA	PM _{2.5}	Nonattainment	100	0.00	0.19	-14.94	-15.24	-15.24	-15.24	-15.24	-15.24	-15.24	-15.24
Reno, NV	CO	Maintenance	100	0.00	0.04	-2.79	-2.85	-2.85	-2.85	-2.85	-2.84	-2.85	-2.84
Rhineland (Oneida County), WI	SO _x	Maintenance	100	0.00	0.00	-0.03	-0.03	-0.03	-0.03	-0.03	-0.03	-0.03	-0.03
Richmond-Petersburg, VA	Ozone	Maintenance	100	0.00	0.16	-12.54	-12.79	-12.79	-12.79	-12.79	-12.79	-12.79	-12.79
Rillito, AZ	PM ₁₀	Moderate	100	0.00	0.01	-0.68	-0.69	-0.69	-0.69	-0.69	-0.69	-0.69	-0.69
Riverside County (Coachella Valley), CA	Ozone	Severe	25	0.00	0.09	-7.13	-7.27	-7.27	-7.27	-7.27	-7.27	-7.27	-7.27
Roanoke, VA	Ozone	Former Subpart 1	50	0.00	0.07	-5.69	-5.81	-5.81	-5.81	-5.81	-5.80	-5.81	-5.80
Rochester (Olmsted County), MN	SO _x	Maintenance	100	0.00	0.02	-1.74	-1.78	-1.78	-1.78	-1.78	-1.78	-1.78	-1.78
Rochester, NY	Ozone	Former Subpart 1	50	0.00	0.18	-14.07	-14.35	-14.35	-14.35	-14.35	-14.35	-14.35	-14.35
Rocky Mount, NC	Ozone	Maintenance	100	0.00	0.05	-4.21	-4.29	-4.29	-4.29	-4.29	-4.29	-4.29	-4.29
Rome, GA	PM _{2.5}	Nonattainment	100	0.00	0.02	-1.82	-1.86	-1.86	-1.86	-1.86	-1.86	-1.86	-1.86
Ronan, MT	PM ₁₀	Moderate	100	0.00	0.00	-0.03	-0.03	-0.03	-0.03	-0.03	-0.03	-0.03	-0.03
Rothschild, Rib Mountain, Weston (Marathon County), WI	SO _x	Maintenance	100	0.00	0.00	-0.06	-0.06	-0.06	-0.06	-0.06	-0.06	-0.06	-0.06

Table D1-20 Emission Changes <u>a/</u> by Nonattainment Area with Alternative Standards for HD Vehicles Formaldehyde 2030														
Nonattainment Area	Pollutant	Status <u>c/</u>	General Conformity Threshold <u>d/</u>	Emissions Changes for Proposed Alternatives (tons/year)										
				Alt. 1	Alt. 2	Alt. 3	Alt. 4	Alt. 6A	Alt. 5	Alt. 6 <u>b/</u>	Alt. 7	Alt. 6B	Alt. 8	
				No Action	Engine Only	Class 8 Tractors	Engines & Classes 7-8 Tractors	15% below Preferred Alternative Stringency	Engines, Classes 7-8 Tractors, & Classes 2b-3	Engines, Tractors, & Classes 2b-8	Engines, Tractors, & Trucks, & Trailers	20% above Preferred Alternative Stringency	Accelerated Hybrid Adoption	
Sacramento County, CA	PM ₁₀	Moderate	100	0.00	0.28	-21.25	-21.69	-21.68	-21.68	-21.69	-21.68	-21.68	-21.69	-21.68
Sacramento Metro, CA	Ozone	Severe	25	0.00	0.49	-37.52	-38.28	-38.28	-38.28	-38.28	-38.27	-38.28	-38.28	-38.27
Sacramento, CA	CO	Maintenance	100	0.00	0.30	-22.74	-23.20	-23.20	-23.20	-23.20	-23.19	-23.20	-23.20	-23.19
Salem, OR	CO	Maintenance	100	0.00	0.03	-2.14	-2.18	-2.18	-2.18	-2.18	-2.18	-2.18	-2.18	-2.18
Salt Lake City, UT	CO	Maintenance	100	0.00	0.03	-2.40	-2.45	-2.45	-2.46	-2.46	-2.46	-2.46	-2.46	-2.46
Salt Lake County, UT	PM ₁₀	Moderate	100	0.00	0.30	-23.19	-23.66	-23.66	-23.66	-23.66	-23.66	-23.66	-23.67	-23.66
Salt Lake County, UT	SO _x	Nonattainment	100	0.00	0.30	-23.18	-23.65	-23.65	-23.65	-23.65	-23.65	-23.65	-23.65	-23.65
San Antonio, TX	Ozone	Former Subpart 1	50	0.00	0.40	-31.08	-31.71	-31.71	-31.71	-31.71	-31.71	-31.71	-31.71	-31.71
San Bernardino County, CA	PM ₁₀	Moderate	100	0.00	0.06	-4.95	-5.05	-5.05	-5.05	-5.05	-5.05	-5.05	-5.05	-5.05
San Diego, CA	CO	Maintenance	100	0.00	1.04	-79.76	-81.38	-81.37	-81.37	-81.37	-81.36	-81.37	-81.36	-81.36
San Diego, CA	Ozone	Former Subpart 1	50	0.00	1.04	-79.76	-81.38	-81.37	-81.37	-81.37	-81.36	-81.37	-81.37	-81.36
San Francisco Bay Area, CA	Ozone	Marginal	50	0.00	-0.09	-64.27	-66.09	-66.08	-66.16	-66.31	-66.38	-66.62	-67.21	-67.21
San Francisco-Oakland-San Jose, CA	CO	Maintenance	100	0.00	0.08	-77.23	-79.31	-79.30	-79.38	-79.53	-79.60	-79.84	-80.43	-80.43
San Joaquin Valley, CA	Ozone	Extreme	10	0.00	2.86	-222.18	-226.70	-226.68	-226.68	-226.71	-226.67	-226.72	-226.70	-226.70
San Joaquin Valley, CA	PM ₁₀	Maintenance	100	0.00	2.86	-222.18	-226.70	-226.68	-226.68	-226.71	-226.67	-226.72	-226.70	-226.70
San Joaquin Valley, CA	PM _{2.5}	Nonattainment	100	0.00	2.86	-222.18	-226.70	-226.68	-226.68	-226.71	-226.67	-226.72	-226.70	-226.70
San Manuel (Pinal County), AZ	SO _x	Maintenance	100	0.00	0.01	-0.66	-0.67	-0.67	-0.67	-0.67	-0.67	-0.67	-0.67	-0.67
Sanders County (part);Thompson Falls and vicinity, MT	PM ₁₀	Moderate	100	0.00	0.00	-0.01	-0.01	-0.01	-0.01	-0.01	-0.01	-0.01	-0.01	-0.01
Scranton-Wilkes Barre, PA	Ozone	Maintenance	100	0.00	0.21	-16.00	-16.33	-16.32	-16.32	-16.33	-16.32	-16.33	-16.33	-16.32
Seattle-Tacoma, WA	CO	Maintenance	100	0.00	0.74	-58.11	-59.30	-59.30	-59.30	-59.31	-59.30	-59.31	-59.31	-59.31
Sheboygan, WI	Ozone	Moderate	50	0.00	0.04	-3.42	-3.49	-3.49	-3.49	-3.49	-3.49	-3.49	-3.49	-3.49
Sheridan, WY	PM ₁₀	Moderate	100	0.00	0.01	-0.45	-0.46	-0.46	-0.46	-0.46	-0.46	-0.46	-0.46	-0.46
Shoshone County, ID	PM ₁₀	Moderate	100	0.00	0.00	0.00	0.00	0.00	0.00	0.00	0.00	0.00	0.00	0.00
Somerville, NJ	CO	Maintenance	100	0.00	0.00	-0.15	-0.15	-0.15	-0.15	-0.15	-0.15	-0.15	-0.15	-0.15
South Bend-Elkhart, IN	Ozone	Maintenance	100	0.00	0.12	-9.51	-9.70	-9.70	-9.70	-9.70	-9.70	-9.70	-9.70	-9.70
Southeast Chicago, IL	PM ₁₀	Maintenance	100	0.00	0.05	-4.12	-4.20	-4.20	-4.20	-4.20	-4.20	-4.20	-4.20	-4.20
Spokane County, WA	PM ₁₀	Maintenance	100	0.00	0.07	-5.76	-5.88	-5.88	-5.88	-5.88	-5.88	-5.88	-5.88	-5.88
Spokane, WA	CO	Maintenance	100	0.00	0.07	-5.70	-5.82	-5.82	-5.82	-5.82	-5.82	-5.82	-5.82	-5.82
Springfield (western MA), MA	Ozone	Moderate	50	0.00	0.23	-17.68	-18.04	-18.04	-18.04	-18.04	-18.03	-18.04	-18.03	-18.03
Springfield, MA	CO	Maintenance	100	0.00	0.03	-2.57	-2.62	-2.62	-2.62	-2.62	-2.62	-2.62	-2.62	-2.62
St Louis, MO	CO	Maintenance	100	0.00	0.28	-21.76	-22.20	-22.20	-22.20	-22.20	-22.20	-22.20	-22.20	-22.20
St Louis, MO-IL	Ozone	Moderate	50	0.00	0.94	-72.28	-73.75	-73.74	-73.74	-73.75	-73.74	-73.75	-73.74	-73.74
St. Louis, MO-IL	PM _{2.5}	Nonattainment	100	0.00	0.93	-71.81	-73.26	-73.26	-73.26	-73.26	-73.25	-73.26	-73.25	-73.25
State College, PA	Ozone	Maintenance	100	0.00	0.07	-5.32	-5.43	-5.43	-5.43	-5.43	-5.43	-5.43	-5.43	-5.43
Steamboat Springs, CO	PM ₁₀	Maintenance	100	0.00	0.00	-0.37	-0.38	-0.38	-0.38	-0.38	-0.38	-0.38	-0.38	-0.38
Steubenville & Mingo Junction, OH	SO _x	Maintenance	100	0.00	0.01	-0.90	-0.92	-0.92	-0.92	-0.92	-0.92	-0.92	-0.92	-0.92
Steubenville-Weirton, OH-WV	Ozone	Maintenance	100	0.00	0.05	-3.50	-3.57	-3.57	-3.57	-3.57	-3.57	-3.57	-3.57	-3.57
Steubenville-Weirton, OH-WV	PM _{2.5}	Nonattainment	100	0.00	0.05	-3.50	-3.57	-3.57	-3.57	-3.57	-3.57	-3.57	-3.57	-3.57
Stockton, CA	CO	Maintenance	100	0.00	0.09	-7.03	-7.17	-7.17	-7.17	-7.17	-7.17	-7.17	-7.17	-7.17
Sutter County (Sutter Buttes), CA	Ozone	Former Subpart 1	50	0.00	0.00	0.00	0.00	0.00	0.00	0.00	0.00	0.00	0.00	0.00
Syracuse, NY	CO	Maintenance	100	0.00	0.08	-5.83	-5.95	-5.94	-5.94	-5.95	-5.94	-5.95	-5.95	-5.94
Telluride, CO	PM ₁₀	Maintenance	100	0.00	0.00	-0.04	-0.04	-0.04	-0.04	-0.04	-0.04	-0.04	-0.04	-0.04
Terre Haute, IN	Ozone	Maintenance	100	0.00	0.03	-2.69	-2.75	-2.75	-2.75	-2.75	-2.75	-2.75	-2.75	-2.75

Nonattainment Area	Pollutant	Status ^{c/}	General Conformity Threshold ^{d/}	Emissions Changes for Proposed Alternatives (tons/year)										
				Alt. 1	Alt. 2	Alt. 3	Alt. 4	Alt. 6A	Alt. 5	Alt. 6 ^{b/}	Alt. 7	Alt. 6B	Alt. 8	
				No Action	Engine Only	Class 8 Tractors	Engines & Classes 7-8 Tractors	15% below Preferred Alternative Stringency	Engines, Classes 7-8 Tractors, & Classes 2b-3	Engines, Tractors, & Classes 2b-8	Engines, Tractors, & Trailers	20% above Preferred Alternative Stringency	Accelerated Hybrid Adoption	
Tioga County, PA	Ozone	Maintenance	100	0.00	0.02	-1.25	-1.28	-1.28	-1.28	-1.28	-1.28	-1.28	-1.28	-1.28
Toledo, OH	Ozone	Maintenance	100	0.00	0.17	-12.72	-12.97	-12.97	-12.97	-12.97	-12.97	-12.97	-12.97	-12.97
Toms River, NJ	CO	Maintenance	100	0.00	0.01	-0.58	-0.59	-0.59	-0.59	-0.59	-0.59	-0.59	-0.59	-0.59
Tooele County, UT	SO _x	Nonattainment	100	0.00	0.03	-1.96	-2.00	-2.00	-2.00	-2.00	-2.00	-2.00	-2.00	-2.00
Trenton, NJ	CO	Maintenance	100	0.00	0.02	-1.61	-1.64	-1.64	-1.64	-1.64	-1.64	-1.64	-1.64	-1.64
Trona, CA	PM ₁₀	Moderate	100	0.00	0.00	-0.04	-0.04	-0.04	-0.04	-0.04	-0.04	-0.04	-0.04	-0.04
Tucson, AZ	CO	Maintenance	100	0.00	0.18	-13.56	-13.83	-13.83	-13.83	-13.83	-13.83	-13.83	-13.83	-13.83
Utah County, UT	PM ₁₀	Moderate	100	0.00	0.07	-5.38	-5.48	-5.48	-5.48	-5.48	-5.48	-5.48	-5.48	-5.48
Vancouver, WA	CO	Maintenance	100	0.00	0.07	-6.18	-6.31	-6.31	-6.31	-6.31	-6.31	-6.31	-6.31	-6.31
Ventura County, CA	Ozone	Serious	50	0.00	0.11	-8.27	-8.44	-8.44	-8.44	-8.44	-8.44	-8.44	-8.44	-8.44
Vermillion County, IN	PM ₁₀	Maintenance	100	0.00	0.00	-0.22	-0.22	-0.22	-0.22	-0.22	-0.22	-0.22	-0.22	-0.22
Vigo County, IN	SO _x	Maintenance	100	0.00	0.03	-2.69	-2.75	-2.75	-2.75	-2.75	-2.75	-2.75	-2.75	-2.75
Wallula, WA	PM ₁₀	Maintenance	100	0.00	0.00	0.00	0.00	0.00	0.00	0.00	0.00	0.00	0.00	0.00
Waltham, MA	CO	Maintenance	100	0.00	0.01	-0.84	-0.86	-0.86	-0.86	-0.86	-0.86	-0.86	-0.86	-0.86
Warren County, NJ	SO _x	Maintenance	100	0.00	0.01	-0.83	-0.85	-0.85	-0.85	-0.85	-0.85	-0.85	-0.85	-0.85
Warren County, PA	SO _x	Nonattainment	100	0.00	0.00	-0.28	-0.29	-0.29	-0.29	-0.29	-0.29	-0.29	-0.29	-0.29
Washington County (Hagerstown), MD	Ozone	Former Subpart 1	50	0.00	0.04	-2.93	-2.98	-2.98	-2.98	-2.98	-2.98	-2.98	-2.98	-2.98
Washington, DC-MD-VA	CO	Maintenance	100	0.00	1.51	-116.20	-118.56	-118.55	-118.55	-118.56	-118.54	-118.56	-118.56	-118.54
Washington, DC-MD-VA	Ozone	Moderate	50	0.00	1.51	-116.20	-118.56	-118.55	-118.55	-118.56	-118.54	-118.56	-118.56	-118.54
Washington, DC-MD-VA	PM _{2.5}	Nonattainment	100	0.00	1.51	-116.20	-118.56	-118.55	-118.55	-118.56	-118.54	-118.56	-118.56	-118.54
Washoe County, NV	PM ₁₀	Serious	70	0.00	0.04	-2.79	-2.85	-2.85	-2.85	-2.85	-2.84	-2.85	-2.85	-2.84
Waterford Township (Washington County), OH	SO _x	Maintenance	100	0.00	0.00	-0.13	-0.14	-0.14	-0.14	-0.14	-0.14	-0.14	-0.14	-0.14
Wayne County, IN	SO _x	Maintenance	100	0.00	0.02	-1.80	-1.83	-1.83	-1.83	-1.83	-1.83	-1.83	-1.83	-1.83
Wayne County, MI	PM ₁₀	Maintenance	100	0.00	0.03	-2.23	-2.27	-2.27	-2.27	-2.27	-2.27	-2.27	-2.27	-2.27
Weirton, WV	PM ₁₀	Maintenance	100	0.00	0.00	-0.30	-0.31	-0.31	-0.31	-0.31	-0.31	-0.31	-0.31	-0.31
Weirton, WV	SO _x	Maintenance	100	0.00	0.00	-0.30	-0.31	-0.31	-0.31	-0.31	-0.31	-0.31	-0.31	-0.31
Wheeling, WV-OH	Ozone	Maintenance	100	0.00	0.11	-8.53	-8.70	-8.70	-8.70	-8.70	-8.70	-8.70	-8.70	-8.70
Wheeling, WV-OH	PM _{2.5}	Nonattainment	100	0.00	0.11	-8.53	-8.70	-8.70	-8.70	-8.70	-8.70	-8.70	-8.70	-8.70
Winston-Salem, NC	CO	Maintenance	100	0.00	0.10	-7.99	-8.15	-8.15	-8.15	-8.15	-8.15	-8.15	-8.15	-8.15
Worcester, MA	CO	Maintenance	100	0.00	0.05	-3.97	-4.06	-4.05	-4.05	-4.06	-4.05	-4.06	-4.05	-4.05
Yakima County, WA	PM ₁₀	Maintenance	100	0.00	0.02	-1.79	-1.83	-1.83	-1.83	-1.83	-1.83	-1.83	-1.83	-1.83
Yakima, WA	CO	Maintenance	100	0.00	0.01	-0.76	-0.78	-0.78	-0.78	-0.78	-0.78	-0.78	-0.78	-0.78
York, PA	Ozone	Maintenance	100	0.00	0.19	-14.53	-14.82	-14.82	-14.82	-14.82	-14.82	-14.82	-14.82	-14.82
York, PA	PM _{2.5}	Nonattainment	100	0.00	0.19	-14.53	-14.82	-14.82	-14.82	-14.82	-14.82	-14.82	-14.82	-14.82
Youngstown-Warren-Sharon, OH-PA	Ozone	Maintenance	100	0.00	0.21	-16.45	-16.79	-16.78	-16.78	-16.79	-16.78	-16.79	-16.78	-16.78
Yuma, AZ	PM ₁₀	Moderate	100	0.00	0.05	-3.77	-3.85	-3.85	-3.85	-3.85	-3.85	-3.85	-3.85	-3.85

^{a/} Negative emissions changes indicate reductions; positive emissions changes are increases. Values of less than 0.005 tons/year are rounded to zero.

^{b/} Preferred Alternative

^{c/} Pollutants for which the area is designated nonattainment or maintenance as of 2010. Source: 40 CFR 81.

^{d/} Emissions thresholds in tons/year of: CO in CO maintenance and nonattainment areas; VOC or NO_x in ozone maintenance and nonattainment areas; primary PM_{2.5} in PM_{2.5} maintenance and nonattainment areas; primary PM₁₀ in PM₁₀ maintenance and nonattainment areas; and SO₂ in SO₂ maintenance and nonattainment areas. Source: 40 CFR § 93.153. These thresholds are provided for information only; a general conformity determination is not required for the proposed actions. (See section 3.3.1.)

Source: EPA (U.S. Environmental Protection Agency). 2010. The Green Book Nonattainment Areas. Washington, District of Columbia. Last Revised: June 16, 2010. U.S. Environmental Protection Agency. Available: <http://www.epa.gov/oaqps001/greenbk/>. Accessed: August 6, 2010.

Table D1-21 Emission Changes <u>a/</u> by Nonattainment Area with Alternative Standards for HD Vehicles Formaldehyde 2050														
Nonattainment Area	Pollutant	Status <u>c/</u>	General Conformity Threshold <u>d/</u>	Emissions Changes for Proposed Alternatives (tons/year)										
				Alt. 1	Alt. 2	Alt. 3	Alt. 4	Alt. 6A	Alt. 5	Alt. 6 <u>b/</u>	Alt. 7	Alt. 6B	Alt. 8	
				No Action	Engine Only	Class 8 Tractors	Engines & Classes 7–8 Tractors	15% below Preferred Alternative Stringency	Engines, Classes 7–8 Tractors, & Classes 2b–3	Engines, Tractors, & Classes 2b–8	Engines, Tractors, & Trucks, & Trailers	20% above Preferred Alternative Stringency	Accelerated Hybrid Adoption	
Addison Township (Gallia County), OH	SO _x	Maintenance	100	0.00	0.00	-0.07	-0.07	-0.07	-0.07	-0.07	-0.07	-0.07	-0.07	-0.07
Ajo (Pima County), AZ	PM ₁₀	Moderate	100	0.00	0.00	-0.15	-0.15	-0.15	-0.15	-0.15	-0.15	-0.15	-0.15	-0.15
Ajo (Pima County), AZ	SO _x	Maintenance	100	0.00	0.00	-0.15	-0.15	-0.15	-0.15	-0.15	-0.15	-0.15	-0.15	-0.15
Albany-Schenectady-Troy, NY	Ozone	Former Subpart 1	50	0.00	0.25	-18.09	-18.44	-18.44	-18.44	-18.44	-18.44	-18.44	-18.44	-18.44
Albuquerque, NM	CO	Maintenance	100	0.00	0.20	-14.26	-14.54	-14.54	-14.54	-14.54	-14.54	-14.54	-14.54	-14.54
Allegan County, MI	Ozone	Former Subpart 1	50	0.00	0.09	-6.76	-6.89	-6.89	-6.89	-6.89	-6.89	-6.89	-6.89	-6.89
Allentown-Bethlehem-Easton, PA	Ozone	Maintenance	100	0.00	0.22	-16.14	-16.45	-16.45	-16.45	-16.45	-16.45	-16.45	-16.45	-16.45
Altoona, PA	Ozone	Maintenance	100	0.00	0.03	-2.45	-2.50	-2.50	-2.50	-2.50	-2.50	-2.50	-2.50	-2.50
Amador and Calveras Counties (Central Mountain), CA	Ozone	Former Subpart 1	50	0.00	0.04	-3.15	-3.21	-3.21	-3.21	-3.21	-3.21	-3.21	-3.21	-3.21
Anchorage, AK	CO	Maintenance	100	0.00	0.03	-1.89	-1.92	-1.92	-1.92	-1.92	-1.92	-1.92	-1.92	-1.92
Anthony, NM	PM ₁₀	Moderate	100	0.00	0.00	-0.19	-0.19	-0.19	-0.19	-0.19	-0.19	-0.19	-0.19	-0.19
Armstrong County, PA	SO _x	Nonattainment	100	0.00	0.00	-0.11	-0.12	-0.12	-0.12	-0.12	-0.12	-0.12	-0.12	-0.12
Aspen, CO	PM ₁₀	Maintenance	100	0.00	0.00	-0.19	-0.20	-0.20	-0.20	-0.20	-0.20	-0.20	-0.20	-0.20
Atlanta, GA	Ozone	Moderate	50	0.00	5.42	-392.11	-399.73	-399.73	-399.73	-399.76	-399.70	-399.76	-399.76	-399.70
Atlanta, GA	PM _{2.5}	Nonattainment	100	0.00	5.42	-392.11	-399.73	-399.73	-399.73	-399.76	-399.70	-399.76	-399.76	-399.70
Atlantic City, NJ	CO	Maintenance	100	0.00	0.01	-0.38	-0.39	-0.39	-0.39	-0.39	-0.39	-0.39	-0.39	-0.39
Bakersfield, CA	CO	Maintenance	100	0.00	0.10	-10.06	-10.27	-10.28	-10.28	-10.29	-10.29	-10.30	-10.30	-10.33
Baltimore, MD	CO	Maintenance	100	0.00	1.06	-76.75	-78.24	-78.24	-78.24	-78.24	-78.25	-78.24	-78.25	-78.24
Baltimore, MD	Ozone	Moderate	50	0.00	1.06	-76.75	-78.24	-78.24	-78.24	-78.24	-78.25	-78.24	-78.25	-78.24
Baltimore, MD	PM _{2.5}	Nonattainment	100	0.00	1.06	-76.75	-78.24	-78.24	-78.24	-78.24	-78.25	-78.24	-78.25	-78.24
Baton Rouge, LA	Ozone	Moderate	50	0.00	-0.56	-22.03	-22.96	-23.05	-23.10	-23.24	-23.33	-23.53	-23.53	-24.18
Beaumont-Port Arthur, TX	Ozone	Moderate	50	0.00	-2.65	-14.50	-16.44	-16.75	-16.91	-17.38	-17.69	-18.32	-18.32	-20.50
Benton County, TN	SO _x	Maintenance	100	0.00	0.00	-0.09	-0.09	-0.09	-0.09	-0.09	-0.09	-0.09	-0.09	-0.09
Benton Harbor, MI	Ozone	Maintenance	100	0.00	0.10	-6.87	-7.01	-7.01	-7.01	-7.01	-7.01	-7.01	-7.01	-7.01
Benzie County, MI	Ozone	Maintenance	100	0.00	0.02	-1.13	-1.15	-1.15	-1.15	-1.15	-1.15	-1.15	-1.15	-1.15
Berkeley and Jefferson Counties, WV	Ozone	Maintenance	100	0.00	0.09	-6.54	-6.67	-6.67	-6.67	-6.67	-6.66	-6.67	-6.67	-6.66
Billings, MT	CO	Maintenance	100	0.00	0.03	-2.15	-2.20	-2.20	-2.20	-2.20	-2.20	-2.20	-2.20	-2.20
Birmingham, AL	Ozone	Maintenance	100	0.00	0.63	-45.66	-46.55	-46.55	-46.55	-46.55	-46.55	-46.54	-46.55	-46.54
Birmingham, AL	PM _{2.5}	Nonattainment	100	0.00	0.63	-45.66	-46.55	-46.55	-46.55	-46.55	-46.55	-46.54	-46.55	-46.54
Boise-Northern Ada County, ID	CO	Maintenance	100	0.00	0.24	-17.14	-17.48	-17.48	-17.48	-17.48	-17.48	-17.47	-17.48	-17.47
Boise-Northern Ada County, ID	PM ₁₀	Maintenance	100	0.00	0.24	-17.14	-17.48	-17.48	-17.48	-17.48	-17.48	-17.47	-17.48	-17.47
Bonner County (Sandpoint), ID	PM ₁₀	Moderate	100	0.00	0.01	-0.49	-0.49	-0.49	-0.49	-0.50	-0.49	-0.50	-0.49	-0.49
Boston, MA	CO	Maintenance	100	0.00	0.23	-16.33	-16.65	-16.65	-16.65	-16.65	-16.65	-16.65	-16.65	-16.65
Boston-Lawrence-Worcester (eastern MA), MA	Ozone	Moderate	50	0.00	1.51	-108.94	-111.06	-111.06	-111.06	-111.07	-111.05	-111.07	-111.07	-111.05
Boston-Manchester-Portsmouth (southeast NH), NH	Ozone	Moderate	50	0.00	0.24	-17.46	-17.80	-17.80	-17.80	-17.80	-17.80	-17.80	-17.80	-17.80
Boyd County (part), KY	SO _x	Maintenance	100	0.00	0.00	-0.30	-0.30	-0.30	-0.30	-0.31	-0.31	-0.31	-0.31	-0.31
Buffalo-Niagara Falls, NY	Ozone	Former Subpart 1	50	0.00	0.23	-16.74	-17.06	-17.06	-17.06	-17.06	-17.06	-17.06	-17.06	-17.06
Burlington, NJ	CO	Maintenance	100	0.00	0.00	-0.15	-0.15	-0.15	-0.15	-0.15	-0.15	-0.15	-0.15	-0.15
Butte, MT	PM ₁₀	Moderate	100	0.00	0.01	-0.66	-0.67	-0.67	-0.67	-0.67	-0.67	-0.67	-0.67	-0.67
Canon City, CO	PM ₁₀	Maintenance	100	0.00	0.01	-0.54	-0.55	-0.55	-0.55	-0.55	-0.55	-0.55	-0.55	-0.55
Canton-Massillon, OH	Ozone	Maintenance	100	0.00	0.24	-17.12	-17.46	-17.46	-17.46	-17.46	-17.46	-17.46	-17.46	-17.46
Canton-Massillon, OH	PM _{2.5}	Nonattainment	100	0.00	0.24	-17.12	-17.46	-17.46	-17.46	-17.46	-17.46	-17.46	-17.46	-17.46
Case County, MI	Ozone	Maintenance	100	0.00	0.02	-1.80	-1.83	-1.83	-1.83	-1.83	-1.83	-1.83	-1.83	-1.83

Table D1-21 Emission Changes <u>a/</u> by Nonattainment Area with Alternative Standards for HD Vehicles Formaldehyde 2050														
Nonattainment Area	Pollutant	Status <u>c/</u>	General Conformity Threshold <u>d/</u>	Emissions Changes for Proposed Alternatives (tons/year)										
				Alt. 1	Alt. 2	Alt. 3	Alt. 4	Alt. 6A	Alt. 5	Alt. 6 <u>b/</u>	Alt. 7	Alt. 6B	Alt. 8	
				No Action	Engine Only	Class 8 Tractors	Engines & Classes 7-8 Tractors	15% below Preferred Alternative Stringency	Engines, Classes 7-8 Tractors, & Classes 2b-3	Engines, Tractors, & Classes 2b-8	Engines, Tractors, & Truck, & Trailers	20% above Preferred Alternative Stringency	Accelerated Hybrid Adoption	
Center Township (Morgan County), OH	SO _x	Maintenance	100	0.00	0.00	-0.03	-0.03	-0.03	-0.03	-0.03	-0.03	-0.03	-0.03	-0.03
Central Steptoe Valley (White Pine County), NV	SO _x	Maintenance	100	0.00	0.00	-0.06	-0.06	-0.06	-0.06	-0.06	-0.06	-0.06	-0.06	-0.06
Charleston, WV	Ozone	Maintenance	100	0.00	0.26	-18.52	-18.88	-18.88	-18.88	-18.88	-18.88	-18.88	-18.88	-18.88
Charleston, WV	PM _{2.5}	Nonattainment	100	0.00	0.26	-18.52	-18.88	-18.88	-18.88	-18.88	-18.88	-18.88	-18.88	-18.88
Charlotte, NC	CO	Maintenance	100	0.00	0.30	-21.52	-21.94	-21.94	-21.94	-21.94	-21.94	-21.94	-21.94	-21.94
Charlotte-Gastonia-Rock Hill, NC-SC	Ozone	Moderate	50	0.00	0.68	-49.01	-49.97	-49.97	-49.97	-49.97	-49.97	-49.96	-49.97	-49.96
Chattanooga, TN-GA-AL	PM _{2.5}	Nonattainment	100	0.00	0.23	-16.61	-16.94	-16.94	-16.94	-16.94	-16.94	-16.93	-16.94	-16.93
Chattanooga, TN-GA	Ozone	Former Subpart 1	50	0.00	0.22	-15.74	-16.05	-16.05	-16.05	-16.05	-16.05	-16.05	-16.05	-16.05
Chicago-Gary-Lake County, IL-IN	Ozone	Moderate	50	0.00	7.44	-539.67	-550.17	-550.17	-550.17	-550.18	-550.23	-550.14	-550.24	-550.17
Chicago-Gary-Lake County, IL-IN	PM _{2.5}	Nonattainment	100	0.00	7.44	-539.67	-550.17	-550.17	-550.17	-550.18	-550.23	-550.14	-550.24	-550.17
Chico, CA	CO	Maintenance	100	0.00	0.09	-6.69	-6.82	-6.82	-6.82	-6.82	-6.82	-6.82	-6.82	-6.82
Chico, CA	Ozone	Former Subpart 1	50	0.00	0.09	-6.69	-6.82	-6.82	-6.82	-6.82	-6.82	-6.82	-6.82	-6.82
Cincinnati-Hamilton, OH-KY-IN	Ozone	Former Subpart 1	50	0.00	1.76	-127.54	-130.02	-130.02	-130.02	-130.02	-130.03	-130.01	-130.03	-130.01
Cincinnati-Hamilton, OH-KY-IN	PM _{2.5}	Nonattainment	100	0.00	1.76	-127.54	-130.02	-130.02	-130.02	-130.02	-130.03	-130.01	-130.03	-130.01
Clairton & 4 Boroughs, PA	PM ₁₀	Maintenance	100	0.00	0.00	-0.21	-0.21	-0.21	-0.21	-0.21	-0.21	-0.21	-0.21	-0.21
Clark County, NV	PM ₁₀	Serious	70	0.00	0.08	-5.60	-5.71	-5.71	-5.71	-5.71	-5.71	-5.71	-5.71	-5.71
Clarksville-Hopkinsville, TN-KY	Ozone	Maintenance	100	0.00	0.15	-10.51	-10.71	-10.71	-10.71	-10.71	-10.71	-10.71	-10.71	-10.71
Clearfield and Indiana Counties, PA	Ozone	Maintenance	100	0.00	0.12	-8.76	-8.93	-8.93	-8.93	-8.93	-8.93	-8.93	-8.93	-8.93
Cleveland, OH	CO	Maintenance	100	0.00	0.34	-24.64	-25.12	-25.12	-25.12	-25.12	-25.12	-25.11	-25.12	-25.11
Cleveland-Akron-Lorain, OH	Ozone	Maintenance	100	0.00	2.30	-165.95	-169.17	-169.17	-169.17	-169.17	-169.19	-169.16	-169.19	-169.16
Cleveland-Akron-Lorain, OH	PM _{2.5}	Nonattainment	100	0.00	2.30	-165.95	-169.17	-169.17	-169.17	-169.17	-169.19	-169.16	-169.19	-169.16
Coachella Valley, CA	PM ₁₀	Serious	70	0.00	0.15	-10.54	-10.75	-10.75	-10.75	-10.75	-10.75	-10.75	-10.75	-10.75
Colbert County, AL	SO _x	Maintenance	100	0.00	0.02	-1.48	-1.51	-1.51	-1.51	-1.51	-1.51	-1.50	-1.51	-1.50
Colorado Springs, CO	CO	Maintenance	100	0.00	0.16	-11.47	-11.69	-11.69	-11.69	-11.69	-11.69	-11.69	-11.69	-11.69
Columbia Falls, MT	PM ₁₀	Moderate	100	0.00	0.00	-0.18	-0.18	-0.18	-0.18	-0.18	-0.18	-0.18	-0.18	-0.18
Columbia, SC	Ozone	Former Subpart 1	50	0.00	0.31	-22.59	-23.03	-23.03	-23.03	-23.03	-23.03	-23.02	-23.03	-23.02
Columbus, OH	Ozone	Maintenance	100	0.00	1.70	-122.91	-125.30	-125.29	-125.30	-125.30	-125.31	-125.29	-125.31	-125.29
Columbus, OH	PM _{2.5}	Nonattainment	100	0.00	1.70	-122.91	-125.30	-125.29	-125.30	-125.30	-125.31	-125.29	-125.31	-125.29
Conewango Township (Warren County), PA	SO _x	Maintenance	100	0.00	0.00	-0.08	-0.08	-0.08	-0.08	-0.08	-0.08	-0.08	-0.08	-0.08
Coso Junction, CA	PM ₁₀	Moderate	100	0.00	0.00	-0.01	-0.01	-0.01	-0.01	-0.01	-0.01	-0.01	-0.01	-0.01
Cuyahoga County, OH	PM ₁₀	Maintenance	100	0.00	0.63	-45.44	-46.32	-46.32	-46.32	-46.32	-46.33	-46.32	-46.33	-46.32
Cuyahoga County, OH	SO _x	Maintenance	100	0.00	0.63	-45.44	-46.32	-46.32	-46.32	-46.32	-46.33	-46.32	-46.33	-46.32
Dallas-Fort Worth, TX	Ozone	Moderate	50	0.00	1.67	-120.88	-123.23	-123.23	-123.23	-123.23	-123.24	-123.22	-123.24	-123.22
Dayton-Springfield, OH	Ozone	Maintenance	100	0.00	0.69	-49.97	-50.95	-50.95	-50.95	-50.95	-50.95	-50.94	-50.95	-50.94
Dayton-Springfield, OH	PM _{2.5}	Nonattainment	100	0.00	0.69	-49.97	-50.95	-50.95	-50.95	-50.95	-50.95	-50.94	-50.95	-50.94
Denver Metro, CO	PM ₁₀	Maintenance	100	0.00	0.75	-54.45	-55.51	-55.51	-55.51	-55.51	-55.52	-55.51	-55.52	-55.51
Denver-Boulder, CO	CO	Maintenance	100	0.00	0.72	-51.77	-52.78	-52.78	-52.78	-52.78	-52.78	-52.78	-52.78	-52.78
Denver-Boulder-Greeley-Fort Collins-Loveland, CO	Ozone	Former Subpart 1	50	0.00	0.95	-68.79	-70.13	-70.13	-70.13	-70.13	-70.14	-70.13	-70.14	-70.13
Detroit, MI	CO	Maintenance	100	0.00	0.81	-58.25	-59.39	-59.39	-59.39	-59.39	-59.39	-59.38	-59.39	-59.38
Detroit-Ann Arbor, MI	Ozone	Maintenance	100	0.00	5.49	-396.57	-404.28	-404.28	-404.28	-404.28	-404.31	-404.25	-404.31	-404.25
Detroit-Ann Arbor, MI	PM _{2.5}	Nonattainment	100	0.00	5.49	-396.57	-404.28	-404.28	-404.28	-404.28	-404.31	-404.25	-404.31	-404.25
Door County, WI	Ozone	Former Subpart 1	50	0.00	0.02	-1.47	-1.49	-1.49	-1.49	-1.49	-1.49	-1.49	-1.49	-1.49
Douglas (Cochise County), AZ	PM ₁₀	Moderate	100	0.00	0.02	-1.79	-1.82	-1.82	-1.82	-1.82	-1.82	-1.82	-1.82	-1.82

Table D1-21 Emission Changes <u>a/</u> by Nonattainment Area with Alternative Standards for HD Vehicles Formaldehyde 2050														
Nonattainment Area	Pollutant	Status <u>c/</u>	General Conformity Threshold <u>d/</u>	Emissions Changes for Proposed Alternatives (tons/year)										
				Alt. 1	Alt. 2	Alt. 3	Alt. 4	Alt. 6A	Alt. 5	Alt. 6 <u>b/</u>	Alt. 7	Alt. 6B	Alt. 8	
				No Action	Engine Only	Class 8 Tractors	Engines & Classes 7-8 Tractors	15% below Preferred Alternative Stringency	Engines, Classes 7-8 Tractors, & Classes 2b-3	Engines, Tractors, & Classes 2b-8	Engines, Tractors, & Trucks, & Trailers	20% above Preferred Alternative Stringency	Accelerated Hybrid Adoption	
Douglas (Cochise County), AZ	SO _x	Maintenance	100	0.00	0.02	-1.79	-1.82	-1.82	-1.82	-1.82	-1.82	-1.82	-1.82	-1.82
Duluth, MN	CO	Maintenance	100	0.00	0.03	-2.08	-2.13	-2.13	-2.13	-2.13	-2.13	-2.13	-2.13	-2.13
Eagle River, AK	PM ₁₀	Moderate	100	0.00	0.00	-0.12	-0.12	-0.12	-0.12	-0.12	-0.12	-0.12	-0.12	-0.12
East Chicago, IN	CO	Maintenance	100	0.00	0.08	-6.08	-6.20	-6.20	-6.20	-6.20	-6.20	-6.20	-6.20	-6.20
East Chicago, IN	PM ₁₀	Maintenance	100	0.00	0.08	-6.08	-6.20	-6.20	-6.20	-6.20	-6.20	-6.20	-6.20	-6.20
East Helena Area (Lewis and Clark County), MT	SO _x	Nonattainment	100	0.00	0.00	-0.03	-0.03	-0.03	-0.03	-0.03	-0.03	-0.03	-0.03	-0.03
El Paso County, TX	PM ₁₀	Moderate	100	0.00	0.09	-6.35	-6.47	-6.47	-6.47	-6.47	-6.47	-6.47	-6.47	-6.47
El Paso, TX	CO	Maintenance	100	0.00	0.01	-0.38	-0.39	-0.39	-0.39	-0.39	-0.39	-0.39	-0.39	-0.39
Erie, PA	Ozone	Maintenance	100	0.00	0.10	-7.58	-7.72	-7.72	-7.72	-7.72	-7.72	-7.72	-7.72	-7.72
Essex County (Whiteface Mountain), NY	Ozone	Former Subpart 1	50	0.00	0.00	-0.04	-0.04	-0.04	-0.04	-0.04	-0.04	-0.04	-0.04	-0.04
Eugene-Springfield, OR	CO	Maintenance	100	0.00	0.15	-10.50	-10.70	-10.70	-10.70	-10.70	-10.70	-10.70	-10.70	-10.70
Eugene-Springfield, OR	PM ₁₀	Moderate	100	0.00	0.15	-10.50	-10.70	-10.70	-10.70	-10.70	-10.70	-10.70	-10.70	-10.70
Evansville, IN	Ozone	Maintenance	100	0.00	0.31	-22.55	-22.99	-22.99	-22.99	-22.99	-22.99	-22.99	-22.99	-22.99
Evansville, IN	PM _{2.5}	Nonattainment	100	0.00	0.31	-22.55	-22.99	-22.99	-22.99	-22.99	-22.99	-22.99	-22.99	-22.99
Fairbanks, AK	CO	Maintenance	100	0.00	0.01	-0.41	-0.42	-0.42	-0.42	-0.42	-0.42	-0.42	-0.42	-0.42
Fayetteville, NC	Ozone	Former Subpart 1	50	0.00	0.10	-7.34	-7.48	-7.48	-7.48	-7.48	-7.48	-7.48	-7.48	-7.48
Flathead County; Whitefish and vicinity, MT	PM ₁₀	Moderate	100	0.00	0.00	-0.23	-0.24	-0.24	-0.24	-0.24	-0.24	-0.24	-0.24	-0.24
Flint, MI	Ozone	Maintenance	100	0.00	0.30	-21.39	-21.81	-21.81	-21.81	-21.81	-21.81	-21.81	-21.81	-21.81
Follansbee, WV	PM ₁₀	Maintenance	100	0.00	0.00	-0.02	-0.02	-0.02	-0.02	-0.02	-0.02	-0.02	-0.02	-0.02
Fort Collins, CO	CO	Maintenance	100	0.00	0.05	-3.92	-4.00	-4.00	-4.00	-4.00	-4.00	-4.00	-4.00	-4.00
Fort Hall Reservation, ID	PM ₁₀	Moderate	100	0.00	0.00	-0.01	-0.01	-0.01	-0.01	-0.01	-0.01	-0.01	-0.01	-0.01
Fort Wayne, IN	Ozone	Maintenance	100	0.00	0.18	-13.34	-13.60	-13.60	-13.60	-13.60	-13.60	-13.60	-13.60	-13.60
Franklin County, PA	Ozone	Maintenance	100	0.00	0.09	-6.26	-6.38	-6.38	-6.38	-6.38	-6.38	-6.38	-6.38	-6.38
Franklin Township (Coshocton County), OH	SO _x	Maintenance	100	0.00	0.00	-0.03	-0.03	-0.03	-0.03	-0.03	-0.03	-0.03	-0.03	-0.03
Frederick County, VA	Ozone	Former Subpart 1	50	0.00	0.05	-3.75	-3.82	-3.82	-3.82	-3.82	-3.82	-3.82	-3.82	-3.82
Fredericksburg, VA	Ozone	Maintenance	100	0.00	0.11	-7.77	-7.93	-7.93	-7.93	-7.93	-7.93	-7.93	-7.93	-7.93
Freehold, NJ	CO	Maintenance	100	0.00	0.00	-0.19	-0.20	-0.20	-0.20	-0.20	-0.20	-0.20	-0.20	-0.20
Fresno, CA	CO	Maintenance	100	0.00	0.17	-12.41	-12.66	-12.66	-12.66	-12.66	-12.66	-12.65	-12.66	-12.65
Grand Rapids, MI	Ozone	Maintenance	100	0.00	0.50	-36.47	-37.18	-37.18	-37.18	-37.18	-37.18	-37.18	-37.18	-37.18
Granite City, Nameoki Townships, IL	PM ₁₀	Maintenance	100	0.00	0.02	-1.31	-1.33	-1.33	-1.33	-1.33	-1.33	-1.33	-1.33	-1.33
Grant County, NM	SO _x	Maintenance	100	0.00	0.00	-0.06	-0.07	-0.07	-0.07	-0.07	-0.07	-0.07	-0.07	-0.07
Grants Pass, OR	CO	Maintenance	100	0.00	0.01	-0.89	-0.91	-0.91	-0.91	-0.91	-0.91	-0.91	-0.91	-0.91
Grants Pass, OR	PM ₁₀	Maintenance	100	0.00	0.01	-0.89	-0.91	-0.91	-0.91	-0.91	-0.91	-0.91	-0.91	-0.91
Great Falls, MT	CO	Maintenance	100	0.00	0.01	-0.50	-0.51	-0.51	-0.51	-0.51	-0.51	-0.51	-0.51	-0.51
Greater Connecticut, CT	Ozone	Moderate	50	0.00	0.29	-21.13	-21.54	-21.54	-21.54	-21.54	-21.55	-21.54	-21.55	-21.54
Greeley, CO	CO	Maintenance	100	0.00	0.04	-3.10	-3.16	-3.16	-3.16	-3.16	-3.16	-3.16	-3.16	-3.16
Green Bay, WI	SO _x	Maintenance	100	0.00	0.05	-3.66	-3.73	-3.73	-3.73	-3.73	-3.73	-3.73	-3.73	-3.73
Greene County, IN	Ozone	Maintenance	100	0.00	0.02	-1.78	-1.82	-1.82	-1.82	-1.82	-1.82	-1.82	-1.82	-1.82
Greene County, PA	Ozone	Maintenance	100	0.00	0.01	-1.08	-1.10	-1.10	-1.10	-1.10	-1.10	-1.10	-1.10	-1.10
Greensboro-Winston Salem-High Point, NC	Ozone	Marginal	50	0.00	0.87	-62.65	-63.87	-63.87	-63.87	-63.88	-63.87	-63.88	-63.87	-63.87
Greensboro-Winston salem-High Point, NC	PM _{2.5}	Nonattainment	100	0.00	0.87	-62.65	-63.87	-63.87	-63.87	-63.88	-63.87	-63.88	-63.87	-63.87
Greenville-Spartanburg-Anderson, SC	Ozone	Former Subpart 1	50	0.00	0.41	-29.47	-30.04	-30.04	-30.04	-30.05	-30.04	-30.05	-30.04	-30.04
Groveland Township (Tazewell County), IL	SO _x	Maintenance	100	0.00	0.01	-0.81	-0.82	-0.82	-0.82	-0.82	-0.82	-0.82	-0.82	-0.82

Table D1-21 Emission Changes <u>a/</u> by Nonattainment Area with Alternative Standards for HD Vehicles Formaldehyde 2050														
Nonattainment Area	Pollutant	Status <u>c/</u>	General Conformity Threshold <u>d/</u>	Emissions Changes for Proposed Alternatives (tons/year)										
				Alt. 1	Alt. 2	Alt. 3	Alt. 4	Alt. 6A	Alt. 5	Alt. 6 <u>b/</u>	Alt. 7	Alt. 6B	Alt. 8	
				No Action	Engine Only	Class 8 Tractors	Engines & Classes 7-8 Tractors	15% below Preferred Alternative Stringency	Engines, Classes 7-8 Tractors, & Classes 2b-3	Engines, Tractors, & Classes 2b-8	Engines, Tractors, & Trucks, & Trailers	20% above Preferred Alternative Stringency	Accelerated Hybrid Adoption	
Hancock-Knox-Lincoln-Waldo Counties, ME	Ozone	Maintenance	100	0.00	0.05	-3.46	-3.53	-3.53	-3.53	-3.53	-3.53	-3.53	-3.53	-3.53
Harrisburg-Lebanon-Carlisle, PA	Ozone	Maintenance	100	0.00	0.93	-67.33	-68.63	-68.63	-68.63	-68.63	-68.64	-68.63	-68.64	-68.63
Harrisburg-Lebanon-Carlisle, PA	PM _{2.5}	Nonattainment	100	0.00	0.93	-67.33	-68.63	-68.63	-68.63	-68.63	-68.64	-68.63	-68.64	-68.63
Hartford-New Britain-Middletown, CT	CO	Maintenance	100	0.00	0.20	-14.43	-14.71	-14.71	-14.71	-14.71	-14.71	-14.71	-14.71	-14.71
Hayden (Pinal County), AZ	SO _x	Nonattainment	100	0.00	0.00	-0.26	-0.27	-0.27	-0.27	-0.27	-0.27	-0.27	-0.27	-0.27
Hayden/Miami, AZ	PM ₁₀	Moderate	100	0.00	0.01	-0.93	-0.95	-0.95	-0.95	-0.95	-0.95	-0.95	-0.95	-0.95
Haywood and Swain Counties (Great Smoky Mountain NP), NC	Ozone	Maintenance	100	0.00	0.00	-0.18	-0.19	-0.19	-0.19	-0.19	-0.19	-0.19	-0.19	-0.19
Hazelwood, PA	SO _x	Maintenance	100	0.00	0.01	-0.73	-0.74	-0.74	-0.74	-0.74	-0.74	-0.74	-0.74	-0.74
Hickory, NC	PM _{2.5}	Nonattainment	100	0.00	0.06	-4.05	-4.13	-4.13	-4.13	-4.13	-4.13	-4.13	-4.13	-4.13
Hickory-Morgantown-Lenoir, NC	Ozone	Former Subpart 1	50	0.00	0.10	-7.40	-7.54	-7.54	-7.54	-7.54	-7.54	-7.54	-7.54	-7.54
Hollis Township, IL	SO _x	Maintenance	100	0.00	0.00	-0.08	-0.08	-0.08	-0.08	-0.08	-0.08	-0.08	-0.08	-0.08
Houston-Galveston-Brazoria, TX	Ozone	Severe	25	0.00	-3.55	-118.84	-124.17	-124.74	-125.02	-125.89	-126.44	-127.60	-131.56	-131.56
Humphreys County, TN	SO _x	Maintenance	100	0.00	0.00	-0.29	-0.30	-0.30	-0.30	-0.30	-0.30	-0.30	-0.30	-0.30
Huntington-Ashland, WV-KY-OH	PM _{2.5}	Nonattainment	100	0.00	0.13	-9.38	-9.57	-9.57	-9.57	-9.57	-9.57	-9.57	-9.57	-9.57
Huntington-Ashland, WV-KY	Ozone	Maintenance	100	0.00	0.06	-4.59	-4.68	-4.68	-4.68	-4.68	-4.68	-4.68	-4.69	-4.69
Huron County, MI	Ozone	Maintenance	100	0.00	0.02	-1.14	-1.17	-1.17	-1.17	-1.17	-1.17	-1.17	-1.17	-1.17
Imperial County, CA	Ozone	Moderate	50	0.00	0.08	-5.90	-6.02	-6.02	-6.02	-6.02	-6.02	-6.02	-6.02	-6.02
Imperial Valley, CA	PM ₁₀	Serious	70	0.00	0.08	-5.78	-5.89	-5.89	-5.89	-5.89	-5.89	-5.89	-5.89	-5.89
Indian Wells, CA	PM ₁₀	Maintenance	100	0.00	0.01	-0.65	-0.66	-0.66	-0.66	-0.66	-0.66	-0.66	-0.66	-0.66
Indianapolis, IN	CO	Maintenance	100	0.00	1.82	-131.38	-133.93	-133.93	-133.93	-133.93	-133.94	-133.92	-133.94	-133.92
Indianapolis, IN	Ozone	Maintenance	100	0.00	1.82	-131.38	-133.93	-133.93	-133.93	-133.93	-133.94	-133.92	-133.94	-133.92
Indianapolis, IN	PM _{2.5}	Nonattainment	100	0.00	1.82	-131.38	-133.93	-133.93	-133.93	-133.93	-133.94	-133.92	-133.94	-133.92
Jackson County, IN	Ozone	Maintenance	100	0.00	0.05	-3.70	-3.77	-3.77	-3.77	-3.77	-3.77	-3.77	-3.77	-3.77
Jamestown, NY	Ozone	Former Subpart 1	50	0.00	0.06	-4.53	-4.62	-4.62	-4.62	-4.62	-4.62	-4.62	-4.62	-4.62
Jefferson County, NY	Ozone	Moderate	50	0.00	0.04	-2.97	-3.02	-3.02	-3.02	-3.02	-3.02	-3.02	-3.02	-3.02
Jefferson County, OH	PM ₁₀	Maintenance	100	0.00	0.00	-0.21	-0.21	-0.21	-0.21	-0.21	-0.21	-0.21	-0.21	-0.21
Johnson City-Kingsport-Bristol, TN	Ozone	Former Subpart 1	50	0.00	0.09	-6.61	-6.73	-6.73	-6.73	-6.73	-6.73	-6.73	-6.73	-6.73
Johnstown, PA	Ozone	Maintenance	100	0.00	0.05	-3.90	-3.98	-3.98	-3.98	-3.98	-3.98	-3.98	-3.98	-3.98
Johnstown, PA	PM _{2.5}	Nonattainment	100	0.00	0.05	-3.90	-3.98	-3.98	-3.98	-3.98	-3.98	-3.98	-3.98	-3.98
Juneau, AK	PM ₁₀	Moderate	100	0.00	0.00	-0.19	-0.19	-0.19	-0.19	-0.19	-0.19	-0.19	-0.19	-0.19
Kalamazoo-Battle Creek, MI	Ozone	Maintenance	100	0.00	0.29	-20.93	-21.34	-21.34	-21.34	-21.34	-21.34	-21.33	-21.34	-21.33
Kalispell, MT	PM ₁₀	Moderate	100	0.00	0.01	-0.94	-0.96	-0.96	-0.96	-0.96	-0.96	-0.96	-0.96	-0.96
Kent and Queen Annes Counties, MD	Ozone	Maintenance	100	0.00	0.03	-2.11	-2.15	-2.15	-2.15	-2.15	-2.15	-2.15	-2.15	-2.15
Kent, WA	PM ₁₀	Maintenance	100	0.00	-0.01	-0.72	-0.75	-0.75	-0.75	-0.75	-0.76	-0.76	-0.76	-0.78
Kern County (Eastern Kern), CA	Ozone	Former Subpart 1	50	0.00	0.02	-1.67	-1.70	-1.70	-1.70	-1.70	-1.70	-1.70	-1.70	-1.70
Kewaunee County, WI	Ozone	Maintenance	100	0.00	0.01	-0.93	-0.94	-0.94	-0.94	-0.94	-0.94	-0.94	-0.94	-0.94
King County, WA	PM ₁₀	Maintenance	100	0.00	-0.02	-0.30	-0.32	-0.32	-0.32	-0.32	-0.32	-0.33	-0.33	-0.35
Klamath Falls, OR	CO	Maintenance	100	0.00	0.03	-2.17	-2.21	-2.21	-2.21	-2.21	-2.21	-2.21	-2.21	-2.21
Klamath Falls, OR	PM ₁₀	Maintenance	100	0.00	0.03	-2.17	-2.21	-2.21	-2.21	-2.21	-2.21	-2.21	-2.21	-2.21
Knoxville, TN	Ozone	Former Subpart 1	50	0.00	1.19	-85.84	-87.51	-87.51	-87.51	-87.51	-87.52	-87.50	-87.52	-87.50
Knoxville, TN	PM _{2.5}	Nonattainment	100	0.00	1.19	-85.84	-87.51	-87.51	-87.51	-87.51	-87.52	-87.50	-87.52	-87.50
La Porte County, IN	SO _x	Maintenance	100	0.00	0.02	-1.80	-1.84	-1.84	-1.84	-1.84	-1.84	-1.84	-1.84	-1.84
LaGrande, OR	PM ₁₀	Maintenance	100	0.00	0.00	-0.33	-0.34	-0.34	-0.34	-0.34	-0.34	-0.34	-0.34	-0.34

Table D1-21 Emission Changes <u>a/</u> by Nonattainment Area with Alternative Standards for HD Vehicles Formaldehyde 2050														
Nonattainment Area	Pollutant	Status <u>c/</u>	General Conformity Threshold <u>d/</u>	Emissions Changes for Proposed Alternatives (tons/year)										
				Alt. 1	Alt. 2	Alt. 3	Alt. 4	Alt. 6A	Alt. 5	Alt. 6 <u>b/</u>	Alt. 7	Alt. 6B	Alt. 8	
				No Action	Engine Only	Class 8 Tractors	Engines & Classes 7-8 Tractors	15% below Preferred Alternative Stringency	Engines, Classes 7-8 Tractors, & Classes 2b-3	Engines, Tractors, & Classes 2b-8	Engines, Tractors, & Trucks, & Trailers	20% above Preferred Alternative Stringency	Accelerated Hybrid Adoption	
Lake County, IN	SO _x	Maintenance	100	0.00	0.12	-8.76	-8.93	-8.93	-8.93	-8.93	-8.93	-8.93	-8.93	-8.93
Lake County, OH	SO _x	Maintenance	100	0.00	0.02	-1.18	-1.20	-1.20	-1.20	-1.20	-1.20	-1.20	-1.20	-1.20
Lake County, OR	PM ₁₀	Maintenance	100	0.00	0.00	-0.13	-0.14	-0.14	-0.14	-0.14	-0.14	-0.14	-0.14	-0.14
Lake Tahoe North Shore, CA	CO	Maintenance	100	0.00	0.01	-0.46	-0.46	-0.46	-0.46	-0.46	-0.46	-0.46	-0.46	-0.46
Lake Tahoe South Shore, CA	CO	Maintenance	100	0.00	0.02	-1.17	-1.19	-1.19	-1.19	-1.19	-1.19	-1.19	-1.19	-1.19
Lake Tahoe, NV	CO	Maintenance	100	0.00	0.00	-0.24	-0.24	-0.24	-0.24	-0.24	-0.24	-0.24	-0.24	-0.24
Lamar, CO	PM ₁₀	Maintenance	100	0.00	0.00	-0.21	-0.21	-0.21	-0.21	-0.21	-0.21	-0.21	-0.21	-0.21
Lame Deer, MT	PM ₁₀	Moderate	100	0.00	0.00	-0.05	-0.06	-0.06	-0.06	-0.06	-0.06	-0.06	-0.06	-0.06
Lancaster, PA	Ozone	Maintenance	100	0.00	0.36	-26.34	-26.85	-26.85	-26.85	-26.86	-26.85	-26.85	-26.86	-26.85
Lancaster, PA	PM _{2.5}	Nonattainment	100	0.00	0.36	-26.34	-26.85	-26.85	-26.85	-26.86	-26.85	-26.85	-26.86	-26.85
Lane County, OR	PM ₁₀	Moderate	100	0.00	0.00	-0.03	-0.03	-0.03	-0.03	-0.03	-0.03	-0.03	-0.03	-0.03
Lansing-East Lansing, MI	Ozone	Maintenance	100	0.00	0.28	-20.25	-20.64	-20.64	-20.64	-20.64	-20.64	-20.64	-20.64	-20.64
LaPorte, IN	Ozone	Maintenance	100	0.00	0.07	-5.01	-5.11	-5.11	-5.11	-5.11	-5.11	-5.11	-5.11	-5.11
Las Vegas, NV	CO	Serious	100	0.00	0.16	-11.26	-11.48	-11.48	-11.48	-11.48	-11.48	-11.48	-11.48	-11.48
Las Vegas, NV	Ozone	Former Subpart 1	50	0.00	0.16	-11.26	-11.48	-11.48	-11.48	-11.48	-11.48	-11.48	-11.48	-11.48
Lauderdale County, AL	SO _x	Maintenance	100	0.00	0.03	-2.27	-2.31	-2.31	-2.31	-2.31	-2.31	-2.31	-2.31	-2.31
Laurel Area (Yellowstone County), MT	SO _x	Nonattainment	100	0.00	0.00	-0.05	-0.05	-0.05	-0.05	-0.05	-0.05	-0.05	-0.05	-0.05
Libby, MT	PM ₁₀	Moderate	100	0.00	0.00	-0.29	-0.29	-0.29	-0.29	-0.29	-0.29	-0.29	-0.29	-0.29
Libby, MT	PM _{2.5}	Nonattainment	100	0.00	0.00	-0.29	-0.29	-0.29	-0.29	-0.29	-0.29	-0.29	-0.29	-0.29
Liberty-Clairton, PA	PM _{2.5}	Nonattainment	100	0.00	0.00	-0.21	-0.21	-0.21	-0.21	-0.21	-0.21	-0.21	-0.21	-0.21
Lima, OH	Ozone	Maintenance	100	0.00	0.06	-4.11	-4.19	-4.19	-4.19	-4.19	-4.19	-4.19	-4.19	-4.19
Longmont, CO	CO	Maintenance	100	0.00	0.03	-1.98	-2.02	-2.02	-2.02	-2.02	-2.02	-2.02	-2.02	-2.02
Lorain County, OH	SO _x	Maintenance	100	0.00	0.02	-1.44	-1.47	-1.47	-1.47	-1.47	-1.47	-1.47	-1.47	-1.47
Los Angeles South Coast Air Basin, CA	CO	Maintenance	100	0.00	14.32	-1038.59	-1058.81	-1058.81	-1058.81	-1058.81	-1058.91	-1058.75	-1058.92	-1058.79
Los Angeles South Coast Air Basin, CA	NO _x	Maintenance	100	0.00	14.32	-1038.59	-1058.81	-1058.81	-1058.81	-1058.81	-1058.91	-1058.75	-1058.92	-1058.79
Los Angeles South Coast Air Basin, CA	Ozone	Extreme	10	0.00	14.32	-1038.59	-1058.81	-1058.81	-1058.81	-1058.81	-1058.91	-1058.75	-1058.92	-1058.79
Los Angeles South Coast Air Basin, CA	PM ₁₀	Serious	70	0.00	14.32	-1038.59	-1058.81	-1058.81	-1058.81	-1058.81	-1058.91	-1058.75	-1058.92	-1058.79
Los Angeles South Coast Air Basin, CA	PM _{2.5}	Nonattainment	100	0.00	14.32	-1038.59	-1058.81	-1058.81	-1058.81	-1058.81	-1058.91	-1058.75	-1058.92	-1058.79
Los Angeles-San Bernardino Counties (western Mohave), CA	Ozone	Moderate	50	0.00	0.14	-10.09	-10.29	-10.29	-10.29	-10.29	-10.29	-10.28	-10.29	-10.28
Louisville, KY-IN	Ozone	Maintenance	100	0.00	1.14	-82.52	-84.12	-84.12	-84.12	-84.12	-84.13	-84.11	-84.13	-84.11
Louisville, KY-IN	PM _{2.5}	Nonattainment	100	0.00	1.14	-82.52	-84.12	-84.12	-84.12	-84.12	-84.13	-84.11	-84.13	-84.11
Lowell, MA	CO	Maintenance	100	0.00	0.03	-2.49	-2.54	-2.54	-2.54	-2.54	-2.54	-2.54	-2.54	-2.54
Lucas County, OH	SO _x	Maintenance	100	0.00	0.11	-8.29	-8.45	-8.45	-8.45	-8.45	-8.45	-8.45	-8.45	-8.45
Lyons Township, IL	PM ₁₀	Maintenance	100	0.00	0.03	-2.09	-2.13	-2.13	-2.13	-2.13	-2.13	-2.13	-2.13	-2.13
Macon, GA	Ozone	Maintenance	100	0.00	0.10	-6.91	-7.05	-7.05	-7.05	-7.05	-7.05	-7.05	-7.05	-7.05
Macon, GA	PM _{2.5}	Nonattainment	100	0.00	0.10	-6.91	-7.05	-7.05	-7.05	-7.05	-7.05	-7.05	-7.05	-7.05
Madison and Page Counties (Shenandoah NP), VA	Ozone	Maintenance	100	0.00	0.00	-0.06	-0.06	-0.06	-0.06	-0.06	-0.06	-0.06	-0.06	-0.06
Madison, WI	SO _x	Maintenance	100	0.00	0.13	-9.24	-9.42	-9.42	-9.42	-9.42	-9.42	-9.42	-9.42	-9.42
Mammoth Lake, CA	PM ₁₀	Moderate	100	0.00	0.00	-0.32	-0.33	-0.33	-0.33	-0.33	-0.33	-0.33	-0.33	-0.33
Manchester, NH	CO	Maintenance	100	0.00	0.02	-1.56	-1.59	-1.59	-1.59	-1.59	-1.59	-1.59	-1.59	-1.59
Manitowoc County, WI	Ozone	Former Subpart 1	50	0.00	0.07	-4.77	-4.86	-4.86	-4.86	-4.86	-4.86	-4.86	-4.86	-4.86
Marion County, IN	SO _x	Maintenance	100	0.00	0.12	-8.41	-8.58	-8.58	-8.58	-8.58	-8.58	-8.58	-8.58	-8.58
Mariposa and Tuolumne Counties (Southern Mountain), CA	Ozone	Former Subpart 1	50	0.00	0.03	-1.82	-1.86	-1.86	-1.86	-1.86	-1.86	-1.86	-1.86	-1.86

Table D1-21 Emission Changes <u>a/</u> by Nonattainment Area with Alternative Standards for HD Vehicles Formaldehyde 2050														
Nonattainment Area	Pollutant	Status <u>c/</u>	General Conformity Threshold <u>d/</u>	Emissions Changes for Proposed Alternatives (tons/year)										
				Alt. 1	Alt. 2	Alt. 3	Alt. 4	Alt. 6A	Alt. 5	Alt. 6 <u>b/</u>	Alt. 7	Alt. 6B	Alt. 8	
				No Action	Engine Only	Class 8 Tractors	Engines & Classes 7-8 Tractors	15% below Preferred Alternative Stringency	Engines, Classes 7-8 Tractors, & Classes 2b-3	Engines, Tractors, & Classes 2b-8	Engines, Tractors, & Trucks, & Trailers	20% above Preferred Alternative Stringency	Accelerated Hybrid Adoption	
Martinsburg, WV-Hagerstown, MD	PM _{2.5}	Nonattainment	100	0.00	0.13	-9.13	-9.31	-9.31	-9.31	-9.31	-9.31	-9.31	-9.31	-9.31
Mason County, MI	Ozone	Maintenance	100	0.00	0.02	-1.14	-1.17	-1.17	-1.17	-1.17	-1.17	-1.17	-1.17	-1.17
Medford, OR	CO	Maintenance	100	0.00	0.03	-2.10	-2.14	-2.14	-2.14	-2.14	-2.14	-2.14	-2.14	-2.14
Medford-Ashland, OR	PM ₁₀	Maintenance	100	0.00	0.07	-5.04	-5.14	-5.14	-5.14	-5.14	-5.14	-5.14	-5.14	-5.14
Memphis, TN-AR	Ozone	Maintenance	100	0.00	0.40	-29.66	-30.24	-30.24	-30.24	-30.24	-30.24	-30.24	-30.24	-30.24
Memphis, TN	CO	Maintenance	100	0.00	0.37	-27.15	-27.69	-27.69	-27.69	-27.69	-27.69	-27.69	-27.69	-27.69
Miami (Gila County), AZ	SO _x	Maintenance	100	0.00	0.01	-0.65	-0.66	-0.66	-0.66	-0.66	-0.66	-0.66	-0.66	-0.66
Millinocket AQCR 109, ME	SO _x	Maintenance	100	0.00	0.00	-0.16	-0.16	-0.16	-0.16	-0.16	-0.16	-0.16	-0.16	-0.16
Milwaukee, WI	SO _x	Maintenance	100	0.00	0.18	-12.76	-13.01	-13.01	-13.01	-13.01	-13.01	-13.01	-13.01	-13.01
Milwaukee-Racine, WI	Ozone	Moderate	50	0.00	0.75	-54.51	-55.57	-55.57	-55.57	-55.57	-55.56	-55.57	-55.56	-55.56
Minneapolis-St Paul, MN	CO	Maintenance	100	0.00	2.16	-166.79	-170.12	-170.14	-170.14	-170.18	-170.17	-170.23	-170.31	-170.31
Minneapolis-St Paul, MN	SO _x	Maintenance	100	0.00	2.31	-166.65	-169.89	-169.89	-169.89	-169.90	-169.87	-169.90	-169.87	-169.87
Missoula, MT	CO	Maintenance	100	0.00	0.05	-3.71	-3.78	-3.78	-3.78	-3.78	-3.78	-3.78	-3.78	-3.78
Missoula, MT	PM ₁₀	Moderate	100	0.00	0.05	-3.71	-3.78	-3.78	-3.78	-3.78	-3.78	-3.78	-3.78	-3.78
Modesto, CA	CO	Maintenance	100	0.00	0.10	-7.30	-7.44	-7.44	-7.44	-7.44	-7.44	-7.44	-7.44	-7.44
Mohave County, AZ	PM ₁₀	Maintenance	100	0.00	0.05	-3.52	-3.59	-3.59	-3.59	-3.59	-3.59	-3.59	-3.59	-3.59
Mono Basin, CA	PM ₁₀	Moderate	100	0.00	0.00	-0.04	-0.04	-0.04	-0.04	-0.04	-0.04	-0.04	-0.04	-0.04
Morenci (Greenlee County), AZ	SO _x	Maintenance	100	0.00	0.00	-0.06	-0.06	-0.06	-0.06	-0.06	-0.06	-0.06	-0.06	-0.06
Morristown, NJ	CO	Maintenance	100	0.00	0.01	-0.43	-0.44	-0.44	-0.44	-0.44	-0.44	-0.44	-0.44	-0.44
Muhlenberg County, KY	SO _x	Maintenance	100	0.00	0.01	-0.84	-0.85	-0.85	-0.85	-0.85	-0.85	-0.85	-0.85	-0.85
Muncie, IN	Ozone	Maintenance	100	0.00	0.05	-3.97	-4.05	-4.05	-4.05	-4.05	-4.05	-4.05	-4.05	-4.05
Murray County (Chattahoochee NF), GA	Ozone	Maintenance	100	0.00	0.00	-0.16	-0.17	-0.17	-0.17	-0.17	-0.17	-0.17	-0.17	-0.17
Muscatine County, IA	SO _x	Maintenance	100	0.00	0.01	-0.73	-0.74	-0.74	-0.74	-0.74	-0.74	-0.74	-0.74	-0.74
Muskegon, MI	Ozone	Maintenance	100	0.00	0.08	-5.56	-5.67	-5.67	-5.67	-5.67	-5.67	-5.67	-5.67	-5.67
Nashua, NH	CO	Maintenance	100	0.00	0.02	-1.27	-1.29	-1.29	-1.29	-1.29	-1.29	-1.29	-1.29	-1.29
Nashville, TN	Ozone	Former Subpart 1	50	0.00	0.96	-70.83	-72.22	-72.22	-72.22	-72.22	-72.23	-72.22	-72.24	-72.24
Nevada County (western part), CA	Ozone	Former Subpart 1	50	0.00	0.03	-2.18	-2.22	-2.22	-2.22	-2.22	-2.22	-2.22	-2.22	-2.22
New Haven County, CT	PM ₁₀	Maintenance	100	0.00	0.03	-2.38	-2.43	-2.43	-2.43	-2.43	-2.43	-2.43	-2.43	-2.43
New Haven-Meriden-Waterbury, CT	CO	Maintenance	100	0.00	0.15	-11.04	-11.25	-11.25	-11.25	-11.25	-11.26	-11.25	-11.26	-11.25
New Manchester-Grant Magisterial District (Hancock County), WV	SO _x	Maintenance	100	0.00	0.00	-0.12	-0.12	-0.12	-0.12	-0.12	-0.12	-0.12	-0.12	-0.12
New York County, NY	PM ₁₀	Moderate	100	0.00	0.06	-4.11	-4.19	-4.19	-4.19	-4.19	-4.19	-4.18	-4.19	-4.18
New York-N. New Jersey-Long Island, NY-NJ-CT	CO	Maintenance	100	0.00	3.76	-271.64	-276.92	-276.92	-276.92	-276.92	-276.94	-276.90	-276.94	-276.90
New York-N. New Jersey-Long Island, NY-NJ-CT	PM _{2.5}	Nonattainment	100	0.00	3.76	-271.64	-276.92	-276.92	-276.92	-276.92	-276.94	-276.90	-276.94	-276.90
New York-northern New Jersey-Long Island, NY-NJ-CT	Ozone	Moderate	50	0.00	2.53	-183.00	-186.56	-186.56	-186.56	-186.56	-186.58	-186.55	-186.58	-186.55
Nogales, AZ	PM ₁₀	Moderate	100	0.00	0.02	-1.17	-1.19	-1.19	-1.19	-1.19	-1.19	-1.19	-1.19	-1.19
Norfolk-Virginia Beach-Newport News, VA	Ozone	Maintenance	100	0.00	0.22	-16.24	-16.56	-16.56	-16.56	-16.56	-16.56	-16.56	-16.56	-16.56
Ogden, UT	CO	Maintenance	100	0.00	0.03	-1.82	-1.85	-1.85	-1.85	-1.85	-1.85	-1.85	-1.85	-1.85
Ogden, UT	PM ₁₀	Moderate	100	0.00	0.03	-1.82	-1.85	-1.85	-1.85	-1.85	-1.85	-1.85	-1.85	-1.85
Oglesby, IL	PM ₁₀	Maintenance	100	0.00	0.00	-0.07	-0.07	-0.07	-0.07	-0.07	-0.07	-0.07	-0.07	-0.07
Olmsted County, MN	PM ₁₀	Maintenance	100	0.00	0.01	-0.51	-0.52	-0.52	-0.52	-0.52	-0.52	-0.52	-0.52	-0.52
Olympia, Tumwater, Lacey, WA	PM ₁₀	Maintenance	100	0.00	0.04	-2.93	-2.99	-2.99	-2.99	-2.99	-2.99	-2.99	-2.99	-2.99
Owens Valley, CA	PM ₁₀	Serious	70	0.00	0.00	-0.09	-0.10	-0.10	-0.10	-0.10	-0.10	-0.10	-0.10	-0.10
Pagosa Springs, CO	PM ₁₀	Maintenance	100	0.00	0.00	-0.01	-0.01	-0.01	-0.01	-0.01	-0.01	-0.01	-0.01	-0.01

Table D1-21 Emission Changes <u>a/</u> by Nonattainment Area with Alternative Standards for HD Vehicles Formaldehyde 2050														
Nonattainment Area	Pollutant	Status <u>c/</u>	General Conformity Threshold <u>d/</u>	Emissions Changes for Proposed Alternatives (tons/year)										
				Alt. 1	Alt. 2	Alt. 3	Alt. 4	Alt. 6A	Alt. 5	Alt. 6 <u>b/</u>	Alt. 7	Alt. 6B	Alt. 8	
				No Action	Engine Only	Class 8 Tractors	Engines & Classes 7-8 Tractors	15% below Preferred Alternative Stringency	Engines, Classes 7-8 Tractors, & Classes 2b-3	Engines, Tractors, & Classes 2b-8	Engines, Tractors, & Trucks, & Trailers	20% above Preferred Alternative Stringency	Accelerated Hybrid Adoption	
Parkersburg-Marietta, WV-OH	Ozone	Maintenance	100	0.00	0.16	-11.40	-11.63	-11.63	-11.63	-11.63	-11.63	-11.62	-11.63	-11.62
Parkersburg-Marietta, WV-OH	PM _{2.5}	Nonattainment	100	0.00	0.16	-11.40	-11.63	-11.63	-11.63	-11.63	-11.63	-11.62	-11.63	-11.62
Payson, AZ	PM ₁₀	Maintenance	100	0.00	0.01	-0.41	-0.42	-0.42	-0.42	-0.42	-0.42	-0.42	-0.42	-0.42
Penns Grove, NJ	CO	Maintenance	100	0.00	0.00	-0.01	-0.01	-0.01	-0.01	-0.01	-0.01	-0.01	-0.01	-0.01
Peoria, IL	SO _x	Maintenance	100	0.00	0.05	-3.40	-3.47	-3.47	-3.47	-3.47	-3.47	-3.46	-3.47	-3.46
Perth Amboy, NJ	CO	Maintenance	100	0.00	0.02	-1.60	-1.64	-1.64	-1.64	-1.64	-1.64	-1.64	-1.64	-1.64
Philadelphia-Camden County, PA-NJ	CO	Maintenance	100	0.00	0.12	-8.70	-8.87	-8.87	-8.87	-8.87	-8.87	-8.87	-8.87	-8.87
Philadelphia-Wilmington, PA-NY-DE	PM _{2.5}	Nonattainment	100	0.00	0.23	-96.36	-98.88	-99.00	-99.06	-99.25	-99.36	-99.62	-99.62	-100.45
Philadelphia-Wilmington-Atlantic City, PA-NY-MD-DE	Ozone	Moderate	50	0.00	0.69	-129.51	-132.67	-132.79	-132.85	-133.05	-133.15	-133.41	-133.41	-134.24
Phoenix, AZ	CO	Maintenance	100	0.00	3.06	-221.23	-225.53	-225.53	-225.53	-225.55	-225.52	-225.55	-225.55	-225.52
Phoenix, AZ	PM ₁₀	Serious	70	0.00	3.06	-221.23	-225.53	-225.53	-225.53	-225.55	-225.52	-225.55	-225.55	-225.52
Phoenix-Mesa, AZ	Ozone	Former Subpart 1	50	0.00	1.56	-112.69	-114.88	-114.88	-114.88	-114.89	-114.87	-114.89	-114.89	-114.87
Pierce County, WA	PM ₁₀	Maintenance	100	0.00	0.00	-0.23	-0.24	-0.24	-0.24	-0.24	-0.24	-0.24	-0.24	-0.24
Pinehurst, ID	PM ₁₀	Moderate	100	0.00	0.00	-0.02	-0.02	-0.02	-0.02	-0.02	-0.02	-0.02	-0.02	-0.02
Pittsburgh, PA	CO	Maintenance	100	0.00	0.01	-0.53	-0.54	-0.54	-0.54	-0.54	-0.54	-0.54	-0.54	-0.54
Pittsburgh-Beaver Valley, PA	Ozone	Former Subpart 1	50	0.00	1.22	-88.44	-90.16	-90.16	-90.16	-90.16	-90.16	-90.15	-90.16	-90.15
Pittsburgh-Beaver Valley, PA	PM _{2.5}	Nonattainment	100	0.00	1.22	-88.44	-90.16	-90.16	-90.16	-90.16	-90.16	-90.15	-90.16	-90.15
Polk County, TN	SO _x	Maintenance	100	0.00	0.01	-0.64	-0.65	-0.65	-0.65	-0.65	-0.65	-0.65	-0.65	-0.65
Polson, MT	PM ₁₀	Moderate	100	0.00	0.00	-0.11	-0.11	-0.11	-0.11	-0.11	-0.11	-0.11	-0.11	-0.11
Portland, ME	Ozone	Maintenance	100	0.00	0.28	-19.92	-20.31	-20.31	-20.31	-20.31	-20.31	-20.31	-20.31	-20.31
Portland, OR	CO	Maintenance	100	0.00	0.31	-23.08	-23.53	-23.53	-23.53	-23.53	-23.53	-23.54	-23.53	-23.54
Portneuf Valley, ID	PM ₁₀	Maintenance	100	0.00	0.01	-1.02	-1.04	-1.04	-1.04	-1.04	-1.04	-1.04	-1.04	-1.04
Poughkeepsie, NY	Ozone	Moderate	50	0.00	0.26	-19.16	-19.53	-19.53	-19.53	-19.53	-19.53	-19.53	-19.53	-19.53
Presque Isle, ME	PM ₁₀	Maintenance	100	0.00	0.00	-0.27	-0.27	-0.27	-0.27	-0.27	-0.27	-0.27	-0.27	-0.27
Providence (entire State), RI	Ozone	Moderate	50	0.00	0.12	-8.55	-8.72	-8.72	-8.72	-8.72	-8.72	-8.71	-8.72	-8.71
Provo, UT	CO	Maintenance	100	0.00	0.04	-2.60	-2.65	-2.65	-2.65	-2.65	-2.65	-2.65	-2.65	-2.65
Raleigh-Durham, NC	CO	Maintenance	100	0.00	0.51	-37.13	-37.85	-37.85	-37.85	-37.85	-37.86	-37.85	-37.86	-37.85
Raleigh-Durham-Chapel Hill, NC	Ozone	Maintenance	100	0.00	0.78	-56.61	-57.71	-57.71	-57.71	-57.71	-57.71	-57.71	-57.71	-57.71
Ramsey County, MN	PM ₁₀	Maintenance	100	0.00	0.00	-0.05	-0.05	-0.05	-0.05	-0.05	-0.05	-0.05	-0.05	-0.05
Reading, PA	Ozone	Maintenance	100	0.00	0.29	-21.20	-21.61	-21.61	-21.61	-21.61	-21.61	-21.61	-21.61	-21.61
Reading, PA	PM _{2.5}	Nonattainment	100	0.00	0.29	-21.20	-21.61	-21.61	-21.61	-21.61	-21.61	-21.61	-21.61	-21.61
Reno, NV	CO	Maintenance	100	0.00	0.05	-3.49	-3.56	-3.56	-3.56	-3.56	-3.56	-3.56	-3.56	-3.56
Rhineland (Oneida County), WI	SO _x	Maintenance	100	0.00	0.00	-0.05	-0.05	-0.05	-0.05	-0.05	-0.05	-0.05	-0.05	-0.05
Richmond-Petersburg, VA	Ozone	Maintenance	100	0.00	0.23	-16.45	-16.77	-16.77	-16.77	-16.77	-16.77	-16.76	-16.77	-16.76
Rillito, AZ	PM ₁₀	Moderate	100	0.00	0.01	-1.01	-1.03	-1.03	-1.03	-1.03	-1.03	-1.03	-1.03	-1.03
Riverside County (Coachella Valley), CA	Ozone	Severe	25	0.00	0.15	-10.54	-10.75	-10.75	-10.75	-10.75	-10.75	-10.75	-10.75	-10.75
Roanoke, VA	Ozone	Former Subpart 1	50	0.00	0.10	-7.53	-7.68	-7.68	-7.68	-7.68	-7.68	-7.68	-7.68	-7.68
Rochester (Olmsted County), MN	SO _x	Maintenance	100	0.00	0.03	-2.35	-2.39	-2.39	-2.39	-2.39	-2.39	-2.39	-2.39	-2.39
Rochester, NY	Ozone	Former Subpart 1	50	0.00	0.26	-18.58	-18.94	-18.94	-18.94	-18.94	-18.94	-18.94	-18.94	-18.94
Rocky Mount, NC	Ozone	Maintenance	100	0.00	0.07	-5.39	-5.50	-5.50	-5.50	-5.50	-5.50	-5.50	-5.50	-5.50
Rome, GA	PM _{2.5}	Nonattainment	100	0.00	0.03	-2.42	-2.47	-2.47	-2.47	-2.47	-2.47	-2.47	-2.47	-2.47
Ronan, MT	PM ₁₀	Moderate	100	0.00	0.00	-0.04	-0.04	-0.04	-0.04	-0.04	-0.04	-0.04	-0.04	-0.04
Rothschild, Rib Mountain, Weston (Marathon County), WI	SO _x	Maintenance	100	0.00	0.00	-0.09	-0.09	-0.09	-0.09	-0.09	-0.09	-0.09	-0.09	-0.09

Table D1-21 Emission Changes <u>a/</u> by Nonattainment Area with Alternative Standards for HD Vehicles Formaldehyde 2050														
Nonattainment Area	Pollutant	Status <u>c/</u>	General Conformity Threshold <u>d/</u>	Emissions Changes for Proposed Alternatives (tons/year)										
				Alt. 1	Alt. 2	Alt. 3	Alt. 4	Alt. 6A	Alt. 5	Alt. 6 <u>b/</u>	Alt. 7	Alt. 6B	Alt. 8	
				No Action	Engine Only	Class 8 Tractors	Engines & Classes 7-8 Tractors	15% below Preferred Alternative Stringency	Engines, Classes 7-8 Tractors, & Classes 2b-3	Engines, Tractors, & Classes 2b-8	Engines, Tractors, & Trucks, & Trailers	20% above Preferred Alternative Stringency	Accelerated Hybrid Adoption	
Sacramento County, CA	PM ₁₀	Moderate	100	0.00	0.42	-30.60	-31.19	-31.19	-31.19	-31.19	-31.19	-31.19	-31.19	-31.19
Sacramento Metro, CA	Ozone	Severe	25	0.00	0.75	-54.34	-55.40	-55.40	-55.40	-55.40	-55.40	-55.40	-55.40	-55.40
Sacramento, CA	CO	Maintenance	100	0.00	0.45	-32.61	-33.25	-33.25	-33.25	-33.25	-33.25	-33.25	-33.25	-33.25
Salem, OR	CO	Maintenance	100	0.00	0.04	-2.75	-2.81	-2.81	-2.81	-2.81	-2.81	-2.81	-2.81	-2.81
Salt Lake City, UT	CO	Maintenance	100	0.00	0.04	-3.26	-3.33	-3.33	-3.33	-3.33	-3.33	-3.33	-3.34	-3.34
Salt Lake County, UT	PM ₁₀	Moderate	100	0.00	0.42	-31.24	-31.85	-31.85	-31.85	-31.85	-31.85	-31.85	-31.86	-31.86
Salt Lake County, UT	SO _x	Nonattainment	100	0.00	0.43	-31.23	-31.84	-31.84	-31.84	-31.84	-31.84	-31.83	-31.84	-31.83
San Antonio, TX	Ozone	Former Subpart 1	50	0.00	0.60	-43.54	-44.39	-44.39	-44.39	-44.39	-44.39	-44.39	-44.39	-44.39
San Bernardino County, CA	PM ₁₀	Moderate	100	0.00	0.09	-6.62	-6.75	-6.75	-6.75	-6.75	-6.75	-6.75	-6.75	-6.75
San Diego, CA	CO	Maintenance	100	0.00	1.57	-113.22	-115.42	-115.42	-115.42	-115.42	-115.43	-115.41	-115.43	-115.41
San Diego, CA	Ozone	Former Subpart 1	50	0.00	1.57	-113.22	-115.42	-115.42	-115.42	-115.42	-115.43	-115.41	-115.43	-115.41
San Francisco Bay Area, CA	Ozone	Marginal	50	0.00	-0.19	-86.65	-89.14	-89.29	-89.37	-89.60	-89.74	-90.06	-91.11	-91.11
San Francisco-Oakland-San Jose, CA	CO	Maintenance	100	0.00	0.05	-103.85	-106.68	-106.83	-106.90	-107.14	-107.28	-107.60	-108.64	-108.64
San Joaquin Valley, CA	Ozone	Extreme	10	0.00	4.30	-313.74	-319.86	-319.86	-319.86	-319.90	-319.85	-319.91	-319.89	-319.89
San Joaquin Valley, CA	PM ₁₀	Maintenance	100	0.00	4.30	-313.74	-319.86	-319.86	-319.86	-319.90	-319.85	-319.91	-319.89	-319.89
San Joaquin Valley, CA	PM _{2.5}	Nonattainment	100	0.00	4.30	-313.74	-319.86	-319.86	-319.86	-319.90	-319.85	-319.91	-319.89	-319.89
San Manuel (Pinal County), AZ	SO _x	Maintenance	100	0.00	0.01	-0.94	-0.96	-0.96	-0.96	-0.96	-0.96	-0.96	-0.96	-0.96
Sanders County (part);Thompson Falls and vicinity, MT	PM ₁₀	Moderate	100	0.00	0.00	-0.02	-0.02	-0.02	-0.02	-0.02	-0.02	-0.02	-0.02	-0.02
Scranton-Wilkes Barre, PA	Ozone	Maintenance	100	0.00	0.31	-22.77	-23.21	-23.21	-23.21	-23.21	-23.21	-23.21	-23.21	-23.21
Seattle-Tacoma, WA	CO	Maintenance	100	0.00	1.05	-77.72	-79.24	-79.24	-79.24	-79.25	-79.24	-79.26	-79.27	-79.27
Sheboygan, WI	Ozone	Moderate	50	0.00	0.07	-5.05	-5.15	-5.15	-5.15	-5.15	-5.15	-5.15	-5.15	-5.15
Sheridan, WY	PM ₁₀	Moderate	100	0.00	0.01	-0.58	-0.60	-0.60	-0.60	-0.60	-0.60	-0.60	-0.60	-0.60
Shoshone County, ID	PM ₁₀	Moderate	100	0.00	0.00	0.00	0.00	0.00	0.00	0.00	0.00	0.00	0.00	0.00
Somerville, NJ	CO	Maintenance	100	0.00	0.00	-0.21	-0.21	-0.21	-0.21	-0.21	-0.21	-0.21	-0.21	-0.21
South Bend-Elkhart, IN	Ozone	Maintenance	100	0.00	0.20	-14.31	-14.59	-14.59	-14.59	-14.59	-14.59	-14.59	-14.59	-14.59
Southeast Chicago, IL	PM ₁₀	Maintenance	100	0.00	0.07	-4.89	-4.98	-4.98	-4.98	-4.98	-4.98	-4.98	-4.98	-4.98
Spokane County, WA	PM ₁₀	Maintenance	100	0.00	0.11	-7.67	-7.82	-7.82	-7.82	-7.82	-7.82	-7.82	-7.82	-7.82
Spokane, WA	CO	Maintenance	100	0.00	0.10	-7.58	-7.73	-7.73	-7.73	-7.73	-7.73	-7.73	-7.73	-7.73
Springfield (western MA), MA	Ozone	Moderate	50	0.00	0.33	-23.75	-24.21	-24.21	-24.21	-24.22	-24.21	-24.22	-24.21	-24.21
Springfield, MA	CO	Maintenance	100	0.00	0.05	-3.63	-3.70	-3.70	-3.70	-3.70	-3.70	-3.70	-3.70	-3.70
St Louis, MO	CO	Maintenance	100	0.00	0.40	-28.66	-29.22	-29.22	-29.22	-29.22	-29.22	-29.22	-29.22	-29.22
St Louis, MO-IL	Ozone	Moderate	50	0.00	1.41	-101.89	-103.87	-103.87	-103.87	-103.88	-103.86	-103.88	-103.86	-103.86
St. Louis, MO-IL	PM _{2.5}	Nonattainment	100	0.00	1.40	-101.21	-103.18	-103.18	-103.18	-103.19	-103.17	-103.19	-103.17	-103.17
State College, PA	Ozone	Maintenance	100	0.00	0.11	-8.00	-8.16	-8.16	-8.16	-8.16	-8.16	-8.16	-8.16	-8.16
Steamboat Springs, CO	PM ₁₀	Maintenance	100	0.00	0.01	-0.55	-0.56	-0.56	-0.56	-0.56	-0.56	-0.56	-0.56	-0.56
Steubenville & Mingo Junction, OH	SO _x	Maintenance	100	0.00	0.02	-1.24	-1.27	-1.27	-1.27	-1.27	-1.27	-1.27	-1.27	-1.27
Steubenville-Weirton, OH-WV	Ozone	Maintenance	100	0.00	0.07	-4.80	-4.90	-4.90	-4.90	-4.90	-4.89	-4.90	-4.89	-4.89
Steubenville-Weirton, OH-WV	PM _{2.5}	Nonattainment	100	0.00	0.07	-4.80	-4.90	-4.90	-4.90	-4.90	-4.89	-4.90	-4.89	-4.89
Stockton, CA	CO	Maintenance	100	0.00	0.14	-10.19	-10.39	-10.39	-10.39	-10.39	-10.39	-10.39	-10.39	-10.39
Sutter County (Sutter Buttes), CA	Ozone	Former Subpart 1	50	0.00	0.00	0.00	0.00	0.00	0.00	0.00	0.00	0.00	0.00	0.00
Syracuse, NY	CO	Maintenance	100	0.00	0.10	-7.44	-7.59	-7.59	-7.59	-7.59	-7.59	-7.59	-7.59	-7.59
Telluride, CO	PM ₁₀	Maintenance	100	0.00	0.00	-0.06	-0.06	-0.06	-0.06	-0.06	-0.06	-0.06	-0.06	-0.06
Terre Haute, IN	Ozone	Maintenance	100	0.00	0.05	-3.76	-3.84	-3.84	-3.84	-3.84	-3.84	-3.84	-3.84	-3.84

Table D1-21
Emission Changes ^{a/} by Nonattainment Area with Alternative Standards for HD Vehicles
Formaldehyde 2050

Nonattainment Area	Pollutant	Status ^{c/}	General Conformity Threshold ^{d/}	Emissions Changes for Proposed Alternatives (tons/year)										
				Alt. 1	Alt. 2	Alt. 3	Alt. 4	Alt. 6A	Alt. 5	Alt. 6 ^{b/}	Alt. 7	Alt. 6B	Alt. 8	
				No Action	Engine Only	Class 8 Tractors	Engines & Classes 7-8 Tractors	15% below Preferred Alternative Stringency	Engines, Classes 7-8 Tractors, & Classes 2b-3	Engines, Tractors, & Classes 2b-8	Engines, Tractors, & Trailers	20% above Preferred Alternative Stringency	Accelerated Hybrid Adoption	
Tioga County, PA	Ozone	Maintenance	100	0.00	0.02	-1.69	-1.73	-1.73	-1.73	-1.73	-1.73	-1.73	-1.73	-1.73
Toledo, OH	Ozone	Maintenance	100	0.00	0.26	-18.47	-18.82	-18.82	-18.82	-18.82	-18.82	-18.82	-18.82	-18.82
Toms River, NJ	CO	Maintenance	100	0.00	0.01	-0.89	-0.91	-0.91	-0.91	-0.91	-0.91	-0.91	-0.91	-0.91
Tooele County, UT	SO _x	Nonattainment	100	0.00	0.04	-2.62	-2.67	-2.67	-2.67	-2.67	-2.67	-2.67	-2.67	-2.67
Trenton, NJ	CO	Maintenance	100	0.00	0.03	-2.29	-2.33	-2.33	-2.33	-2.33	-2.33	-2.33	-2.33	-2.33
Trona, CA	PM ₁₀	Moderate	100	0.00	0.00	-0.05	-0.05	-0.05	-0.05	-0.05	-0.05	-0.05	-0.05	-0.05
Tucson, AZ	CO	Maintenance	100	0.00	0.26	-18.86	-19.23	-19.23	-19.23	-19.23	-19.23	-19.23	-19.23	-19.23
Utah County, UT	PM ₁₀	Moderate	100	0.00	0.10	-7.47	-7.61	-7.61	-7.61	-7.61	-7.61	-7.61	-7.61	-7.61
Vancouver, WA	CO	Maintenance	100	0.00	0.11	-8.74	-8.92	-8.92	-8.92	-8.92	-8.92	-8.92	-8.92	-8.92
Ventura County, CA	Ozone	Serious	50	0.00	0.16	-11.78	-12.01	-12.01	-12.01	-12.01	-12.01	-12.01	-12.01	-12.01
Vermillion County, IN	PM ₁₀	Maintenance	100	0.00	0.00	-0.31	-0.31	-0.31	-0.31	-0.31	-0.31	-0.31	-0.31	-0.31
Vigo County, IN	SO _x	Maintenance	100	0.00	0.05	-3.76	-3.84	-3.84	-3.84	-3.84	-3.84	-3.84	-3.84	-3.84
Wallula, WA	PM ₁₀	Maintenance	100	0.00	0.00	0.00	0.00	0.00	0.00	0.00	0.00	0.00	0.00	0.00
Waltham, MA	CO	Maintenance	100	0.00	0.02	-1.13	-1.15	-1.15	-1.15	-1.15	-1.15	-1.15	-1.15	-1.15
Warren County, NJ	SO _x	Maintenance	100	0.00	0.02	-1.18	-1.20	-1.20	-1.20	-1.20	-1.20	-1.20	-1.20	-1.20
Warren County, PA	SO _x	Nonattainment	100	0.00	0.01	-0.37	-0.38	-0.38	-0.38	-0.38	-0.38	-0.38	-0.38	-0.38
Washington County (Hagerstown), MD	Ozone	Former Subpart 1	50	0.00	0.05	-3.73	-3.80	-3.80	-3.80	-3.80	-3.80	-3.80	-3.80	-3.80
Washington, DC-MD-VA	CO	Maintenance	100	0.00	2.16	-156.49	-159.53	-159.53	-159.53	-159.53	-159.54	-159.52	-159.54	-159.52
Washington, DC-MD-VA	Ozone	Moderate	50	0.00	2.16	-156.49	-159.53	-159.53	-159.53	-159.53	-159.54	-159.52	-159.54	-159.52
Washington, DC-MD-VA	PM _{2.5}	Nonattainment	100	0.00	2.16	-156.49	-159.53	-159.53	-159.53	-159.53	-159.54	-159.52	-159.54	-159.52
Washoe County, NV	PM ₁₀	Serious	70	0.00	0.05	-3.49	-3.56	-3.56	-3.56	-3.56	-3.56	-3.56	-3.56	-3.56
Waterford Township (Washington County), OH	SO _x	Maintenance	100	0.00	0.00	-0.19	-0.20	-0.20	-0.20	-0.20	-0.20	-0.20	-0.20	-0.20
Wayne County, IN	SO _x	Maintenance	100	0.00	0.03	-2.50	-2.55	-2.55	-2.55	-2.55	-2.55	-2.55	-2.55	-2.55
Wayne County, MI	PM ₁₀	Maintenance	100	0.00	0.06	-4.33	-4.42	-4.42	-4.42	-4.42	-4.42	-4.42	-4.42	-4.42
Weirton, WV	PM ₁₀	Maintenance	100	0.00	0.00	-0.36	-0.37	-0.37	-0.37	-0.37	-0.37	-0.37	-0.37	-0.37
Weirton, WV	SO _x	Maintenance	100	0.00	0.00	-0.36	-0.37	-0.37	-0.37	-0.37	-0.37	-0.37	-0.37	-0.37
Wheeling, WV-OH	Ozone	Maintenance	100	0.00	0.16	-11.59	-11.81	-11.81	-11.81	-11.81	-11.81	-11.81	-11.81	-11.81
Wheeling, WV-OH	PM _{2.5}	Nonattainment	100	0.00	0.16	-11.59	-11.81	-11.81	-11.81	-11.81	-11.81	-11.81	-11.81	-11.81
Winston-Salem, NC	CO	Maintenance	100	0.00	0.15	-10.75	-10.96	-10.96	-10.96	-10.96	-10.96	-10.96	-10.96	-10.96
Worcester, MA	CO	Maintenance	100	0.00	0.08	-5.80	-5.92	-5.92	-5.92	-5.92	-5.92	-5.92	-5.92	-5.92
Yakima County, WA	PM ₁₀	Maintenance	100	0.00	0.03	-2.32	-2.36	-2.36	-2.36	-2.36	-2.36	-2.36	-2.36	-2.36
Yakima, WA	CO	Maintenance	100	0.00	0.02	-1.10	-1.12	-1.12	-1.12	-1.12	-1.12	-1.12	-1.12	-1.12
York, PA	Ozone	Maintenance	100	0.00	0.30	-21.45	-21.87	-21.87	-21.87	-21.87	-21.87	-21.87	-21.87	-21.87
York, PA	PM _{2.5}	Nonattainment	100	0.00	0.30	-21.45	-21.87	-21.87	-21.87	-21.87	-21.87	-21.87	-21.87	-21.87
Youngstown-Warren-Sharon, OH-PA	Ozone	Maintenance	100	0.00	0.31	-22.72	-23.16	-23.16	-23.16	-23.16	-23.16	-23.16	-23.16	-23.16
Yuma, AZ	PM ₁₀	Moderate	100	0.00	0.07	-5.38	-5.48	-5.48	-5.48	-5.48	-5.48	-5.48	-5.48	-5.48

^{a/} Negative emissions changes indicate reductions; positive emissions changes are increases. Values of less than 0.005 tons/year are rounded to zero.

^{b/} Preferred Alternative

^{c/} Pollutants for which the area is designated nonattainment or maintenance as of 2010. Source: 40 CFR 81.

^{d/} Emissions thresholds in tons/year of: CO in CO maintenance and nonattainment areas; VOC or NO_x in ozone maintenance and nonattainment areas; primary PM_{2.5} in PM_{2.5} maintenance and nonattainment areas; primary PM₁₀ in PM₁₀ maintenance and nonattainment areas; and SO₂ in SO₂ maintenance and nonattainment areas. Source: 40 CFR § 93.153. These thresholds are provided for information only; a general conformity determination is not required for the proposed actions. (See section 3.3.1.)

Source: EPA (U.S. Environmental Protection Agency). 2010. The Green Book Nonattainment Areas. Washington, District of Columbia. Last Revised: June 16, 2010. U.S. Environmental Protection Agency. Available: <http://www.epa.gov/oaqps001/greenbk/>. Accessed: August 6, 2010.

Nonattainment Area	Pollutant	Status <i>c/</i>	General Conformity Threshold <i>d/</i>	Emissions Changes for Proposed Alternatives (tons/year)									
				Alt. 1	Alt. 2	Alt. 3	Alt. 4	Alt. 6A	Alt. 5	Alt. 6 <i>b/</i>	Alt. 7	Alt. 6B	Alt. 8
				No Action	Engine Only	Class 8 Tractors	Engines & Classes 7-8 Tractors	15% below Preferred Alternative Stringency	Engines, Classes 7-8 Tractors, & Classes 2b-3	Engines, Tractors, & Classes 2b-8	Engines, Tractors, Trucks, & Trailers	20% above Preferred Alternative Stringency	Accelerated Hybrid Adoption
Addison Township (Gallia County), OH	SO _x	Maintenance	100	0.00	0.01	-0.59	-0.60	-0.48	-0.60	-0.60	-0.61	-0.61	-0.61
Ajo (Pima County), AZ	PM ₁₀	Moderate	100	0.00	0.06	-2.44	-2.48	-1.99	-2.47	-2.48	-2.52	-2.48	-2.52
Ajo (Pima County), AZ	SO _x	Maintenance	100	0.00	0.02	-2.50	-2.57	-2.07	-2.56	-2.57	-2.62	-2.59	-2.64
Albany-Schenectady-Troy, NY	Ozone	Former Subpart 1	50	0.00	8.82	-370.90	-377.14	-302.72	-376.06	-377.23	-382.86	-377.24	-382.87
Albuquerque, NM	CO	Maintenance	100	0.00	4.11	-171.98	-174.87	-140.36	-174.37	-174.91	-177.52	-174.91	-177.52
Allegan County, MI	Ozone	Former Subpart 1	50	0.00	0.98	-41.11	-41.80	-33.55	-41.68	-41.80	-42.43	-41.80	-42.43
Allentown-Bethlehem-Easton, PA	Ozone	Maintenance	100	0.00	4.09	-172.51	-175.42	-140.81	-174.92	-175.46	-178.08	-175.47	-178.10
Altoona, PA	Ozone	Maintenance	100	0.00	0.73	-30.59	-31.10	-24.96	-31.01	-31.11	-31.57	-31.11	-31.57
Amador and Calveras Counties (Central Mountain), CA	Ozone	Former Subpart 1	50	0.00	1.04	-43.67	-44.41	-35.64	-44.28	-44.42	-45.08	-44.42	-45.08
Anchorage, AK	CO	Maintenance	100	0.00	0.96	-40.03	-40.70	-32.67	-40.59	-40.71	-41.32	-40.71	-41.32
Anthony, NM	PM ₁₀	Moderate	100	0.00	0.03	-2.26	-2.32	-1.87	-2.31	-2.32	-2.36	-2.33	-2.37
Armstrong County, PA	SO _x	Nonattainment	100	0.00	0.03	-1.43	-1.45	-1.17	-1.45	-1.45	-1.47	-1.45	-1.47
Aspen, CO	PM ₁₀	Maintenance	100	0.00	0.05	-2.00	-2.03	-1.63	-2.03	-2.03	-2.06	-2.03	-2.06
Atlanta, GA	Ozone	Moderate	50	0.00	91.01	-3813.15	-3877.21	-3112.00	-3866.03	-3878.06	-3935.87	-3878.08	-3935.90
Atlanta, GA	PM _{2.5}	Nonattainment	100	0.00	91.01	-3813.15	-3877.21	-3112.00	-3866.03	-3878.06	-3935.87	-3878.08	-3935.90
Atlantic City, NJ	CO	Maintenance	100	0.00	0.36	-15.20	-15.46	-12.41	-15.41	-15.46	-15.69	-15.46	-15.69
Bakersfield, CA	CO	Maintenance	100	0.00	0.76	-129.41	-132.76	-107.40	-132.48	-133.23	-135.59	-134.11	-136.75
Baltimore, MD	CO	Maintenance	100	0.00	40.99	-1720.12	-1749.05	-1403.88	-1744.01	-1749.45	-1775.54	-1749.48	-1775.58
Baltimore, MD	Ozone	Moderate	50	0.00	40.97	-1720.14	-1749.08	-1403.91	-1744.04	-1749.48	-1775.57	-1749.51	-1775.62
Baltimore, MD	PM _{2.5}	Nonattainment	100	0.00	40.97	-1720.14	-1749.08	-1403.91	-1744.04	-1749.48	-1775.57	-1749.51	-1775.62
Baton Rouge, LA	Ozone	Moderate	50	0.00	-61.39	-307.83	-347.76	-303.81	-349.80	-360.76	-377.29	-386.63	-411.30
Beaumont-Port Arthur, TX	Ozone	Moderate	50	0.00	-68.14	-225.10	-266.05	-239.95	-268.54	-279.94	-296.03	-307.60	-332.40
Benton County, TN	SO _x	Maintenance	100	0.00	0.01	-0.34	-0.35	-0.28	-0.35	-0.35	-0.35	-0.35	-0.35
Benton Harbor, MI	Ozone	Maintenance	100	0.00	1.27	-54.55	-55.49	-44.55	-55.33	-55.50	-56.34	-55.52	-56.35
Benzie County, MI	Ozone	Maintenance	100	0.00	0.15	-6.29	-6.40	-5.13	-6.38	-6.40	-6.49	-6.40	-6.49
Berkeley and Jefferson Counties, WV	Ozone	Maintenance	100	0.00	1.00	-42.04	-42.75	-34.31	-42.62	-42.75	-43.39	-42.75	-43.39
Billings, MT	CO	Maintenance	100	0.00	-21.57	-54.54	-67.02	-62.01	-67.84	-71.34	-76.11	-79.94	-87.42
Birmingham, AL	Ozone	Maintenance	100	0.00	13.04	-601.75	-612.53	-492.12	-610.83	-612.92	-622.27	-613.42	-622.93
Birmingham, AL	PM _{2.5}	Nonattainment	100	0.00	13.04	-601.75	-612.53	-492.12	-610.83	-612.92	-622.27	-613.42	-622.93
Boise-Northern Ada County, ID	CO	Maintenance	100	0.00	4.39	-185.48	-188.62	-151.41	-188.08	-188.67	-191.49	-188.68	-191.50
Boise-Northern Ada County, ID	PM ₁₀	Maintenance	100	0.00	4.39	-185.48	-188.62	-151.41	-188.08	-188.67	-191.49	-188.68	-191.50
Bonner County (Sandpoint), ID	PM ₁₀	Moderate	100	0.00	0.11	-4.60	-4.68	-3.76	-4.67	-4.68	-4.75	-4.68	-4.75
Boston, MA	CO	Maintenance	100	0.00	5.96	-249.61	-253.80	-203.71	-253.07	-253.86	-257.64	-253.86	-257.64
Boston-Lawrence-Worcester (eastern MA), MA	Ozone	Moderate	50	0.00	35.27	-1483.07	-1508.05	-1210.46	-1503.71	-1508.40	-1530.91	-1508.45	-1530.98
Boston-Manchester-Portsmouth (southeast NH), NH	Ozone	Moderate	50	0.00	4.46	-186.62	-189.76	-152.30	-189.21	-189.80	-192.63	-189.80	-192.63
Boyd County (part), KY	SO _x	Maintenance	100	0.00	0.07	-2.90	-2.95	-2.37	-2.94	-2.95	-2.99	-2.95	-2.99
Buffalo-Niagara Falls, NY	Ozone	Former Subpart 1	50	0.00	8.10	-339.33	-345.03	-276.93	-344.04	-345.11	-350.25	-345.11	-350.25
Burlington, NJ	CO	Maintenance	100	0.00	0.06	-2.57	-2.62	-2.10	-2.61	-2.62	-2.65	-2.62	-2.65
Butte, MT	PM ₁₀	Moderate	100	0.00	0.15	-6.37	-6.47	-5.20	-6.46	-6.48	-6.57	-6.48	-6.57
Canon City, CO	PM ₁₀	Maintenance	100	0.00	0.13	-5.43	-5.53	-4.44	-5.51	-5.53	-5.61	-5.53	-5.61
Canton-Massillon, OH	Ozone	Maintenance	100	0.00	-3.33	-186.18	-193.24	-157.89	-193.03	-194.74	-198.91	-197.67	-202.75
Canton-Massillon, OH	PM _{2.5}	Nonattainment	100	0.00	-3.33	-186.18	-193.24	-157.89	-193.03	-194.74	-198.91	-197.67	-202.75
Case County, MI	Ozone	Maintenance	100	0.00	0.28	-12.91	-13.15	-10.56	-13.11	-13.16	-13.36	-13.17	-13.37

Table D1-22 Emission Changes <u>a</u> / by Nonattainment Area with Alternative Standards for HD Vehicles Oxides of Nitrogen (NO _x) 2018														
Nonattainment Area	Pollutant	Status <u>c</u> /	General Conformity Threshold <u>d</u> /	Emissions Changes for Proposed Alternatives (tons/year)										
				Alt. 1	Alt. 2	Alt. 3	Alt. 4	Alt. 6A	Alt. 5	Alt. 6 <u>b</u> /	Alt. 7	Alt. 6B	Alt. 8	
				No Action	Engine Only	Class 8 Tractors	Engines & Classes 7-8 Tractors	15% below Preferred Alternative Stringency	Engines, Classes 7-8 Tractors, & Classes 2b-3	Engines, Tractors, & Classes 2b-8	Engines, Tractors, & Truck, & Trailers	20% above Preferred Alternative Stringency	Accelerated Hybrid Adoption	
Center Township (Morgan County), OH	SO _x	Maintenance	100	0.00	0.00	-0.19	-0.20	-0.16	-0.20	-0.20	-0.20	-0.20	-0.20	-0.20
Central Steptoe Valley (White Pine County), NV	SO _x	Maintenance	100	0.00	0.05	-1.95	-1.99	-1.59	-1.98	-1.99	-2.02	-1.99	-2.02	-2.02
Charleston, WV	Ozone	Maintenance	100	0.00	3.98	-166.64	-169.44	-135.99	-168.95	-169.47	-172.00	-169.47	-172.00	-172.00
Charleston, WV	PM _{2.5}	Nonattainment	100	0.00	3.98	-166.64	-169.44	-135.99	-168.95	-169.47	-172.00	-169.47	-172.00	-172.00
Charlotte, NC	CO	Maintenance	100	0.00	4.99	-208.82	-212.33	-170.42	-211.72	-212.38	-215.54	-212.38	-215.54	-215.54
Charlotte-Gastonia-Rock Hill, NC-SC	Ozone	Moderate	50	0.00	11.22	-469.82	-477.71	-383.43	-476.33	-477.81	-484.94	-477.81	-484.94	-484.94
Chattanooga, TN-GA-AL	PM _{2.5}	Nonattainment	100	0.00	3.83	-160.68	-163.38	-131.14	-162.91	-163.42	-165.86	-163.42	-165.86	-165.86
Chattanooga, TN-GA	Ozone	Former Subpart 1	50	0.00	3.47	-145.71	-148.16	-118.92	-147.73	-148.19	-150.40	-148.19	-150.41	-150.41
Chicago-Gary-Lake County, IL-IN	Ozone	Moderate	50	0.00	-23.40	-4321.96	-4458.55	-3624.06	-4451.31	-4483.34	-4570.70	-4530.98	-4633.33	-4633.33
Chicago-Gary-Lake County, IL-IN	PM _{2.5}	Nonattainment	100	0.00	-23.40	-4321.96	-4458.55	-3624.06	-4451.31	-4483.34	-4570.70	-4530.98	-4633.33	-4633.33
Chico, CA	CO	Maintenance	100	0.00	2.32	-97.25	-98.88	-79.36	-98.59	-98.90	-100.38	-98.90	-100.38	-100.38
Chico, CA	Ozone	Former Subpart 1	50	0.00	2.32	-97.25	-98.88	-79.36	-98.59	-98.90	-100.38	-98.90	-100.38	-100.38
Cincinnati-Hamilton, OH-KY-IN	Ozone	Former Subpart 1	50	0.00	26.96	-1129.24	-1148.20	-921.59	-1144.89	-1148.45	-1165.57	-1148.45	-1165.57	-1165.57
Cincinnati-Hamilton, OH-KY-IN	PM _{2.5}	Nonattainment	100	0.00	26.96	-1129.24	-1148.20	-921.59	-1144.89	-1148.45	-1165.57	-1148.45	-1165.57	-1165.57
Clairton & 4 Boroughs, PA	PM ₁₀	Maintenance	100	0.00	0.05	-4.34	-4.44	-3.59	-4.43	-4.45	-4.53	-4.47	-4.56	-4.56
Clark County, NV	PM ₁₀	Serious	70	0.00	9.93	-415.72	-422.70	-339.27	-421.48	-422.79	-429.09	-422.79	-429.09	-429.09
Clarksville-Hopkinsville, TN-KY	Ozone	Maintenance	100	0.00	1.77	-74.09	-75.34	-60.47	-75.12	-75.36	-76.48	-75.36	-76.48	-76.48
Clearfield and Indiana Counties, PA	Ozone	Maintenance	100	0.00	1.27	-53.04	-53.94	-43.29	-53.78	-53.95	-54.75	-53.95	-54.75	-54.75
Cleveland, OH	CO	Maintenance	100	0.00	6.77	-283.34	-288.10	-231.24	-287.27	-288.16	-292.45	-288.16	-292.45	-292.45
Cleveland-Akron-Lorain, OH	Ozone	Maintenance	100	0.00	34.87	-1460.27	-1484.79	-1191.75	-1480.51	-1485.12	-1507.25	-1485.12	-1507.25	-1507.25
Cleveland-Akron-Lorain, OH	PM _{2.5}	Nonattainment	100	0.00	34.87	-1460.27	-1484.79	-1191.75	-1480.51	-1485.12	-1507.25	-1485.12	-1507.25	-1507.25
Coachella Valley, CA	PM ₁₀	Serious	70	0.00	4.11	-173.14	-176.06	-141.32	-175.55	-176.10	-178.73	-176.11	-178.74	-178.74
Colbert County, AL	SO _x	Maintenance	100	0.00	0.43	-18.10	-18.41	-14.77	-18.35	-18.41	-18.68	-18.41	-18.68	-18.68
Colorado Springs, CO	CO	Maintenance	100	0.00	3.89	-166.44	-169.28	-135.90	-168.80	-169.34	-171.87	-169.37	-171.92	-171.92
Columbia Falls, MT	PM ₁₀	Moderate	100	0.00	0.04	-1.53	-1.55	-1.25	-1.55	-1.55	-1.58	-1.55	-1.58	-1.58
Columbia, SC	Ozone	Former Subpart 1	50	0.00	4.52	-189.30	-192.48	-154.49	-191.93	-192.53	-195.40	-192.53	-195.40	-195.40
Columbus, OH	Ozone	Maintenance	100	0.00	21.93	-918.52	-933.95	-749.62	-931.26	-934.15	-948.08	-934.15	-948.08	-948.08
Columbus, OH	PM _{2.5}	Nonattainment	100	0.00	21.93	-918.52	-933.95	-749.62	-931.26	-934.15	-948.08	-934.15	-948.08	-948.08
Conewango Township (Warren County), PA	SO _x	Maintenance	100	0.00	0.00	-1.08	-1.11	-0.90	-1.11	-1.12	-1.14	-1.13	-1.15	-1.15
Coso Junction, CA	PM ₁₀	Moderate	100	0.00	0.00	-0.10	-0.11	-0.08	-0.11	-0.11	-0.11	-0.11	-0.11	-0.11
Cuyahoga County, OH	PM ₁₀	Maintenance	100	0.00	12.26	-513.62	-522.25	-419.18	-520.75	-522.36	-530.15	-522.36	-530.15	-530.15
Cuyahoga County, OH	SO _x	Maintenance	100	0.00	12.26	-513.62	-522.25	-419.18	-520.75	-522.36	-530.15	-522.36	-530.15	-530.15
Dallas-Fort Worth, TX	Ozone	Moderate	50	0.00	46.69	-1960.33	-1993.32	-1599.95	-1987.57	-1993.77	-2023.51	-1993.81	-2023.57	-2023.57
Dayton-Springfield, OH	Ozone	Maintenance	100	0.00	11.18	-468.08	-475.94	-382.01	-474.57	-476.04	-483.14	-476.04	-483.14	-483.14
Dayton-Springfield, OH	PM _{2.5}	Nonattainment	100	0.00	11.18	-468.08	-475.94	-382.01	-474.57	-476.04	-483.14	-476.04	-483.14	-483.14
Denver Metro, CO	PM ₁₀	Maintenance	100	0.00	6.78	-864.57	-886.09	-716.19	-884.15	-888.89	-904.39	-894.11	-911.25	-911.25
Denver-Boulder, CO	CO	Maintenance	100	0.00	5.91	-828.01	-848.93	-686.36	-847.10	-851.72	-866.67	-856.94	-873.52	-873.52
Denver-Boulder-Greeley-Fort Collins-Loveland, CO	Ozone	Former Subpart 1	50	0.00	10.92	-1037.77	-1062.21	-857.55	-1059.76	-1065.05	-1083.17	-1070.27	-1090.03	-1090.03
Detroit, MI	CO	Maintenance	100	0.00	-0.79	-498.69	-513.48	-416.70	-512.57	-515.99	-525.74	-520.77	-532.02	-532.02
Detroit-Ann Arbor, MI	Ozone	Maintenance	100	0.00	50.98	-2692.74	-2744.69	-2207.77	-2737.37	-2747.80	-2790.92	-2752.81	-2797.50	-2797.50
Detroit-Ann Arbor, MI	PM _{2.5}	Nonattainment	100	0.00	50.98	-2692.74	-2744.69	-2207.77	-2737.37	-2747.80	-2790.92	-2752.81	-2797.50	-2797.50
Door County, WI	Ozone	Former Subpart 1	50	0.00	0.25	-10.52	-10.70	-8.59	-10.67	-10.70	-10.86	-10.70	-10.86	-10.86
Douglas (Cochise County), AZ	PM ₁₀	Moderate	100	0.00	0.45	-18.73	-19.05	-15.29	-18.99	-19.05	-19.34	-19.05	-19.34	-19.34

Table D1-22 Emission Changes <u>a/</u> by Nonattainment Area with Alternative Standards for HD Vehicles Oxides of Nitrogen (NO _x) 2018													
Nonattainment Area	Pollutant	Status <u>c/</u>	General Conformity Threshold <u>d/</u>	Emissions Changes for Proposed Alternatives (tons/year)									
				Alt. 1	Alt. 2	Alt. 3	Alt. 4	Alt. 6A	Alt. 5	Alt. 6 <u>b/</u>	Alt. 7	Alt. 6B	Alt. 8
				No Action	Engine Only	Class 8 Tractors	Engines & Classes 7-8 Tractors	15% below Preferred Alternative Stringency	Engines, Classes 7-8 Tractors, & Classes 2b-3	Engines, Tractors, & Classes 2b-8	Engines, Tractors, & Trucks, & Trailers	20% above Preferred Alternative Stringency	Accelerated Hybrid Adoption
Douglas (Cochise County), AZ	SO _x	Maintenance	100	0.00	0.45	-18.73	-19.05	-15.29	-18.99	-19.05	-19.34	-19.05	-19.34
Duluth, MN	CO	Maintenance	100	0.00	0.58	-24.31	-24.72	-19.84	-24.65	-24.73	-25.10	-24.73	-25.10
Eagle River, AK	PM ₁₀	Moderate	100	0.00	0.06	-2.39	-2.43	-1.95	-2.42	-2.43	-2.46	-2.43	-2.46
East Chicago, IN	CO	Maintenance	100	0.00	1.43	-61.07	-62.11	-49.86	-61.93	-62.12	-63.05	-62.13	-63.07
East Chicago, IN	PM ₁₀	Maintenance	100	0.00	-80.12	-184.59	-230.42	-215.31	-233.50	-246.37	-263.76	-278.18	-305.57
East Helena Area (Lewis and Clark County), MT	SO _x	Nonattainment	100	0.00	0.01	-0.29	-0.30	-0.24	-0.29	-0.30	-0.30	-0.30	-0.30
El Paso County, TX	PM ₁₀	Moderate	100	0.00	-5.07	-152.68	-159.65	-131.28	-159.58	-161.33	-165.15	-164.61	-169.46
El Paso, TX	CO	Maintenance	100	0.00	0.20	-9.27	-9.44	-7.58	-9.41	-9.44	-9.59	-9.45	-9.60
Erie, PA	Ozone	Maintenance	100	0.00	1.58	-67.59	-68.74	-55.19	-68.55	-68.77	-69.80	-68.78	-69.81
Essex County (Whiteface Mountain), NY	Ozone	Former Subpart 1	50	0.00	0.01	-0.44	-0.45	-0.36	-0.45	-0.45	-0.45	-0.45	-0.45
Eugene-Springfield, OR	CO	Maintenance	100	0.00	3.08	-129.13	-131.30	-105.39	-130.92	-131.33	-133.29	-131.33	-133.29
Eugene-Springfield, OR	PM ₁₀	Moderate	100	0.00	3.08	-129.13	-131.30	-105.39	-130.92	-131.33	-133.29	-131.33	-133.29
Evansville, IN	Ozone	Maintenance	100	0.00	4.06	-170.08	-172.94	-138.80	-172.44	-172.97	-175.55	-172.97	-175.55
Evansville, IN	PM _{2.5}	Nonattainment	100	0.00	4.06	-170.08	-172.94	-138.80	-172.44	-172.97	-175.55	-172.97	-175.55
Fairbanks, AK	CO	Maintenance	100	0.00	0.12	-4.88	-4.96	-3.98	-4.95	-4.96	-5.04	-4.96	-5.04
Fayetteville, NC	Ozone	Former Subpart 1	50	0.00	2.05	-85.92	-87.37	-70.12	-87.11	-87.39	-88.69	-87.39	-88.69
Flathead County; Whitefish and vicinity, MT	PM ₁₀	Moderate	100	0.00	0.05	-2.00	-2.04	-1.63	-2.03	-2.04	-2.07	-2.04	-2.07
Flint, MI	Ozone	Maintenance	100	0.00	3.07	-154.01	-156.91	-126.16	-156.48	-157.05	-159.49	-157.28	-159.80
Follansbee, WV	PM ₁₀	Maintenance	100	0.00	0.01	-0.35	-0.36	-0.29	-0.36	-0.36	-0.36	-0.36	-0.36
Fort Collins, CO	CO	Maintenance	100	0.00	1.18	-49.43	-50.26	-40.34	-50.12	-50.27	-51.02	-50.27	-51.02
Fort Hall Reservation, ID	PM ₁₀	Moderate	100	0.00	0.01	-0.22	-0.22	-0.18	-0.22	-0.22	-0.23	-0.22	-0.23
Fort Wayne, IN	Ozone	Maintenance	100	0.00	2.53	-106.16	-107.95	-86.64	-107.63	-107.97	-109.58	-107.97	-109.58
Franklin County, PA	Ozone	Maintenance	100	0.00	1.04	-43.86	-44.59	-35.79	-44.47	-44.61	-45.27	-44.61	-45.27
Franklin Township (Coshocton County), OH	SO _x	Maintenance	100	0.00	0.01	-0.23	-0.23	-0.18	-0.23	-0.23	-0.23	-0.23	-0.23
Frederick County, VA	Ozone	Former Subpart 1	50	0.00	0.91	-37.93	-38.57	-30.96	-38.46	-38.58	-39.15	-38.58	-39.15
Fredericksburg, VA	Ozone	Maintenance	100	0.00	2.76	-115.41	-117.35	-94.19	-117.01	-117.37	-119.12	-117.37	-119.12
Freehold, NJ	CO	Maintenance	100	0.00	0.11	-4.72	-4.80	-3.85	-4.78	-4.80	-4.87	-4.80	-4.87
Fresno, CA	CO	Maintenance	100	0.00	3.95	-167.19	-170.02	-136.48	-169.53	-170.07	-172.61	-170.08	-172.63
Grand Rapids, MI	Ozone	Maintenance	100	0.00	5.54	-232.07	-235.97	-189.40	-235.29	-236.02	-239.54	-236.02	-239.54
Granite City, Nameoki Townships, IL	PM ₁₀	Maintenance	100	0.00	0.29	-12.36	-12.57	-10.09	-12.53	-12.57	-12.76	-12.57	-12.76
Grant County, NM	SO _x	Maintenance	100	0.00	0.02	-0.82	-0.83	-0.67	-0.83	-0.83	-0.85	-0.83	-0.85
Grants Pass, OR	CO	Maintenance	100	0.00	0.22	-9.31	-9.47	-7.60	-9.44	-9.47	-9.61	-9.47	-9.61
Grants Pass, OR	PM ₁₀	Maintenance	100	0.00	0.22	-9.31	-9.47	-7.60	-9.44	-9.47	-9.61	-9.47	-9.61
Great Falls, MT	CO	Maintenance	100	0.00	0.14	-5.98	-6.08	-4.88	-6.06	-6.08	-6.17	-6.08	-6.17
Greater Connecticut, CT	Ozone	Moderate	50	0.00	11.41	-484.63	-492.85	-395.64	-491.43	-492.99	-500.36	-493.05	-500.44
Greeley, CO	CO	Maintenance	100	0.00	0.84	-35.04	-35.63	-28.60	-35.53	-35.64	-36.17	-35.64	-36.17
Green Bay, WI	SO _x	Maintenance	100	0.00	0.85	-35.63	-36.23	-29.08	-36.12	-36.24	-36.78	-36.24	-36.78
Greene County, IN	Ozone	Maintenance	100	0.00	0.34	-14.16	-14.40	-11.56	-14.36	-14.41	-14.62	-14.41	-14.62
Greene County, PA	Ozone	Maintenance	100	0.00	0.32	-13.43	-13.66	-10.96	-13.62	-13.66	-13.86	-13.66	-13.86
Greensboro-Winston Salem-High Point, NC	Ozone	Marginal	50	0.00	16.96	-711.55	-723.52	-580.73	-721.44	-723.68	-734.48	-723.69	-734.49
Greensboro-Winston salem-High Point, NC	PM _{2.5}	Nonattainment	100	0.00	16.96	-711.55	-723.52	-580.73	-721.44	-723.68	-734.48	-723.69	-734.49
Greenville-Spartanburg-Anderson, SC	Ozone	Former Subpart 1	50	0.00	6.30	-265.41	-269.88	-216.63	-269.11	-269.95	-273.98	-269.96	-274.00
Groveland Township (Tazewell County), IL	SO _x	Maintenance	100	0.00	0.16	-6.59	-6.70	-5.38	-6.68	-6.70	-6.80	-6.70	-6.80

Nonattainment Area	Pollutant	Status <u>c/</u>	General Conformity Threshold <u>d/</u>	Emissions Changes for Proposed Alternatives (tons/year)									
				Alt. 1	Alt. 2	Alt. 3	Alt. 4	Alt. 6A	Alt. 5	Alt. 6 <u>b/</u>	Alt. 7	Alt. 6B	Alt. 8
				No Action	Engine Only	Class 8 Tractors	Engines & Classes 7-8 Tractors	15% below Preferred Alternative Stringency	Engines, Classes 7-8 Tractors, & Classes 2b-3	Engines, Tractors, & Classes 2b-8	Engines, Tractors, Trucks, & Trailers	20% above Preferred Alternative Stringency	Accelerated Hybrid Adoption
Hancock-Knox-Lincoln-Waldo Counties, ME	Ozone	Maintenance	100	0.00	0.80	-33.43	-33.99	-27.28	-33.90	-34.00	-34.51	-34.00	-34.51
Harrisburg-Lebanon-Carlisle, PA	Ozone	Maintenance	100	0.00	11.24	-471.78	-479.72	-385.05	-478.34	-479.83	-486.99	-479.84	-487.00
Harrisburg-Lebanon-Carlisle, PA	PM _{2.5}	Nonattainment	100	0.00	11.24	-471.78	-479.72	-385.05	-478.34	-479.83	-486.99	-479.84	-487.00
Hartford-New Britain-Middletown, CT	CO	Maintenance	100	0.00	7.46	-315.23	-320.56	-257.32	-319.64	-320.64	-325.43	-320.67	-325.46
Hayden (Pinal County), AZ	SO _x	Nonattainment	100	0.00	0.07	-2.79	-2.83	-2.27	-2.82	-2.83	-2.88	-2.83	-2.88
Hayden/Miami, AZ	PM ₁₀	Moderate	100	0.00	0.26	-10.87	-11.05	-8.87	-11.02	-11.05	-11.22	-11.05	-11.22
Haywood and Swain Counties (Great Smoky Mountain NP), NC	Ozone	Maintenance	100	0.00	0.03	-1.44	-1.47	-1.18	-1.46	-1.47	-1.49	-1.47	-1.49
Hazelwood, PA	SO _x	Maintenance	100	0.00	0.23	-11.86	-12.08	-9.72	-12.05	-12.10	-12.29	-12.12	-12.31
Hickory, NC	PM _{2.5}	Nonattainment	100	0.00	1.27	-53.03	-53.92	-43.28	-53.77	-53.93	-54.74	-53.93	-54.74
Hickory-Morgantown-Lenoir, NC	Ozone	Former Subpart 1	50	0.00	2.07	-86.65	-88.10	-70.71	-87.85	-88.12	-89.43	-88.12	-89.43
Hollis Township, IL	SO _x	Maintenance	100	0.00	-0.02	-0.78	-0.81	-0.67	-0.81	-0.82	-0.84	-0.84	-0.86
Houston-Galveston-Brazoria, TX	Ozone	Severe	25	0.00	-173.56	-1934.95	-2078.56	-1747.26	-2082.30	-2120.35	-2187.61	-2203.06	-2296.33
Humphreys County, TN	SO _x	Maintenance	100	0.00	0.02	-0.80	-0.81	-0.65	-0.81	-0.81	-0.82	-0.81	-0.82
Huntington-Ashland, WV-KY-OH	PM _{2.5}	Nonattainment	100	0.00	-42.68	-158.17	-184.32	-164.63	-185.85	-193.10	-203.52	-210.58	-226.50
Huntington-Ashland, WV-KY	Ozone	Maintenance	100	0.00	-43.66	-117.44	-142.91	-131.39	-144.55	-151.68	-161.48	-169.16	-184.46
Huron County, MI	Ozone	Maintenance	100	0.00	0.20	-8.44	-8.58	-6.89	-8.56	-8.59	-8.71	-8.59	-8.71
Imperial County, CA	Ozone	Moderate	50	0.00	1.43	-60.95	-61.98	-49.76	-61.80	-62.00	-62.93	-62.01	-62.94
Imperial Valley, CA	PM ₁₀	Serious	70	0.00	1.40	-59.54	-60.55	-48.61	-60.38	-60.57	-61.48	-60.58	-61.49
Indian Wells, CA	PM ₁₀	Maintenance	100	0.00	0.24	-10.18	-10.35	-8.31	-10.32	-10.36	-10.51	-10.36	-10.51
Indianapolis, IN	CO	Maintenance	100	0.00	24.63	-1031.48	-1048.81	-841.81	-1045.78	-1049.04	-1064.67	-1049.04	-1064.67
Indianapolis, IN	Ozone	Maintenance	100	0.00	24.63	-1031.48	-1048.81	-841.81	-1045.78	-1049.04	-1064.67	-1049.04	-1064.67
Indianapolis, IN	PM _{2.5}	Nonattainment	100	0.00	24.63	-1031.48	-1048.81	-841.81	-1045.78	-1049.04	-1064.67	-1049.04	-1064.67
Jackson County, IN	Ozone	Maintenance	100	0.00	0.56	-23.30	-23.69	-19.02	-23.63	-23.70	-24.05	-23.70	-24.05
Jamestown, NY	Ozone	Former Subpart 1	50	0.00	1.06	-45.70	-46.49	-37.32	-46.35	-46.50	-47.20	-46.51	-47.22
Jefferson County, NY	Ozone	Moderate	50	0.00	0.86	-36.18	-36.79	-29.53	-36.68	-36.79	-37.34	-36.79	-37.34
Jefferson County, OH	PM ₁₀	Maintenance	100	0.00	0.06	-2.38	-2.42	-1.94	-2.41	-2.42	-2.46	-2.42	-2.46
Johnson City-Kingsport-Bristol, TN	Ozone	Former Subpart 1	50	0.00	1.53	-64.11	-65.19	-52.32	-65.00	-65.20	-66.17	-65.20	-66.17
Johnstown, PA	Ozone	Maintenance	100	0.00	1.56	-65.52	-66.62	-53.47	-66.43	-66.64	-67.63	-66.64	-67.63
Johnstown, PA	PM _{2.5}	Nonattainment	100	0.00	1.56	-65.52	-66.62	-53.47	-66.43	-66.64	-67.63	-66.64	-67.63
Juneau, AK	PM ₁₀	Moderate	100	0.00	0.07	-2.94	-2.99	-2.40	-2.98	-2.99	-3.04	-2.99	-3.04
Kalamazoo-Battle Creek, MI	Ozone	Maintenance	100	0.00	3.54	-148.33	-150.82	-121.06	-150.39	-150.86	-153.11	-150.86	-153.11
Kalispell, MT	PM ₁₀	Moderate	100	0.00	0.20	-8.25	-8.38	-6.73	-8.36	-8.39	-8.51	-8.39	-8.51
Kent and Queen Annes Counties, MD	Ozone	Maintenance	100	0.00	0.94	-41.09	-41.80	-33.57	-41.68	-41.82	-42.45	-41.84	-42.47
Kent, WA	PM ₁₀	Maintenance	100	0.00	0.17	-6.95	-7.07	-5.67	-7.05	-7.07	-7.18	-7.07	-7.18
Kern County (Eastern Kern), CA	Ozone	Former Subpart 1	50	0.00	0.59	-24.73	-25.15	-20.18	-25.07	-25.15	-25.53	-25.15	-25.53
Kewaunee County, WI	Ozone	Maintenance	100	0.00	0.17	-7.28	-7.40	-5.94	-7.38	-7.41	-7.52	-7.41	-7.52
King County, WA	PM ₁₀	Maintenance	100	0.00	0.07	-2.91	-2.95	-2.37	-2.95	-2.95	-3.00	-2.95	-3.00
Klamath Falls, OR	CO	Maintenance	100	0.00	0.70	-29.21	-29.70	-23.84	-29.62	-29.71	-30.15	-29.71	-30.15
Klamath Falls, OR	PM ₁₀	Maintenance	100	0.00	0.70	-29.21	-29.70	-23.84	-29.62	-29.71	-30.15	-29.71	-30.15
Knoxville, TN	Ozone	Former Subpart 1	50	0.00	14.27	-597.65	-607.69	-487.75	-605.94	-607.82	-616.88	-607.82	-616.88
Knoxville, TN	PM _{2.5}	Nonattainment	100	0.00	14.27	-597.65	-607.69	-487.75	-605.94	-607.82	-616.88	-607.82	-616.88
La Porte County, IN	SO _x	Maintenance	100	0.00	0.25	-10.40	-10.58	-8.49	-10.55	-10.58	-10.74	-10.58	-10.74
LaGrande, OR	PM ₁₀	Maintenance	100	0.00	0.10	-4.37	-4.44	-3.56	-4.43	-4.44	-4.51	-4.44	-4.51

Table D1-22 Emission Changes <u>a/</u> by Nonattainment Area with Alternative Standards for HD Vehicles Oxides of Nitrogen (NO _x) 2018													
Nonattainment Area	Pollutant	Status <u>c/</u>	General Conformity Threshold <u>d/</u>	Emissions Changes for Proposed Alternatives (tons/year)									
				Alt. 1	Alt. 2	Alt. 3	Alt. 4	Alt. 6A	Alt. 5	Alt. 6 <u>b/</u>	Alt. 7	Alt. 6B	Alt. 8
				No Action	Engine Only	Class 8 Tractors	Engines & Classes 7–8 Tractors	15% below Preferred Alternative Stringency	Engines, Classes 7–8 Tractors, & Classes 2b–3	Engines, Tractors, & Classes 2b–8	Engines, Tractors, Trucks, & Trailers	20% above Preferred Alternative Stringency	Accelerated Hybrid Adoption
Lake County, IN	SO _x	Maintenance	100	0.00	2.13	-90.91	-92.45	-74.22	-92.19	-92.48	-93.87	-92.50	-93.89
Lake County, OH	SO _x	Maintenance	100	0.00	0.25	-10.52	-10.70	-8.59	-10.67	-10.70	-10.86	-10.70	-10.86
Lake County, OR	PM ₁₀	Maintenance	100	0.00	0.04	-1.81	-1.84	-1.48	-1.83	-1.84	-1.87	-1.84	-1.87
Lake Tahoe North Shore, CA	CO	Maintenance	100	0.00	0.18	-7.68	-7.81	-6.26	-7.78	-7.81	-7.92	-7.81	-7.92
Lake Tahoe South Shore, CA	CO	Maintenance	100	0.00	0.39	-16.24	-16.51	-13.25	-16.47	-16.52	-16.76	-16.52	-16.76
Lake Tahoe, NV	CO	Maintenance	100	0.00	0.14	-5.91	-6.01	-4.82	-5.99	-6.01	-6.10	-6.01	-6.10
Lamar, CO	PM ₁₀	Maintenance	100	0.00	0.06	-2.62	-2.66	-2.14	-2.66	-2.66	-2.70	-2.66	-2.70
Lame Deer, MT	PM ₁₀	Moderate	100	0.00	0.01	-0.43	-0.44	-0.35	-0.44	-0.44	-0.45	-0.44	-0.45
Lancaster, PA	Ozone	Maintenance	100	0.00	6.20	-260.70	-265.09	-212.78	-264.33	-265.16	-269.11	-265.17	-269.12
Lancaster, PA	PM _{2.5}	Nonattainment	100	0.00	6.20	-260.70	-265.09	-212.78	-264.33	-265.16	-269.11	-265.17	-269.12
Lane County, OR	PM ₁₀	Moderate	100	0.00	0.01	-0.45	-0.45	-0.36	-0.45	-0.45	-0.46	-0.45	-0.46
Lansing-East Lansing, MI	Ozone	Maintenance	100	0.00	3.32	-139.08	-141.41	-113.50	-141.00	-141.44	-143.55	-141.44	-143.55
LaPorte, IN	Ozone	Maintenance	100	0.00	0.67	-29.22	-29.73	-23.87	-29.65	-29.74	-30.19	-29.76	-30.21
Las Vegas, NV	CO	Serious	100	0.00	20.02	-838.25	-852.33	-684.11	-849.87	-852.52	-865.23	-852.52	-865.23
Las Vegas, NV	Ozone	Former Subpart 1	50	0.00	20.02	-838.25	-852.33	-684.11	-849.87	-852.52	-865.23	-852.52	-865.23
Lauderdale County, AL	SO _x	Maintenance	100	0.00	0.62	-26.17	-26.61	-21.36	-26.53	-26.62	-27.01	-26.62	-27.01
Laurel Area (Yellowstone County), MT	SO _x	Nonattainment	100	0.00	0.01	-0.51	-0.52	-0.42	-0.52	-0.52	-0.53	-0.52	-0.53
Libby, MT	PM ₁₀	Moderate	100	0.00	0.07	-3.08	-3.13	-2.51	-3.12	-3.13	-3.18	-3.13	-3.18
Libby, MT	PM _{2.5}	Nonattainment	100	0.00	0.07	-3.08	-3.13	-2.51	-3.12	-3.13	-3.18	-3.13	-3.18
Liberty-Clairton, PA	PM _{2.5}	Nonattainment	100	0.00	0.05	-4.34	-4.44	-3.59	-4.43	-4.45	-4.53	-4.47	-4.56
Lima, OH	Ozone	Maintenance	100	0.00	-38.14	-91.11	-113.02	-105.20	-114.48	-120.63	-128.97	-135.80	-148.91
Longmont, CO	CO	Maintenance	100	0.00	0.61	-25.35	-25.78	-20.69	-25.70	-25.78	-26.17	-25.78	-26.17
Lorain County, OH	SO _x	Maintenance	100	0.00	0.32	-13.35	-13.58	-10.90	-13.54	-13.58	-13.78	-13.58	-13.78
Los Angeles South Coast Air Basin, CA	CO	Maintenance	100	0.00	464.92	-21803.46	-22197.79	-17836.74	-22136.27	-22213.10	-22553.26	-22234.06	-22580.82
Los Angeles South Coast Air Basin, CA	NO _x	Maintenance	100	0.00	464.92	-21803.46	-22197.79	-17836.74	-22136.27	-22213.10	-22553.26	-22234.06	-22580.82
Los Angeles South Coast Air Basin, CA	Ozone	Extreme	10	0.00	464.92	-21803.46	-22197.79	-17836.74	-22136.27	-22213.10	-22553.26	-22234.06	-22580.82
Los Angeles South Coast Air Basin, CA	PM ₁₀	Serious	70	0.00	464.92	-21803.46	-22197.79	-17836.74	-22136.27	-22213.10	-22553.26	-22234.06	-22580.82
Los Angeles South Coast Air Basin, CA	PM _{2.5}	Nonattainment	100	0.00	464.92	-21803.46	-22197.79	-17836.74	-22136.27	-22213.10	-22553.26	-22234.06	-22580.82
Los Angeles-San Bernardino Counties (western Mohave), CA	Ozone	Moderate	50	0.00	4.68	-195.97	-199.26	-159.93	-198.69	-199.30	-202.28	-199.30	-202.28
Louisville, KY-IN	Ozone	Maintenance	100	0.00	15.63	-654.44	-665.43	-534.10	-663.51	-665.57	-675.50	-665.57	-675.50
Louisville, KY-IN	PM _{2.5}	Nonattainment	100	0.00	15.63	-654.44	-665.43	-534.10	-663.51	-665.57	-675.50	-665.57	-675.50
Lowell, MA	CO	Maintenance	100	0.00	0.77	-32.26	-32.80	-26.32	-32.70	-32.80	-33.29	-32.80	-33.29
Lucas County, OH	SO _x	Maintenance	100	0.00	2.13	-89.36	-90.86	-72.92	-90.59	-90.88	-92.23	-90.88	-92.23
Lyons Township, IL	PM ₁₀	Maintenance	100	0.00	0.43	-18.59	-18.91	-15.18	-18.86	-18.92	-19.20	-18.92	-19.21
Macon, GA	Ozone	Maintenance	100	0.00	2.99	-125.28	-127.38	-102.24	-127.02	-127.41	-129.31	-127.41	-129.31
Macon, GA	PM _{2.5}	Nonattainment	100	0.00	2.99	-125.28	-127.38	-102.24	-127.02	-127.41	-129.31	-127.41	-129.31
Madison and Page Counties (Shenandoah NP), VA	Ozone	Maintenance	100	0.00	0.02	-0.87	-0.88	-0.71	-0.88	-0.88	-0.89	-0.88	-0.89
Madison, WI	SO _x	Maintenance	100	0.00	1.63	-68.40	-69.55	-55.82	-69.35	-69.56	-70.60	-69.56	-70.60
Mammoth Lake, CA	PM ₁₀	Moderate	100	0.00	0.06	-2.46	-2.50	-2.01	-2.49	-2.50	-2.54	-2.50	-2.54
Manchester, NH	CO	Maintenance	100	0.00	0.56	-23.32	-23.71	-19.03	-23.65	-23.72	-24.07	-23.72	-24.07
Manitowoc County, WI	Ozone	Former Subpart 1	50	0.00	0.72	-30.00	-30.50	-24.48	-30.42	-30.51	-30.97	-30.51	-30.97
Marion County, IN	SO _x	Maintenance	100	0.00	2.23	-93.20	-94.77	-76.06	-94.49	-94.79	-96.20	-94.79	-96.20
Mariposa and Tuolumne Counties (Southern Mountain), CA	Ozone	Former Subpart 1	50	0.00	0.73	-30.52	-31.03	-24.90	-30.94	-31.04	-31.50	-31.04	-31.50

Nonattainment Area	Pollutant	Status $c/$	General Conformity Threshold $d/$	Emissions Changes for Proposed Alternatives (tons/year)									
				Alt. 1	Alt. 2	Alt. 3	Alt. 4	Alt. 6A	Alt. 5	Alt. 6 $b/$	Alt. 7	Alt. 6B	Alt. 8
				No Action	Engine Only	Class 8 Tractors	Engines & Classes 7-8 Tractors	15% below Preferred Alternative Stringency	Engines, Classes 7-8 Tractors, & Classes 2b-3	Engines, Tractors, & Classes 2b-8	Engines, Tractors, Trucks, & Trailers	20% above Preferred Alternative Stringency	Accelerated Hybrid Adoption
Martinsburg, WV-Hagerstown, MD	PM _{2.5}	Nonattainment	100	0.00	2.22	-92.82	-94.38	-75.75	-94.11	-94.40	-95.81	-94.40	-95.81
Mason County, MI	Ozone	Maintenance	100	0.00	0.18	-7.63	-7.76	-6.23	-7.74	-7.76	-7.88	-7.76	-7.88
Medford, OR	CO	Maintenance	100	0.00	0.52	-21.62	-21.99	-17.65	-21.92	-21.99	-22.32	-21.99	-22.32
Medford-Ashland, OR	PM ₁₀	Maintenance	100	0.00	1.23	-51.42	-52.28	-41.96	-52.13	-52.29	-53.07	-52.29	-53.07
Memphis, TN-AR	Ozone	Maintenance	100	0.00	-3.50	-313.17	-323.98	-263.98	-323.53	-326.12	-332.76	-330.25	-338.19
Memphis, TN	CO	Maintenance	100	0.00	-4.08	-288.84	-299.24	-244.13	-298.87	-301.37	-307.65	-305.51	-313.08
Miami (Gila County), AZ	SO _x	Maintenance	100	0.00	0.20	-8.23	-8.36	-6.71	-8.34	-8.37	-8.49	-8.37	-8.49
Millinocket AQCR 109, ME	SO _x	Maintenance	100	0.00	0.03	-1.63	-1.66	-1.34	-1.66	-1.66	-1.69	-1.67	-1.70
Milwaukee, WI	SO _x	Maintenance	100	0.00	3.74	-156.48	-159.10	-127.70	-158.65	-159.14	-161.51	-159.14	-161.51
Milwaukee-Racine, WI	Ozone	Moderate	50	0.00	12.33	-516.21	-524.88	-421.29	-523.37	-524.99	-532.82	-524.99	-532.82
Minneapolis-St Paul, MN	CO	Maintenance	100	0.00	2.46	-1688.91	-1736.42	-1407.31	-1733.09	-1743.92	-1776.06	-1758.17	-1794.79
Minneapolis-St Paul, MN	SO _x	Maintenance	100	0.00	38.92	-1633.69	-1661.18	-1333.35	-1656.39	-1661.56	-1686.34	-1661.59	-1686.39
Missoula, MT	CO	Maintenance	100	0.00	0.76	-34.94	-35.56	-28.57	-35.46	-35.58	-36.12	-35.61	-36.16
Missoula, MT	PM ₁₀	Moderate	100	0.00	0.76	-34.94	-35.56	-28.57	-35.46	-35.58	-36.12	-35.61	-36.16
Modesto, CA	CO	Maintenance	100	0.00	2.02	-84.63	-86.05	-69.07	-85.80	-86.07	-87.35	-86.07	-87.35
Mohave County, AZ	PM ₁₀	Maintenance	100	0.00	0.67	-28.25	-28.73	-23.06	-28.65	-28.74	-29.16	-28.74	-29.16
Mono Basin, CA	PM ₁₀	Moderate	100	0.00	0.01	-0.38	-0.39	-0.31	-0.39	-0.39	-0.40	-0.39	-0.40
Morenci (Greenlee County), AZ	SO _x	Maintenance	100	0.00	0.02	-0.99	-1.00	-0.81	-1.00	-1.00	-1.02	-1.00	-1.02
Morristown, NJ	CO	Maintenance	100	0.00	0.21	-8.96	-9.11	-7.31	-9.08	-9.11	-9.25	-9.11	-9.25
Muhlenberg County, KY	SO _x	Maintenance	100	0.00	0.21	-8.67	-8.82	-7.08	-8.79	-8.82	-8.95	-8.82	-8.95
Muncie, IN	Ozone	Maintenance	100	0.00	0.84	-35.21	-35.80	-28.74	-35.70	-35.81	-36.35	-35.81	-36.35
Murray County (Chattahoochee NF), GA	Ozone	Maintenance	100	0.00	0.03	-1.24	-1.27	-1.02	-1.26	-1.27	-1.28	-1.27	-1.28
Muscatine County, IA	SO _x	Maintenance	100	0.00	0.10	-4.38	-4.45	-3.57	-4.44	-4.45	-4.52	-4.45	-4.52
Muskegon, MI	Ozone	Maintenance	100	0.00	0.90	-37.59	-38.22	-30.68	-38.11	-38.23	-38.80	-38.23	-38.80
Nashua, NH	CO	Maintenance	100	0.00	0.44	-18.53	-18.84	-15.12	-18.78	-18.84	-19.12	-18.84	-19.12
Nashville, TN	Ozone	Former Subpart 1	50	0.00	11.14	-467.86	-475.73	-381.85	-474.36	-475.84	-482.94	-475.85	-482.95
Nevada County (western part), CA	Ozone	Former Subpart 1	50	0.00	0.88	-36.91	-37.53	-30.13	-37.42	-37.54	-38.10	-37.54	-38.10
New Haven County, CT	PM ₁₀	Maintenance	100	0.00	0.92	-38.67	-39.32	-31.56	-39.20	-39.32	-39.91	-39.32	-39.91
New Haven-Meriden-Waterbury, CT	CO	Maintenance	100	0.00	5.52	-232.33	-236.24	-189.63	-235.56	-236.30	-239.83	-236.31	-239.84
New Manchester-Grant Magisterial District (Hancock County), WV	SO _x	Maintenance	100	0.00	0.04	-1.80	-1.83	-1.47	-1.83	-1.83	-1.86	-1.83	-1.86
New York County, NY	PM ₁₀	Moderate	100	0.00	2.94	-137.48	-139.96	-112.46	-139.57	-140.06	-142.20	-140.18	-142.37
New York-N. New Jersey-Long Island, NY-NJ-CT	CO	Maintenance	100	0.00	137.71	-6662.54	-6785.24	-5453.75	-6766.63	-6790.74	-6895.44	-6798.79	-6906.01
New York-N. New Jersey-Long Island, NY-NJ-CT	PM _{2.5}	Nonattainment	100	0.00	128.58	-6676.36	-6804.08	-5472.27	-6785.83	-6811.36	-6917.90	-6822.96	-6933.15
New York-northern New Jersey-Long Island, NY-NJ-CT	Ozone	Moderate	50	0.00	72.85	-4342.43	-4430.95	-3567.51	-4419.54	-4437.71	-4508.86	-4449.31	-4524.12
Nogales, AZ	PM ₁₀	Moderate	100	0.00	0.28	-11.74	-11.93	-9.58	-11.90	-11.94	-12.12	-11.94	-12.12
Norfolk-Virginia Beach-Newport News, VA	Ozone	Maintenance	100	0.00	-13.12	-496.65	-517.62	-424.43	-517.23	-522.43	-534.26	-531.82	-546.62
Ogden, UT	CO	Maintenance	100	0.00	0.99	-41.47	-42.17	-33.85	-42.05	-42.18	-42.81	-42.18	-42.81
Ogden, UT	PM ₁₀	Moderate	100	0.00	0.99	-41.47	-42.17	-33.85	-42.05	-42.18	-42.81	-42.18	-42.81
Oglesby, IL	PM ₁₀	Maintenance	100	0.00	0.02	-0.75	-0.76	-0.61	-0.76	-0.76	-0.77	-0.76	-0.77
Olmsted County, MN	PM ₁₀	Maintenance	100	0.00	0.15	-6.44	-6.55	-5.26	-6.53	-6.55	-6.65	-6.55	-6.65
Olympia, Tumwater, Lacey, WA	PM ₁₀	Maintenance	100	0.00	0.72	-30.16	-30.67	-24.62	-30.58	-30.68	-31.13	-30.68	-31.13
Owens Valley, CA	PM ₁₀	Serious	70	0.00	-0.01	-1.11	-1.15	-0.94	-1.15	-1.16	-1.18	-1.17	-1.20
Pagosa Springs, CO	PM ₁₀	Maintenance	100	0.00	0.00	-0.04	-0.04	-0.03	-0.04	-0.04	-0.04	-0.04	-0.04

Table D1-22 Emission Changes <u>a/</u> by Nonattainment Area with Alternative Standards for HD Vehicles Oxides of Nitrogen (NO _x) 2018													
Nonattainment Area	Pollutant	Status <u>c/</u>	General Conformity Threshold <u>d/</u>	Emissions Changes for Proposed Alternatives (tons/year)									
				Alt. 1	Alt. 2	Alt. 3	Alt. 4	Alt. 6A	Alt. 5	Alt. 6 <u>b/</u>	Alt. 7	Alt. 6B	Alt. 8
				No Action	Engine Only	Class 8 Tractors	Engines & Classes 7-8 Tractors	15% below Preferred Alternative Stringency	Engines, Classes 7-8 Tractors, & Classes 2b-3	Engines, Tractors, & Classes 2b-8	Engines, Tractors, & Trucks, & Trailers	20% above Preferred Alternative Stringency	Accelerated Hybrid Adoption
Parkersburg-Marietta, WV-OH	Ozone	Maintenance	100	0.00	2.06	-86.26	-87.71	-70.40	-87.46	-87.73	-89.04	-87.73	-89.04
Parkersburg-Marietta, WV-OH	PM _{2.5}	Nonattainment	100	0.00	2.06	-86.26	-87.71	-70.40	-87.46	-87.73	-89.04	-87.73	-89.04
Payson, AZ	PM ₁₀	Maintenance	100	0.00	0.13	-5.54	-5.63	-4.52	-5.62	-5.63	-5.72	-5.63	-5.72
Penns Grove, NJ	CO	Maintenance	100	0.00	0.00	-0.14	-0.14	-0.11	-0.14	-0.14	-0.14	-0.14	-0.14
Peoria, IL	SO _x	Maintenance	100	0.00	0.67	-29.79	-30.31	-24.34	-30.23	-30.33	-30.78	-30.34	-30.80
Perth Amboy, NJ	CO	Maintenance	100	0.00	-8.66	-35.18	-40.58	-35.98	-40.88	-42.37	-44.54	-45.95	-49.24
Philadelphia-Camden County, PA-NJ	CO	Maintenance	100	0.00	2.70	-117.86	-119.89	-96.27	-119.55	-119.94	-121.75	-119.99	-121.81
Phildelphia-Wilmington, PA-NY-DE	PM _{2.5}	Nonattainment	100	0.00	-47.20	-1420.69	-1485.57	-1221.51	-1484.88	-1501.15	-1536.69	-1531.68	-1576.82
Phildelphia-Wilmington-Atlantic City, PA-NY-MD-DE	Ozone	Moderate	50	0.00	-32.82	-2026.84	-2101.94	-1716.26	-2099.48	-2117.67	-2162.42	-2148.24	-2202.59
Phoenix, AZ	CO	Maintenance	100	0.00	60.56	-2538.24	-2580.89	-2071.52	-2573.45	-2581.46	-2619.94	-2581.47	-2619.96
Phoenix, AZ	PM ₁₀	Serious	70	0.00	60.56	-2538.24	-2580.89	-2071.52	-2573.45	-2581.46	-2619.94	-2581.47	-2619.96
Phoenix-Mesa, AZ	Ozone	Former Subpart 1	50	0.00	30.86	-1294.15	-1315.91	-1056.21	-1312.12	-1316.20	-1335.83	-1316.22	-1335.85
Pierce County, WA	PM ₁₀	Maintenance	100	0.00	0.08	-3.23	-3.28	-2.64	-3.27	-3.28	-3.33	-3.28	-3.33
Pinehurst, ID	PM ₁₀	Moderate	100	0.00	0.01	-0.41	-0.42	-0.34	-0.42	-0.42	-0.42	-0.42	-0.42
Pittsburgh, PA	CO	Maintenance	100	0.00	0.10	-6.44	-6.57	-5.29	-6.55	-6.58	-6.69	-6.60	-6.71
Pittsburgh-Beaver Valley, PA	Ozone	Former Subpart 1	50	0.00	27.04	-1134.62	-1153.70	-926.02	-1150.38	-1153.97	-1171.18	-1153.99	-1171.20
Pittsburgh-Beaver Valley, PA	PM _{2.5}	Nonattainment	100	0.00	27.04	-1134.62	-1153.70	-926.02	-1150.38	-1153.97	-1171.18	-1153.99	-1171.20
Polk County, TN	SO _x	Maintenance	100	0.00	0.15	-6.18	-6.28	-5.04	-6.26	-6.28	-6.38	-6.28	-6.38
Polson, MT	PM ₁₀	Moderate	100	0.00	0.02	-0.80	-0.82	-0.66	-0.82	-0.82	-0.83	-0.82	-0.83
Portland, ME	Ozone	Maintenance	100	0.00	3.82	-163.37	-166.16	-133.40	-165.68	-166.21	-168.70	-166.24	-168.74
Portland, OR	CO	Maintenance	100	0.00	7.96	-339.33	-345.11	-277.05	-344.12	-345.21	-350.38	-345.26	-350.45
Portneuf Valley, ID	PM ₁₀	Maintenance	100	0.00	0.31	-12.96	-13.18	-10.58	-13.14	-13.18	-13.38	-13.18	-13.38
Poughkeepsie, NY	Ozone	Moderate	50	0.00	9.12	-382.08	-388.50	-311.82	-387.38	-388.59	-394.38	-388.59	-394.38
Presque Isle, ME	PM ₁₀	Maintenance	100	0.00	0.07	-2.76	-2.80	-2.25	-2.80	-2.81	-2.85	-2.81	-2.85
Providence (entire State), RI	Ozone	Moderate	50	0.00	6.68	-283.98	-288.80	-231.84	-287.97	-288.88	-293.21	-288.92	-293.26
Provo, UT	CO	Maintenance	100	0.00	1.08	-45.15	-45.91	-36.85	-45.78	-45.92	-46.60	-45.92	-46.60
Raleigh-Durham, NC	CO	Maintenance	100	0.00	8.78	-368.33	-374.52	-300.61	-373.44	-374.61	-380.19	-374.61	-380.20
Raleigh-Durham-Chapel Hill, NC	Ozone	Maintenance	100	0.00	11.99	-502.99	-511.45	-410.51	-509.98	-511.56	-519.19	-511.57	-519.20
Ramsey County, MN	PM ₁₀	Maintenance	100	0.00	-0.08	-0.73	-0.78	-0.66	-0.79	-0.80	-0.83	-0.84	-0.88
Reading, PA	Ozone	Maintenance	100	0.00	4.62	-195.09	-198.38	-159.24	-197.81	-198.43	-201.40	-198.45	-201.42
Reading, PA	PM _{2.5}	Nonattainment	100	0.00	4.62	-195.09	-198.38	-159.24	-197.81	-198.43	-201.40	-198.45	-201.42
Reno, NV	CO	Maintenance	100	0.00	1.70	-71.13	-72.33	-58.05	-72.12	-72.34	-73.42	-72.34	-73.42
Rhineland (Oneida County), WI	SO _x	Maintenance	100	0.00	0.01	-0.26	-0.26	-0.21	-0.26	-0.26	-0.26	-0.26	-0.26
Richmond-Petersburg, VA	Ozone	Maintenance	100	0.00	8.47	-357.42	-363.46	-291.75	-362.41	-363.55	-368.98	-363.57	-369.01
Rillito, AZ	PM ₁₀	Moderate	100	0.00	0.32	-13.24	-13.46	-10.80	-13.42	-13.46	-13.66	-13.46	-13.66
Riverside County (Coachella Valley), CA	Ozone	Severe	25	0.00	4.11	-173.14	-176.06	-141.32	-175.55	-176.10	-178.73	-176.11	-178.74
Roanoke, VA	Ozone	Former Subpart 1	50	0.00	1.85	-77.51	-78.81	-63.25	-78.58	-78.82	-80.00	-78.82	-80.00
Rochester (Olmsted County), MN	SO _x	Maintenance	100	0.00	0.55	-23.13	-23.52	-18.88	-23.45	-23.52	-23.88	-23.52	-23.88
Rochester, NY	Ozone	Former Subpart 1	50	0.00	9.35	-391.39	-397.96	-319.42	-396.81	-398.05	-403.98	-398.05	-403.98
Rocky Mount, NC	Ozone	Maintenance	100	0.00	1.31	-55.02	-55.94	-44.90	-55.78	-55.95	-56.79	-55.95	-56.79
Rome, GA	PM _{2.5}	Nonattainment	100	0.00	0.84	-35.27	-35.86	-28.78	-35.76	-35.87	-36.40	-35.87	-36.40
Ronan, MT	PM ₁₀	Moderate	100	0.00	0.01	-0.32	-0.32	-0.26	-0.32	-0.32	-0.33	-0.32	-0.33
Rothschild, Rib Mountain, Weston (Marathon County), WI	SO _x	Maintenance	100	0.00	0.02	-0.76	-0.77	-0.62	-0.77	-0.77	-0.78	-0.77	-0.78

Table D1-22 Emission Changes <u>a/</u> by Nonattainment Area with Alternative Standards for HD Vehicles Oxides of Nitrogen (NO _x) 2018													
Nonattainment Area	Pollutant	Status <u>c/</u>	General Conformity Threshold <u>d/</u>	Emissions Changes for Proposed Alternatives (tons/year)									
				Alt. 1	Alt. 2	Alt. 3	Alt. 4	Alt. 6A	Alt. 5	Alt. 6 <u>b/</u>	Alt. 7	Alt. 6B	Alt. 8
				No Action	Engine Only	Class 8 Tractors	Engines & Classes 7-8 Tractors	15% below Preferred Alternative Stringency	Engines, Classes 7-8 Tractors, & Classes 2b-3	Engines, Tractors, & Classes 2b-8	Engines, Tractors, & Trucks, & Trailers	20% above Preferred Alternative Stringency	Accelerated Hybrid Adoption
Sacramento County, CA	PM ₁₀	Moderate	100	0.00	9.72	-409.50	-416.41	-334.24	-415.21	-416.51	-422.73	-416.53	-422.76
Sacramento Metro, CA	Ozone	Severe	25	0.00	17.33	-728.16	-740.42	-594.31	-738.29	-740.59	-751.64	-740.61	-751.67
Sacramento, CA	CO	Maintenance	100	0.00	10.80	-454.93	-462.60	-371.32	-461.27	-462.71	-469.62	-462.74	-469.65
Salem, OR	CO	Maintenance	100	0.00	0.92	-38.68	-39.33	-31.57	-39.22	-39.34	-39.93	-39.34	-39.93
Salt Lake City, UT	CO	Maintenance	100	0.00	-2.91	-67.47	-70.89	-58.52	-70.88	-71.76	-73.56	-73.46	-75.80
Salt Lake County, UT	PM ₁₀	Moderate	100	0.00	9.78	-599.23	-611.58	-492.50	-610.01	-612.56	-622.43	-614.26	-624.67
Salt Lake County, UT	SO _x	Nonattainment	100	0.00	14.15	-592.61	-602.56	-483.64	-600.83	-602.70	-611.68	-602.70	-611.68
San Antonio, TX	Ozone	Former Subpart 1	50	0.00	12.43	-531.78	-540.85	-434.20	-539.30	-541.02	-549.12	-541.12	-549.26
San Bernardino County, CA	PM ₁₀	Moderate	100	0.00	2.92	-122.16	-124.21	-99.70	-123.85	-124.24	-126.09	-124.24	-126.09
San Diego, CA	CO	Maintenance	100	0.00	54.96	-2302.69	-2341.38	-1879.28	-2334.63	-2341.89	-2376.80	-2341.90	-2376.82
San Diego, CA	Ozone	Former Subpart 1	50	0.00	54.96	-2302.69	-2341.38	-1879.28	-2334.63	-2341.89	-2376.80	-2341.90	-2376.82
San Francisco Bay Area, CA	Ozone	Marginal	50	0.00	-68.62	-1978.12	-2069.91	-1703.00	-2069.08	-2092.16	-2142.14	-2135.75	-2199.45
San Francisco-Oakland-San Jose, CA	CO	Maintenance	100	0.00	-62.71	-2223.02	-2318.90	-1902.82	-2317.34	-2341.18	-2394.86	-2384.76	-2452.15
San Joaquin Valley, CA	Ozone	Extreme	10	0.00	87.47	-3762.34	-3826.73	-3072.32	-3815.80	-3828.01	-3885.45	-3828.90	-3886.62
San Joaquin Valley, CA	PM ₁₀	Maintenance	100	0.00	87.47	-3762.34	-3826.73	-3072.32	-3815.80	-3828.01	-3885.45	-3828.90	-3886.62
San Joaquin Valley, CA	PM _{2.5}	Nonattainment	100	0.00	87.47	-3762.34	-3826.73	-3072.32	-3815.80	-3828.01	-3885.45	-3828.90	-3886.62
San Manuel (Pinal County), AZ	SO _x	Maintenance	100	0.00	0.22	-9.26	-9.42	-7.56	-9.39	-9.42	-9.56	-9.42	-9.56
Sanders County (part);Thompson Falls and vicinity, MT	PM ₁₀	Moderate	100	0.00	0.00	-0.20	-0.21	-0.17	-0.21	-0.21	-0.21	-0.21	-0.21
Scranton-Wilkes Barre, PA	Ozone	Maintenance	100	0.00	4.67	-195.69	-198.98	-159.71	-198.41	-199.02	-201.99	-199.02	-201.99
Seattle-Tacoma, WA	CO	Maintenance	100	0.00	20.35	-852.13	-866.44	-695.44	-863.95	-866.63	-879.55	-866.63	-879.55
Sheboygan, WI	Ozone	Moderate	50	0.00	0.82	-34.21	-34.78	-27.92	-34.68	-34.79	-35.31	-34.79	-35.31
Sheridan, WY	PM ₁₀	Moderate	100	0.00	0.15	-6.47	-6.58	-5.28	-6.56	-6.58	-6.68	-6.58	-6.68
Shoshone County, ID	PM ₁₀	Moderate	100	0.00	0.00	-0.01	-0.01	-0.01	-0.01	-0.01	-0.01	-0.01	-0.01
Somerville, NJ	CO	Maintenance	100	0.00	0.12	-5.01	-5.10	-4.09	-5.08	-5.10	-5.17	-5.10	-5.17
South Bend-Elkhart, IN	Ozone	Maintenance	100	0.00	3.12	-132.17	-134.41	-107.89	-134.02	-134.44	-136.45	-134.45	-136.47
Southeast Chicago, IL	PM ₁₀	Maintenance	100	0.00	1.26	-54.61	-55.55	-44.60	-55.39	-55.57	-56.40	-55.58	-56.42
Spokane County, WA	PM ₁₀	Maintenance	100	0.00	2.03	-84.92	-86.35	-69.30	-86.10	-86.36	-87.65	-86.36	-87.65
Spokane, WA	CO	Maintenance	100	0.00	2.01	-84.09	-85.50	-68.63	-85.26	-85.52	-86.80	-85.52	-86.80
Springfield (western MA), MA	Ozone	Moderate	50	0.00	6.14	-261.16	-265.59	-213.21	-264.83	-265.67	-269.65	-265.71	-269.69
Springfield, MA	CO	Maintenance	100	0.00	0.95	-41.33	-42.05	-33.76	-41.93	-42.07	-42.70	-42.08	-42.72
St Louis, MO	CO	Maintenance	100	0.00	6.68	-279.88	-284.58	-228.42	-283.76	-284.64	-288.89	-284.65	-288.89
St Louis, MO-IL	Ozone	Moderate	50	0.00	-42.01	-972.13	-1021.44	-843.27	-1021.38	-1033.93	-1059.92	-1058.47	-1092.18
St. Louis, MO-IL	PM _{2.5}	Nonattainment	100	0.00	-42.14	-966.37	-1015.58	-838.56	-1015.54	-1028.07	-1053.97	-1052.61	-1086.23
State College, PA	Ozone	Maintenance	100	0.00	1.16	-48.60	-49.42	-39.67	-49.28	-49.43	-50.17	-49.43	-50.17
Steamboat Springs, CO	PM ₁₀	Maintenance	100	0.00	0.12	-4.93	-5.02	-4.03	-5.00	-5.02	-5.09	-5.02	-5.09
Steubenville & Mingo Junction, OH	SO _x	Maintenance	100	0.00	0.31	-12.89	-13.10	-10.52	-13.07	-13.11	-13.30	-13.11	-13.30
Steubenville-Weirton, OH-WV	Ozone	Maintenance	100	0.00	-0.91	-61.47	-63.70	-51.98	-63.62	-64.16	-65.50	-65.05	-66.67
Steubenville-Weirton, OH-WV	PM _{2.5}	Nonattainment	100	0.00	-0.91	-61.47	-63.70	-51.98	-63.62	-64.16	-65.50	-65.05	-66.67
Stockton, CA	CO	Maintenance	100	0.00	3.04	-127.12	-129.26	-103.75	-128.89	-129.29	-131.21	-129.29	-131.21
Sutter County (Sutter Buttes), CA	Ozone	Former Subpart 1	50	0.00	0.00	0.00	0.00	0.00	0.00	0.00	0.00	0.00	0.00
Syracuse, NY	CO	Maintenance	100	0.00	3.63	-152.00	-154.56	-124.05	-154.11	-154.59	-156.89	-154.59	-156.89
Telluride, CO	PM ₁₀	Maintenance	100	0.00	0.01	-0.37	-0.38	-0.30	-0.37	-0.38	-0.38	-0.38	-0.38
Terre Haute, IN	Ozone	Maintenance	100	0.00	0.95	-39.84	-40.51	-32.52	-40.40	-40.52	-41.13	-40.52	-41.13

Table D1-22 Emission Changes ^{a/} by Nonattainment Area with Alternative Standards for HD Vehicles Oxides of Nitrogen (NO _x) 2018													
Nonattainment Area	Pollutant	Status ^{c/}	General Conformity Threshold ^{d/}	Emissions Changes for Proposed Alternatives (tons/year)									
				Alt. 1	Alt. 2	Alt. 3	Alt. 4	Alt. 6A	Alt. 5	Alt. 6 ^{b/}	Alt. 7	Alt. 6B	Alt. 8
				No Action	Engine Only	Class 8 Tractors	Engines & Classes 7-8 Tractors	15% below Preferred Alternative Stringency	Engines, Classes 7-8 Tractors, & Classes 2b-3	Engines, Tractors, & Classes 2b-8	Engines, Tractors, & Trailers	20% above Preferred Alternative Stringency	Accelerated Hybrid Adoption
Tioga County, PA	Ozone	Maintenance	100	0.00	0.40	-16.88	-17.16	-13.77	-17.11	-17.16	-17.42	-17.16	-17.42
Toledo, OH	Ozone	Maintenance	100	0.00	-33.65	-219.51	-242.86	-208.90	-243.89	-250.23	-260.27	-264.87	-279.51
Toms River, NJ	CO	Maintenance	100	0.00	0.66	-27.62	-28.08	-22.54	-28.00	-28.09	-28.51	-28.09	-28.51
Tooele County, UT	SO _x	Nonattainment	100	0.00	0.69	-28.99	-29.48	-23.66	-29.39	-29.49	-29.93	-29.49	-29.93
Trenton, NJ	CO	Maintenance	100	0.00	0.61	-25.55	-25.98	-20.85	-25.91	-25.99	-26.37	-25.99	-26.37
Trona, CA	PM ₁₀	Moderate	100	0.00	0.02	-0.86	-0.88	-0.70	-0.87	-0.88	-0.89	-0.88	-0.89
Tucson, AZ	CO	Maintenance	100	0.00	6.71	-281.06	-285.78	-229.38	-284.96	-285.84	-290.11	-285.84	-290.11
Utah County, UT	PM ₁₀	Moderate	100	0.00	3.27	-137.10	-139.40	-111.89	-139.00	-139.43	-141.51	-139.43	-141.51
Vancouver, WA	CO	Maintenance	100	0.00	2.06	-86.39	-87.84	-70.50	-87.59	-87.86	-89.17	-87.86	-89.17
Ventura County, CA	Ozone	Serious	50	0.00	5.43	-232.04	-235.99	-189.45	-235.31	-236.06	-239.60	-236.10	-239.65
Vermillion County, IN	PM ₁₀	Maintenance	100	0.00	0.05	-2.16	-2.20	-1.77	-2.19	-2.20	-2.23	-2.20	-2.23
Vigo County, IN	SO _x	Maintenance	100	0.00	0.95	-39.84	-40.51	-32.52	-40.40	-40.52	-41.13	-40.52	-41.13
Wallula, WA	PM ₁₀	Maintenance	100	0.00	0.00	0.00	0.00	0.00	0.00	0.00	0.00	0.00	0.00
Waltham, MA	CO	Maintenance	100	0.00	0.39	-16.53	-16.81	-13.49	-16.76	-16.82	-17.07	-16.82	-17.07
Warren County, NJ	SO _x	Maintenance	100	0.00	0.25	-10.37	-10.54	-8.46	-10.51	-10.55	-10.70	-10.55	-10.70
Warren County, PA	SO _x	Nonattainment	100	0.00	0.07	-4.35	-4.44	-3.58	-4.43	-4.45	-4.52	-4.46	-4.53
Washington County (Hagerstown), MD	Ozone	Former Subpart 1	50	0.00	1.49	-62.38	-63.43	-50.91	-63.25	-63.45	-64.39	-63.45	-64.39
Washington, DC-MD-VA	CO	Maintenance	100	0.00	83.32	-3489.38	-3547.98	-2847.73	-3537.75	-3548.75	-3601.65	-3548.75	-3601.65
Washington, DC-MD-VA	Ozone	Moderate	50	0.00	83.32	-3489.38	-3547.98	-2847.74	-3537.75	-3548.75	-3601.66	-3548.76	-3601.66
Washington, DC-MD-VA	PM _{2.5}	Nonattainment	100	0.00	83.32	-3489.38	-3547.98	-2847.74	-3537.75	-3548.75	-3601.66	-3548.76	-3601.66
Washoe County, NV	PM ₁₀	Serious	70	0.00	1.70	-71.13	-72.33	-58.05	-72.12	-72.34	-73.42	-72.34	-73.42
Waterford Township (Washington County), OH	SO _x	Maintenance	100	0.00	0.03	-1.21	-1.23	-0.99	-1.23	-1.23	-1.25	-1.23	-1.25
Wayne County, IN	SO _x	Maintenance	100	0.00	0.52	-21.82	-22.18	-17.81	-22.12	-22.19	-22.52	-22.19	-22.52
Wayne County, MI	PM ₁₀	Maintenance	100	0.00	-11.77	-38.92	-46.00	-41.48	-46.43	-48.40	-51.18	-53.18	-57.46
Weirton, WV	PM ₁₀	Maintenance	100	0.00	0.17	-6.92	-7.03	-5.64	-7.01	-7.03	-7.14	-7.03	-7.14
Weirton, WV	SO _x	Maintenance	100	0.00	0.17	-6.92	-7.03	-5.64	-7.01	-7.03	-7.14	-7.03	-7.14
Wheeling, WV-OH	Ozone	Maintenance	100	0.00	2.17	-90.73	-92.25	-74.04	-91.99	-92.27	-93.65	-92.27	-93.65
Wheeling, WV-OH	PM _{2.5}	Nonattainment	100	0.00	2.17	-90.73	-92.25	-74.04	-91.99	-92.27	-93.65	-92.27	-93.65
Winston-Salem, NC	CO	Maintenance	100	0.00	2.82	-119.17	-121.19	-97.28	-120.84	-121.22	-123.03	-121.23	-123.04
Worcester, MA	CO	Maintenance	100	0.00	1.47	-61.54	-62.57	-50.22	-62.39	-62.59	-63.52	-62.59	-63.52
Yakima County, WA	PM ₁₀	Maintenance	100	0.00	0.64	-26.90	-27.35	-21.95	-27.27	-27.36	-27.76	-27.36	-27.76
Yakima, WA	CO	Maintenance	100	0.00	0.25	-10.50	-10.67	-8.57	-10.64	-10.68	-10.84	-10.68	-10.84
York, PA	Ozone	Maintenance	100	0.00	5.40	-227.12	-230.95	-185.38	-230.29	-231.01	-234.45	-231.02	-234.47
York, PA	PM _{2.5}	Nonattainment	100	0.00	5.40	-227.12	-230.95	-185.38	-230.29	-231.01	-234.45	-231.02	-234.47
Youngstown-Warren-Sharon, OH-PA	Ozone	Maintenance	100	0.00	4.59	-192.16	-195.39	-156.82	-194.82	-195.43	-198.34	-195.43	-198.34
Yuma, AZ	PM ₁₀	Moderate	100	0.00	1.24	-51.93	-52.80	-42.38	-52.65	-52.81	-53.60	-52.81	-53.60

^{a/} Negative emissions changes indicate reductions; positive emissions changes are increases. Values of less than 0.005 tons/year are rounded to zero.

^{b/} Preferred Alternative

^{c/} Pollutants for which the area is designated nonattainment or maintenance as of 2010. Source: 40 CFR 81.

^{d/} Emissions thresholds in tons/year of: CO in CO maintenance and nonattainment areas; VOC or NO_x in ozone maintenance and nonattainment areas; primary PM_{2.5} in PM_{2.5} maintenance and nonattainment areas; primary PM₁₀ in PM₁₀ maintenance and nonattainment areas; and SO₂ in SO₂ maintenance and nonattainment areas. Source: 40 CFR § 93.153. These thresholds are provided for information only; a general conformity determination is not required for the proposed actions. (See section 3.3.1.)

Source: EPA (U.S. Environmental Protection Agency). 2010. The Green Book Nonattainment Areas. Washington, District of Columbia. Last Revised: June 16, 2010. U.S. Environmental Protection Agency. Available: <http://www.epa.gov/oaqps001/greenbk/>. Accessed: August 6, 2010.

Table D1-23 Emission Changes <u>a/</u> by Nonattainment Area with Alternative Standards for HD Vehicles Oxides of Nitrogen (NO _x) 2030													
Nonattainment Area	Pollutant	Status <u>c/</u>	General Conformity Threshold <u>d/</u>	Emissions Changes for Proposed Alternatives (tons/year)									
				Alt. 1	Alt. 2	Alt. 3	Alt. 4	Alt. 6A	Alt. 5	Alt. 6 <u>b/</u>	Alt. 7	Alt. 6B	Alt. 8
				No Action	Engine Only	Class 8 Tractors	Engines & Classes 7-8 Tractors	15% below Preferred Alternative Stringency	Engines, Classes 7-8 Tractors, & Classes 2b-3	Engines, Tractors, & Classes 2b-8	Engines, Tractors, & Truck, & Trailers	20% above Preferred Alternative Stringency	Accelerated Hybrid Adoption
Addison Township (Gallia County), OH	SO _x	Maintenance	100	0.00	0.06	-1.87	-1.89	-1.52	-1.89	-1.90	-1.93	-1.90	-1.93
Ajo (Pima County), AZ	PM ₁₀	Moderate	100	0.00	0.12	-4.20	-4.26	-3.42	-4.25	-4.27	-4.34	-4.27	-4.34
Ajo (Pima County), AZ	SO _x	Maintenance	100	0.00	0.05	-4.30	-4.39	-3.56	-4.40	-4.43	-4.51	-4.45	-4.57
Albany-Schenectady-Troy, NY	Ozone	Former Subpart 1	50	0.00	14.78	-503.69	-509.93	-410.20	-509.66	-511.63	-519.98	-511.65	-520.03
Albuquerque, NM	CO	Maintenance	100	0.00	11.81	-400.92	-405.86	-326.47	-405.65	-407.21	-413.85	-407.21	-413.85
Allegan County, MI	Ozone	Former Subpart 1	50	0.00	4.69	-159.17	-161.13	-129.61	-161.04	-161.66	-164.30	-161.66	-164.30
Allentown-Bethlehem-Easton, PA	Ozone	Maintenance	100	0.00	12.28	-418.40	-423.58	-340.74	-423.36	-425.00	-431.93	-425.01	-431.97
Altoona, PA	Ozone	Maintenance	100	0.00	2.01	-68.13	-68.97	-55.48	-68.94	-69.20	-70.33	-69.20	-70.33
Amador and Calaveras Counties (Central Mountain), CA	Ozone	Former Subpart 1	50	0.00	2.36	-80.13	-81.12	-65.25	-81.07	-81.38	-82.71	-81.38	-82.71
Anchorage, AK	CO	Maintenance	100	0.00	1.63	-55.33	-56.01	-45.05	-55.98	-56.20	-57.11	-56.20	-57.11
Anthony, NM	PM ₁₀	Moderate	100	0.00	0.11	-5.41	-5.50	-4.44	-5.50	-5.53	-5.63	-5.55	-5.66
Armstrong County, PA	SO _x	Nonattainment	100	0.00	0.09	-2.95	-2.99	-2.40	-2.99	-3.00	-3.05	-3.00	-3.05
Aspen, CO	PM ₁₀	Maintenance	100	0.00	0.16	-5.47	-5.54	-4.46	-5.54	-5.56	-5.65	-5.56	-5.65
Atlanta, GA	Ozone	Moderate	50	0.00	303.59	-10309.80	-10436.94	-8395.21	-10431.31	-10471.49	-10642.34	-10471.52	-10642.40
Atlanta, GA	PM _{2.5}	Nonattainment	100	0.00	303.59	-10309.80	-10436.94	-8395.21	-10431.31	-10471.49	-10642.34	-10471.52	-10642.40
Atlantic City, NJ	CO	Maintenance	100	0.00	0.31	-10.51	-10.64	-8.56	-10.63	-10.67	-10.85	-10.67	-10.85
Bakersfield, CA	CO	Maintenance	100	0.00	4.01	-285.47	-291.21	-235.90	-291.61	-293.29	-298.45	-294.71	-301.81
Baltimore, MD	CO	Maintenance	100	0.00	62.23	-2118.18	-2144.37	-1724.93	-2143.24	-2151.51	-2186.62	-2151.56	-2186.75
Baltimore, MD	Ozone	Moderate	50	0.00	62.21	-2118.21	-2144.42	-1724.98	-2143.28	-2151.56	-2186.67	-2151.62	-2186.82
Baltimore, MD	PM _{2.5}	Nonattainment	100	0.00	62.21	-2118.21	-2144.42	-1724.98	-2143.28	-2151.56	-2186.67	-2151.62	-2186.82
Baton Rouge, LA	Ozone	Moderate	50	0.00	-109.57	-691.89	-765.97	-665.09	-781.87	-801.30	-825.44	-843.47	-924.67
Beaumont-Port Arthur, TX	Ozone	Moderate	50	0.00	-124.25	-499.67	-575.94	-515.63	-593.07	-612.92	-634.75	-658.02	-740.87
Benton County, TN	SO _x	Maintenance	100	0.00	0.07	-2.51	-2.54	-2.05	-2.54	-2.55	-2.59	-2.55	-2.59
Benton Harbor, MI	Ozone	Maintenance	100	0.00	5.40	-185.33	-187.64	-150.96	-187.55	-188.28	-191.35	-188.30	-191.40
Benzie County, MI	Ozone	Maintenance	100	0.00	0.75	-25.57	-25.88	-20.82	-25.87	-25.97	-26.39	-25.97	-26.39
Berkeley and Jefferson Counties, WV	Ozone	Maintenance	100	0.00	4.79	-162.49	-164.49	-132.31	-164.40	-165.04	-167.73	-165.04	-167.73
Billings, MT	CO	Maintenance	100	0.00	-40.11	-105.84	-128.95	-120.01	-134.31	-140.29	-146.26	-154.32	-179.27
Birmingham, AL	Ozone	Maintenance	100	0.00	34.29	-1248.02	-1264.66	-1018.18	-1264.28	-1269.46	-1290.38	-1270.26	-1292.27
Birmingham, AL	PM _{2.5}	Nonattainment	100	0.00	34.29	-1248.02	-1264.66	-1018.18	-1264.28	-1269.46	-1290.38	-1270.26	-1292.27
Boise-Northern Ada County, ID	CO	Maintenance	100	0.00	13.60	-464.17	-469.93	-378.02	-469.68	-471.50	-479.20	-471.52	-479.25
Boise-Northern Ada County, ID	PM ₁₀	Maintenance	100	0.00	13.60	-464.17	-469.93	-378.02	-469.68	-471.50	-479.20	-471.52	-479.25
Bonner County (Sandpoint), ID	PM ₁₀	Moderate	100	0.00	0.36	-12.19	-12.35	-9.93	-12.34	-12.39	-12.59	-12.39	-12.59
Boston, MA	CO	Maintenance	100	0.00	13.35	-453.32	-458.91	-369.13	-458.66	-460.43	-467.94	-460.43	-467.94
Boston-Lawrence-Worcester (eastern MA), MA	Ozone	Moderate	50	0.00	87.18	-2968.55	-3005.28	-2417.46	-3003.69	-3015.29	-3064.51	-3015.38	-3064.71
Boston-Manchester-Portsmouth (southeast NH), NH	Ozone	Moderate	50	0.00	13.82	-469.11	-474.90	-381.99	-474.64	-476.47	-484.24	-476.47	-484.24
Boyd County (part), KY	SO _x	Maintenance	100	0.00	0.24	-8.06	-8.16	-6.56	-8.15	-8.18	-8.32	-8.18	-8.32
Buffalo-Niagara Falls, NY	Ozone	Former Subpart 1	50	0.00	14.18	-481.31	-487.25	-391.93	-486.98	-488.86	-496.84	-488.86	-496.84
Burlington, NJ	CO	Maintenance	100	0.00	0.15	-5.25	-5.32	-4.28	-5.32	-5.34	-5.42	-5.34	-5.42
Butte, MT	PM ₁₀	Moderate	100	0.00	0.56	-18.85	-19.08	-15.35	-19.07	-19.15	-19.46	-19.15	-19.46
Canon City, CO	PM ₁₀	Maintenance	100	0.00	0.42	-14.23	-14.41	-11.59	-14.40	-14.45	-14.69	-14.45	-14.69
Canton-Massillon, OH	Ozone	Maintenance	100	0.00	-1.10	-461.43	-474.54	-387.24	-476.12	-479.81	-488.89	-484.58	-500.11
Canton-Massillon, OH	PM _{2.5}	Nonattainment	100	0.00	-1.10	-461.43	-474.54	-387.24	-476.12	-479.81	-488.89	-484.58	-500.11
Case County, MI	Ozone	Maintenance	100	0.00	1.29	-45.96	-46.56	-37.47	-46.54	-46.73	-47.50	-46.75	-47.54

Table D1-23 Emission Changes <u>a/</u> by Nonattainment Area with Alternative Standards for HD Vehicles Oxides of Nitrogen (NO _x) 2030													
Nonattainment Area	Pollutant	Status <u>c/</u>	General Conformity Threshold <u>d/</u>	Emissions Changes for Proposed Alternatives (tons/year)									
				Alt. 1	Alt. 2	Alt. 3	Alt. 4	Alt. 6A	Alt. 5	Alt. 6 <u>b/</u>	Alt. 7	Alt. 6B	Alt. 8
				No Action	Engine Only	Class 8 Tractors	Engines & Classes 7-8 Tractors	15% below Preferred Alternative Stringency	Engines, Classes 7-8 Tractors, & Classes 2b-3	Engines, Tractors, & Classes 2b-8	Engines, Tractors, & Truck, & Trailers	20% above Preferred Alternative Stringency	Accelerated Hybrid Adoption
Center Township (Morgan County), OH	SO _x	Maintenance	100	0.00	0.02	-0.67	-0.68	-0.55	-0.68	-0.68	-0.70	-0.68	-0.70
Central Steptoe Valley (White Pine County), NV	SO _x	Maintenance	100	0.00	0.06	-2.00	-2.02	-1.63	-2.02	-2.03	-2.06	-2.03	-2.06
Charleston, WV	Ozone	Maintenance	100	0.00	15.07	-511.55	-517.86	-416.55	-517.58	-519.57	-528.05	-519.57	-528.05
Charleston, WV	PM _{2.5}	Nonattainment	100	0.00	15.07	-511.55	-517.86	-416.55	-517.58	-519.57	-528.05	-519.57	-528.05
Charlotte, NC	CO	Maintenance	100	0.00	16.71	-567.34	-574.33	-461.98	-574.02	-576.23	-585.64	-576.23	-585.64
Charlotte-Gastonia-Rock Hill, NC-SC	Ozone	Moderate	50	0.00	38.28	-1299.53	-1315.56	-1058.20	-1314.84	-1319.91	-1341.44	-1319.91	-1341.44
Chattanooga, TN-GA-AL	PM _{2.5}	Nonattainment	100	0.00	13.10	-445.03	-450.52	-362.39	-450.28	-452.01	-459.39	-452.01	-459.40
Chattanooga, TN-GA	Ozone	Former Subpart 1	50	0.00	12.25	-416.20	-421.34	-338.92	-421.11	-422.74	-429.63	-422.74	-429.64
Chicago-Gary-Lake County, IL-IN	Ozone	Moderate	50	0.00	164.75	-13718.50	-14008.36	-11358.10	-14030.83	-14115.11	-14365.76	-14192.77	-14548.52
Chicago-Gary-Lake County, IL-IN	PM _{2.5}	Nonattainment	100	0.00	164.75	-13718.50	-14008.36	-11358.10	-14030.83	-14115.11	-14365.76	-14192.77	-14548.52
Chico, CA	CO	Maintenance	100	0.00	5.21	-176.97	-179.15	-144.10	-179.05	-179.74	-182.68	-179.74	-182.68
Chico, CA	Ozone	Former Subpart 1	50	0.00	5.21	-176.97	-179.15	-144.10	-179.05	-179.74	-182.68	-179.74	-182.68
Cincinnati-Hamilton, OH-KY-IN	Ozone	Former Subpart 1	50	0.00	93.71	-3181.56	-3220.79	-2590.71	-3219.05	-3231.44	-3284.16	-3231.44	-3284.16
Cincinnati-Hamilton, OH-KY-IN	PM _{2.5}	Nonattainment	100	0.00	93.71	-3181.56	-3220.79	-2590.71	-3219.05	-3231.44	-3284.16	-3231.44	-3284.16
Clairton & 4 Boroughs, PA	PM ₁₀	Maintenance	100	0.00	0.09	-6.39	-6.52	-5.28	-6.52	-6.56	-6.68	-6.59	-6.75
Clark County, NV	PM ₁₀	Serious	70	0.00	4.39	-149.12	-150.96	-121.43	-150.88	-151.46	-153.93	-151.46	-153.93
Clarksville-Hopkinsville, TN-KY	Ozone	Maintenance	100	0.00	7.68	-260.80	-264.02	-212.37	-263.88	-264.89	-269.21	-264.89	-269.21
Clearfield and Indiana Counties, PA	Ozone	Maintenance	100	0.00	6.79	-230.72	-233.57	-187.88	-233.44	-234.34	-238.16	-234.34	-238.17
Cleveland, OH	CO	Maintenance	100	0.00	19.64	-666.86	-675.08	-543.02	-674.72	-677.31	-688.36	-677.31	-688.36
Cleveland-Akron-Lorain, OH	Ozone	Maintenance	100	0.00	124.02	-4210.43	-4262.34	-3428.51	-4260.04	-4276.44	-4346.21	-4276.44	-4346.21
Cleveland-Akron-Lorain, OH	PM _{2.5}	Nonattainment	100	0.00	124.02	-4210.43	-4262.34	-3428.51	-4260.04	-4276.44	-4346.21	-4276.44	-4346.21
Coachella Valley, CA	PM ₁₀	Serious	70	0.00	7.80	-266.33	-269.64	-216.90	-269.50	-270.54	-274.96	-270.55	-274.99
Colbert County, AL	SO _x	Maintenance	100	0.00	1.28	-43.56	-44.10	-35.47	-44.07	-44.24	-44.96	-44.24	-44.96
Colorado Springs, CO	CO	Maintenance	100	0.00	9.10	-314.41	-318.37	-256.15	-318.22	-319.46	-324.69	-319.52	-324.81
Columbia Falls, MT	PM ₁₀	Moderate	100	0.00	0.12	-4.22	-4.27	-3.43	-4.27	-4.28	-4.35	-4.28	-4.35
Columbia, SC	Ozone	Former Subpart 1	50	0.00	17.02	-577.69	-584.81	-470.40	-584.49	-586.74	-596.32	-586.74	-596.32
Columbus, OH	Ozone	Maintenance	100	0.00	85.68	-2908.74	-2944.60	-2368.55	-2943.01	-2954.34	-3002.54	-2954.34	-3002.54
Columbus, OH	PM _{2.5}	Nonattainment	100	0.00	85.68	-2908.74	-2944.60	-2368.55	-2943.01	-2954.34	-3002.54	-2954.34	-3002.54
Conewango Township (Warren County), PA	SO _x	Maintenance	100	0.00	0.02	-2.50	-2.56	-2.08	-2.57	-2.59	-2.63	-2.60	-2.68
Coso Junction, CA	PM ₁₀	Moderate	100	0.00	0.01	-0.21	-0.22	-0.17	-0.22	-0.22	-0.22	-0.22	-0.22
Cuyahoga County, OH	PM ₁₀	Maintenance	100	0.00	35.78	-1214.84	-1229.81	-989.23	-1229.15	-1233.88	-1254.01	-1233.88	-1254.01
Cuyahoga County, OH	SO _x	Maintenance	100	0.00	35.78	-1214.84	-1229.81	-989.23	-1229.15	-1233.88	-1254.01	-1233.88	-1254.01
Dallas-Fort Worth, TX	Ozone	Moderate	50	0.00	93.35	-3176.37	-3215.63	-2586.64	-3213.92	-3226.33	-3278.98	-3226.40	-3279.14
Dayton-Springfield, OH	Ozone	Maintenance	100	0.00	38.32	-1300.93	-1316.96	-1059.33	-1316.25	-1321.32	-1342.88	-1321.32	-1342.88
Dayton-Springfield, OH	PM _{2.5}	Nonattainment	100	0.00	38.32	-1300.93	-1316.96	-1059.33	-1316.25	-1321.32	-1342.88	-1321.32	-1342.88
Denver Metro, CO	PM ₁₀	Maintenance	100	0.00	18.99	-1534.06	-1566.19	-1269.67	-1568.63	-1577.98	-1605.96	-1586.48	-1625.96
Denver-Boulder, CO	CO	Maintenance	100	0.00	16.83	-1460.49	-1491.71	-1209.76	-1494.19	-1503.26	-1530.01	-1511.76	-1550.01
Denver-Boulder-Greeley-Fort Collins-Loveland, CO	Ozone	Former Subpart 1	50	0.00	30.68	-1930.78	-1967.79	-1592.71	-1970.02	-1980.91	-2015.46	-1989.41	-2035.46
Detroit, MI	CO	Maintenance	100	0.00	26.33	-1705.19	-1738.27	-1407.22	-1740.33	-1750.05	-1780.64	-1757.81	-1798.89
Detroit-Ann Arbor, MI	Ozone	Maintenance	100	0.00	272.71	-10108.32	-10245.57	-8250.67	-10243.17	-10285.78	-10455.72	-10293.90	-10474.83
Detroit-Ann Arbor, MI	PM _{2.5}	Nonattainment	100	0.00	272.71	-10108.32	-10245.57	-8250.67	-10243.17	-10285.78	-10455.72	-10293.90	-10474.83
Door County, WI	Ozone	Former Subpart 1	50	0.00	1.07	-36.43	-36.88	-29.67	-36.86	-37.01	-37.61	-37.01	-37.61
Douglas (Cochise County), AZ	PM ₁₀	Moderate	100	0.00	1.56	-52.82	-53.47	-43.01	-53.45	-53.65	-54.53	-53.65	-54.53

Table D1-23 Emission Changes <u>a/</u> by Nonattainment Area with Alternative Standards for HD Vehicles Oxides of Nitrogen (NO _x) 2030													
Nonattainment Area	Pollutant	Status <u>c/</u>	General Conformity Threshold <u>d/</u>	Emissions Changes for Proposed Alternatives (tons/year)									
				Alt. 1	Alt. 2	Alt. 3	Alt. 4	Alt. 6A	Alt. 5	Alt. 6 <u>b/</u>	Alt. 7	Alt. 6B	Alt. 8
				No Action	Engine Only	Class 8 Tractors	Engines & Classes 7-8 Tractors	15% below Preferred Alternative Stringency	Engines, Classes 7-8 Tractors, & Classes 2b-3	Engines, Tractors, & Classes 2b-8	Engines, Tractors, & Trucks, & Trailers	20% above Preferred Alternative Stringency	Accelerated Hybrid Adoption
Douglas (Cochise County), AZ	SO _x	Maintenance	100	0.00	1.56	-52.82	-53.47	-43.01	-53.45	-53.65	-54.53	-53.65	-54.53
Duluth, MN	CO	Maintenance	100	0.00	1.88	-63.67	-64.46	-51.85	-64.42	-64.67	-65.72	-64.67	-65.72
Eagle River, AK	PM ₁₀	Moderate	100	0.00	0.10	-3.37	-3.41	-2.74	-3.41	-3.42	-3.48	-3.42	-3.48
East Chicago, IN	CO	Maintenance	100	0.00	4.52	-155.13	-157.06	-126.35	-156.98	-157.59	-160.17	-157.61	-160.20
East Chicago, IN	PM ₁₀	Maintenance	100	0.00	-149.72	-341.95	-426.77	-403.49	-446.60	-468.52	-489.76	-520.37	-611.78
East Helena Area (Lewis and Clark County), MT	SO _x	Nonattainment	100	0.00	0.03	-0.85	-0.86	-0.69	-0.86	-0.86	-0.88	-0.86	-0.88
El Paso County, TX	PM ₁₀	Moderate	100	0.00	-10.85	-191.34	-202.01	-168.70	-203.97	-206.84	-211.62	-212.19	-224.21
El Paso, TX	CO	Maintenance	100	0.00	0.28	-11.00	-11.16	-8.99	-11.16	-11.21	-11.39	-11.22	-11.43
Erie, PA	Ozone	Maintenance	100	0.00	5.97	-204.60	-207.15	-166.64	-207.04	-207.85	-211.24	-207.87	-211.29
Essex County (Whiteface Mountain), NY	Ozone	Former Subpart 1	50	0.00	0.03	-1.02	-1.03	-0.83	-1.03	-1.04	-1.05	-1.04	-1.05
Eugene-Springfield, OR	CO	Maintenance	100	0.00	8.42	-285.72	-289.24	-232.66	-289.08	-290.20	-294.93	-290.20	-294.93
Eugene-Springfield, OR	PM ₁₀	Moderate	100	0.00	8.42	-285.72	-289.24	-232.66	-289.08	-290.20	-294.93	-290.20	-294.93
Evansville, IN	Ozone	Maintenance	100	0.00	16.52	-560.88	-567.80	-456.72	-567.49	-569.68	-578.97	-569.68	-578.97
Evansville, IN	PM _{2.5}	Nonattainment	100	0.00	16.52	-560.88	-567.80	-456.72	-567.49	-569.68	-578.97	-569.68	-578.97
Fairbanks, AK	CO	Maintenance	100	0.00	0.35	-11.94	-12.09	-9.72	-12.08	-12.13	-12.32	-12.13	-12.32
Fayetteville, NC	Ozone	Former Subpart 1	50	0.00	6.05	-205.45	-207.98	-167.29	-207.87	-208.67	-212.07	-208.67	-212.07
Flathead County; Whitefish and vicinity, MT	PM ₁₀	Moderate	100	0.00	0.16	-5.50	-5.57	-4.48	-5.57	-5.59	-5.68	-5.59	-5.68
Flint, MI	Ozone	Maintenance	100	0.00	15.00	-547.56	-554.88	-446.75	-554.72	-557.00	-566.18	-557.37	-567.05
Follansbee, WV	PM ₁₀	Maintenance	100	0.00	0.02	-0.52	-0.53	-0.43	-0.53	-0.53	-0.54	-0.53	-0.54
Fort Collins, CO	CO	Maintenance	100	0.00	3.13	-106.19	-107.50	-86.47	-107.44	-107.85	-109.61	-107.85	-109.61
Fort Hall Reservation, ID	PM ₁₀	Moderate	100	0.00	0.01	-0.48	-0.48	-0.39	-0.48	-0.49	-0.49	-0.49	-0.49
Fort Wayne, IN	Ozone	Maintenance	100	0.00	9.65	-327.66	-331.70	-266.81	-331.52	-332.79	-338.22	-332.79	-338.22
Franklin County, PA	Ozone	Maintenance	100	0.00	4.68	-159.24	-161.20	-129.67	-161.12	-161.74	-164.38	-161.74	-164.39
Franklin Township (Coshocton County), OH	SO _x	Maintenance	100	0.00	0.02	-0.70	-0.71	-0.57	-0.71	-0.71	-0.73	-0.71	-0.73
Frederick County, VA	Ozone	Former Subpart 1	50	0.00	3.12	-105.77	-107.07	-86.12	-107.01	-107.42	-109.18	-107.42	-109.18
Fredericksburg, VA	Ozone	Maintenance	100	0.00	6.00	-203.70	-206.21	-165.87	-206.10	-206.89	-210.27	-206.89	-210.27
Freehold, NJ	CO	Maintenance	100	0.00	0.13	-4.42	-4.48	-3.60	-4.47	-4.49	-4.57	-4.49	-4.57
Fresno, CA	CO	Maintenance	100	0.00	10.04	-343.36	-347.63	-279.65	-347.45	-348.79	-354.49	-348.82	-354.55
Grand Rapids, MI	Ozone	Maintenance	100	0.00	25.85	-877.89	-888.71	-714.85	-888.23	-891.65	-906.20	-891.65	-906.20
Granite City, Nameoki Townships, IL	PM ₁₀	Maintenance	100	0.00	1.08	-36.83	-37.29	-29.99	-37.27	-37.41	-38.02	-37.41	-38.03
Grant County, NM	SO _x	Maintenance	100	0.00	0.06	-2.04	-2.06	-1.66	-2.06	-2.07	-2.10	-2.07	-2.10
Grants Pass, OR	CO	Maintenance	100	0.00	0.67	-22.88	-23.16	-18.63	-23.15	-23.24	-23.62	-23.24	-23.62
Grants Pass, OR	PM ₁₀	Maintenance	100	0.00	0.67	-22.88	-23.16	-18.63	-23.15	-23.24	-23.62	-23.24	-23.62
Great Falls, MT	CO	Maintenance	100	0.00	0.43	-14.58	-14.76	-11.87	-14.75	-14.81	-15.05	-14.81	-15.05
Greater Connecticut, CT	Ozone	Moderate	50	0.00	17.05	-589.22	-596.63	-480.03	-596.35	-598.68	-608.47	-598.78	-608.70
Greeley, CO	CO	Maintenance	100	0.00	2.57	-87.42	-88.49	-71.18	-88.44	-88.79	-90.23	-88.79	-90.23
Green Bay, WI	SO _x	Maintenance	100	0.00	2.78	-94.36	-95.52	-76.83	-95.47	-95.84	-97.40	-95.84	-97.40
Greene County, IN	Ozone	Maintenance	100	0.00	1.29	-43.86	-44.40	-35.71	-44.38	-44.55	-45.27	-44.55	-45.27
Greene County, PA	Ozone	Maintenance	100	0.00	0.85	-28.95	-29.30	-23.57	-29.29	-29.40	-29.88	-29.40	-29.88
Greensboro-Winston Salem-High Point, NC	Ozone	Marginal	50	0.00	52.50	-1784.41	-1806.44	-1453.07	-1805.47	-1812.43	-1842.00	-1812.45	-1842.04
Greensboro-Winston salem-High Point, NC	PM _{2.5}	Nonattainment	100	0.00	52.50	-1784.41	-1806.44	-1453.07	-1805.47	-1812.43	-1842.00	-1812.45	-1842.04
Greenville-Spartanburg-Anderson, SC	Ozone	Former Subpart 1	50	0.00	23.03	-783.89	-793.59	-638.36	-793.17	-796.23	-809.23	-796.25	-809.27
Groveland Township (Tazewell County), IL	SO _x	Maintenance	100	0.00	0.61	-20.82	-21.08	-16.96	-21.07	-21.15	-21.49	-21.15	-21.49

Table D1-23 Emission Changes <u>a/</u> by Nonattainment Area with Alternative Standards for HD Vehicles Oxides of Nitrogen (NO _x) 2030													
Nonattainment Area	Pollutant	Status <u>c/</u>	General Conformity Threshold <u>d/</u>	Emissions Changes for Proposed Alternatives (tons/year)									
				Alt. 1	Alt. 2	Alt. 3	Alt. 4	Alt. 6A	Alt. 5	Alt. 6 <u>b/</u>	Alt. 7	Alt. 6B	Alt. 8
				No Action	Engine Only	Class 8 Tractors	Engines & Classes 7-8 Tractors	15% below Preferred Alternative Stringency	Engines, Classes 7-8 Tractors, & Classes 2b-3	Engines, Tractors, & Classes 2b-8	Engines, Tractors, & Trucks, & Trailers	20% above Preferred Alternative Stringency	Accelerated Hybrid Adoption
Hancock-Knox-Lincoln-Waldo Counties, ME	Ozone	Maintenance	100	0.00	2.65	-89.89	-91.00	-73.20	-90.95	-91.30	-92.79	-91.30	-92.79
Harrisburg-Lebanon-Carlisle, PA	Ozone	Maintenance	100	0.00	49.57	-1684.54	-1705.33	-1371.74	-1704.42	-1710.99	-1738.91	-1711.00	-1738.95
Harrisburg-Lebanon-Carlisle, PA	PM _{2.5}	Nonattainment	100	0.00	49.57	-1684.54	-1705.33	-1371.74	-1704.42	-1710.99	-1738.91	-1711.00	-1738.95
Hartford-New Britain-Middletown, CT	CO	Maintenance	100	0.00	11.85	-406.29	-411.36	-330.93	-411.15	-412.75	-419.50	-412.79	-419.59
Hayden (Pinal County), AZ	SO _x	Nonattainment	100	0.00	0.20	-6.91	-7.00	-5.63	-6.99	-7.02	-7.13	-7.02	-7.13
Hayden/Miami, AZ	PM ₁₀	Moderate	100	0.00	0.71	-24.05	-24.34	-19.58	-24.33	-24.42	-24.82	-24.42	-24.82
Haywood and Swain Counties (Great Smoky Mountain NP), NC	Ozone	Maintenance	100	0.00	0.14	-4.69	-4.75	-3.82	-4.75	-4.77	-4.84	-4.77	-4.84
Hazelwood, PA	SO _x	Maintenance	100	0.00	0.46	-18.86	-19.14	-15.44	-19.15	-19.23	-19.55	-19.26	-19.63
Hickory, NC	PM _{2.5}	Nonattainment	100	0.00	3.55	-120.36	-121.85	-98.01	-121.78	-122.25	-124.24	-122.25	-124.24
Hickory-Morgantown-Lenoir, NC	Ozone	Former Subpart 1	50	0.00	6.32	-214.58	-217.22	-174.73	-217.10	-217.94	-221.49	-217.94	-221.49
Hollis Township, IL	SO _x	Maintenance	100	0.00	0.00	-2.26	-2.32	-1.89	-2.33	-2.35	-2.39	-2.37	-2.45
Houston-Galveston-Brazoria, TX	Ozone	Severe	25	0.00	-311.70	-3522.20	-3775.20	-3193.20	-3825.31	-3892.56	-3991.43	-4027.37	-4308.68
Humphreys County, TN	SO _x	Maintenance	100	0.00	0.22	-7.34	-7.43	-5.98	-7.43	-7.46	-7.58	-7.46	-7.58
Huntington-Ashland, WV-KY-OH	PM _{2.5}	Nonattainment	100	0.00	-77.42	-353.30	-401.96	-356.42	-412.77	-425.46	-439.88	-453.96	-506.95
Huntington-Ashland, WV-KY	Ozone	Maintenance	100	0.00	-80.99	-232.27	-279.44	-257.87	-290.31	-302.53	-314.94	-331.03	-382.01
Huron County, MI	Ozone	Maintenance	100	0.00	0.87	-29.69	-30.05	-24.17	-30.04	-30.15	-30.64	-30.15	-30.64
Imperial County, CA	Ozone	Moderate	50	0.00	4.65	-159.37	-161.36	-129.81	-161.28	-161.90	-164.55	-161.92	-164.58
Imperial Valley, CA	PM ₁₀	Serious	70	0.00	4.55	-155.91	-157.85	-126.99	-157.77	-158.38	-160.97	-158.40	-161.00
Indian Wells, CA	PM ₁₀	Maintenance	100	0.00	0.60	-20.42	-20.67	-16.63	-20.66	-20.74	-21.08	-20.74	-21.08
Indianapolis, IN	CO	Maintenance	100	0.00	91.95	-3121.79	-3160.28	-2542.04	-3158.57	-3170.74	-3222.47	-3170.74	-3222.47
Indianapolis, IN	Ozone	Maintenance	100	0.00	91.95	-3121.79	-3160.28	-2542.04	-3158.57	-3170.74	-3222.47	-3170.74	-3222.47
Indianapolis, IN	PM _{2.5}	Nonattainment	100	0.00	91.95	-3121.79	-3160.28	-2542.04	-3158.57	-3170.74	-3222.47	-3170.74	-3222.47
Jackson County, IN	Ozone	Maintenance	100	0.00	2.73	-92.71	-93.86	-75.50	-93.81	-94.17	-95.70	-94.17	-95.70
Jamestown, NY	Ozone	Former Subpart 1	50	0.00	3.82	-131.53	-133.18	-107.15	-133.11	-133.63	-135.82	-133.65	-135.86
Jefferson County, NY	Ozone	Moderate	50	0.00	2.51	-85.23	-86.28	-69.40	-86.23	-86.57	-87.98	-86.57	-87.98
Jefferson County, OH	PM ₁₀	Maintenance	100	0.00	0.18	-6.00	-6.07	-4.88	-6.07	-6.09	-6.19	-6.09	-6.19
Johnson City-Kingsport-Bristol, TN	Ozone	Former Subpart 1	50	0.00	5.20	-176.47	-178.65	-143.70	-178.55	-179.24	-182.17	-179.24	-182.17
Johnstown, PA	Ozone	Maintenance	100	0.00	3.46	-117.66	-119.11	-95.81	-119.05	-119.50	-121.45	-119.50	-121.45
Johnstown, PA	PM _{2.5}	Nonattainment	100	0.00	3.46	-117.66	-119.11	-95.81	-119.05	-119.50	-121.45	-119.50	-121.45
Juneau, AK	PM ₁₀	Moderate	100	0.00	0.15	-5.08	-5.15	-4.14	-5.14	-5.16	-5.25	-5.16	-5.25
Kalamazoo-Battle Creek, MI	Ozone	Maintenance	100	0.00	15.66	-531.69	-538.25	-432.95	-537.96	-540.03	-548.84	-540.03	-548.84
Kalispell, MT	PM ₁₀	Moderate	100	0.00	0.66	-22.47	-22.75	-18.30	-22.74	-22.83	-23.20	-22.83	-23.20
Kent and Queen Annes Counties, MD	Ozone	Maintenance	100	0.00	1.63	-58.13	-58.88	-47.39	-58.86	-59.10	-60.07	-59.12	-60.13
Kent, WA	PM ₁₀	Maintenance	100	0.00	0.54	-18.49	-18.72	-15.06	-18.71	-18.78	-19.09	-18.78	-19.09
Kern County (Eastern Kern), CA	Ozone	Former Subpart 1	50	0.00	1.50	-50.94	-51.57	-41.48	-51.54	-51.74	-52.59	-51.74	-52.59
Kewaunee County, WI	Ozone	Maintenance	100	0.00	0.73	-24.73	-25.03	-20.13	-25.02	-25.11	-25.52	-25.11	-25.52
King County, WA	PM ₁₀	Maintenance	100	0.00	0.22	-7.47	-7.56	-6.08	-7.56	-7.59	-7.71	-7.59	-7.71
Klamath Falls, OR	CO	Maintenance	100	0.00	1.87	-63.60	-64.38	-51.79	-64.35	-64.60	-65.65	-64.60	-65.65
Klamath Falls, OR	PM ₁₀	Maintenance	100	0.00	1.87	-63.60	-64.38	-51.79	-64.35	-64.60	-65.65	-64.60	-65.65
Knoxville, TN	Ozone	Former Subpart 1	50	0.00	61.70	-2094.67	-2120.50	-1705.67	-2119.35	-2127.51	-2162.22	-2127.51	-2162.22
Knoxville, TN	PM _{2.5}	Nonattainment	100	0.00	61.70	-2094.67	-2120.50	-1705.67	-2119.35	-2127.51	-2162.22	-2127.51	-2162.22
La Porte County, IN	SO _x	Maintenance	100	0.00	1.38	-46.97	-47.56	-38.25	-47.53	-47.71	-48.49	-47.72	-48.50
LaGrande, OR	PM ₁₀	Maintenance	100	0.00	0.28	-9.46	-9.58	-7.70	-9.57	-9.61	-9.76	-9.61	-9.76

Table D1-23 Emission Changes <u>a/</u> by Nonattainment Area with Alternative Standards for HD Vehicles Oxides of Nitrogen (NO _x) 2030													
Nonattainment Area	Pollutant	Status <u>c/</u>	General Conformity Threshold <u>d/</u>	Emissions Changes for Proposed Alternatives (tons/year)									
				Alt. 1	Alt. 2	Alt. 3	Alt. 4	Alt. 6A	Alt. 5	Alt. 6 <u>b/</u>	Alt. 7	Alt. 6B	Alt. 8
				No Action	Engine Only	Class 8 Tractors	Engines & Classes 7-8 Tractors	15% below Preferred Alternative Stringency	Engines, Classes 7-8 Tractors, & Classes 2b-3	Engines, Tractors, & Classes 2b-8	Engines, Tractors, & Trucks, & Trailers	20% above Preferred Alternative Stringency	Accelerated Hybrid Adoption
Lake County, IN	SO _x	Maintenance	100	0.00	6.64	-227.87	-230.72	-185.61	-230.60	-231.50	-235.28	-231.52	-235.34
Lake County, OH	SO _x	Maintenance	100	0.00	0.88	-30.00	-30.37	-24.43	-30.36	-30.47	-30.97	-30.47	-30.97
Lake County, OR	PM ₁₀	Maintenance	100	0.00	0.12	-4.02	-4.07	-3.27	-4.06	-4.08	-4.15	-4.08	-4.15
Lake Tahoe North Shore, CA	CO	Maintenance	100	0.00	0.33	-11.14	-11.28	-9.07	-11.27	-11.32	-11.50	-11.32	-11.50
Lake Tahoe South Shore, CA	CO	Maintenance	100	0.00	0.82	-27.84	-28.19	-22.67	-28.17	-28.28	-28.74	-28.28	-28.74
Lake Tahoe, NV	CO	Maintenance	100	0.00	0.21	-7.29	-7.38	-5.94	-7.38	-7.41	-7.53	-7.41	-7.53
Lamar, CO	PM ₁₀	Maintenance	100	0.00	0.19	-6.43	-6.51	-5.24	-6.51	-6.53	-6.64	-6.53	-6.64
Lame Deer, MT	PM ₁₀	Moderate	100	0.00	0.05	-1.59	-1.61	-1.29	-1.61	-1.61	-1.64	-1.61	-1.64
Lancaster, PA	Ozone	Maintenance	100	0.00	19.85	-675.28	-683.63	-549.91	-683.27	-685.90	-697.10	-685.92	-697.13
Lancaster, PA	PM _{2.5}	Nonattainment	100	0.00	19.85	-675.28	-683.63	-549.91	-683.27	-685.90	-697.10	-685.92	-697.13
Lane County, OR	PM ₁₀	Moderate	100	0.00	0.03	-0.87	-0.88	-0.71	-0.88	-0.88	-0.89	-0.88	-0.89
Lansing-East Lansing, MI	Ozone	Maintenance	100	0.00	14.91	-506.23	-512.47	-412.21	-512.19	-514.16	-522.55	-514.16	-522.55
LaPorte, IN	Ozone	Maintenance	100	0.00	3.81	-131.33	-132.98	-106.99	-132.91	-133.43	-135.61	-133.45	-135.66
Las Vegas, NV	CO	Serious	100	0.00	8.85	-300.32	-304.02	-244.54	-303.85	-305.02	-310.00	-305.02	-310.00
Las Vegas, NV	Ozone	Former Subpart 1	50	0.00	8.85	-300.32	-304.02	-244.54	-303.85	-305.02	-310.00	-305.02	-310.00
Lauderdale County, AL	SO _x	Maintenance	100	0.00	1.88	-63.87	-64.66	-52.01	-64.63	-64.87	-65.93	-64.87	-65.93
Laurel Area (Yellowstone County), MT	SO _x	Nonattainment	100	0.00	0.04	-1.30	-1.32	-1.06	-1.32	-1.32	-1.34	-1.32	-1.34
Libby, MT	PM ₁₀	Moderate	100	0.00	0.24	-8.00	-8.09	-6.51	-8.09	-8.12	-8.25	-8.12	-8.25
Libby, MT	PM _{2.5}	Nonattainment	100	0.00	0.24	-8.00	-8.09	-6.51	-8.09	-8.12	-8.25	-8.12	-8.25
Liberty-Clairton, PA	PM _{2.5}	Nonattainment	100	0.00	0.09	-6.39	-6.51	-5.28	-6.52	-6.56	-6.68	-6.59	-6.75
Lima, OH	Ozone	Maintenance	100	0.00	-70.47	-195.03	-235.88	-218.45	-245.32	-255.90	-266.56	-280.63	-324.76
Longmont, CO	CO	Maintenance	100	0.00	1.56	-52.91	-53.56	-43.08	-53.53	-53.74	-54.61	-53.74	-54.61
Lorain County, OH	SO _x	Maintenance	100	0.00	1.06	-35.83	-36.27	-29.17	-36.25	-36.39	-36.98	-36.39	-36.98
Los Angeles South Coast Air Basin, CA	CO	Maintenance	100	0.00	743.64	-28821.86	-29230.31	-23551.71	-29227.73	-29353.59	-29841.46	-29387.77	-29921.87
Los Angeles South Coast Air Basin, CA	NO _x	Maintenance	100	0.00	743.64	-28821.86	-29230.31	-23551.71	-29227.73	-29353.59	-29841.46	-29387.77	-29921.87
Los Angeles South Coast Air Basin, CA	Ozone	Extreme	10	0.00	743.64	-28821.86	-29230.31	-23551.71	-29227.73	-29353.59	-29841.46	-29387.77	-29921.87
Los Angeles South Coast Air Basin, CA	PM ₁₀	Serious	70	0.00	743.64	-28821.86	-29230.31	-23551.71	-29227.73	-29353.59	-29841.46	-29387.77	-29921.87
Los Angeles South Coast Air Basin, CA	PM _{2.5}	Nonattainment	100	0.00	743.64	-28821.86	-29230.31	-23551.71	-29227.73	-29353.59	-29841.46	-29387.77	-29921.87
Los Angeles-San Bernardino Counties (western Mohave), CA	Ozone	Moderate	50	0.00	8.19	-277.91	-281.33	-226.30	-281.18	-282.26	-286.87	-282.26	-286.87
Louisville, KY-IN	Ozone	Maintenance	100	0.00	64.94	-2204.79	-2231.97	-1795.33	-2230.76	-2239.35	-2275.89	-2239.35	-2275.89
Louisville, KY-IN	PM _{2.5}	Nonattainment	100	0.00	64.94	-2204.79	-2231.97	-1795.33	-2230.76	-2239.35	-2275.89	-2239.35	-2275.89
Lowell, MA	CO	Maintenance	100	0.00	1.91	-64.82	-65.61	-52.78	-65.58	-65.83	-66.91	-65.83	-66.91
Lucas County, OH	SO _x	Maintenance	100	0.00	6.45	-218.97	-221.67	-178.31	-221.55	-222.40	-226.03	-222.40	-226.03
Lyons Township, IL	PM ₁₀	Maintenance	100	0.00	1.64	-56.67	-57.38	-46.17	-57.35	-57.58	-58.52	-57.59	-58.55
Macon, GA	Ozone	Maintenance	100	0.00	6.08	-206.47	-209.02	-168.13	-208.91	-209.71	-213.13	-209.71	-213.13
Macon, GA	PM _{2.5}	Nonattainment	100	0.00	6.08	-206.47	-209.02	-168.13	-208.91	-209.71	-213.13	-209.71	-213.13
Madison and Page Counties (Shenandoah NP), VA	Ozone	Maintenance	100	0.00	0.06	-1.88	-1.91	-1.53	-1.91	-1.91	-1.94	-1.91	-1.94
Madison, WI	SO _x	Maintenance	100	0.00	6.49	-220.35	-223.06	-179.43	-222.94	-223.80	-227.45	-223.80	-227.45
Mammoth Lake, CA	PM ₁₀	Moderate	100	0.00	0.22	-7.58	-7.67	-6.17	-7.67	-7.70	-7.82	-7.70	-7.82
Manchester, NH	CO	Maintenance	100	0.00	1.43	-48.39	-48.98	-39.40	-48.96	-49.15	-49.95	-49.15	-49.95
Manitowoc County, WI	Ozone	Former Subpart 1	50	0.00	3.77	-128.10	-129.68	-104.31	-129.61	-130.11	-132.23	-130.11	-132.23
Marion County, IN	SO _x	Maintenance	100	0.00	6.40	-217.38	-220.06	-177.01	-219.94	-220.79	-224.39	-220.79	-224.39
Mariposa and Tuolumne Counties (Southern Mountain), CA	Ozone	Former Subpart 1	50	0.00	1.44	-48.73	-49.33	-39.68	-49.30	-49.49	-50.30	-49.49	-50.30

Table D1-23
Emission Changes a/ by Nonattainment Area with Alternative Standards for HD Vehicles
Oxides of Nitrogen (NO_x) 2030

Nonattainment Area	Pollutant	Status <u>c/</u>	General Conformity Threshold <u>d/</u>	Emissions Changes for Proposed Alternatives (tons/year)									
				Alt. 1	Alt. 2	Alt. 3	Alt. 4	Alt. 6A	Alt. 5	Alt. 6 <u>b/</u>	Alt. 7	Alt. 6B	Alt. 8
				No Action	Engine Only	Class 8 Tractors	Engines & Classes 7-8 Tractors	15% below Preferred Alternative Stringency	Engines, Classes 7-8 Tractors, & Classes 2b-3	Engines, Tractors, & Classes 2b-8	Engines, Tractors, Trucks, & Trailers	20% above Preferred Alternative Stringency	Accelerated Hybrid Adoption
Martinsburg, WV-Hagerstown, MD	PM _{2.5}	Nonattainment	100	0.00	7.16	-243.22	-246.22	-198.05	-246.09	-247.04	-251.07	-247.04	-251.07
Mason County, MI	Ozone	Maintenance	100	0.00	0.83	-28.17	-28.51	-22.94	-28.50	-28.61	-29.08	-28.61	-29.08
Medford, OR	CO	Maintenance	100	0.00	1.56	-53.09	-53.74	-43.23	-53.71	-53.92	-54.80	-53.92	-54.80
Medford-Ashland, OR	PM ₁₀	Maintenance	100	0.00	3.74	-126.87	-128.44	-103.31	-128.37	-128.86	-130.96	-128.86	-130.96
Memphis, TN-AR	Ozone	Maintenance	100	0.00	3.39	-819.66	-840.24	-683.68	-842.39	-848.25	-863.86	-854.99	-879.71
Memphis, TN	CO	Maintenance	100	0.00	1.39	-751.74	-771.48	-628.38	-773.67	-779.27	-793.75	-786.01	-809.60
Miami (Gila County), AZ	SO _x	Maintenance	100	0.00	0.50	-16.89	-17.10	-13.75	-17.09	-17.15	-17.43	-17.15	-17.43
Millinocket AQCR 109, ME	SO _x	Maintenance	100	0.00	0.11	-4.61	-4.68	-3.78	-4.68	-4.70	-4.78	-4.71	-4.80
Milwaukee, WI	SO _x	Maintenance	100	0.00	10.06	-341.62	-345.83	-278.17	-345.64	-346.97	-352.63	-346.97	-352.63
Milwaukee-Racine, WI	Ozone	Moderate	50	0.00	40.85	-1386.91	-1404.01	-1129.34	-1403.25	-1408.65	-1431.63	-1408.65	-1431.63
Minneapolis-St Paul, MN	CO	Maintenance	100	0.00	66.60	-4691.33	-4785.27	-3876.11	-4791.67	-4819.17	-4903.89	-4842.40	-4958.55
Minneapolis-St Paul, MN	SO _x	Maintenance	100	0.00	135.55	-4607.81	-4664.71	-3752.22	-4662.21	-4680.18	-4756.55	-4680.24	-4756.68
Missoula, MT	CO	Maintenance	100	0.00	2.62	-93.62	-94.84	-76.34	-94.81	-95.19	-96.76	-95.24	-96.86
Missoula, MT	PM ₁₀	Moderate	100	0.00	2.62	-93.62	-94.84	-76.34	-94.81	-95.19	-96.76	-95.24	-96.86
Modesto, CA	CO	Maintenance	100	0.00	5.69	-193.12	-195.50	-157.26	-195.40	-196.15	-199.35	-196.15	-199.35
Mohave County, AZ	PM ₁₀	Maintenance	100	0.00	2.58	-87.55	-88.63	-71.29	-88.58	-88.92	-90.37	-88.92	-90.37
Mono Basin, CA	PM ₁₀	Moderate	100	0.00	0.03	-1.11	-1.13	-0.91	-1.13	-1.13	-1.15	-1.13	-1.15
Morenci (Greenlee County), AZ	SO _x	Maintenance	100	0.00	0.06	-1.88	-1.91	-1.53	-1.90	-1.91	-1.94	-1.91	-1.94
Morristown, NJ	CO	Maintenance	100	0.00	0.30	-10.13	-10.26	-8.25	-10.25	-10.29	-10.46	-10.29	-10.46
Muhlenberg County, KY	SO _x	Maintenance	100	0.00	0.69	-23.47	-23.76	-19.11	-23.75	-23.84	-24.23	-23.84	-24.23
Muncie, IN	Ozone	Maintenance	100	0.00	3.16	-107.17	-108.49	-87.27	-108.44	-108.85	-110.63	-108.85	-110.63
Murray County (Chattahoochee NF), GA	Ozone	Maintenance	100	0.00	0.11	-3.88	-3.93	-3.16	-3.93	-3.95	-4.01	-3.95	-4.01
Muscatine County, IA	SO _x	Maintenance	100	0.00	0.50	-16.98	-17.19	-13.83	-17.18	-17.25	-17.53	-17.25	-17.53
Muskegon, MI	Ozone	Maintenance	100	0.00	4.06	-137.90	-139.60	-112.29	-139.53	-140.07	-142.35	-140.07	-142.35
Nashua, NH	CO	Maintenance	100	0.00	1.14	-38.69	-39.17	-31.50	-39.14	-39.30	-39.94	-39.30	-39.94
Nashville, TN	Ozone	Former Subpart 1	50	0.00	51.29	-1743.40	-1764.93	-1419.68	-1763.98	-1770.78	-1799.67	-1770.80	-1799.72
Nevada County (western part), CA	Ozone	Former Subpart 1	50	0.00	1.61	-54.66	-55.33	-44.50	-55.30	-55.51	-56.42	-55.51	-56.42
New Haven County, CT	PM ₁₀	Maintenance	100	0.00	1.72	-58.28	-59.00	-47.46	-58.97	-59.20	-60.16	-59.20	-60.16
New Haven-Meriden-Waterbury, CT	CO	Maintenance	100	0.00	9.08	-309.70	-313.54	-252.22	-313.38	-314.59	-319.72	-314.60	-319.76
New Manchester-Grant Magisterial District (Hancock County), WV	SO _x	Maintenance	100	0.00	0.09	-3.18	-3.22	-2.59	-3.22	-3.23	-3.28	-3.23	-3.28
New York County, NY	PM ₁₀	Moderate	100	0.00	2.98	-122.79	-124.62	-100.48	-124.63	-125.20	-127.29	-125.40	-127.78
New York-N. New Jersey-Long Island, NY-NJ-CT	CO	Maintenance	100	0.00	181.16	-7522.13	-7635.24	-6156.79	-7636.19	-7670.70	-7799.28	-7683.81	-7830.13
New York-N. New Jersey-Long Island, NY-NJ-CT	PM _{2.5}	Nonattainment	100	0.00	163.91	-7543.03	-7665.42	-6187.80	-7668.59	-7705.49	-7836.16	-7724.40	-7880.66
New York-northern New Jersey-Long Island, NY-NJ-CT	Ozone	Moderate	50	0.00	90.90	-5064.60	-5156.43	-4169.64	-5160.96	-5188.20	-5277.81	-5207.11	-5322.30
Nogales, AZ	PM ₁₀	Moderate	100	0.00	0.95	-32.41	-32.81	-26.39	-32.79	-32.92	-33.46	-32.92	-33.46
Norfolk-Virginia Beach-Newport News, VA	Ozone	Maintenance	100	0.00	-31.98	-517.12	-547.31	-458.03	-552.94	-561.04	-574.21	-576.36	-610.26
Ogden, UT	CO	Maintenance	100	0.00	1.58	-53.59	-54.25	-43.64	-54.22	-54.43	-55.32	-54.43	-55.32
Ogden, UT	PM ₁₀	Moderate	100	0.00	1.58	-53.59	-54.25	-43.64	-54.22	-54.43	-55.32	-54.43	-55.32
Oglesby, IL	PM ₁₀	Maintenance	100	0.00	0.06	-2.11	-2.14	-1.72	-2.14	-2.14	-2.18	-2.14	-2.18
Olmsted County, MN	PM ₁₀	Maintenance	100	0.00	0.48	-16.40	-16.60	-13.35	-16.59	-16.65	-16.93	-16.65	-16.93
Olympia, Tumwater, Lacey, WA	PM ₁₀	Maintenance	100	0.00	2.33	-79.05	-80.02	-64.37	-79.98	-80.28	-81.59	-80.28	-81.59
Owens Valley, CA	PM ₁₀	Serious	70	0.00	0.00	-2.49	-2.56	-2.08	-2.57	-2.58	-2.63	-2.61	-2.69
Pagosa Springs, CO	PM ₁₀	Maintenance	100	0.00	0.00	-0.14	-0.14	-0.11	-0.14	-0.14	-0.14	-0.14	-0.14

Table D1-23 Emission Changes <u>a/</u> by Nonattainment Area with Alternative Standards for HD Vehicles Oxides of Nitrogen (NO _x) 2030													
Nonattainment Area	Pollutant	Status <u>c/</u>	General Conformity Threshold <u>d/</u>	Emissions Changes for Proposed Alternatives (tons/year)									
				Alt. 1	Alt. 2	Alt. 3	Alt. 4	Alt. 6A	Alt. 5	Alt. 6 <u>b/</u>	Alt. 7	Alt. 6B	Alt. 8
				No Action	Engine Only	Class 8 Tractors	Engines & Classes 7-8 Tractors	15% below Preferred Alternative Stringency	Engines, Classes 7-8 Tractors, & Classes 2b-3	Engines, Tractors, & Classes 2b-8	Engines, Tractors, & Trucks, & Trailers	20% above Preferred Alternative Stringency	Accelerated Hybrid Adoption
Parkersburg-Marietta, WV-OH	Ozone	Maintenance	100	0.00	8.77	-297.70	-301.37	-242.41	-301.20	-302.36	-307.30	-302.37	-307.30
Parkersburg-Marietta, WV-OH	PM _{2.5}	Nonattainment	100	0.00	8.77	-297.70	-301.37	-242.41	-301.20	-302.36	-307.30	-302.37	-307.30
Payson, AZ	PM ₁₀	Maintenance	100	0.00	0.33	-11.07	-11.21	-9.01	-11.20	-11.24	-11.43	-11.24	-11.43
Penns Grove, NJ	CO	Maintenance	100	0.00	0.01	-0.33	-0.33	-0.27	-0.33	-0.33	-0.34	-0.33	-0.34
Peoria, IL	SO _x	Maintenance	100	0.00	2.61	-91.11	-92.27	-74.25	-92.23	-92.60	-94.11	-92.62	-94.17
Perth Amboy, NJ	CO	Maintenance	100	0.00	-16.24	-57.98	-67.75	-61.26	-69.97	-72.50	-75.21	-78.33	-88.92
Philadelphia-Camden County, PA-NJ	CO	Maintenance	100	0.00	7.24	-253.25	-256.48	-206.39	-256.37	-257.38	-261.60	-257.45	-261.77
Phildelphia-Wilmington, PA-NY-DE	PM _{2.5}	Nonattainment	100	0.00	-73.16	-2722.47	-2833.39	-2336.88	-2851.11	-2881.47	-2941.53	-2931.23	-3058.63
Phildelphia-Wilmington-Atlantic City, PA-NY-MD-DE	Ozone	Moderate	50	0.00	-46.84	-3621.72	-3743.81	-3069.26	-3761.06	-3794.95	-3869.93	-3844.77	-3987.16
Phoenix, AZ	CO	Maintenance	100	0.00	170.20	-5781.00	-5852.32	-4707.47	-5849.16	-5871.70	-5967.50	-5871.72	-5967.56
Phoenix, AZ	PM ₁₀	Serious	70	0.00	170.20	-5781.00	-5852.32	-4707.47	-5849.16	-5871.70	-5967.50	-5871.72	-5967.56
Phoenix-Mesa, AZ	Ozone	Former Subpart 1	50	0.00	86.77	-2948.46	-2984.85	-2400.96	-2983.25	-2994.74	-3043.61	-2994.77	-3043.67
Pierce County, WA	PM ₁₀	Maintenance	100	0.00	0.22	-7.48	-7.58	-6.09	-7.57	-7.60	-7.73	-7.60	-7.73
Pinehurst, ID	PM ₁₀	Moderate	100	0.00	0.02	-0.85	-0.86	-0.69	-0.86	-0.86	-0.88	-0.86	-0.88
Pittsburgh, PA	CO	Maintenance	100	0.00	0.24	-11.47	-11.66	-9.42	-11.67	-11.73	-11.93	-11.76	-12.00
Pittsburgh-Beaver Valley, PA	Ozone	Former Subpart 1	50	0.00	69.73	-2370.65	-2399.92	-1930.47	-2398.64	-2407.89	-2447.18	-2407.92	-2447.26
Pittsburgh-Beaver Valley, PA	PM _{2.5}	Nonattainment	100	0.00	69.73	-2370.65	-2399.92	-1930.47	-2398.64	-2407.89	-2447.18	-2407.92	-2447.26
Polk County, TN	SO _x	Maintenance	100	0.00	0.49	-16.79	-17.00	-13.67	-16.99	-17.05	-17.33	-17.05	-17.33
Polson, MT	PM ₁₀	Moderate	100	0.00	0.07	-2.47	-2.50	-2.01	-2.50	-2.51	-2.55	-2.51	-2.55
Portland, ME	Ozone	Maintenance	100	0.00	15.11	-518.31	-524.78	-422.17	-524.51	-526.55	-535.16	-526.60	-535.27
Portland, OR	CO	Maintenance	100	0.00	19.08	-656.87	-665.11	-535.10	-664.78	-667.38	-678.29	-667.46	-678.49
Portneuf Valley, ID	PM ₁₀	Maintenance	100	0.00	0.89	-30.29	-30.66	-24.66	-30.65	-30.76	-31.26	-30.76	-31.26
Poughkeepsie, NY	Ozone	Moderate	50	0.00	14.46	-490.99	-497.04	-399.80	-496.77	-498.68	-506.82	-498.68	-506.82
Presque Isle, ME	PM ₁₀	Maintenance	100	0.00	0.22	-7.43	-7.52	-6.05	-7.52	-7.55	-7.67	-7.55	-7.67
Providence (entire State), RI	Ozone	Moderate	50	0.00	6.50	-227.16	-230.05	-185.12	-229.95	-230.86	-234.64	-230.92	-234.79
Provo, UT	CO	Maintenance	100	0.00	2.01	-68.20	-69.04	-55.53	-69.00	-69.27	-70.40	-69.27	-70.40
Raleigh-Durham, NC	CO	Maintenance	100	0.00	28.55	-970.48	-982.46	-790.28	-981.94	-985.72	-1001.81	-985.73	-1001.83
Raleigh-Durham-Chapel Hill, NC	Ozone	Maintenance	100	0.00	43.71	-1485.18	-1503.51	-1209.39	-1502.70	-1508.49	-1533.11	-1508.50	-1533.13
Ramsey County, MN	PM ₁₀	Maintenance	100	0.00	-0.12	-1.70	-1.81	-1.52	-1.83	-1.86	-1.90	-1.91	-2.03
Reading, PA	Ozone	Maintenance	100	0.00	16.37	-558.22	-565.14	-454.61	-564.84	-567.02	-576.28	-567.05	-576.33
Reading, PA	PM _{2.5}	Nonattainment	100	0.00	16.37	-558.22	-565.14	-454.61	-564.84	-567.02	-576.28	-567.05	-576.33
Reno, NV	CO	Maintenance	100	0.00	3.07	-104.19	-105.48	-84.84	-105.42	-105.83	-107.55	-105.83	-107.55
Rhineland (Oneida County), WI	SO _x	Maintenance	100	0.00	0.03	-1.00	-1.02	-0.82	-1.02	-1.02	-1.04	-1.02	-1.04
Richmond-Petersburg, VA	Ozone	Maintenance	100	0.00	13.69	-468.60	-474.44	-381.67	-474.19	-476.03	-483.81	-476.07	-483.90
Rillito, AZ	PM ₁₀	Moderate	100	0.00	0.75	-25.44	-25.75	-20.71	-25.74	-25.84	-26.26	-25.84	-26.26
Riverside County (Coachella Valley), CA	Ozone	Severe	25	0.00	7.80	-266.33	-269.64	-216.90	-269.50	-270.54	-274.96	-270.55	-274.99
Roanoke, VA	Ozone	Former Subpart 1	50	0.00	6.26	-212.61	-215.23	-173.13	-215.12	-215.94	-219.47	-215.94	-219.47
Rochester (Olmsted County), MN	SO _x	Maintenance	100	0.00	1.92	-65.08	-65.88	-52.99	-65.84	-66.10	-67.18	-66.10	-67.18
Rochester, NY	Ozone	Former Subpart 1	50	0.00	15.48	-525.57	-532.05	-427.96	-531.76	-533.81	-542.52	-533.81	-542.52
Rocky Mount, NC	Ozone	Maintenance	100	0.00	4.63	-157.25	-159.19	-128.05	-159.10	-159.72	-162.32	-159.72	-162.32
Rome, GA	PM _{2.5}	Nonattainment	100	0.00	2.01	-68.18	-69.02	-55.52	-68.98	-69.25	-70.38	-69.25	-70.38
Ronan, MT	PM ₁₀	Moderate	100	0.00	0.03	-0.95	-0.97	-0.78	-0.97	-0.97	-0.98	-0.97	-0.98
Rothschild, Rib Mountain, Weston (Marathon County), WI	SO _x	Maintenance	100	0.00	0.07	-2.35	-2.38	-1.91	-2.38	-2.38	-2.42	-2.38	-2.42

Table D1-23 Emission Changes <u>a/</u> by Nonattainment Area with Alternative Standards for HD Vehicles Oxides of Nitrogen (NO _x) 2030													
Nonattainment Area	Pollutant	Status <u>c/</u>	General Conformity Threshold <u>d/</u>	Emissions Changes for Proposed Alternatives (tons/year)									
				Alt. 1	Alt. 2	Alt. 3	Alt. 4	Alt. 6A	Alt. 5	Alt. 6 <u>b/</u>	Alt. 7	Alt. 6B	Alt. 8
				No Action	Engine Only	Class 8 Tractors	Engines & Classes 7-8 Tractors	15% below Preferred Alternative Stringency	Engines, Classes 7-8 Tractors, & Classes 2b-3	Engines, Tractors, & Classes 2b-8	Engines, Tractors, & Trucks, & Trailers	20% above Preferred Alternative Stringency	Accelerated Hybrid Adoption
Sacramento County, CA	PM ₁₀	Moderate	100	0.00	23.29	-794.25	-804.10	-646.83	-803.68	-806.78	-819.96	-806.82	-820.04
Sacramento Metro, CA	Ozone	Severe	25	0.00	41.19	-1401.93	-1419.27	-1141.66	-1418.51	-1423.99	-1447.23	-1424.03	-1447.31
Sacramento, CA	CO	Maintenance	100	0.00	24.92	-849.62	-860.15	-691.92	-859.70	-863.02	-877.11	-863.06	-877.20
Salem, OR	CO	Maintenance	100	0.00	2.35	-79.81	-80.79	-64.99	-80.75	-81.06	-82.38	-81.06	-82.38
Salt Lake City, UT	CO	Maintenance	100	0.00	-5.62	-99.57	-105.12	-87.77	-106.13	-107.62	-110.11	-110.40	-116.64
Salt Lake County, UT	PM ₁₀	Moderate	100	0.00	17.25	-876.18	-891.30	-720.16	-891.89	-896.41	-911.76	-899.18	-918.29
Salt Lake County, UT	SO _x	Nonattainment	100	0.00	25.51	-866.18	-876.86	-705.32	-876.38	-879.76	-894.11	-879.76	-894.11
San Antonio, TX	Ozone	Former Subpart 1	50	0.00	33.71	-1161.84	-1176.42	-946.48	-1175.85	-1180.45	-1199.75	-1180.61	-1200.14
San Bernardino County, CA	PM ₁₀	Moderate	100	0.00	5.45	-184.95	-187.23	-150.60	-187.13	-187.85	-190.91	-187.85	-190.91
San Diego, CA	CO	Maintenance	100	0.00	87.73	-2979.99	-3016.75	-2426.60	-3015.12	-3026.74	-3076.12	-3026.75	-3076.16
San Diego, CA	Ozone	Former Subpart 1	50	0.00	87.73	-2979.99	-3016.75	-2426.60	-3015.12	-3026.74	-3076.12	-3026.75	-3076.16
San Francisco Bay Area, CA	Ozone	Marginal	50	0.00	-141.98	-2615.06	-2757.78	-2300.80	-2783.78	-2822.18	-2886.87	-2893.25	-3054.11
San Francisco-Oakland-San Jose, CA	CO	Maintenance	100	0.00	-127.62	-3099.09	-3247.72	-2694.86	-3273.45	-3313.72	-3386.42	-3384.75	-3553.57
San Joaquin Valley, CA	Ozone	Extreme	10	0.00	240.16	-8305.29	-8409.94	-6766.40	-8405.95	-8438.89	-8576.95	-8440.34	-8580.37
San Joaquin Valley, CA	PM ₁₀	Maintenance	100	0.00	240.16	-8305.29	-8409.94	-6766.40	-8405.95	-8438.89	-8576.95	-8440.34	-8580.37
San Joaquin Valley, CA	PM _{2.5}	Nonattainment	100	0.00	240.16	-8305.29	-8409.94	-6766.40	-8405.95	-8438.89	-8576.95	-8440.34	-8580.37
San Manuel (Pinal County), AZ	SO _x	Maintenance	100	0.00	0.72	-24.60	-24.91	-20.03	-24.89	-24.99	-25.40	-24.99	-25.40
Sanders County (part);Thompson Falls and vicinity, MT	PM ₁₀	Moderate	100	0.00	0.02	-0.52	-0.52	-0.42	-0.52	-0.53	-0.53	-0.53	-0.53
Scranton-Wilkes Barre, PA	Ozone	Maintenance	100	0.00	17.61	-597.84	-605.21	-486.81	-604.88	-607.21	-617.12	-607.21	-617.12
Seattle-Tacoma, WA	CO	Maintenance	100	0.00	63.93	-2170.55	-2197.30	-1767.45	-2196.12	-2204.57	-2240.54	-2204.57	-2240.54
Sheboygan, WI	Ozone	Moderate	50	0.00	3.77	-127.88	-129.46	-104.13	-129.39	-129.89	-132.01	-129.89	-132.01
Sheridan, WY	PM ₁₀	Moderate	100	0.00	0.50	-16.88	-17.08	-13.74	-17.07	-17.14	-17.42	-17.14	-17.42
Shoshone County, ID	PM ₁₀	Moderate	100	0.00	0.00	-0.01	-0.01	-0.01	-0.01	-0.01	-0.01	-0.01	-0.01
Somerville, NJ	CO	Maintenance	100	0.00	0.16	-5.47	-5.54	-4.45	-5.53	-5.55	-5.65	-5.55	-5.65
South Bend-Elkhart, IN	Ozone	Maintenance	100	0.00	10.40	-355.24	-359.65	-289.31	-359.46	-360.85	-366.74	-360.87	-366.79
Southeast Chicago, IL	PM ₁₀	Maintenance	100	0.00	4.46	-153.97	-155.90	-125.43	-155.83	-156.44	-159.00	-156.46	-159.06
Spokane County, WA	PM ₁₀	Maintenance	100	0.00	6.34	-215.28	-217.94	-175.30	-217.82	-218.66	-222.23	-218.66	-222.23
Spokane, WA	CO	Maintenance	100	0.00	6.27	-213.01	-215.64	-173.45	-215.52	-216.35	-219.88	-216.35	-219.88
Springfield (western MA), MA	Ozone	Moderate	50	0.00	19.28	-660.75	-668.99	-538.18	-668.65	-671.24	-682.21	-671.30	-682.35
Springfield, MA	CO	Maintenance	100	0.00	2.75	-95.93	-97.15	-78.17	-97.11	-97.49	-99.09	-97.52	-99.15
St Louis, MO	CO	Maintenance	100	0.00	23.94	-813.05	-823.08	-662.06	-822.63	-825.80	-839.27	-825.80	-839.28
St Louis, MO-IL	Ozone	Moderate	50	0.00	-39.49	-2844.91	-2942.18	-2413.06	-2956.07	-2983.04	-3042.20	-3023.04	-3136.35
St. Louis, MO-IL	PM _{2.5}	Nonattainment	100	0.00	-40.02	-2827.08	-2924.12	-2398.54	-2938.02	-2964.92	-3023.78	-3004.93	-3117.93
State College, PA	Ozone	Maintenance	100	0.00	5.86	-198.95	-201.40	-162.00	-201.29	-202.07	-205.37	-202.07	-205.37
Steamboat Springs, CO	PM ₁₀	Maintenance	100	0.00	0.41	-13.88	-14.05	-11.30	-14.05	-14.10	-14.33	-14.10	-14.33
Steubenville & Mingo Junction, OH	SO _x	Maintenance	100	0.00	0.99	-33.52	-33.93	-27.29	-33.91	-34.04	-34.60	-34.04	-34.60
Steubenville-Weirton, OH-WV	Ozone	Maintenance	100	0.00	-0.48	-135.92	-139.85	-114.18	-140.34	-141.45	-144.14	-142.90	-147.56
Steubenville-Weirton, OH-WV	PM _{2.5}	Nonattainment	100	0.00	-0.48	-135.92	-139.85	-114.18	-140.34	-141.45	-144.14	-142.90	-147.56
Stockton, CA	CO	Maintenance	100	0.00	7.73	-262.59	-265.83	-213.83	-265.69	-266.71	-271.06	-266.71	-271.06
Sutter County (Sutter Buttes), CA	Ozone	Former Subpart 1	50	0.00	0.00	0.00	0.00	0.00	0.00	0.00	0.00	0.00	0.00
Syracuse, NY	CO	Maintenance	100	0.00	6.41	-217.72	-220.41	-177.29	-220.29	-221.14	-224.74	-221.14	-224.74
Telluride, CO	PM ₁₀	Maintenance	100	0.00	0.04	-1.31	-1.33	-1.07	-1.33	-1.33	-1.35	-1.33	-1.35
Terre Haute, IN	Ozone	Maintenance	100	0.00	2.96	-100.57	-101.81	-81.89	-101.76	-102.15	-103.82	-102.15	-103.82

Table D1-23 Emission Changes ^{a/} by Nonattainment Area with Alternative Standards for HD Vehicles Oxides of Nitrogen (NO _x) 2030													
Nonattainment Area	Pollutant	Status ^{c/}	General Conformity Threshold ^{d/}	Emissions Changes for Proposed Alternatives (tons/year)									
				Alt. 1	Alt. 2	Alt. 3	Alt. 4	Alt. 6A	Alt. 5	Alt. 6 ^{b/}	Alt. 7	Alt. 6B	Alt. 8
				No Action	Engine Only	Class 8 Tractors	Engines & Classes 7–8 Tractors	15% below Preferred Alternative Stringency	Engines, Classes 7–8 Tractors, & Classes 2b–3	Engines, Tractors, & Classes 2b–8	Engines, Tractors, & Trailers	20% above Preferred Alternative Stringency	Accelerated Hybrid Adoption
Tioga County, PA	Ozone	Maintenance	100	0.00	1.38	-46.86	-47.44	-38.16	-47.42	-47.60	-48.37	-47.60	-48.37
Toledo, OH	Ozone	Maintenance	100	0.00	-57.00	-561.06	-605.07	-514.41	-613.98	-625.64	-642.10	-649.50	-698.25
Toms River, NJ	CO	Maintenance	100	0.00	0.64	-21.58	-21.85	-17.57	-21.83	-21.92	-22.28	-21.92	-22.28
Tooele County, UT	SO _x	Nonattainment	100	0.00	2.16	-73.37	-74.27	-59.74	-74.23	-74.52	-75.73	-74.52	-75.73
Trenton, NJ	CO	Maintenance	100	0.00	1.77	-59.97	-60.71	-48.84	-60.68	-60.91	-61.91	-60.91	-61.91
Trona, CA	PM ₁₀	Moderate	100	0.00	0.04	-1.39	-1.40	-1.13	-1.40	-1.41	-1.43	-1.41	-1.43
Tucson, AZ	CO	Maintenance	100	0.00	14.92	-506.51	-512.75	-412.44	-512.47	-514.45	-522.84	-514.45	-522.84
Utah County, UT	PM ₁₀	Moderate	100	0.00	5.92	-200.83	-203.31	-163.53	-203.20	-203.98	-207.31	-203.98	-207.31
Vancouver, WA	CO	Maintenance	100	0.00	6.80	-230.81	-233.66	-187.95	-233.53	-234.43	-238.26	-234.43	-238.26
Ventura County, CA	Ozone	Serious	50	0.00	8.91	-309.40	-313.32	-252.10	-313.17	-314.41	-319.55	-314.47	-319.71
Vermillion County, IN	PM ₁₀	Maintenance	100	0.00	0.24	-8.12	-8.22	-6.61	-8.21	-8.24	-8.38	-8.24	-8.38
Vigo County, IN	SO _x	Maintenance	100	0.00	2.96	-100.57	-101.81	-81.89	-101.76	-102.15	-103.82	-102.15	-103.82
Wallula, WA	PM ₁₀	Maintenance	100	0.00	0.00	0.00	0.00	0.00	0.00	0.00	0.00	0.00	0.00
Waltham, MA	CO	Maintenance	100	0.00	0.93	-31.56	-31.95	-25.70	-31.93	-32.06	-32.58	-32.06	-32.58
Warren County, NJ	SO _x	Maintenance	100	0.00	0.91	-31.04	-31.42	-25.27	-31.40	-31.52	-32.04	-31.52	-32.04
Warren County, PA	SO _x	Nonattainment	100	0.00	0.26	-10.65	-10.81	-8.72	-10.82	-10.86	-11.05	-10.88	-11.09
Washington County (Hagerstown), MD	Ozone	Former Subpart 1	50	0.00	3.22	-109.30	-110.64	-89.00	-110.59	-111.01	-112.82	-111.01	-112.82
Washington, DC-MD-VA	CO	Maintenance	100	0.00	127.88	-4341.51	-4395.03	-3535.24	-4392.65	-4409.57	-4481.51	-4409.57	-4481.51
Washington, DC-MD-VA	Ozone	Moderate	50	0.00	127.87	-4341.51	-4395.04	-3535.25	-4392.66	-4409.58	-4481.52	-4409.58	-4481.53
Washington, DC-MD-VA	PM _{2.5}	Nonattainment	100	0.00	127.87	-4341.51	-4395.04	-3535.25	-4392.66	-4409.58	-4481.52	-4409.58	-4481.53
Washoe County, NV	PM ₁₀	Serious	70	0.00	3.07	-104.19	-105.48	-84.84	-105.42	-105.83	-107.55	-105.83	-107.55
Waterford Township (Washington County), OH	SO _x	Maintenance	100	0.00	0.15	-5.02	-5.08	-4.08	-5.07	-5.09	-5.18	-5.09	-5.18
Wayne County, IN	SO _x	Maintenance	100	0.00	1.98	-67.14	-67.97	-54.68	-67.94	-68.20	-69.31	-68.20	-69.31
Wayne County, MI	PM ₁₀	Maintenance	100	0.00	-20.62	-111.20	-124.62	-109.25	-127.55	-131.07	-135.24	-138.82	-153.49
Weirton, WV	PM ₁₀	Maintenance	100	0.00	0.33	-11.28	-11.42	-9.18	-11.41	-11.45	-11.64	-11.45	-11.64
Weirton, WV	SO _x	Maintenance	100	0.00	0.33	-11.28	-11.42	-9.18	-11.41	-11.45	-11.64	-11.45	-11.64
Wheeling, WV-OH	Ozone	Maintenance	100	0.00	9.38	-318.52	-322.45	-259.37	-322.27	-323.51	-328.79	-323.51	-328.79
Wheeling, WV-OH	PM _{2.5}	Nonattainment	100	0.00	9.38	-318.52	-322.45	-259.37	-322.27	-323.51	-328.79	-323.51	-328.79
Winston-Salem, NC	CO	Maintenance	100	0.00	8.73	-298.46	-302.16	-243.07	-302.01	-303.18	-308.13	-303.20	-308.17
Worcester, MA	CO	Maintenance	100	0.00	4.37	-148.50	-150.33	-120.92	-150.25	-150.83	-153.29	-150.83	-153.29
Yakima County, WA	PM ₁₀	Maintenance	100	0.00	1.97	-66.85	-67.68	-54.44	-67.64	-67.90	-69.01	-67.90	-69.01
Yakima, WA	CO	Maintenance	100	0.00	0.84	-28.42	-28.78	-23.15	-28.76	-28.87	-29.34	-28.87	-29.34
York, PA	Ozone	Maintenance	100	0.00	15.94	-542.89	-549.61	-442.11	-549.32	-551.45	-560.45	-551.46	-560.49
York, PA	PM _{2.5}	Nonattainment	100	0.00	15.94	-542.89	-549.61	-442.11	-549.32	-551.45	-560.45	-551.46	-560.49
Youngstown-Warren-Sharon, OH-PA	Ozone	Maintenance	100	0.00	18.11	-614.70	-622.28	-500.54	-621.94	-624.34	-634.52	-624.34	-634.52
Yuma, AZ	PM ₁₀	Moderate	100	0.00	4.15	-140.96	-142.70	-114.78	-142.62	-143.17	-145.51	-143.17	-145.51

^{a/} Negative emissions changes indicate reductions; positive emissions changes are increases. Values of less than 0.005 tons/year are rounded to zero.

^{b/} Preferred Alternative

^{c/} Pollutants for which the area is designated nonattainment or maintenance as of 2010. Source: 40 CFR 81.

^{d/} Emissions thresholds in tons/year of: CO in CO maintenance and nonattainment areas; VOC or NO_x in ozone maintenance and nonattainment areas; primary PM_{2.5} in PM_{2.5} maintenance and nonattainment areas; primary PM₁₀ in PM₁₀ maintenance and nonattainment areas; and SO₂ in SO₂ maintenance and nonattainment areas. Source: 40 CFR § 93.153. These thresholds are provided for information only; a general conformity determination is not required for the proposed actions. (See section 3.3.1.)

Source: EPA (U.S. Environmental Protection Agency). 2010. The Green Book Nonattainment Areas. Washington, District of Columbia. Last Revised: June 16, 2010. U.S. Environmental Protection Agency. Available: <http://www.epa.gov/oaqps001/greenbk/>. Accessed: August 6, 2010.

Table D1-24 Emission Changes <u>a/</u> by Nonattainment Area with Alternative Standards for HD Vehicles Oxides of Nitrogen (NO _x) 2050													
Nonattainment Area	Pollutant	Status <u>c/</u>	General Conformity Threshold <u>d/</u>	Emissions Changes for Proposed Alternatives (tons/year)									
				Alt. 1	Alt. 2	Alt. 3	Alt. 4	Alt. 6A	Alt. 5	Alt. 6 <u>b/</u>	Alt. 7	Alt. 6B	Alt. 8
				No Action	Engine Only	Class 8 Tractors	Engines & Classes 7-8 Tractors	15% below Preferred Alternative Stringency	Engines, Classes 7-8 Tractors, & Classes 2b-3	Engines, Tractors, & Classes 2b-8	Engines, Tractors, & Trailers	20% above Preferred Alternative Stringency	Accelerated Hybrid Adoption
Addison Township (Gallia County), OH	SO _x	Maintenance	100	0.00	0.08	-2.57	-2.60	-2.09	-2.60	-2.61	-2.65	-2.61	-2.65
Ajo (Pima County), AZ	PM ₁₀	Moderate	100	0.00	0.18	-5.57	-5.62	-4.52	-5.62	-5.65	-5.75	-5.65	-5.75
Ajo (Pima County), AZ	SO _x	Maintenance	100	0.00	0.06	-5.70	-5.82	-4.73	-5.83	-5.89	-5.99	-5.93	-6.11
Albany-Schenectady-Troy, NY	Ozone	Former Subpart 1	50	0.00	21.59	-675.97	-682.59	-549.12	-682.61	-686.27	-697.45	-686.30	-697.54
Albuquerque, NM	CO	Maintenance	100	0.00	17.09	-532.87	-538.04	-432.81	-538.04	-540.92	-549.73	-540.92	-549.73
Allegan County, MI	Ozone	Former Subpart 1	50	0.00	8.10	-252.51	-254.96	-205.10	-254.96	-256.32	-260.50	-256.32	-260.50
Allentown-Bethlehem-Easton, PA	Ozone	Maintenance	100	0.00	19.27	-603.01	-608.90	-489.84	-608.91	-612.18	-622.16	-612.20	-622.22
Altoona, PA	Ozone	Maintenance	100	0.00	2.94	-91.65	-92.54	-74.44	-92.54	-93.03	-94.55	-93.03	-94.55
Amador and Calveras Counties (Central Mountain), CA	Ozone	Former Subpart 1	50	0.00	3.77	-117.60	-118.75	-95.52	-118.75	-119.38	-121.32	-119.38	-121.32
Anchorage, AK	CO	Maintenance	100	0.00	2.26	-70.51	-71.19	-57.27	-71.19	-71.57	-72.74	-71.57	-72.74
Anthony, NM	PM ₁₀	Moderate	100	0.00	0.15	-7.04	-7.15	-5.78	-7.16	-7.21	-7.33	-7.24	-7.40
Armstrong County, PA	SO _x	Nonattainment	100	0.00	0.14	-4.28	-4.32	-3.48	-4.32	-4.35	-4.42	-4.35	-4.42
Aspen, CO	PM ₁₀	Maintenance	100	0.00	0.23	-7.29	-7.36	-5.92	-7.36	-7.40	-7.52	-7.40	-7.52
Atlanta, GA	Ozone	Moderate	50	0.00	469.86	-14651.87	-14794.31	-11900.84	-14794.33	-14873.39	-15115.68	-14873.43	-15115.80
Atlanta, GA	PM _{2.5}	Nonattainment	100	0.00	469.86	-14651.87	-14794.31	-11900.84	-14794.33	-14873.39	-15115.68	-14873.43	-15115.80
Atlantic City, NJ	CO	Maintenance	100	0.00	0.46	-14.22	-14.36	-11.55	-14.36	-14.43	-14.67	-14.43	-14.67
Bakersfield, CA	CO	Maintenance	100	0.00	5.43	-381.34	-388.77	-315.27	-389.69	-392.90	-399.78	-395.16	-406.30
Baltimore, MD	CO	Maintenance	100	0.00	91.76	-2868.18	-2896.18	-2329.83	-2896.21	-2911.73	-2959.18	-2911.81	-2959.41
Baltimore, MD	Ozone	Moderate	50	0.00	91.73	-2868.22	-2896.24	-2329.89	-2896.28	-2911.80	-2959.25	-2911.89	-2959.52
Baltimore, MD	PM _{2.5}	Nonattainment	100	0.00	91.73	-2868.22	-2896.24	-2329.89	-2896.28	-2911.80	-2959.25	-2911.89	-2959.52
Baton Rouge, LA	Ozone	Moderate	50	0.00	-168.68	-1000.07	-1119.91	-975.69	-1146.92	-1186.29	-1219.76	-1253.03	-1412.39
Beaumont-Port Arthur, TX	Ozone	Moderate	50	0.00	-193.65	-656.00	-780.13	-707.56	-809.01	-848.89	-877.84	-920.26	-1083.84
Benton County, TN	SO _x	Maintenance	100	0.00	0.11	-3.38	-3.42	-2.75	-3.42	-3.43	-3.49	-3.43	-3.49
Benton Harbor, MI	Ozone	Maintenance	100	0.00	8.15	-256.89	-259.43	-208.73	-259.45	-260.85	-265.10	-260.88	-265.19
Benzie County, MI	Ozone	Maintenance	100	0.00	1.36	-42.30	-42.72	-34.36	-42.72	-42.94	-43.64	-42.94	-43.64
Berkeley and Jefferson Counties, WV	Ozone	Maintenance	100	0.00	7.84	-244.31	-246.69	-198.44	-246.69	-248.01	-252.05	-248.01	-252.05
Billings, MT	CO	Maintenance	100	0.00	-61.96	-150.55	-188.65	-176.64	-197.63	-209.75	-217.87	-231.95	-281.96
Birmingham, AL	Ozone	Maintenance	100	0.00	51.13	-1710.08	-1728.73	-1392.01	-1729.23	-1739.09	-1767.68	-1740.33	-1771.25
Birmingham, AL	PM _{2.5}	Nonattainment	100	0.00	51.13	-1710.08	-1728.73	-1392.01	-1729.23	-1739.09	-1767.68	-1740.33	-1771.25
Boise-Northern Ada County, ID	CO	Maintenance	100	0.00	20.44	-640.69	-646.97	-520.48	-646.99	-650.46	-661.07	-650.50	-661.17
Boise-Northern Ada County, ID	PM ₁₀	Maintenance	100	0.00	20.44	-640.69	-646.97	-520.48	-646.99	-650.46	-661.07	-650.50	-661.17
Bonner County (Sandpoint), ID	PM ₁₀	Moderate	100	0.00	0.58	-18.14	-18.32	-14.74	-18.32	-18.42	-18.72	-18.42	-18.72
Boston, MA	CO	Maintenance	100	0.00	19.57	-610.28	-616.21	-495.70	-616.22	-619.51	-629.60	-619.51	-629.61
Boston-Lawrence-Worcester (eastern MA), MA	Ozone	Moderate	50	0.00	130.20	-4071.26	-4111.04	-3307.13	-4111.09	-4133.12	-4200.47	-4133.25	-4200.85
Boston-Manchester-Portsmouth (southeast NH), NH	Ozone	Moderate	50	0.00	20.93	-652.50	-658.84	-529.98	-658.84	-662.36	-673.15	-662.36	-673.15
Boyd County (part), KY	SO _x	Maintenance	100	0.00	0.35	-10.92	-11.02	-8.87	-11.02	-11.08	-11.26	-11.08	-11.26
Buffalo-Niagara Falls, NY	Ozone	Former Subpart 1	50	0.00	20.06	-625.35	-631.43	-507.93	-631.43	-634.80	-645.14	-634.80	-645.14
Burlington, NJ	CO	Maintenance	100	0.00	0.17	-5.43	-5.48	-4.41	-5.48	-5.51	-5.60	-5.51	-5.60
Butte, MT	PM ₁₀	Moderate	100	0.00	0.79	-24.53	-24.77	-19.93	-24.77	-24.90	-25.31	-24.90	-25.31
Canon City, CO	PM ₁₀	Maintenance	100	0.00	0.64	-20.06	-20.25	-16.29	-20.25	-20.36	-20.69	-20.36	-20.69
Canton-Massillon, OH	Ozone	Maintenance	100	0.00	-1.41	-663.66	-682.56	-557.52	-685.61	-693.03	-705.92	-700.58	-727.70
Canton-Massillon, OH	PM _{2.5}	Nonattainment	100	0.00	-1.41	-663.66	-682.56	-557.52	-685.61	-693.03	-705.92	-700.58	-727.70
Case County, MI	Ozone	Maintenance	100	0.00	2.07	-67.27	-67.97	-54.71	-67.98	-68.36	-69.48	-68.39	-69.57

Table D1-24 Emission Changes <u>a/</u> by Nonattainment Area with Alternative Standards for HD Vehicles Oxides of Nitrogen (NO _x) 2050													
Nonattainment Area	Pollutant	Status <u>c/</u>	General Conformity Threshold <u>d/</u>	Emissions Changes for Proposed Alternatives (tons/year)									
				Alt. 1	Alt. 2	Alt. 3	Alt. 4	Alt. 6A	Alt. 5	Alt. 6 <u>b/</u>	Alt. 7	Alt. 6B	Alt. 8
				No Action	Engine Only	Class 8 Tractors	Engines & Classes 7-8 Tractors	15% below Preferred Alternative Stringency	Engines, Classes 7-8 Tractors, & Classes 2b-3	Engines, Tractors, & Classes 2b-8	Engines, Tractors, & Truck & Trailers	20% above Preferred Alternative Stringency	Accelerated Hybrid Adoption
Center Township (Morgan County), OH	SO _x	Maintenance	100	0.00	0.04	-1.13	-1.14	-0.92	-1.14	-1.15	-1.17	-1.15	-1.17
Central Steptoe Valley (White Pine County), NV	SO _x	Maintenance	100	0.00	0.07	-2.10	-2.12	-1.70	-2.12	-2.13	-2.16	-2.13	-2.16
Charleston, WV	Ozone	Maintenance	100	0.00	22.20	-691.94	-698.66	-562.02	-698.66	-702.40	-713.84	-702.40	-713.84
Charleston, WV	PM _{2.5}	Nonattainment	100	0.00	22.20	-691.94	-698.66	-562.02	-698.66	-702.40	-713.84	-702.40	-713.84
Charlotte, NC	CO	Maintenance	100	0.00	25.80	-804.31	-812.13	-653.29	-812.13	-816.47	-829.77	-816.47	-829.77
Charlotte-Gastonia-Rock Hill, NC-SC	Ozone	Moderate	50	0.00	58.75	-1831.49	-1849.29	-1487.60	-1849.29	-1859.17	-1889.45	-1859.17	-1889.45
Chattanooga, TN-GA-AL	PM _{2.5}	Nonattainment	100	0.00	19.90	-620.77	-626.81	-504.22	-626.81	-630.16	-640.43	-630.17	-640.44
Chattanooga, TN-GA	Ozone	Former Subpart 1	50	0.00	18.85	-588.21	-593.93	-477.77	-593.93	-597.11	-606.84	-597.11	-606.85
Chicago-Gary-Lake County, IL-IN	Ozone	Moderate	50	0.00	289.50	-20551.99	-20954.51	-16993.94	-21004.25	-21177.70	-21548.73	-21300.61	-21903.49
Chicago-Gary-Lake County, IL-IN	PM _{2.5}	Nonattainment	100	0.00	289.50	-20551.99	-20954.51	-16993.94	-21004.25	-21177.70	-21548.73	-21300.61	-21903.49
Chico, CA	CO	Maintenance	100	0.00	8.02	-249.94	-252.37	-203.01	-252.37	-253.72	-257.85	-253.72	-257.85
Chico, CA	Ozone	Former Subpart 1	50	0.00	8.02	-249.94	-252.37	-203.01	-252.37	-253.72	-257.85	-253.72	-257.85
Cincinnati-Hamilton, OH-KY-IN	Ozone	Former Subpart 1	50	0.00	152.87	-4765.86	-4812.17	-3870.99	-4812.17	-4837.88	-4916.69	-4837.88	-4916.69
Cincinnati-Hamilton, OH-KY-IN	PM _{2.5}	Nonattainment	100	0.00	152.87	-4765.86	-4812.17	-3870.99	-4812.17	-4837.88	-4916.69	-4837.88	-4916.69
Clairton & 4 Boroughs, PA	PM ₁₀	Maintenance	100	0.00	0.10	-7.85	-8.01	-6.50	-8.03	-8.10	-8.24	-8.14	-8.38
Clark County, NV	PM ₁₀	Serious	70	0.00	6.71	-209.14	-211.17	-169.87	-211.17	-212.30	-215.76	-212.30	-215.76
Clarksville-Hopkinsville, TN-KY	Ozone	Maintenance	100	0.00	12.59	-392.56	-396.37	-318.85	-396.37	-398.49	-404.98	-398.49	-404.98
Clearfield and Indiana Counties, PA	Ozone	Maintenance	100	0.00	10.50	-327.45	-330.64	-265.97	-330.64	-332.40	-337.82	-332.40	-337.82
Cleveland, OH	CO	Maintenance	100	0.00	29.53	-920.58	-929.52	-747.72	-929.52	-934.49	-949.71	-934.49	-949.71
Cleveland-Akron-Lorain, OH	Ozone	Maintenance	100	0.00	198.90	-6200.84	-6261.09	-5036.53	-6261.09	-6294.54	-6397.08	-6294.54	-6397.08
Cleveland-Akron-Lorain, OH	PM _{2.5}	Nonattainment	100	0.00	198.90	-6200.84	-6261.09	-5036.53	-6261.09	-6294.54	-6397.08	-6294.54	-6397.08
Coachella Valley, CA	PM ₁₀	Serious	70	0.00	12.57	-393.96	-397.82	-320.04	-397.83	-399.97	-406.49	-399.99	-406.55
Colbert County, AL	SO _x	Maintenance	100	0.00	1.77	-55.17	-55.70	-44.81	-55.70	-56.00	-56.91	-56.00	-56.91
Colorado Springs, CO	CO	Maintenance	100	0.00	13.51	-428.83	-433.14	-348.52	-433.17	-435.53	-442.64	-435.61	-442.88
Columbia Falls, MT	PM ₁₀	Moderate	100	0.00	0.21	-6.67	-6.73	-5.42	-6.73	-6.77	-6.88	-6.77	-6.88
Columbia, SC	Ozone	Former Subpart 1	50	0.00	27.07	-843.98	-852.18	-685.51	-852.18	-856.73	-870.69	-856.73	-870.69
Columbus, OH	Ozone	Maintenance	100	0.00	147.31	-4592.58	-4637.20	-3730.24	-4637.20	-4661.98	-4737.92	-4661.98	-4737.92
Columbus, OH	PM _{2.5}	Nonattainment	100	0.00	147.31	-4592.58	-4637.20	-3730.24	-4637.20	-4661.98	-4737.92	-4661.98	-4737.92
Conewango Township (Warren County), PA	SO _x	Maintenance	100	0.00	0.01	-2.97	-3.05	-2.48	-3.06	-3.09	-3.15	-3.12	-3.23
Coso Junction, CA	PM ₁₀	Moderate	100	0.00	0.01	-0.22	-0.22	-0.18	-0.22	-0.22	-0.22	-0.22	-0.22
Cuyahoga County, OH	PM ₁₀	Maintenance	100	0.00	54.46	-1697.88	-1714.38	-1379.08	-1714.38	-1723.54	-1751.62	-1723.54	-1751.62
Cuyahoga County, OH	SO _x	Maintenance	100	0.00	54.46	-1697.88	-1714.38	-1379.08	-1714.38	-1723.54	-1751.62	-1723.54	-1751.62
Dallas-Fort Worth, TX	Ozone	Moderate	50	0.00	144.57	-4517.12	-4561.19	-3669.22	-4561.23	-4585.66	-4660.38	-4585.76	-4660.69
Dayton-Springfield, OH	Ozone	Maintenance	100	0.00	59.90	-1867.38	-1885.53	-1516.75	-1885.53	-1895.60	-1926.48	-1895.60	-1926.48
Dayton-Springfield, OH	PM _{2.5}	Nonattainment	100	0.00	59.90	-1867.38	-1885.53	-1516.75	-1885.53	-1895.60	-1926.48	-1895.60	-1926.48
Denver Metro, CO	PM ₁₀	Maintenance	100	0.00	26.19	-2077.19	-2119.56	-1720.08	-2125.00	-2143.05	-2180.81	-2156.49	-2219.61
Denver-Boulder, CO	CO	Maintenance	100	0.00	22.97	-1977.01	-2018.41	-1638.71	-2023.85	-2041.36	-2077.46	-2054.80	-2116.26
Denver-Boulder-Greeley-Fort Collins-Loveland, CO	Ozone	Former Subpart 1	50	0.00	43.38	-2613.01	-2660.58	-2155.29	-2666.02	-2686.96	-2733.58	-2700.40	-2772.38
Detroit, MI	CO	Maintenance	100	0.00	34.37	-2215.24	-2256.89	-1829.15	-2261.82	-2279.98	-2319.71	-2292.18	-2354.91
Detroit-Ann Arbor, MI	Ozone	Maintenance	100	0.00	438.22	-14858.67	-15024.11	-12099.95	-15029.28	-15115.93	-15364.87	-15128.69	-15401.70
Detroit-Ann Arbor, MI	PM _{2.5}	Nonattainment	100	0.00	438.22	-14858.67	-15024.11	-12099.95	-15029.28	-15115.93	-15364.87	-15128.69	-15401.70
Door County, WI	Ozone	Former Subpart 1	50	0.00	1.76	-54.77	-55.30	-44.49	-55.30	-55.60	-56.50	-55.60	-56.50
Douglas (Cochise County), AZ	PM ₁₀	Moderate	100	0.00	2.14	-66.83	-67.48	-54.28	-67.48	-67.84	-68.94	-67.84	-68.94

Table D1-24 Emission Changes <u>a/</u> by Nonattainment Area with Alternative Standards for HD Vehicles Oxides of Nitrogen (NO _x) 2050													
Nonattainment Area	Pollutant	Status <u>c/</u>	General Conformity Threshold <u>d/</u>	Emissions Changes for Proposed Alternatives (tons/year)									
				Alt. 1	Alt. 2	Alt. 3	Alt. 4	Alt. 6A	Alt. 5	Alt. 6 <u>b/</u>	Alt. 7	Alt. 6B	Alt. 8
				No Action	Engine Only	Class 8 Tractors	Engines & Classes 7–8 Tractors	15% below Preferred Alternative Stringency	Engines, Classes 7–8 Tractors, & Classes 2b–3	Engines, Tractors, & Classes 2b–8	Engines, Tractors, & Trucks, & Trailers	20% above Preferred Alternative Stringency	Accelerated Hybrid Adoption
Douglas (Cochise County), AZ	SO _x	Maintenance	100	0.00	2.14	-66.83	-67.48	-54.28	-67.48	-67.84	-68.94	-67.84	-68.94
Duluth, MN	CO	Maintenance	100	0.00	2.50	-77.91	-78.66	-63.28	-78.66	-79.08	-80.37	-79.08	-80.37
Eagle River, AK	PM ₁₀	Moderate	100	0.00	0.14	-4.45	-4.50	-3.62	-4.50	-4.52	-4.59	-4.52	-4.59
East Chicago, IN	CO	Maintenance	100	0.00	7.22	-227.21	-229.45	-184.60	-229.46	-230.70	-234.46	-230.72	-234.53
East Chicago, IN	PM ₁₀	Maintenance	100	0.00	-231.28	-485.94	-626.07	-595.62	-659.28	-703.69	-732.54	-785.75	-969.40
East Helena Area (Lewis and Clark County), MT	SO _x	Nonattainment	100	0.00	0.04	-1.24	-1.25	-1.01	-1.25	-1.26	-1.28	-1.26	-1.28
El Paso County, TX	PM ₁₀	Moderate	100	0.00	-16.99	-263.99	-280.52	-235.15	-283.95	-289.68	-296.19	-298.15	-320.62
El Paso, TX	CO	Maintenance	100	0.00	0.39	-14.46	-14.64	-11.80	-14.65	-14.74	-14.98	-14.76	-15.05
Erie, PA	Ozone	Maintenance	100	0.00	9.00	-283.18	-285.98	-230.08	-285.99	-287.53	-292.22	-287.56	-292.30
Essex County (Whiteface Mountain), NY	Ozone	Former Subpart 1	50	0.00	0.05	-1.50	-1.52	-1.22	-1.52	-1.52	-1.55	-1.52	-1.55
Eugene-Springfield, OR	CO	Maintenance	100	0.00	12.58	-392.23	-396.04	-318.58	-396.04	-398.15	-404.64	-398.15	-404.64
Eugene-Springfield, OR	PM ₁₀	Moderate	100	0.00	12.58	-392.23	-396.04	-318.58	-396.04	-398.15	-404.64	-398.15	-404.64
Evansville, IN	Ozone	Maintenance	100	0.00	27.03	-842.79	-850.98	-684.54	-850.98	-855.52	-869.46	-855.52	-869.46
Evansville, IN	PM _{2.5}	Nonattainment	100	0.00	27.03	-842.79	-850.98	-684.54	-850.98	-855.52	-869.46	-855.52	-869.46
Fairbanks, AK	CO	Maintenance	100	0.00	0.50	-15.46	-15.61	-12.56	-15.61	-15.69	-15.95	-15.69	-15.95
Fayetteville, NC	Ozone	Former Subpart 1	50	0.00	8.79	-274.16	-276.83	-222.69	-276.83	-278.31	-282.84	-278.31	-282.84
Flathead County; Whitefish and vicinity, MT	PM ₁₀	Moderate	100	0.00	0.28	-8.66	-8.74	-7.03	-8.74	-8.79	-8.93	-8.79	-8.93
Flint, MI	Ozone	Maintenance	100	0.00	23.99	-801.15	-809.87	-652.11	-810.10	-814.71	-828.10	-815.27	-829.73
Follansbee, WV	PM ₁₀	Maintenance	100	0.00	0.02	-0.59	-0.59	-0.48	-0.59	-0.60	-0.61	-0.60	-0.61
Fort Collins, CO	CO	Maintenance	100	0.00	4.70	-146.60	-148.02	-119.07	-148.02	-148.81	-151.24	-148.81	-151.24
Fort Hall Reservation, ID	PM ₁₀	Moderate	100	0.00	0.02	-0.54	-0.54	-0.44	-0.54	-0.54	-0.55	-0.54	-0.55
Fort Wayne, IN	Ozone	Maintenance	100	0.00	15.99	-498.53	-503.38	-404.93	-503.38	-506.07	-514.31	-506.07	-514.31
Franklin County, PA	Ozone	Maintenance	100	0.00	7.49	-233.83	-236.11	-189.93	-236.11	-237.37	-241.24	-237.38	-241.25
Franklin Township (Coshocton County), OH	SO _x	Maintenance	100	0.00	0.03	-1.01	-1.02	-0.82	-1.02	-1.02	-1.04	-1.02	-1.04
Frederick County, VA	Ozone	Former Subpart 1	50	0.00	4.49	-140.10	-141.46	-113.79	-141.46	-142.21	-144.53	-142.21	-144.53
Fredericksburg, VA	Ozone	Maintenance	100	0.00	9.32	-290.52	-293.34	-235.97	-293.34	-294.91	-299.71	-294.91	-299.71
Freehold, NJ	CO	Maintenance	100	0.00	0.23	-7.27	-7.34	-5.91	-7.34	-7.38	-7.50	-7.38	-7.50
Fresno, CA	CO	Maintenance	100	0.00	14.78	-463.99	-468.56	-376.96	-468.57	-471.10	-478.78	-471.13	-478.88
Grand Rapids, MI	Ozone	Maintenance	100	0.00	43.71	-1362.84	-1376.08	-1106.95	-1376.08	-1383.44	-1405.97	-1383.44	-1405.98
Granite City, Nameoki Townships, IL	PM ₁₀	Maintenance	100	0.00	1.55	-48.79	-49.27	-39.64	-49.27	-49.53	-50.34	-49.54	-50.35
Grant County, NM	SO _x	Maintenance	100	0.00	0.08	-2.41	-2.43	-1.96	-2.43	-2.45	-2.49	-2.45	-2.49
Grants Pass, OR	CO	Maintenance	100	0.00	1.07	-33.32	-33.64	-27.06	-33.64	-33.82	-34.37	-33.82	-34.37
Grants Pass, OR	PM ₁₀	Maintenance	100	0.00	1.07	-33.32	-33.64	-27.06	-33.64	-33.82	-34.37	-33.82	-34.37
Great Falls, MT	CO	Maintenance	100	0.00	0.60	-18.65	-18.84	-15.15	-18.84	-18.94	-19.25	-18.94	-19.25
Greater Connecticut, CT	Ozone	Moderate	50	0.00	24.89	-790.15	-798.07	-642.15	-798.14	-802.47	-815.58	-802.63	-816.01
Greeley, CO	CO	Maintenance	100	0.00	3.72	-115.94	-117.07	-94.17	-117.07	-117.69	-119.61	-117.69	-119.61
Green Bay, WI	SO _x	Maintenance	100	0.00	4.39	-136.73	-138.06	-111.05	-138.06	-138.79	-141.05	-138.79	-141.05
Greene County, IN	Ozone	Maintenance	100	0.00	2.14	-66.57	-67.22	-54.07	-67.22	-67.58	-68.68	-67.58	-68.68
Greene County, PA	Ozone	Maintenance	100	0.00	1.29	-40.19	-40.58	-32.64	-40.58	-40.79	-41.46	-40.79	-41.46
Greensboro-Winston Salem-High Point, NC	Ozone	Marginal	50	0.00	75.02	-2341.28	-2364.08	-1901.74	-2364.09	-2376.74	-2415.46	-2376.76	-2415.54
Greensboro-Winston salem-High Point, NC	PM _{2.5}	Nonattainment	100	0.00	75.02	-2341.28	-2364.08	-1901.74	-2364.09	-2376.74	-2415.46	-2376.76	-2415.54
Greenville-Spartanburg-Anderson, SC	Ozone	Former Subpart 1	50	0.00	35.24	-1101.32	-1112.07	-894.60	-1112.08	-1118.04	-1136.26	-1118.07	-1136.34
Groveland Township (Tazewell County), IL	SO _x	Maintenance	100	0.00	0.97	-30.15	-30.44	-24.49	-30.44	-30.60	-31.10	-30.60	-31.10

Table D1-24 Emission Changes <u>a/</u> by Nonattainment Area with Alternative Standards for HD Vehicles Oxides of Nitrogen (NO _x) 2050													
Nonattainment Area	Pollutant	Status <u>c/</u>	General Conformity Threshold <u>d/</u>	Emissions Changes for Proposed Alternatives (tons/year)									
				Alt. 1	Alt. 2	Alt. 3	Alt. 4	Alt. 6A	Alt. 5	Alt. 6 <u>b/</u>	Alt. 7	Alt. 6B	Alt. 8
				No Action	Engine Only	Class 8 Tractors	Engines & Classes 7–8 Tractors	15% below Preferred Alternative Stringency	Engines, Classes 7–8 Tractors, & Classes 2b–3	Engines, Tractors, & Classes 2b–8	Engines, Tractors, & Trucks, & Trailers	20% above Preferred Alternative Stringency	Accelerated Hybrid Adoption
Hancock-Knox-Lincoln-Waldo Counties, ME	Ozone	Maintenance	100	0.00	4.15	-129.43	-130.69	-105.13	-130.69	-131.39	-133.53	-131.39	-133.53
Harrisburg-Lebanon-Carlisle, PA	Ozone	Maintenance	100	0.00	80.62	-2515.81	-2540.30	-2043.49	-2540.31	-2553.90	-2595.51	-2553.93	-2595.58
Harrisburg-Lebanon-Carlisle, PA	PM _{2.5}	Nonattainment	100	0.00	80.62	-2515.81	-2540.30	-2043.49	-2540.31	-2553.90	-2595.51	-2553.93	-2595.58
Hartford-New Britain-Middletown, CT	CO	Maintenance	100	0.00	17.12	-539.34	-544.68	-438.22	-544.70	-547.64	-556.58	-547.70	-556.75
Hayden (Pinal County), AZ	SO _x	Nonattainment	100	0.00	0.32	-9.88	-9.97	-8.02	-9.97	-10.02	-10.19	-10.02	-10.19
Hayden/Miami, AZ	PM ₁₀	Moderate	100	0.00	1.12	-34.79	-35.13	-28.26	-35.13	-35.31	-35.89	-35.31	-35.89
Haywood and Swain Counties (Great Smoky Mountain NP), NC	Ozone	Maintenance	100	0.00	0.22	-6.80	-6.86	-5.52	-6.86	-6.90	-7.01	-6.90	-7.01
Hazelwood, PA	SO _x	Maintenance	100	0.00	0.73	-27.37	-27.72	-22.36	-27.74	-27.91	-28.38	-27.96	-28.52
Hickory, NC	PM _{2.5}	Nonattainment	100	0.00	4.86	-151.42	-152.89	-122.99	-152.89	-153.71	-156.21	-153.71	-156.21
Hickory-Morgantown-Lenoir, NC	Ozone	Former Subpart 1	50	0.00	8.87	-276.44	-279.12	-224.53	-279.12	-280.61	-285.18	-280.61	-285.18
Hollis Township, IL	SO _x	Maintenance	100	0.00	-0.01	-3.06	-3.15	-2.57	-3.16	-3.20	-3.26	-3.23	-3.36
Houston-Galveston-Brazoria, TX	Ozone	Severe	25	0.00	-484.30	-4911.27	-5311.04	-4511.48	-5397.39	-5532.52	-5667.85	-5745.88	-6283.70
Humphreys County, TN	SO _x	Maintenance	100	0.00	0.35	-10.84	-10.94	-8.80	-10.94	-11.00	-11.18	-11.00	-11.18
Huntington-Ashland, WV-KY-OH	PM _{2.5}	Nonattainment	100	0.00	-119.89	-492.73	-571.95	-510.66	-590.21	-615.83	-635.42	-660.94	-765.62
Huntington-Ashland, WV-KY	Ozone	Maintenance	100	0.00	-125.63	-313.70	-391.18	-365.24	-409.43	-434.09	-450.72	-479.20	-580.92
Huron County, MI	Ozone	Maintenance	100	0.00	1.37	-42.78	-43.19	-34.75	-43.19	-43.42	-44.13	-43.42	-44.13
Imperial County, CA	Ozone	Moderate	50	0.00	7.01	-220.67	-222.84	-179.28	-222.85	-224.05	-227.71	-224.08	-227.77
Imperial Valley, CA	PM ₁₀	Serious	70	0.00	6.87	-216.12	-218.25	-175.59	-218.26	-219.44	-223.02	-219.46	-223.08
Indian Wells, CA	PM ₁₀	Maintenance	100	0.00	0.78	-24.16	-24.40	-19.63	-24.40	-24.53	-24.93	-24.53	-24.93
Indianapolis, IN	CO	Maintenance	100	0.00	157.47	-4909.15	-4956.86	-3987.38	-4956.86	-4983.34	-5064.52	-4983.34	-5064.52
Indianapolis, IN	Ozone	Maintenance	100	0.00	157.47	-4909.15	-4956.86	-3987.38	-4956.86	-4983.34	-5064.52	-4983.34	-5064.52
Indianapolis, IN	PM _{2.5}	Nonattainment	100	0.00	157.47	-4909.15	-4956.86	-3987.38	-4956.86	-4983.34	-5064.52	-4983.34	-5064.52
Jackson County, IN	Ozone	Maintenance	100	0.00	4.43	-138.13	-139.47	-112.19	-139.47	-140.22	-142.50	-140.22	-142.50
Jamestown, NY	Ozone	Former Subpart 1	50	0.00	5.35	-169.38	-171.07	-137.64	-171.08	-172.01	-174.82	-172.04	-174.90
Jefferson County, NY	Ozone	Moderate	50	0.00	3.55	-110.81	-111.89	-90.01	-111.89	-112.49	-114.32	-112.49	-114.32
Jefferson County, OH	PM ₁₀	Maintenance	100	0.00	0.25	-7.79	-7.87	-6.33	-7.87	-7.91	-8.04	-7.91	-8.04
Johnson City-Kingsport-Bristol, TN	Ozone	Former Subpart 1	50	0.00	7.92	-246.83	-249.23	-200.49	-249.23	-250.56	-254.65	-250.56	-254.65
Johnstown, PA	Ozone	Maintenance	100	0.00	4.68	-145.84	-147.25	-118.45	-147.25	-148.04	-150.45	-148.04	-150.46
Johnstown, PA	PM _{2.5}	Nonattainment	100	0.00	4.68	-145.84	-147.25	-118.45	-147.25	-148.04	-150.45	-148.04	-150.46
Juneau, AK	PM ₁₀	Moderate	100	0.00	0.23	-7.06	-7.13	-5.74	-7.13	-7.17	-7.28	-7.17	-7.28
Kalamazoo-Battle Creek, MI	Ozone	Maintenance	100	0.00	25.08	-782.07	-789.68	-635.23	-789.68	-793.90	-806.83	-793.90	-806.84
Kalispell, MT	PM ₁₀	Moderate	100	0.00	1.12	-35.06	-35.40	-28.47	-35.40	-35.59	-36.17	-35.59	-36.17
Kent and Queen Annes Counties, MD	Ozone	Maintenance	100	0.00	2.42	-79.03	-79.86	-64.29	-79.88	-80.32	-81.64	-80.36	-81.75
Kent, WA	PM ₁₀	Maintenance	100	0.00	0.83	-26.00	-26.25	-21.12	-26.25	-26.39	-26.82	-26.39	-26.82
Kern County (Eastern Kern), CA	Ozone	Former Subpart 1	50	0.00	2.00	-62.38	-62.98	-50.67	-62.98	-63.32	-64.35	-63.32	-64.35
Kewaunee County, WI	Ozone	Maintenance	100	0.00	1.11	-34.63	-34.96	-28.12	-34.96	-35.15	-35.72	-35.15	-35.72
King County, WA	PM ₁₀	Maintenance	100	0.00	0.32	-10.11	-10.21	-8.21	-10.21	-10.26	-10.43	-10.26	-10.43
Klamath Falls, OR	CO	Maintenance	100	0.00	2.60	-80.91	-81.69	-65.72	-81.69	-82.13	-83.47	-82.13	-83.47
Klamath Falls, OR	PM ₁₀	Maintenance	100	0.00	2.60	-80.91	-81.69	-65.72	-81.69	-82.13	-83.47	-82.13	-83.47
Knoxville, TN	Ozone	Former Subpart 1	50	0.00	102.89	-3207.62	-3238.79	-2605.34	-3238.79	-3256.09	-3309.13	-3256.09	-3309.13
Knoxville, TN	PM _{2.5}	Nonattainment	100	0.00	102.89	-3207.62	-3238.79	-2605.34	-3238.79	-3256.09	-3309.13	-3256.09	-3309.13
La Porte County, IN	SO _x	Maintenance	100	0.00	2.15	-67.41	-68.06	-54.76	-68.07	-68.43	-69.55	-68.43	-69.55
LaGrande, OR	PM ₁₀	Maintenance	100	0.00	0.40	-12.42	-12.54	-10.09	-12.54	-12.61	-12.81	-12.61	-12.81

Table D1-24 Emission Changes <u>a/</u> by Nonattainment Area with Alternative Standards for HD Vehicles Oxides of Nitrogen (NO _x) 2050													
Nonattainment Area	Pollutant	Status <u>c/</u>	General Conformity Threshold <u>d/</u>	Emissions Changes for Proposed Alternatives (tons/year)									
				Alt. 1	Alt. 2	Alt. 3	Alt. 4	Alt. 6A	Alt. 5	Alt. 6 <u>b/</u>	Alt. 7	Alt. 6B	Alt. 8
				No Action	Engine Only	Class 8 Tractors	Engines & Classes 7-8 Tractors	15% below Preferred Alternative Stringency	Engines, Classes 7-8 Tractors, & Classes 2b-3	Engines, Tractors, & Classes 2b-8	Engines, Tractors, & Trucks, & Trailers	20% above Preferred Alternative Stringency	Accelerated Hybrid Adoption
Lake County, IN	SO _x	Maintenance	100	0.00	10.39	-327.35	-330.59	-265.98	-330.61	-332.39	-337.82	-332.43	-337.93
Lake County, OH	SO _x	Maintenance	100	0.00	1.41	-43.91	-44.34	-35.67	-44.34	-44.58	-45.30	-44.58	-45.30
Lake County, OR	PM ₁₀	Maintenance	100	0.00	0.16	-4.99	-5.04	-4.05	-5.04	-5.06	-5.15	-5.06	-5.15
Lake Tahoe North Shore, CA	CO	Maintenance	100	0.00	0.55	-17.04	-17.21	-13.84	-17.21	-17.30	-17.58	-17.30	-17.58
Lake Tahoe South Shore, CA	CO	Maintenance	100	0.00	1.40	-43.68	-44.10	-35.48	-44.10	-44.34	-45.06	-44.34	-45.06
Lake Tahoe, NV	CO	Maintenance	100	0.00	0.29	-8.90	-8.99	-7.23	-8.99	-9.04	-9.19	-9.04	-9.19
Lamar, CO	PM ₁₀	Maintenance	100	0.00	0.25	-7.72	-7.80	-6.27	-7.80	-7.84	-7.97	-7.84	-7.97
Lame Deer, MT	PM ₁₀	Moderate	100	0.00	0.07	-2.04	-2.06	-1.66	-2.06	-2.07	-2.11	-2.07	-2.11
Lancaster, PA	Ozone	Maintenance	100	0.00	31.51	-984.36	-993.96	-799.58	-993.97	-999.29	-1015.57	-999.31	-1015.64
Lancaster, PA	PM _{2.5}	Nonattainment	100	0.00	31.51	-984.36	-993.96	-799.58	-993.97	-999.29	-1015.57	-999.31	-1015.64
Lane County, OR	PM ₁₀	Moderate	100	0.00	0.03	-0.97	-0.98	-0.79	-0.98	-0.99	-1.00	-0.99	-1.00
Lansing-East Lansing, MI	Ozone	Maintenance	100	0.00	24.27	-756.60	-763.95	-614.54	-763.95	-768.04	-780.55	-768.04	-780.55
LaPorte, IN	Ozone	Maintenance	100	0.00	5.92	-187.42	-189.29	-152.30	-189.30	-190.33	-193.44	-190.36	-193.52
Las Vegas, NV	CO	Serious	100	0.00	13.49	-420.64	-424.73	-341.66	-424.73	-427.00	-433.96	-427.00	-433.96
Las Vegas, NV	Ozone	Former Subpart 1	50	0.00	13.49	-420.64	-424.73	-341.66	-424.73	-427.00	-433.96	-427.00	-433.96
Lauderdale County, AL	SO _x	Maintenance	100	0.00	2.72	-84.71	-85.53	-68.80	-85.53	-85.99	-87.39	-85.99	-87.39
Laurel Area (Yellowstone County), MT	SO _x	Nonattainment	100	0.00	0.06	-1.84	-1.86	-1.49	-1.86	-1.87	-1.90	-1.87	-1.90
Libby, MT	PM ₁₀	Moderate	100	0.00	0.35	-10.78	-10.88	-8.75	-10.88	-10.94	-11.12	-10.94	-11.12
Libby, MT	PM _{2.5}	Nonattainment	100	0.00	0.35	-10.78	-10.88	-8.75	-10.88	-10.94	-11.12	-10.94	-11.12
Liberty-Clairton, PA	PM _{2.5}	Nonattainment	100	0.00	0.10	-7.85	-8.01	-6.50	-8.03	-8.09	-8.24	-8.14	-8.38
Lima, OH	Ozone	Maintenance	100	0.00	-108.86	-277.05	-344.33	-320.86	-360.17	-381.59	-396.10	-420.73	-509.08
Longmont, CO	CO	Maintenance	100	0.00	2.38	-74.16	-74.89	-60.24	-74.89	-75.29	-76.51	-75.29	-76.51
Lorain County, OH	SO _x	Maintenance	100	0.00	1.73	-53.97	-54.49	-43.83	-54.49	-54.78	-55.67	-54.78	-55.67
Los Angeles South Coast Air Basin, CA	CO	Maintenance	100	0.00	1087.58	-38977.58	-39445.58	-31791.30	-39467.46	-39705.27	-40363.51	-39759.35	-40519.61
Los Angeles South Coast Air Basin, CA	NO _x	Maintenance	100	0.00	1087.58	-38977.58	-39445.58	-31791.30	-39467.46	-39705.27	-40363.51	-39759.35	-40519.61
Los Angeles South Coast Air Basin, CA	Ozone	Extreme	10	0.00	1087.58	-38977.58	-39445.58	-31791.30	-39467.46	-39705.27	-40363.51	-39759.35	-40519.61
Los Angeles South Coast Air Basin, CA	PM ₁₀	Serious	70	0.00	1087.58	-38977.58	-39445.58	-31791.30	-39467.46	-39705.27	-40363.51	-39759.35	-40519.61
Los Angeles South Coast Air Basin, CA	PM _{2.5}	Nonattainment	100	0.00	1087.58	-38977.58	-39445.58	-31791.30	-39467.46	-39705.27	-40363.51	-39759.35	-40519.61
Los Angeles-San Bernardino Counties (western Mohave), CA	Ozone	Moderate	50	0.00	12.09	-376.99	-380.65	-306.20	-380.65	-382.68	-388.92	-382.68	-388.92
Louisville, KY-IN	Ozone	Maintenance	100	0.00	98.90	-3083.38	-3113.35	-2504.43	-3113.35	-3129.98	-3180.97	-3129.98	-3180.97
Louisville, KY-IN	PM _{2.5}	Nonattainment	100	0.00	98.90	-3083.38	-3113.35	-2504.43	-3113.35	-3129.98	-3180.97	-3129.98	-3180.97
Lowell, MA	CO	Maintenance	100	0.00	2.99	-93.13	-94.04	-75.64	-94.04	-94.54	-96.08	-94.54	-96.08
Lucas County, OH	SO _x	Maintenance	100	0.00	9.94	-309.84	-312.86	-251.67	-312.86	-314.53	-319.65	-314.53	-319.65
Lyons Township, IL	PM ₁₀	Maintenance	100	0.00	2.45	-77.96	-78.75	-63.36	-78.75	-79.18	-80.48	-79.20	-80.52
Macon, GA	Ozone	Maintenance	100	0.00	8.28	-258.27	-260.78	-209.77	-260.78	-262.17	-266.44	-262.17	-266.44
Macon, GA	PM _{2.5}	Nonattainment	100	0.00	8.28	-258.27	-260.78	-209.77	-260.78	-262.17	-266.44	-262.17	-266.44
Madison and Page Counties (Shenandoah NP), VA	Ozone	Maintenance	100	0.00	0.07	-2.29	-2.31	-1.86	-2.31	-2.32	-2.36	-2.32	-2.36
Madison, WI	SO _x	Maintenance	100	0.00	11.08	-345.42	-348.77	-280.56	-348.77	-350.64	-356.35	-350.64	-356.35
Mammoth Lake, CA	PM ₁₀	Moderate	100	0.00	0.39	-12.04	-12.15	-9.78	-12.15	-12.22	-12.42	-12.22	-12.42
Manchester, NH	CO	Maintenance	100	0.00	1.87	-58.42	-58.99	-47.45	-58.99	-59.31	-60.27	-59.31	-60.27
Manitowoc County, WI	Ozone	Former Subpart 1	50	0.00	5.72	-178.30	-180.04	-144.82	-180.04	-181.00	-183.95	-181.00	-183.95
Marion County, IN	SO _x	Maintenance	100	0.00	10.09	-314.42	-317.48	-255.38	-317.48	-319.17	-324.37	-319.17	-324.37
Mariposa and Tuolumne Counties (Southern Mountain), CA	Ozone	Former Subpart 1	50	0.00	2.18	-68.00	-68.66	-55.23	-68.66	-69.03	-70.15	-69.03	-70.15

Table D1-24 Emission Changes <u>a/</u> by Nonattainment Area with Alternative Standards for HD Vehicles Oxides of Nitrogen (NO _x) 2050													
Nonattainment Area	Pollutant	Status <u>c/</u>	General Conformity Threshold <u>d/</u>	Emissions Changes for Proposed Alternatives (tons/year)									
				Alt. 1	Alt. 2	Alt. 3	Alt. 4	Alt. 6A	Alt. 5	Alt. 6 <u>b/</u>	Alt. 7	Alt. 6B	Alt. 8
				No Action	Engine Only	Class 8 Tractors	Engines & Classes 7-8 Tractors	15% below Preferred Alternative Stringency	Engines, Classes 7-8 Tractors, & Classes 2b-3	Engines, Tractors, & Classes 2b-8	Engines, Tractors, & Trucks, & Trailers	20% above Preferred Alternative Stringency	Accelerated Hybrid Adoption
Martinsburg, WV-Hagerstown, MD	PM _{2.5}	Nonattainment	100	0.00	10.94	-341.15	-344.46	-277.09	-344.46	-346.30	-351.94	-346.30	-351.94
Mason County, MI	Ozone	Maintenance	100	0.00	1.37	-42.71	-43.12	-34.69	-43.12	-43.35	-44.06	-43.35	-44.06
Medford, OR	CO	Maintenance	100	0.00	2.51	-78.31	-79.07	-63.60	-79.07	-79.49	-80.78	-79.49	-80.78
Medford-Ashland, OR	PM ₁₀	Maintenance	100	0.00	6.04	-188.41	-190.24	-153.04	-190.24	-191.26	-194.38	-191.26	-194.38
Memphis, TN-AR	Ozone	Maintenance	100	0.00	4.56	-1141.72	-1170.40	-953.44	-1174.71	-1186.30	-1207.88	-1196.95	-1238.64
Memphis, TN	CO	Maintenance	100	0.00	1.56	-1048.00	-1075.77	-877.32	-1080.09	-1091.17	-1111.20	-1101.82	-1141.96
Miami (Gila County), AZ	SO _x	Maintenance	100	0.00	0.78	-24.21	-24.44	-19.66	-24.44	-24.57	-24.97	-24.57	-24.97
Millinocket AQCR 109, ME	SO _x	Maintenance	100	0.00	0.15	-5.88	-5.95	-4.80	-5.96	-6.00	-6.10	-6.01	-6.13
Milwaukee, WI	SO _x	Maintenance	100	0.00	15.30	-476.93	-481.56	-387.38	-481.56	-484.13	-492.02	-484.13	-492.02
Milwaukee-Racine, WI	Ozone	Moderate	50	0.00	65.33	-2036.69	-2056.48	-1654.27	-2056.48	-2067.47	-2101.15	-2067.47	-2101.15
Minneapolis-St Paul, MN	CO	Maintenance	100	0.00	92.88	-6342.95	-6465.24	-5241.95	-6480.11	-6533.05	-6647.26	-6569.81	-6753.36
Minneapolis-St Paul, MN	SO _x	Maintenance	100	0.00	199.49	-6227.29	-6287.94	-5058.22	-6287.98	-6321.62	-6424.61	-6321.70	-6424.86
Missoula, MT	CO	Maintenance	100	0.00	4.25	-138.67	-140.13	-112.80	-140.16	-140.94	-143.25	-141.00	-143.44
Missoula, MT	PM ₁₀	Moderate	100	0.00	4.25	-138.67	-140.13	-112.80	-140.16	-140.94	-143.25	-141.00	-143.44
Modesto, CA	CO	Maintenance	100	0.00	8.75	-272.66	-275.31	-221.46	-275.31	-276.78	-281.29	-276.78	-281.29
Mohave County, AZ	PM ₁₀	Maintenance	100	0.00	4.22	-131.55	-132.83	-106.85	-132.83	-133.54	-135.72	-133.54	-135.72
Mono Basin, CA	PM ₁₀	Moderate	100	0.00	0.05	-1.60	-1.61	-1.30	-1.61	-1.62	-1.65	-1.62	-1.65
Morenci (Greenlee County), AZ	SO _x	Maintenance	100	0.00	0.07	-2.33	-2.36	-1.89	-2.36	-2.37	-2.41	-2.37	-2.41
Morristown, NJ	CO	Maintenance	100	0.00	0.52	-16.13	-16.28	-13.10	-16.28	-16.37	-16.64	-16.37	-16.64
Muhlenberg County, KY	SO _x	Maintenance	100	0.00	1.00	-31.29	-31.59	-25.41	-31.59	-31.76	-32.28	-31.76	-32.28
Muncie, IN	Ozone	Maintenance	100	0.00	4.76	-148.46	-149.90	-120.58	-149.90	-150.70	-153.15	-150.70	-153.15
Murray County (Chattahoochee NF), GA	Ozone	Maintenance	100	0.00	0.20	-6.08	-6.14	-4.94	-6.14	-6.17	-6.27	-6.17	-6.27
Muscatine County, IA	SO _x	Maintenance	100	0.00	0.87	-27.19	-27.45	-22.08	-27.45	-27.60	-28.05	-27.60	-28.05
Muskegon, MI	Ozone	Maintenance	100	0.00	6.66	-207.75	-209.77	-168.75	-209.77	-210.89	-214.33	-210.90	-214.33
Nashua, NH	CO	Maintenance	100	0.00	1.52	-47.33	-47.79	-38.45	-47.79	-48.05	-48.83	-48.05	-48.83
Nashville, TN	Ozone	Former Subpart 1	50	0.00	84.79	-2646.19	-2671.95	-2149.40	-2671.97	-2686.26	-2730.02	-2686.28	-2730.10
Nevada County (western part), CA	Ozone	Former Subpart 1	50	0.00	2.61	-81.37	-82.16	-66.09	-82.16	-82.60	-83.94	-82.60	-83.94
New Haven County, CT	PM ₁₀	Maintenance	100	0.00	2.86	-89.06	-89.93	-72.34	-89.93	-90.41	-91.88	-90.41	-91.88
New Haven-Meriden-Waterbury, CT	CO	Maintenance	100	0.00	13.17	-412.59	-416.64	-335.17	-416.65	-418.88	-425.71	-418.90	-425.77
New Manchester-Grant Magisterial District (Hancock County), WV	SO _x	Maintenance	100	0.00	0.14	-4.44	-4.49	-3.61	-4.49	-4.51	-4.58	-4.51	-4.58
New York County, NY	PM ₁₀	Moderate	100	0.00	3.99	-154.41	-156.43	-126.20	-156.56	-157.56	-160.19	-157.88	-161.11
New York-N. New Jersey-Long Island, NY-NJ-CT	CO	Maintenance	100	0.00	265.31	-10215.59	-10349.08	-8348.21	-10357.47	-10423.13	-10597.32	-10443.87	-10657.16
New York-N. New Jersey-Long Island, NY-NJ-CT	PM _{2.5}	Nonattainment	100	0.00	238.62	-10244.54	-10393.45	-8394.20	-10405.56	-10476.06	-10653.05	-10505.97	-10739.39
New York-northern New Jersey-Long Island, NY-NJ-CT	Ozone	Moderate	50	0.00	132.39	-6932.59	-7049.32	-5704.12	-7061.43	-7114.06	-7236.28	-7143.97	-7322.62
Nogales, AZ	PM ₁₀	Moderate	100	0.00	1.40	-43.70	-44.13	-35.50	-44.13	-44.36	-45.09	-44.36	-45.09
Norfolk-Virginia Beach-Newport News, VA	Ozone	Maintenance	100	0.00	-51.02	-683.32	-729.97	-614.38	-739.78	-755.82	-773.27	-780.06	-843.25
Ogden, UT	CO	Maintenance	100	0.00	2.18	-67.83	-68.49	-55.09	-68.49	-68.86	-69.98	-68.86	-69.98
Ogden, UT	PM ₁₀	Moderate	100	0.00	2.18	-67.83	-68.49	-55.09	-68.49	-68.86	-69.98	-68.86	-69.98
Oglesby, IL	PM ₁₀	Maintenance	100	0.00	0.08	-2.54	-2.56	-2.06	-2.56	-2.57	-2.62	-2.57	-2.62
Olmsted County, MN	PM ₁₀	Maintenance	100	0.00	0.62	-19.23	-19.41	-15.62	-19.41	-19.52	-19.83	-19.52	-19.83
Olympia, Tumwater, Lacey, WA	PM ₁₀	Maintenance	100	0.00	3.51	-109.57	-110.64	-89.00	-110.64	-111.23	-113.04	-111.23	-113.04
Owens Valley, CA	PM ₁₀	Serious	70	0.00	0.01	-3.63	-3.73	-3.04	-3.74	-3.78	-3.85	-3.82	-3.95
Pagosa Springs, CO	PM ₁₀	Maintenance	100	0.00	0.01	-0.21	-0.22	-0.17	-0.22	-0.22	-0.22	-0.22	-0.22

Table D1-24 Emission Changes <u>a/</u> by Nonattainment Area with Alternative Standards for HD Vehicles Oxides of Nitrogen (NO _x) 2050													
Nonattainment Area	Pollutant	Status <u>c/</u>	General Conformity Threshold <u>d/</u>	Emissions Changes for Proposed Alternatives (tons/year)									
				Alt. 1	Alt. 2	Alt. 3	Alt. 4	Alt. 6A	Alt. 5	Alt. 6 <u>b/</u>	Alt. 7	Alt. 6B	Alt. 8
				No Action	Engine Only	Class 8 Tractors	Engines & Classes 7-8 Tractors	15% below Preferred Alternative Stringency	Engines, Classes 7-8 Tractors, & Classes 2b-3	Engines, Tractors, & Classes 2b-8	Engines, Tractors, & Trucks, & Trailers	20% above Preferred Alternative Stringency	Accelerated Hybrid Adoption
Parkersburg-Marietta, WV-OH	Ozone	Maintenance	100	0.00	13.66	-426.11	-430.26	-346.11	-430.26	-432.56	-439.60	-432.56	-439.61
Parkersburg-Marietta, WV-OH	PM _{2.5}	Nonattainment	100	0.00	13.66	-426.11	-430.26	-346.11	-430.26	-432.56	-439.60	-432.56	-439.61
Payson, AZ	PM ₁₀	Maintenance	100	0.00	0.49	-15.32	-15.47	-12.44	-15.47	-15.55	-15.80	-15.55	-15.80
Penns Grove, NJ	CO	Maintenance	100	0.00	0.01	-0.46	-0.46	-0.37	-0.46	-0.46	-0.47	-0.46	-0.47
Peoria, IL	SO _x	Maintenance	100	0.00	3.97	-127.12	-128.42	-103.34	-128.43	-129.14	-131.25	-129.17	-131.35
Perth Amboy, NJ	CO	Maintenance	100	0.00	-24.87	-89.03	-105.10	-94.88	-108.83	-114.01	-117.82	-123.22	-144.42
Philadelphia-Camden County, PA-NJ	CO	Maintenance	100	0.00	10.12	-325.56	-328.90	-264.69	-328.94	-330.75	-336.16	-330.86	-336.47
Phildelphia-Wilmington, PA-NY-DE	PM _{2.5}	Nonattainment	100	0.00	-114.81	-3806.16	-3973.08	-3284.29	-4004.95	-4065.58	-4148.49	-4144.33	-4375.80
Phildelphia-Wilmington-Atlantic City, PA-NY-MD-DE	Ozone	Moderate	50	0.00	-75.33	-5044.94	-5224.04	-4290.69	-5255.95	-5323.30	-5426.72	-5402.14	-5654.27
Phoenix, AZ	CO	Maintenance	100	0.00	265.05	-8266.90	-8347.29	-6714.75	-8347.31	-8391.93	-8528.64	-8391.97	-8528.75
Phoenix, AZ	PM ₁₀	Serious	70	0.00	265.05	-8266.90	-8347.29	-6714.75	-8347.31	-8391.93	-8528.64	-8391.97	-8528.75
Phoenix-Mesa, AZ	Ozone	Former Subpart 1	50	0.00	134.96	-4211.08	-4252.07	-3420.48	-4252.08	-4274.82	-4344.47	-4274.86	-4344.58
Pierce County, WA	PM ₁₀	Maintenance	100	0.00	0.28	-8.65	-8.74	-7.03	-8.74	-8.78	-8.93	-8.78	-8.93
Pinehurst, ID	PM ₁₀	Moderate	100	0.00	0.03	-0.87	-0.88	-0.71	-0.88	-0.88	-0.90	-0.88	-0.90
Pittsburgh, PA	CO	Maintenance	100	0.00	0.49	-20.03	-20.31	-16.39	-20.33	-20.46	-20.81	-20.51	-20.95
Pittsburgh-Beaver Valley, PA	Ozone	Former Subpart 1	50	0.00	105.85	-3304.76	-3336.95	-2684.36	-3336.97	-3354.83	-3409.49	-3354.88	-3409.63
Pittsburgh-Beaver Valley, PA	PM _{2.5}	Nonattainment	100	0.00	105.85	-3304.76	-3336.95	-2684.36	-3336.97	-3354.83	-3409.49	-3354.88	-3409.63
Polk County, TN	SO _x	Maintenance	100	0.00	0.77	-23.85	-24.08	-19.37	-24.08	-24.21	-24.61	-24.21	-24.61
Polson, MT	PM ₁₀	Moderate	100	0.00	0.13	-4.08	-4.12	-3.31	-4.12	-4.14	-4.20	-4.14	-4.20
Portland, ME	Ozone	Maintenance	100	0.00	23.65	-744.57	-751.94	-604.96	-751.97	-756.02	-768.36	-756.10	-768.58
Portland, OR	CO	Maintenance	100	0.00	27.24	-862.36	-870.97	-700.78	-871.03	-875.75	-890.05	-875.89	-890.45
Portneuf Valley, ID	PM ₁₀	Maintenance	100	0.00	1.22	-38.18	-38.55	-31.01	-38.55	-38.76	-39.39	-38.76	-39.39
Poughkeepsie, NY	Ozone	Moderate	50	0.00	22.96	-715.85	-722.81	-581.44	-722.81	-726.67	-738.51	-726.67	-738.51
Presque Isle, ME	PM ₁₀	Maintenance	100	0.00	0.32	-10.03	-10.12	-8.14	-10.12	-10.18	-10.34	-10.18	-10.34
Providence (entire State), RI	Ozone	Moderate	50	0.00	9.97	-319.74	-323.00	-259.93	-323.04	-324.81	-330.12	-324.91	-330.39
Provo, UT	CO	Maintenance	100	0.00	3.11	-97.09	-98.03	-78.86	-98.03	-98.56	-100.16	-98.56	-100.16
Raleigh-Durham, NC	CO	Maintenance	100	0.00	44.46	-1387.50	-1401.01	-1127.02	-1401.02	-1408.51	-1431.46	-1408.53	-1431.51
Raleigh-Durham-Chapel Hill, NC	Ozone	Maintenance	100	0.00	67.80	-2115.34	-2135.92	-1718.19	-2135.92	-2147.34	-2182.33	-2147.36	-2182.38
Ramsey County, MN	PM ₁₀	Maintenance	100	0.00	-0.19	-2.01	-2.17	-1.84	-2.21	-2.26	-2.32	-2.35	-2.56
Reading, PA	Ozone	Maintenance	100	0.00	25.31	-792.28	-800.03	-643.60	-800.05	-804.34	-817.45	-804.38	-817.55
Reading, PA	PM _{2.5}	Nonattainment	100	0.00	25.31	-792.28	-800.03	-643.60	-800.05	-804.34	-817.45	-804.38	-817.55
Reno, NV	CO	Maintenance	100	0.00	4.19	-130.55	-131.82	-106.04	-131.82	-132.52	-134.68	-132.52	-134.68
Rhineland (Oneida County), WI	SO _x	Maintenance	100	0.00	0.06	-1.81	-1.83	-1.47	-1.83	-1.84	-1.87	-1.84	-1.87
Richmond-Petersburg, VA	Ozone	Maintenance	100	0.00	19.55	-614.69	-620.76	-499.41	-620.78	-624.12	-634.30	-624.18	-634.47
Rillito, AZ	PM ₁₀	Moderate	100	0.00	1.21	-37.75	-38.12	-30.66	-38.12	-38.32	-38.94	-38.32	-38.94
Riverside County (Coachella Valley), CA	Ozone	Severe	25	0.00	12.57	-393.96	-397.82	-320.04	-397.83	-399.97	-406.49	-399.99	-406.55
Roanoke, VA	Ozone	Former Subpart 1	50	0.00	9.03	-281.38	-284.12	-228.55	-284.12	-285.64	-290.29	-285.64	-290.29
Rochester (Olmsted County), MN	SO _x	Maintenance	100	0.00	2.81	-87.70	-88.55	-71.23	-88.55	-89.02	-90.47	-89.02	-90.47
Rochester, NY	Ozone	Former Subpart 1	50	0.00	22.26	-694.10	-700.85	-563.77	-700.85	-704.59	-716.07	-704.59	-716.07
Rocky Mount, NC	Ozone	Maintenance	100	0.00	6.47	-201.57	-203.52	-163.72	-203.52	-204.61	-207.95	-204.61	-207.95
Rome, GA	PM _{2.5}	Nonattainment	100	0.00	2.90	-90.50	-91.38	-73.51	-91.38	-91.86	-93.36	-91.86	-93.36
Ronan, MT	PM ₁₀	Moderate	100	0.00	0.05	-1.54	-1.56	-1.25	-1.56	-1.56	-1.59	-1.56	-1.59
Rothschild, Rib Mountain, Weston (Marathon County), WI	SO _x	Maintenance	100	0.00	0.10	-3.18	-3.21	-2.59	-3.21	-3.23	-3.28	-3.23	-3.28

Table D1-24 Emission Changes <u>a/</u> by Nonattainment Area with Alternative Standards for HD Vehicles Oxides of Nitrogen (NO _x) 2050													
Nonattainment Area	Pollutant	Status <u>c/</u>	General Conformity Threshold <u>d/</u>	Emissions Changes for Proposed Alternatives (tons/year)									
				Alt. 1	Alt. 2	Alt. 3	Alt. 4	Alt. 6A	Alt. 5	Alt. 6 <u>b/</u>	Alt. 7	Alt. 6B	Alt. 8
				No Action	Engine Only	Class 8 Tractors	Engines & Classes 7–8 Tractors	15% below Preferred Alternative Stringency	Engines, Classes 7–8 Tractors, & Classes 2b–3	Engines, Tractors, & Classes 2b–8	Engines, Tractors, & Trucks, & Trailers	20% above Preferred Alternative Stringency	Accelerated Hybrid Adoption
Sacramento County, CA	PM ₁₀	Moderate	100	0.00	36.51	-1143.41	-1154.61	-928.85	-1154.63	-1160.82	-1179.75	-1160.88	-1179.90
Sacramento Metro, CA	Ozone	Severe	25	0.00	64.98	-2030.78	-2050.60	-1649.60	-2050.63	-2061.61	-2095.20	-2061.66	-2095.36
Sacramento, CA	CO	Maintenance	100	0.00	38.93	-1218.82	-1230.75	-990.10	-1230.77	-1237.37	-1257.54	-1237.43	-1257.70
Salem, OR	CO	Maintenance	100	0.00	3.30	-102.86	-103.86	-83.55	-103.86	-104.42	-106.12	-104.42	-106.12
Salt Lake City, UT	CO	Maintenance	100	0.00	-8.87	-135.50	-144.07	-120.81	-145.84	-148.81	-152.17	-153.20	-164.85
Salt Lake County, UT	PM ₁₀	Moderate	100	0.00	24.66	-1180.74	-1199.47	-969.79	-1201.24	-1209.85	-1230.49	-1214.24	-1243.17
Salt Lake County, UT	SO _x	Nonattainment	100	0.00	37.43	-1166.89	-1178.23	-947.79	-1178.23	-1184.52	-1203.82	-1184.52	-1203.82
San Antonio, TX	Ozone	Former Subpart 1	50	0.00	51.43	-1627.94	-1644.19	-1322.91	-1644.30	-1653.21	-1680.20	-1653.48	-1680.96
San Bernardino County, CA	PM ₁₀	Moderate	100	0.00	7.93	-247.32	-249.72	-200.88	-249.72	-251.06	-255.15	-251.06	-255.15
San Diego, CA	CO	Maintenance	100	0.00	135.64	-4230.74	-4271.88	-3436.40	-4271.89	-4294.72	-4364.69	-4294.74	-4364.75
San Diego, CA	Ozone	Former Subpart 1	50	0.00	135.64	-4230.74	-4271.88	-3436.40	-4271.89	-4294.72	-4364.69	-4294.74	-4364.75
San Francisco Bay Area, CA	Ozone	Marginal	50	0.00	-224.84	-3538.62	-3758.60	-3149.57	-3804.12	-3880.48	-3967.52	-3992.95	-4292.17
San Francisco-Oakland-San Jose, CA	CO	Maintenance	100	0.00	-204.07	-4181.29	-4407.42	-3671.43	-4452.91	-4532.71	-4630.37	-4645.13	-4954.86
San Joaquin Valley, CA	Ozone	Extreme	10	0.00	369.32	-11728.95	-11846.72	-9532.27	-11847.65	-11912.09	-12106.62	-11914.39	-12113.25
San Joaquin Valley, CA	PM ₁₀	Maintenance	100	0.00	369.32	-11728.95	-11846.72	-9532.27	-11847.65	-11912.09	-12106.62	-11914.39	-12113.25
San Joaquin Valley, CA	PM _{2.5}	Nonattainment	100	0.00	369.32	-11728.95	-11846.72	-9532.27	-11847.65	-11912.09	-12106.62	-11914.39	-12113.25
San Manuel (Pinal County), AZ	SO _x	Maintenance	100	0.00	1.13	-35.29	-35.63	-28.66	-35.63	-35.82	-36.41	-35.82	-36.41
Sanders County (part);Thompson Falls and vicinity, MT	PM ₁₀	Moderate	100	0.00	0.02	-0.74	-0.75	-0.60	-0.75	-0.75	-0.76	-0.75	-0.76
Scranton-Wilkes Barre, PA	Ozone	Maintenance	100	0.00	27.29	-850.75	-859.01	-691.00	-859.01	-863.60	-877.67	-863.60	-877.67
Seattle-Tacoma, WA	CO	Maintenance	100	0.00	93.12	-2903.03	-2931.24	-2357.94	-2931.24	-2946.90	-2994.90	-2946.90	-2994.90
Sheboygan, WI	Ozone	Moderate	50	0.00	6.05	-188.73	-190.56	-153.29	-190.56	-191.58	-194.70	-191.58	-194.70
Sheridan, WY	PM ₁₀	Moderate	100	0.00	0.70	-21.84	-22.06	-17.74	-22.06	-22.17	-22.54	-22.17	-22.54
Shoshone County, ID	PM ₁₀	Moderate	100	0.00	0.00	-0.01	-0.01	-0.01	-0.01	-0.01	-0.01	-0.01	-0.01
Somerville, NJ	CO	Maintenance	100	0.00	0.25	-7.84	-7.92	-6.37	-7.92	-7.96	-8.09	-7.96	-8.09
South Bend-Elkhart, IN	Ozone	Maintenance	100	0.00	17.06	-534.79	-540.03	-434.45	-540.05	-542.95	-551.80	-542.98	-551.88
Southeast Chicago, IL	PM ₁₀	Maintenance	100	0.00	5.75	-182.79	-184.63	-148.56	-184.64	-185.65	-188.68	-185.69	-188.79
Spokane County, WA	PM ₁₀	Maintenance	100	0.00	9.19	-286.47	-289.26	-232.68	-289.26	-290.80	-295.54	-290.80	-295.54
Spokane, WA	CO	Maintenance	100	0.00	9.08	-283.18	-285.94	-230.01	-285.94	-287.46	-292.15	-287.46	-292.15
Springfield (western MA), MA	Ozone	Moderate	50	0.00	28.21	-887.80	-896.57	-721.32	-896.61	-901.44	-916.15	-901.53	-916.41
Springfield, MA	CO	Maintenance	100	0.00	4.24	-135.82	-137.20	-110.41	-137.22	-137.97	-140.22	-138.01	-140.33
St Louis, MO	CO	Maintenance	100	0.00	34.35	-1071.09	-1081.50	-869.98	-1081.50	-1087.28	-1104.99	-1087.29	-1105.00
St Louis, MO-IL	Ozone	Moderate	50	0.00	-61.95	-4006.92	-4150.33	-3409.58	-4175.96	-4229.81	-4312.13	-4293.13	-4494.89
St. Louis, MO-IL	PM _{2.5}	Nonattainment	100	0.00	-62.75	-3981.73	-4124.90	-3389.12	-4150.53	-4204.25	-4286.15	-4267.56	-4468.91
State College, PA	Ozone	Maintenance	100	0.00	9.59	-299.05	-301.96	-242.90	-301.96	-303.57	-308.52	-303.57	-308.52
Steamboat Springs, CO	PM ₁₀	Maintenance	100	0.00	0.66	-20.69	-20.89	-16.81	-20.89	-21.00	-21.35	-21.00	-21.35
Steubenville & Mingo Juction, OH	SO _x	Maintenance	100	0.00	1.49	-46.48	-46.93	-37.75	-46.93	-47.18	-47.95	-47.18	-47.95
Steubenville-Weirton, OH-WV	Ozone	Maintenance	100	0.00	-0.94	-186.69	-192.31	-157.28	-193.24	-195.42	-199.09	-197.72	-205.74
Steubenville-Weirton, OH-WV	PM _{2.5}	Nonattainment	100	0.00	-0.94	-186.69	-192.31	-157.28	-193.24	-195.42	-199.09	-197.72	-205.74
Stockton, CA	CO	Maintenance	100	0.00	12.22	-380.83	-384.53	-309.32	-384.53	-386.58	-392.88	-386.58	-392.88
Sutter County (Sutter Buttes), CA	Ozone	Former Subpart 1	50	0.00	0.00	0.00	0.00	0.00	0.00	0.00	0.00	0.00	0.00
Syracuse, NY	CO	Maintenance	100	0.00	8.92	-278.15	-280.85	-225.92	-280.85	-282.35	-286.95	-282.35	-286.95
Telluride, CO	PM ₁₀	Maintenance	100	0.00	0.07	-2.20	-2.22	-1.78	-2.22	-2.23	-2.27	-2.23	-2.27
Terre Haute, IN	Ozone	Maintenance	100	0.00	4.51	-140.62	-141.98	-114.21	-141.98	-142.74	-145.07	-142.74	-145.07

Table D1-24 Emission Changes ^{a/} by Nonattainment Area with Alternative Standards for HD Vehicles Oxides of Nitrogen (NO _x) 2050													
Nonattainment Area	Pollutant	Status ^{c/}	General Conformity Threshold ^{d/}	Emissions Changes for Proposed Alternatives (tons/year)									
				Alt. 1	Alt. 2	Alt. 3	Alt. 4	Alt. 6A	Alt. 5	Alt. 6 ^{b/}	Alt. 7	Alt. 6B	Alt. 8
				No Action	Engine Only	Class 8 Tractors	Engines & Classes 7-8 Tractors	15% below Preferred Alternative Stringency	Engines, Classes 7-8 Tractors, & Classes 2b-3	Engines, Tractors, & Classes 2b-8	Engines, Tractors, & Trailers	20% above Preferred Alternative Stringency	Accelerated Hybrid Adoption
Tioga County, PA	Ozone	Maintenance	100	0.00	2.03	-63.25	-63.86	-51.37	-63.86	-64.20	-65.25	-64.20	-65.25
Toledo, OH	Ozone	Maintenance	100	0.00	-87.64	-809.09	-879.26	-749.63	-894.54	-918.14	-941.09	-955.90	-1050.09
Toms River, NJ	CO	Maintenance	100	0.00	1.07	-33.39	-33.71	-27.12	-33.71	-33.89	-34.45	-33.89	-34.45
Tooele County, UT	SO _x	Nonattainment	100	0.00	3.14	-97.87	-98.82	-79.50	-98.82	-99.35	-100.97	-99.35	-100.97
Trenton, NJ	CO	Maintenance	100	0.00	2.74	-85.53	-86.37	-69.47	-86.37	-86.83	-88.24	-86.83	-88.24
Trona, CA	PM ₁₀	Moderate	100	0.00	0.06	-2.00	-2.02	-1.63	-2.02	-2.03	-2.07	-2.03	-2.07
Tucson, AZ	CO	Maintenance	100	0.00	22.61	-704.86	-711.71	-572.51	-711.71	-715.51	-727.17	-715.51	-727.17
Utah County, UT	PM ₁₀	Moderate	100	0.00	8.95	-279.04	-281.75	-226.64	-281.75	-283.25	-287.87	-283.25	-287.87
Vancouver, WA	CO	Maintenance	100	0.00	10.47	-326.41	-329.58	-265.12	-329.58	-331.34	-336.74	-331.34	-336.74
Ventura County, CA	Ozone	Serious	50	0.00	13.82	-440.69	-445.15	-358.21	-445.19	-447.62	-454.94	-447.73	-455.25
Vermillion County, IN	PM ₁₀	Maintenance	100	0.00	0.37	-11.47	-11.58	-9.32	-11.58	-11.64	-11.83	-11.64	-11.83
Vigo County, IN	SO _x	Maintenance	100	0.00	4.51	-140.62	-141.98	-114.21	-141.98	-142.74	-145.07	-142.74	-145.07
Wallula, WA	PM ₁₀	Maintenance	100	0.00	0.00	0.00	0.00	0.00	0.00	0.00	0.00	0.00	0.00
Waltham, MA	CO	Maintenance	100	0.00	1.35	-42.25	-42.66	-34.32	-42.66	-42.89	-43.59	-42.89	-43.59
Warren County, NJ	SO _x	Maintenance	100	0.00	1.41	-43.95	-44.38	-35.70	-44.38	-44.62	-45.35	-44.62	-45.35
Warren County, PA	SO _x	Nonattainment	100	0.00	0.36	-13.96	-14.14	-11.41	-14.15	-14.24	-14.48	-14.27	-14.56
Washington County (Hagerstown), MD	Ozone	Former Subpart 1	50	0.00	4.47	-139.43	-140.79	-113.25	-140.79	-141.54	-143.85	-141.54	-143.85
Washington, DC-MD-VA	CO	Maintenance	100	0.00	187.56	-5847.40	-5904.22	-4749.45	-5904.22	-5935.77	-6032.46	-5935.77	-6032.46
Washington, DC-MD-VA	Ozone	Moderate	50	0.00	187.56	-5847.41	-5904.24	-4749.47	-5904.24	-5935.78	-6032.48	-5935.79	-6032.48
Washington, DC-MD-VA	PM _{2.5}	Nonattainment	100	0.00	187.56	-5847.41	-5904.24	-4749.47	-5904.24	-5935.78	-6032.48	-5935.79	-6032.48
Washoe County, NV	PM ₁₀	Serious	70	0.00	4.19	-130.55	-131.82	-106.04	-131.82	-132.52	-134.68	-132.52	-134.68
Waterford Township (Washington County), OH	SO _x	Maintenance	100	0.00	0.23	-7.25	-7.32	-5.89	-7.32	-7.36	-7.48	-7.36	-7.48
Wayne County, IN	SO _x	Maintenance	100	0.00	3.00	-93.45	-94.36	-75.91	-94.36	-94.87	-96.41	-94.87	-96.41
Wayne County, MI	PM ₁₀	Maintenance	100	0.00	-30.26	-200.32	-222.39	-192.56	-227.32	-234.61	-241.02	-246.81	-276.22
Weirton, WV	PM ₁₀	Maintenance	100	0.00	0.43	-13.45	-13.58	-10.92	-13.58	-13.65	-13.87	-13.65	-13.87
Weirton, WV	SO _x	Maintenance	100	0.00	0.43	-13.45	-13.58	-10.92	-13.58	-13.65	-13.87	-13.65	-13.87
Wheeling, WV-OH	Ozone	Maintenance	100	0.00	13.89	-432.98	-437.19	-351.68	-437.19	-439.52	-446.68	-439.52	-446.68
Wheeling, WV-OH	PM _{2.5}	Nonattainment	100	0.00	13.89	-432.98	-437.19	-351.68	-437.19	-439.52	-446.68	-439.52	-446.68
Winston-Salem, NC	CO	Maintenance	100	0.00	12.80	-401.76	-405.71	-326.39	-405.72	-407.90	-414.55	-407.93	-414.63
Worcester, MA	CO	Maintenance	100	0.00	6.96	-216.89	-219.00	-176.17	-219.00	-220.17	-223.76	-220.17	-223.76
Yakima County, WA	PM ₁₀	Maintenance	100	0.00	2.78	-86.54	-87.38	-70.29	-87.38	-87.85	-89.28	-87.85	-89.28
Yakima, WA	CO	Maintenance	100	0.00	1.31	-40.95	-41.35	-33.26	-41.35	-41.57	-42.25	-41.57	-42.25
York, PA	Ozone	Maintenance	100	0.00	25.64	-801.71	-809.55	-651.24	-809.56	-813.90	-827.16	-813.92	-827.24
York, PA	PM _{2.5}	Nonattainment	100	0.00	25.64	-801.71	-809.55	-651.24	-809.56	-813.90	-827.16	-813.92	-827.24
Youngstown-Warren-Sharon, OH-PA	Ozone	Maintenance	100	0.00	27.23	-848.84	-857.09	-689.46	-857.09	-861.67	-875.70	-861.67	-875.70
Yuma, AZ	PM ₁₀	Moderate	100	0.00	6.44	-200.87	-202.82	-163.15	-202.82	-203.91	-207.23	-203.91	-207.23

^{a/} Negative emissions changes indicate reductions; positive emissions changes are increases. Values of less than 0.005 tons/year are rounded to zero.

^{b/} Preferred Alternative

^{c/} Pollutants for which the area is designated nonattainment or maintenance as of 2010. Source: 40 CFR 81.

^{d/} Emissions thresholds in tons/year of: CO in CO maintenance and nonattainment areas; VOC or NO_x in ozone maintenance and nonattainment areas; primary PM_{2.5} in PM_{2.5} maintenance and nonattainment areas; primary PM₁₀ in PM₁₀ maintenance and nonattainment areas; and SO₂ in SO₂ maintenance and nonattainment areas. Source: 40 CFR § 93.153. These thresholds are provided for information only; a general conformity determination is not required for the proposed actions. (See section 3.3.1.)

Source: EPA (U.S. Environmental Protection Agency). 2010. The Green Book Nonattainment Areas. Washington, District of Columbia. Last Revised: June 16, 2010. U.S. Environmental Protection Agency. Available: <http://www.epa.gov/oaqps001/greenbk/>. Accessed: August 6, 2010.

Table D1-25 Emission Changes <u>a/</u> by Nonattainment Area with Alternative Standards for HD Vehicles Fine Particulate Matter (PM _{2.5}) 2018														
Nonattainment Area	Pollutant	Status <u>c/</u>	General Conformity Threshold <u>d/</u>	Emissions Changes for Proposed Alternatives (tons/year)										
				Alt. 1	Alt. 2	Alt. 3	Alt. 4	Alt. 6A	Alt. 5	Alt. 6 <u>b/</u>	Alt. 7	Alt. 6B	Alt. 8	
				No Action	Engine Only	Class 8 Tractors	Engines & Classes 7-8 Tractors	15% below Preferred Alternative Stringency	Engines, Classes 7-8 Tractors, & Classes 2b-3	Engines, Tractors, & Classes 2b-8	Engines, Tractors, & Truck, & Trailers	20% above Preferred Alternative Stringency	Accelerated Hybrid Adoption	
Addison Township (Gallia County), OH	SO _x	Maintenance	100	0.00	0.00	0.00	0.00	0.00	0.00	0.00	0.00	0.00	0.00	0.00
Ajo (Pima County), AZ	PM ₁₀	Moderate	100	0.00	0.00	0.02	0.02	0.02	0.02	0.02	0.02	0.02	0.02	0.02
Ajo (Pima County), AZ	SO _x	Maintenance	100	0.00	0.00	0.01	0.01	0.01	0.01	0.01	0.01	0.01	0.01	0.01
Albany-Schenectady-Troy, NY	Ozone	Former Subpart 1	50	0.00	0.16	2.55	2.74	2.77	2.75	2.78	2.73	2.78	2.78	2.73
Albuquerque, NM	CO	Maintenance	100	0.00	0.07	1.18	1.27	1.28	1.28	1.29	1.27	1.29	1.29	1.27
Allegan County, MI	Ozone	Former Subpart 1	50	0.00	0.02	0.28	0.30	0.31	0.31	0.31	0.30	0.31	0.31	0.30
Allentown-Bethlehem-Easton, PA	Ozone	Maintenance	100	0.00	0.07	1.19	1.28	1.29	1.28	1.29	1.27	1.29	1.29	1.27
Altoona, PA	Ozone	Maintenance	100	0.00	0.01	0.21	0.23	0.23	0.23	0.23	0.23	0.23	0.23	0.23
Amador and Calaveras Counties (Central Mountain), CA	Ozone	Former Subpart 1	50	0.00	0.02	0.30	0.32	0.33	0.32	0.33	0.32	0.32	0.33	0.32
Anchorage, AK	CO	Maintenance	100	0.00	0.02	0.28	0.30	0.30	0.30	0.30	0.30	0.30	0.30	0.30
Anthony, NM	PM ₁₀	Moderate	100	0.00	0.00	0.02	0.02	0.02	0.02	0.02	0.02	0.02	0.02	0.02
Armstrong County, PA	SO _x	Nonattainment	100	0.00	0.00	0.01	0.01	0.01	0.01	0.01	0.01	0.01	0.01	0.01
Aspen, CO	PM ₁₀	Maintenance	100	0.00	0.00	0.01	0.01	0.01	0.01	0.01	0.01	0.01	0.01	0.01
Atlanta, GA	Ozone	Moderate	50	0.00	1.60	26.20	28.21	28.43	28.32	28.58	28.11	28.58	28.11	28.11
Atlanta, GA	PM _{2.5}	Nonattainment	100	0.00	1.60	26.20	28.21	28.43	28.32	28.58	28.11	28.58	28.11	28.11
Atlantic City, NJ	CO	Maintenance	100	0.00	0.01	0.10	0.11	0.11	0.11	0.11	0.11	0.11	0.11	0.11
Bakersfield, CA	CO	Maintenance	100	0.00	-0.07	0.68	0.68	0.69	0.68	0.67	0.63	0.62	0.62	0.57
Baltimore, MD	CO	Maintenance	100	0.00	0.72	11.82	12.72	12.82	12.78	12.89	12.68	12.89	12.68	12.68
Baltimore, MD	Ozone	Moderate	50	0.00	0.72	11.82	12.72	12.82	12.78	12.89	12.68	12.89	12.68	12.68
Baltimore, MD	PM _{2.5}	Nonattainment	100	0.00	0.72	11.82	12.72	12.82	12.78	12.89	12.68	12.89	12.68	12.68
Baton Rouge, LA	Ozone	Moderate	50	0.00	-7.13	-9.53	-13.40	-13.12	-13.68	-14.81	-16.30	-17.60	-19.98	-19.98
Beaumont-Port Arthur, TX	Ozone	Moderate	50	0.00	-8.62	-12.36	-17.07	-16.74	-17.41	-18.77	-20.55	-22.14	-24.98	-24.98
Benton County, TN	SO _x	Maintenance	100	0.00	0.00	0.00	0.00	0.00	0.00	0.00	0.00	0.00	0.00	0.00
Benton Harbor, MI	Ozone	Maintenance	100	0.00	0.02	0.37	0.40	0.41	0.40	0.41	0.40	0.41	0.41	0.40
Benzie County, MI	Ozone	Maintenance	100	0.00	0.00	0.04	0.05	0.05	0.05	0.05	0.05	0.05	0.05	0.05
Berkeley and Jefferson Counties, WV	Ozone	Maintenance	100	0.00	0.02	0.29	0.31	0.31	0.31	0.32	0.31	0.32	0.31	0.31
Billings, MT	CO	Maintenance	100	0.00	-3.81	-5.66	-7.75	-7.60	-7.90	-8.50	-9.28	-9.98	-11.23	-11.23
Birmingham, AL	Ozone	Maintenance	100	0.00	0.11	3.91	4.15	4.19	4.16	4.18	4.07	4.12	4.12	4.00
Birmingham, AL	PM _{2.5}	Nonattainment	100	0.00	0.11	3.91	4.15	4.19	4.16	4.18	4.07	4.12	4.12	4.00
Boise-Northern Ada County, ID	CO	Maintenance	100	0.00	0.08	1.27	1.37	1.38	1.38	1.39	1.37	1.39	1.37	1.37
Boise-Northern Ada County, ID	PM ₁₀	Maintenance	100	0.00	0.08	1.27	1.37	1.38	1.38	1.39	1.37	1.39	1.37	1.37
Bonner County (Sandpoint), ID	PM ₁₀	Moderate	100	0.00	0.00	0.03	0.03	0.03	0.03	0.03	0.03	0.03	0.03	0.03
Boston, MA	CO	Maintenance	100	0.00	0.10	1.72	1.85	1.86	1.85	1.87	1.84	1.87	1.84	1.84
Boston-Lawrence-Worcester (eastern MA), MA	Ozone	Moderate	50	0.00	0.62	10.19	10.97	11.06	11.01	11.11	10.93	11.11	10.93	10.93
Boston-Manchester-Portsmouth (southeast NH), NH	Ozone	Moderate	50	0.00	0.08	1.28	1.38	1.39	1.39	1.40	1.38	1.40	1.38	1.38
Boyd County (part), KY	SO _x	Maintenance	100	0.00	0.00	0.02	0.02	0.02	0.02	0.02	0.02	0.02	0.02	0.02
Buffalo-Niagara Falls, NY	Ozone	Former Subpart 1	50	0.00	0.14	2.33	2.51	2.53	2.52	2.54	2.50	2.54	2.54	2.50
Burlington, NJ	CO	Maintenance	100	0.00	0.00	0.02	0.02	0.02	0.02	0.02	0.02	0.02	0.02	0.02
Butte, MT	PM ₁₀	Moderate	100	0.00	0.00	0.04	0.05	0.05	0.05	0.05	0.05	0.05	0.05	0.05
Canon City, CO	PM ₁₀	Maintenance	100	0.00	0.00	0.04	0.04	0.04	0.04	0.04	0.04	0.04	0.04	0.04
Canton-Massillon, OH	Ozone	Maintenance	100	0.00	-0.54	0.27	0.02	0.06	0.00	-0.08	-0.23	-0.32	-0.54	-0.54
Canton-Massillon, OH	PM _{2.5}	Nonattainment	100	0.00	-0.54	0.27	0.02	0.06	0.00	-0.08	-0.23	-0.32	-0.54	-0.54
Case County, MI	Ozone	Maintenance	100	0.00	0.01	0.09	0.10	0.10	0.10	0.10	0.09	0.10	0.10	0.09

Table D1-25 Emission Changes <u>a/</u> by Nonattainment Area with Alternative Standards for HD Vehicles Fine Particulate Matter (PM _{2.5}) 2018														
Nonattainment Area	Pollutant	Status <u>c/</u>	General Conformity Threshold <u>d/</u>	Emissions Changes for Proposed Alternatives (tons/year)										
				Alt. 1	Alt. 2	Alt. 3	Alt. 4	Alt. 6A	Alt. 5	Alt. 6 <u>b/</u>	Alt. 7	Alt. 6B	Alt. 8	
				No Action	Engine Only	Class 8 Tractors	Engines & Classes 7-8 Tractors	15% below Preferred Alternative Stringency	Engines, Classes 7-8 Tractors, & Classes 2b-3	Engines, Tractors, & Classes 2b-8	Engines, Tractors, & Truck, & Trailers	20% above Preferred Alternative Stringency	Accelerated Hybrid Adoption	
Center Township (Morgan County), OH	SO _x	Maintenance	100	0.00	0.00	0.00	0.00	0.00	0.00	0.00	0.00	0.00	0.00	0.00
Central Steptoe Valley (White Pine County), NV	SO _x	Maintenance	100	0.00	0.00	0.01	0.01	0.01	0.01	0.01	0.01	0.01	0.01	0.01
Charleston, WV	Ozone	Maintenance	100	0.00	0.07	1.15	1.23	1.24	1.24	1.24	1.25	1.23	1.25	1.23
Charleston, WV	PM _{2.5}	Nonattainment	100	0.00	0.07	1.15	1.23	1.24	1.24	1.24	1.25	1.23	1.25	1.23
Charlotte, NC	CO	Maintenance	100	0.00	0.09	1.44	1.54	1.56	1.55	1.57	1.54	1.57	1.57	1.54
Charlotte-Gastonia-Rock Hill, NC-SC	Ozone	Moderate	50	0.00	0.20	3.23	3.48	3.50	3.49	3.52	3.46	3.52	3.46	3.46
Chattanooga, TN-GA-AL	PM _{2.5}	Nonattainment	100	0.00	0.07	1.10	1.19	1.20	1.19	1.20	1.18	1.20	1.18	1.18
Chattanooga, TN-GA	Ozone	Former Subpart 1	50	0.00	0.06	1.00	1.08	1.09	1.08	1.09	1.07	1.09	1.07	1.07
Chicago-Gary-Lake County, IL-IN	Ozone	Moderate	50	0.00	-8.90	12.27	8.58	9.22	8.28	6.88	4.21	2.76	-1.22	-1.22
Chicago-Gary-Lake County, IL-IN	PM _{2.5}	Nonattainment	100	0.00	-8.90	12.27	8.58	9.22	8.28	6.88	4.21	2.76	-1.22	-1.22
Chico, CA	CO	Maintenance	100	0.00	0.04	0.67	0.72	0.73	0.72	0.73	0.72	0.73	0.73	0.72
Chico, CA	Ozone	Former Subpart 1	50	0.00	0.04	0.67	0.72	0.73	0.72	0.73	0.72	0.73	0.73	0.72
Cincinnati-Hamilton, OH-KY-IN	Ozone	Former Subpart 1	50	0.00	0.48	7.76	8.35	8.42	8.39	8.46	8.33	8.46	8.33	8.33
Cincinnati-Hamilton, OH-KY-IN	PM _{2.5}	Nonattainment	100	0.00	0.48	7.76	8.35	8.42	8.39	8.46	8.33	8.46	8.33	8.33
Clairton & 4 Boroughs, PA	PM ₁₀	Maintenance	100	0.00	0.00	0.03	0.03	0.03	0.03	0.03	0.03	0.03	0.03	0.03
Clark County, NV	PM ₁₀	Serious	70	0.00	0.17	2.86	3.08	3.10	3.09	3.12	3.06	3.12	3.06	3.06
Clarksville-Hopkinsville, TN-KY	Ozone	Maintenance	100	0.00	0.03	0.51	0.55	0.55	0.55	0.56	0.55	0.56	0.55	0.55
Clearfield and Indiana Counties, PA	Ozone	Maintenance	100	0.00	0.02	0.36	0.39	0.39	0.39	0.40	0.39	0.40	0.39	0.39
Cleveland, OH	CO	Maintenance	100	0.00	0.12	1.95	2.10	2.11	2.10	2.12	2.09	2.12	2.09	2.09
Cleveland-Akron-Lorain, OH	Ozone	Maintenance	100	0.00	0.61	10.04	10.80	10.89	10.85	10.94	10.77	10.94	10.77	10.77
Cleveland-Akron-Lorain, OH	PM _{2.5}	Nonattainment	100	0.00	0.61	10.04	10.80	10.89	10.85	10.94	10.77	10.94	10.77	10.77
Coachella Valley, CA	PM ₁₀	Serious	70	0.00	0.07	1.19	1.28	1.29	1.29	1.30	1.28	1.30	1.28	1.28
Colbert County, AL	SO _x	Maintenance	100	0.00	0.01	0.12	0.13	0.13	0.13	0.14	0.13	0.14	0.13	0.13
Colorado Springs, CO	CO	Maintenance	100	0.00	0.07	1.14	1.23	1.24	1.24	1.25	1.23	1.25	1.23	1.23
Columbia Falls, MT	PM ₁₀	Moderate	100	0.00	0.00	0.01	0.01	0.01	0.01	0.01	0.01	0.01	0.01	0.01
Columbia, SC	Ozone	Former Subpart 1	50	0.00	0.08	1.30	1.40	1.41	1.41	1.42	1.40	1.42	1.40	1.40
Columbus, OH	Ozone	Maintenance	100	0.00	0.39	6.31	6.79	6.85	6.82	6.88	6.77	6.88	6.77	6.77
Columbus, OH	PM _{2.5}	Nonattainment	100	0.00	0.39	6.31	6.79	6.85	6.82	6.88	6.77	6.88	6.77	6.77
Conewango Township (Warren County), PA	SO _x	Maintenance	100	0.00	-0.01	0.00	0.00	0.00	0.00	-0.01	-0.01	-0.01	-0.01	-0.01
Coso Junction, CA	PM ₁₀	Moderate	100	0.00	0.00	0.00	0.00	0.00	0.00	0.00	0.00	0.00	0.00	0.00
Cuyahoga County, OH	PM ₁₀	Maintenance	100	0.00	0.22	3.53	3.80	3.83	3.82	3.85	3.79	3.85	3.79	3.79
Cuyahoga County, OH	SO _x	Maintenance	100	0.00	0.22	3.53	3.80	3.83	3.82	3.85	3.79	3.85	3.79	3.79
Dallas-Fort Worth, TX	Ozone	Moderate	50	0.00	0.82	13.47	14.50	14.62	14.56	14.69	14.45	14.69	14.45	14.45
Dayton-Springfield, OH	Ozone	Maintenance	100	0.00	0.20	3.22	3.46	3.49	3.48	3.51	3.45	3.51	3.45	3.45
Dayton-Springfield, OH	PM _{2.5}	Nonattainment	100	0.00	0.20	3.22	3.46	3.49	3.48	3.51	3.45	3.51	3.45	3.45
Denver Metro, CO	PM ₁₀	Maintenance	100	0.00	-4.33	-1.31	-3.45	-3.22	-3.61	-4.29	-5.35	-6.11	-7.74	-7.74
Denver-Boulder, CO	CO	Maintenance	100	0.00	-4.34	-1.56	-3.72	-3.49	-3.88	-4.56	-5.62	-6.38	-8.01	-8.01
Denver-Boulder-Greeley-Fort Collins-Loveland, CO	Ozone	Former Subpart 1	50	0.00	-4.26	-0.12	-2.16	-1.93	-2.32	-2.99	-4.07	-4.81	-6.46	-6.46
Detroit, MI	CO	Maintenance	100	0.00	-3.06	-1.65	-3.19	-3.04	-3.31	-3.79	-4.51	-5.06	-6.18	-6.18
Detroit-Ann Arbor, MI	Ozone	Maintenance	100	0.00	-2.42	12.98	12.43	12.72	12.37	11.99	10.94	10.61	9.13	9.13
Detroit-Ann Arbor, MI	PM _{2.5}	Nonattainment	100	0.00	-2.42	12.98	12.43	12.72	12.37	11.99	10.94	10.61	9.13	9.13
Door County, WI	Ozone	Former Subpart 1	50	0.00	0.00	0.07	0.08	0.08	0.08	0.08	0.08	0.08	0.08	0.08
Douglas (Cochise County), AZ	PM ₁₀	Moderate	100	0.00	0.01	0.13	0.14	0.14	0.14	0.14	0.14	0.14	0.14	0.14

Table D1-25 Emission Changes <u>a/</u> by Nonattainment Area with Alternative Standards for HD Vehicles Fine Particulate Matter (PM _{2.5}) 2018														
Nonattainment Area	Pollutant	Status <u>c/</u>	General Conformity Threshold <u>d/</u>	Emissions Changes for Proposed Alternatives (tons/year)										
				Alt. 1	Alt. 2	Alt. 3	Alt. 4	Alt. 6A	Alt. 5	Alt. 6 <u>b/</u>	Alt. 7	Alt. 6B	Alt. 8	
				No Action	Engine Only	Class 8 Tractors	Engines & Classes 7-8 Tractors	15% below Preferred Alternative Stringency	Engines, Classes 7-8 Tractors, & Classes 2b-3	Engines, Tractors, & Classes 2b-8	Engines, Tractors, & Truck, & Trailers	20% above Preferred Alternative Stringency	Accelerated Hybrid Adoption	
Douglas (Cochise County), AZ	SO _x	Maintenance	100	0.00	0.01	0.13	0.14	0.14	0.14	0.14	0.14	0.14	0.14	0.14
Duluth, MN	CO	Maintenance	100	0.00	0.01	0.17	0.18	0.18	0.18	0.18	0.18	0.18	0.18	0.18
Eagle River, AK	PM ₁₀	Moderate	100	0.00	0.00	0.02	0.02	0.02	0.02	0.02	0.02	0.02	0.02	0.02
East Chicago, IN	CO	Maintenance	100	0.00	0.03	0.42	0.45	0.46	0.46	0.46	0.46	0.46	0.46	0.46
East Chicago, IN	PM ₁₀	Maintenance	100	0.00	-8.47	-12.49	-17.14	-16.81	-17.47	-18.81	-20.55	-22.11	-24.89	-24.89
East Helena Area (Lewis and Clark County), MT	SO _x	Nonattainment	100	0.00	0.00	0.00	0.00	0.00	0.00	0.00	0.00	0.00	0.00	0.00
El Paso County, TX	PM ₁₀	Moderate	100	0.00	-2.51	-2.94	-4.28	-4.18	-4.38	-4.78	-5.32	-5.78	-6.63	-6.63
El Paso, TX	CO	Maintenance	100	0.00	0.00	0.06	0.07	0.07	0.07	0.07	0.07	0.07	0.07	0.07
Erie, PA	Ozone	Maintenance	100	0.00	0.02	0.46	0.49	0.49	0.49	0.49	0.49	0.48	0.49	0.48
Essex County (Whiteface Mountain), NY	Ozone	Former Subpart 1	50	0.00	0.00	0.00	0.00	0.00	0.00	0.00	0.00	0.00	0.00	0.00
Eugene-Springfield, OR	CO	Maintenance	100	0.00	0.05	0.89	0.96	0.96	0.96	0.96	0.97	0.95	0.97	0.95
Eugene-Springfield, OR	PM ₁₀	Moderate	100	0.00	0.05	0.89	0.96	0.96	0.96	0.96	0.97	0.95	0.97	0.95
Evansville, IN	Ozone	Maintenance	100	0.00	0.07	1.17	1.26	1.27	1.26	1.26	1.27	1.25	1.27	1.25
Evansville, IN	PM _{2.5}	Nonattainment	100	0.00	0.07	1.17	1.26	1.27	1.26	1.26	1.27	1.25	1.27	1.25
Fairbanks, AK	CO	Maintenance	100	0.00	0.00	0.03	0.04	0.04	0.04	0.04	0.04	0.04	0.04	0.04
Fayetteville, NC	Ozone	Former Subpart 1	50	0.00	0.04	0.59	0.64	0.64	0.64	0.64	0.64	0.63	0.64	0.63
Flathead County; Whitefish and vicinity, MT	PM ₁₀	Moderate	100	0.00	0.00	0.01	0.01	0.01	0.01	0.01	0.02	0.01	0.02	0.01
Flint, MI	Ozone	Maintenance	100	0.00	-0.12	0.77	0.75	0.76	0.74	0.73	0.67	0.65	0.67	0.57
Follansbee, WV	PM ₁₀	Maintenance	100	0.00	0.00	0.00	0.00	0.00	0.00	0.00	0.00	0.00	0.00	0.00
Fort Collins, CO	CO	Maintenance	100	0.00	0.02	0.34	0.37	0.37	0.37	0.37	0.37	0.36	0.37	0.36
Fort Hall Reservation, ID	PM ₁₀	Moderate	100	0.00	0.00	0.00	0.00	0.00	0.00	0.00	0.00	0.00	0.00	0.00
Fort Wayne, IN	Ozone	Maintenance	100	0.00	0.04	0.73	0.79	0.79	0.79	0.79	0.80	0.78	0.80	0.78
Franklin County, PA	Ozone	Maintenance	100	0.00	0.02	0.30	0.32	0.33	0.33	0.33	0.33	0.32	0.33	0.32
Franklin Township (Coshocton County), OH	SO _x	Maintenance	100	0.00	0.00	0.00	0.00	0.00	0.00	0.00	0.00	0.00	0.00	0.00
Frederick County, VA	Ozone	Former Subpart 1	50	0.00	0.02	0.26	0.28	0.28	0.28	0.28	0.28	0.28	0.28	0.28
Fredericksburg, VA	Ozone	Maintenance	100	0.00	0.05	0.79	0.85	0.86	0.86	0.86	0.86	0.85	0.86	0.85
Freehold, NJ	CO	Maintenance	100	0.00	0.00	0.03	0.03	0.04	0.04	0.04	0.04	0.03	0.04	0.03
Fresno, CA	CO	Maintenance	100	0.00	0.07	1.15	1.24	1.25	1.24	1.25	1.23	1.25	1.23	1.23
Grand Rapids, MI	Ozone	Maintenance	100	0.00	0.10	1.59	1.72	1.73	1.72	1.74	1.71	1.74	1.71	1.71
Granite City, Nameoki Townships, IL	PM ₁₀	Maintenance	100	0.00	-0.01	0.06	0.06	0.06	0.06	0.06	0.06	0.05	0.06	0.05
Grant County, NM	SO _x	Maintenance	100	0.00	0.00	0.01	0.01	0.01	0.01	0.01	0.01	0.01	0.01	0.01
Grants Pass, OR	CO	Maintenance	100	0.00	0.00	0.06	0.07	0.07	0.07	0.07	0.07	0.07	0.07	0.07
Grants Pass, OR	PM ₁₀	Maintenance	100	0.00	0.00	0.06	0.07	0.07	0.07	0.07	0.07	0.07	0.07	0.07
Great Falls, MT	CO	Maintenance	100	0.00	0.00	0.04	0.04	0.04	0.04	0.04	0.04	0.04	0.04	0.04
Greater Connecticut, CT	Ozone	Moderate	50	0.00	0.20	3.33	3.58	3.61	3.60	3.63	3.57	3.63	3.57	3.57
Greeley, CO	CO	Maintenance	100	0.00	0.01	0.24	0.26	0.26	0.26	0.26	0.26	0.26	0.26	0.26
Green Bay, WI	SO _x	Maintenance	100	0.00	0.01	0.24	0.26	0.27	0.26	0.27	0.26	0.27	0.26	0.26
Greene County, IN	Ozone	Maintenance	100	0.00	0.01	0.10	0.10	0.11	0.11	0.11	0.10	0.11	0.10	0.10
Greene County, PA	Ozone	Maintenance	100	0.00	0.01	0.09	0.10	0.10	0.10	0.10	0.10	0.10	0.10	0.10
Greensboro-Winston Salem-High Point, NC	Ozone	Marginal	50	0.00	0.30	4.89	5.26	5.31	5.28	5.33	5.25	5.33	5.25	5.25
Greensboro-Winston salem-High Point, NC	PM _{2.5}	Nonattainment	100	0.00	0.30	4.89	5.26	5.31	5.28	5.33	5.25	5.33	5.25	5.25
Greenville-Spartanburg-Anderson, SC	Ozone	Former Subpart 1	50	0.00	0.11	1.82	1.96	1.98	1.97	1.99	1.96	1.99	1.96	1.96
Groveland Township (Tazewell County), IL	SO _x	Maintenance	100	0.00	0.00	0.05	0.05	0.05	0.05	0.05	0.05	0.05	0.05	0.05

Table D1-25 Emission Changes <u>a/</u> by Nonattainment Area with Alternative Standards for HD Vehicles Fine Particulate Matter (PM _{2.5}) 2018														
Nonattainment Area	Pollutant	Status <u>c/</u>	General Conformity Threshold <u>d/</u>	Emissions Changes for Proposed Alternatives (tons/year)										
				Alt. 1	Alt. 2	Alt. 3	Alt. 4	Alt. 6A	Alt. 5	Alt. 6 <u>b/</u>	Alt. 7	Alt. 6B	Alt. 8	
				No Action	Engine Only	Class 8 Tractors	Engines & Classes 7-8 Tractors	15% below Preferred Alternative Stringency	Engines, Classes 7-8 Tractors, & Classes 2b-3	Engines, Tractors, & Classes 2b-8	Engines, Tractors, & Truck, & Trailers	20% above Preferred Alternative Stringency	Accelerated Hybrid Adoption	
Hancock-Knox-Lincoln-Waldo Counties, ME	Ozone	Maintenance	100	0.00	0.01	0.23	0.25	0.25	0.25	0.25	0.25	0.25	0.25	0.25
Harrisburg-Lebanon-Carlisle, PA	Ozone	Maintenance	100	0.00	0.20	3.24	3.49	3.52	3.50	3.54	3.48	3.54	3.48	3.48
Harrisburg-Lebanon-Carlisle, PA	PM _{2.5}	Nonattainment	100	0.00	0.20	3.24	3.49	3.52	3.50	3.54	3.48	3.54	3.48	3.48
Hartford-New Britain-Middletown, CT	CO	Maintenance	100	0.00	0.13	2.17	2.33	2.35	2.34	2.36	2.32	2.36	2.32	2.32
Hayden (Pinal County), AZ	SO _x	Nonattainment	100	0.00	0.00	0.02	0.02	0.02	0.02	0.02	0.02	0.02	0.02	0.02
Hayden/Miami, AZ	PM ₁₀	Moderate	100	0.00	0.00	0.07	0.08	0.08	0.08	0.08	0.08	0.08	0.08	0.08
Haywood and Swain Counties (Great Smoky Mountain NP), NC	Ozone	Maintenance	100	0.00	0.00	0.01	0.01	0.01	0.01	0.01	0.01	0.01	0.01	0.01
Hazelwood, PA	SO _x	Maintenance	100	0.00	0.00	0.08	0.09	0.09	0.09	0.09	0.08	0.09	0.08	0.08
Hickory, NC	PM _{2.5}	Nonattainment	100	0.00	0.02	0.36	0.39	0.40	0.39	0.40	0.39	0.40	0.39	0.39
Hickory-Morgantown-Lenoir, NC	Ozone	Former Subpart 1	50	0.00	0.04	0.60	0.64	0.65	0.64	0.65	0.64	0.65	0.64	0.64
Hollis Township, IL	SO _x	Maintenance	100	0.00	0.00	0.00	0.00	0.00	0.00	0.00	0.00	0.00	0.00	0.00
Houston-Galveston-Brazoria, TX	Ozone	Severe	25	0.00	-34.39	-42.17	-60.63	-59.22	-61.99	-67.41	-74.74	-81.01	-92.64	-92.64
Humphreys County, TN	SO _x	Maintenance	100	0.00	0.00	0.01	0.01	0.01	0.01	0.01	0.01	0.01	0.01	0.01
Huntington-Ashland, WV-KY-OH	PM _{2.5}	Nonattainment	100	0.00	-4.59	-6.41	-8.91	-8.73	-9.10	-9.82	-10.77	-11.62	-13.14	-13.14
Huntington-Ashland, WV-KY	Ozone	Maintenance	100	0.00	-4.61	-6.69	-9.21	-9.04	-9.40	-10.13	-11.07	-11.92	-13.44	-13.44
Huron County, MI	Ozone	Maintenance	100	0.00	0.00	0.06	0.06	0.06	0.06	0.06	0.06	0.06	0.06	0.06
Imperial County, CA	Ozone	Moderate	50	0.00	0.03	0.42	0.45	0.45	0.45	0.46	0.45	0.46	0.45	0.45
Imperial Valley, CA	PM ₁₀	Serious	70	0.00	0.03	0.41	0.44	0.44	0.44	0.45	0.44	0.45	0.44	0.44
Indian Wells, CA	PM ₁₀	Maintenance	100	0.00	0.00	0.07	0.08	0.08	0.08	0.08	0.08	0.08	0.08	0.08
Indianapolis, IN	CO	Maintenance	100	0.00	0.43	7.09	7.63	7.69	7.66	7.73	7.60	7.73	7.60	7.60
Indianapolis, IN	Ozone	Maintenance	100	0.00	0.43	7.09	7.63	7.69	7.66	7.73	7.60	7.73	7.60	7.60
Indianapolis, IN	PM _{2.5}	Nonattainment	100	0.00	0.43	7.09	7.63	7.69	7.66	7.73	7.60	7.73	7.60	7.60
Jackson County, IN	Ozone	Maintenance	100	0.00	0.01	0.16	0.17	0.17	0.17	0.17	0.17	0.17	0.17	0.17
Jamestown, NY	Ozone	Former Subpart 1	50	0.00	0.01	0.31	0.33	0.33	0.33	0.33	0.32	0.33	0.32	0.32
Jefferson County, NY	Ozone	Moderate	50	0.00	0.02	0.25	0.27	0.27	0.27	0.27	0.27	0.27	0.27	0.27
Jefferson County, OH	PM ₁₀	Maintenance	100	0.00	0.00	0.02	0.02	0.02	0.02	0.02	0.02	0.02	0.02	0.02
Johnson City-Kingsport-Bristol, TN	Ozone	Former Subpart 1	50	0.00	0.03	0.44	0.47	0.48	0.48	0.48	0.47	0.48	0.47	0.47
Johnstown, PA	Ozone	Maintenance	100	0.00	0.03	0.45	0.48	0.49	0.49	0.49	0.48	0.49	0.48	0.48
Johnstown, PA	PM _{2.5}	Nonattainment	100	0.00	0.03	0.45	0.48	0.49	0.49	0.49	0.48	0.49	0.48	0.48
Juneau, AK	PM ₁₀	Moderate	100	0.00	0.00	0.02	0.02	0.02	0.02	0.02	0.02	0.02	0.02	0.02
Kalamazoo-Battle Creek, MI	Ozone	Maintenance	100	0.00	0.06	1.02	1.10	1.11	1.10	1.11	1.09	1.11	1.09	1.09
Kalispell, MT	PM ₁₀	Moderate	100	0.00	0.00	0.06	0.06	0.06	0.06	0.06	0.06	0.06	0.06	0.06
Kent and Queen Annes Counties, MD	Ozone	Maintenance	100	0.00	0.02	0.28	0.30	0.31	0.30	0.31	0.30	0.31	0.30	0.30
Kent, WA	PM ₁₀	Maintenance	100	0.00	0.00	0.05	0.05	0.05	0.05	0.05	0.05	0.05	0.05	0.05
Kern County (Eastern Kern), CA	Ozone	Former Subpart 1	50	0.00	0.01	0.17	0.18	0.18	0.18	0.19	0.18	0.19	0.18	0.18
Kewaunee County, WI	Ozone	Maintenance	100	0.00	0.00	0.05	0.05	0.05	0.05	0.05	0.05	0.05	0.05	0.05
King County, WA	PM ₁₀	Maintenance	100	0.00	0.00	0.02	0.02	0.02	0.02	0.02	0.02	0.02	0.02	0.02
Klamath Falls, OR	CO	Maintenance	100	0.00	0.01	0.20	0.22	0.22	0.22	0.22	0.22	0.22	0.22	0.22
Klamath Falls, OR	PM ₁₀	Maintenance	100	0.00	0.01	0.20	0.22	0.22	0.22	0.22	0.22	0.22	0.22	0.22
Knoxville, TN	Ozone	Former Subpart 1	50	0.00	0.25	4.11	4.42	4.46	4.44	4.48	4.41	4.48	4.41	4.41
Knoxville, TN	PM _{2.5}	Nonattainment	100	0.00	0.25	4.11	4.42	4.46	4.44	4.48	4.41	4.48	4.41	4.41
La Porte County, IN	SO _x	Maintenance	100	0.00	0.00	0.07	0.08	0.08	0.08	0.08	0.08	0.08	0.08	0.08
LaGrande, OR	PM ₁₀	Maintenance	100	0.00	0.00	0.03	0.03	0.03	0.03	0.03	0.03	0.03	0.03	0.03

Table D1-25 Emission Changes <u>a/</u> by Nonattainment Area with Alternative Standards for HD Vehicles Fine Particulate Matter (PM _{2.5}) 2018													
Nonattainment Area	Pollutant	Status <u>c/</u>	General Conformity Threshold <u>d/</u>	Emissions Changes for Proposed Alternatives (tons/year)									
				Alt. 1	Alt. 2	Alt. 3	Alt. 4	Alt. 6A	Alt. 5	Alt. 6 <u>b/</u>	Alt. 7	Alt. 6B	Alt. 8
				No Action	Engine Only	Class 8 Tractors	Engines & Classes 7-8 Tractors	15% below Preferred Alternative Stringency	Engines, Classes 7-8 Tractors, & Classes 2b-3	Engines, Tractors, & Classes 2b-8	Engines, Tractors, & Truck, & Trailers	20% above Preferred Alternative Stringency	Accelerated Hybrid Adoption
Lake County, IN	SO _x	Maintenance	100	0.00	0.00	0.57	0.59	0.60	0.59	0.59	0.57	0.58	0.55
Lake County, OH	SO _x	Maintenance	100	0.00	0.00	0.07	0.08	0.08	0.08	0.08	0.08	0.08	0.08
Lake County, OR	PM ₁₀	Maintenance	100	0.00	0.00	0.01	0.01	0.01	0.01	0.01	0.01	0.01	0.01
Lake Tahoe North Shore, CA	CO	Maintenance	100	0.00	0.00	0.05	0.06	0.06	0.06	0.06	0.06	0.06	0.06
Lake Tahoe South Shore, CA	CO	Maintenance	100	0.00	0.01	0.11	0.12	0.12	0.12	0.12	0.12	0.12	0.12
Lake Tahoe, NV	CO	Maintenance	100	0.00	0.00	0.04	0.04	0.04	0.04	0.04	0.04	0.04	0.04
Lamar, CO	PM ₁₀	Maintenance	100	0.00	0.00	0.02	0.02	0.02	0.02	0.02	0.02	0.02	0.02
Lame Deer, MT	PM ₁₀	Moderate	100	0.00	0.00	0.00	0.00	0.00	0.00	0.00	0.00	0.00	0.00
Lancaster, PA	Ozone	Maintenance	100	0.00	0.11	1.79	1.92	1.94	1.93	1.95	1.92	1.95	1.92
Lancaster, PA	PM _{2.5}	Nonattainment	100	0.00	0.11	1.79	1.92	1.94	1.93	1.95	1.92	1.95	1.92
Lane County, OR	PM ₁₀	Moderate	100	0.00	0.00	0.00	0.00	0.00	0.00	0.00	0.00	0.00	0.00
Lansing-East Lansing, MI	Ozone	Maintenance	100	0.00	0.06	0.96	1.03	1.04	1.03	1.04	1.03	1.04	1.03
LaPorte, IN	Ozone	Maintenance	100	0.00	0.01	0.20	0.22	0.22	0.22	0.22	0.22	0.22	0.22
Las Vegas, NV	CO	Serious	100	0.00	0.35	5.76	6.20	6.25	6.23	6.28	6.18	6.28	6.18
Las Vegas, NV	Ozone	Former Subpart 1	50	0.00	0.35	5.76	6.20	6.25	6.23	6.28	6.18	6.28	6.18
Lauderdale County, AL	SO _x	Maintenance	100	0.00	0.01	0.18	0.19	0.20	0.19	0.20	0.19	0.20	0.19
Laurel Area (Yellowstone County), MT	SO _x	Nonattainment	100	0.00	0.00	0.00	0.00	0.00	0.00	0.00	0.00	0.00	0.00
Libby, MT	PM ₁₀	Moderate	100	0.00	0.00	0.02	0.02	0.02	0.02	0.02	0.02	0.02	0.02
Libby, MT	PM _{2.5}	Nonattainment	100	0.00	0.00	0.02	0.02	0.02	0.02	0.02	0.02	0.02	0.02
Liberty-Clairton, PA	PM _{2.5}	Nonattainment	100	0.00	0.00	0.03	0.03	0.03	0.03	0.03	0.03	0.03	0.03
Lima, OH	Ozone	Maintenance	100	0.00	-5.86	-8.71	-11.93	-11.70	-12.16	-13.09	-14.28	-15.36	-17.29
Longmont, CO	CO	Maintenance	100	0.00	0.01	0.17	0.19	0.19	0.19	0.19	0.19	0.19	0.19
Lorain County, OH	SO _x	Maintenance	100	0.00	0.01	0.09	0.10	0.10	0.10	0.10	0.10	0.10	0.10
Los Angeles South Coast Air Basin, CA	CO	Maintenance	100	0.00	-7.52	123.99	126.23	128.12	126.22	125.04	119.00	118.58	110.49
Los Angeles South Coast Air Basin, CA	NO _x	Maintenance	100	0.00	-7.52	123.99	126.23	128.12	126.22	125.04	119.00	118.58	110.49
Los Angeles South Coast Air Basin, CA	Ozone	Extreme	10	0.00	-7.52	123.99	126.23	128.12	126.22	125.04	119.00	118.58	110.49
Los Angeles South Coast Air Basin, CA	PM ₁₀	Serious	70	0.00	-7.52	123.99	126.23	128.12	126.22	125.04	119.00	118.58	110.49
Los Angeles South Coast Air Basin, CA	PM _{2.5}	Nonattainment	100	0.00	-7.52	123.99	126.23	128.12	126.22	125.04	119.00	118.58	110.49
Los Angeles-San Bernardino Counties (western Mohave), CA	Ozone	Moderate	50	0.00	0.08	1.35	1.45	1.46	1.46	1.47	1.44	1.47	1.44
Louisville, KY-IN	Ozone	Maintenance	100	0.00	0.28	4.50	4.84	4.88	4.86	4.90	4.82	4.90	4.82
Louisville, KY-IN	PM _{2.5}	Nonattainment	100	0.00	0.28	4.50	4.84	4.88	4.86	4.90	4.82	4.90	4.82
Lowell, MA	CO	Maintenance	100	0.00	0.01	0.22	0.24	0.24	0.24	0.24	0.24	0.24	0.24
Lucas County, OH	SO _x	Maintenance	100	0.00	-0.07	0.46	0.45	0.46	0.45	0.44	0.40	0.40	0.35
Lyons Township, IL	PM ₁₀	Maintenance	100	0.00	-0.03	0.07	0.06	0.06	0.06	0.05	0.04	0.04	0.02
Macon, GA	Ozone	Maintenance	100	0.00	0.05	0.86	0.93	0.93	0.93	0.94	0.92	0.94	0.92
Macon, GA	PM _{2.5}	Nonattainment	100	0.00	0.05	0.86	0.93	0.93	0.93	0.94	0.92	0.94	0.92
Madison and Page Counties (Shenandoah NP), VA	Ozone	Maintenance	100	0.00	0.00	0.01	0.01	0.01	0.01	0.01	0.01	0.01	0.01
Madison, WI	SO _x	Maintenance	100	0.00	0.03	0.47	0.51	0.51	0.51	0.51	0.50	0.51	0.50
Mammoth Lake, CA	PM ₁₀	Moderate	100	0.00	0.00	0.02	0.02	0.02	0.02	0.02	0.02	0.02	0.02
Manchester, NH	CO	Maintenance	100	0.00	0.01	0.16	0.17	0.17	0.17	0.17	0.17	0.17	0.17
Manitowoc County, WI	Ozone	Former Subpart 1	50	0.00	0.01	0.21	0.22	0.22	0.22	0.22	0.22	0.22	0.22
Marion County, IN	SO _x	Maintenance	100	0.00	0.04	0.64	0.69	0.69	0.69	0.70	0.69	0.70	0.69
Mariposa and Tuolumne Counties (Southern Mountain), CA	Ozone	Former Subpart 1	50	0.00	0.01	0.21	0.23	0.23	0.23	0.23	0.22	0.23	0.22

Table D1-25 Emission Changes <u>a/</u> by Nonattainment Area with Alternative Standards for HD Vehicles Fine Particulate Matter (PM _{2.5}) 2018														
Nonattainment Area	Pollutant	Status <u>c/</u>	General Conformity Threshold <u>d/</u>	Emissions Changes for Proposed Alternatives (tons/year)										
				Alt. 1	Alt. 2	Alt. 3	Alt. 4	Alt. 6A	Alt. 5	Alt. 6 <u>b/</u>	Alt. 7	Alt. 6B	Alt. 8	
				No Action	Engine Only	Class 8 Tractors	Engines & Classes 7-8 Tractors	15% below Preferred Alternative Stringency	Engines, Classes 7-8 Tractors, & Classes 2b-3	Engines, Tractors, & Classes 2b-8	Engines, Tractors, & Truck, & Trailers	20% above Preferred Alternative Stringency	Accelerated Hybrid Adoption	
Martinsburg, WV-Hagerstown, MD	PM _{2.5}	Nonattainment	100	0.00	0.04	0.64	0.69	0.69	0.69	0.69	0.70	0.68	0.70	0.68
Mason County, MI	Ozone	Maintenance	100	0.00	0.00	0.05	0.06	0.06	0.06	0.06	0.06	0.06	0.06	0.06
Medford, OR	CO	Maintenance	100	0.00	0.01	0.15	0.16	0.16	0.16	0.16	0.16	0.16	0.16	0.16
Medford-Ashland, OR	PM ₁₀	Maintenance	100	0.00	0.02	0.35	0.38	0.38	0.38	0.39	0.38	0.38	0.39	0.38
Memphis, TN-AR	Ozone	Maintenance	100	0.00	-1.66	-0.67	-1.50	-1.42	-1.57	-1.83	-2.23	-2.52	-3.14	-3.14
Memphis, TN	CO	Maintenance	100	0.00	-1.67	-0.84	-1.68	-1.60	-1.75	-2.01	-2.41	-2.70	-3.32	-3.32
Miami (Gila County), AZ	SO _x	Maintenance	100	0.00	0.00	0.06	0.06	0.06	0.06	0.06	0.06	0.06	0.06	0.06
Millinocket AQCR 109, ME	SO _x	Maintenance	100	0.00	0.00	0.01	0.01	0.01	0.01	0.01	0.01	0.01	0.01	0.01
Milwaukee, WI	SO _x	Maintenance	100	0.00	0.07	1.08	1.16	1.17	1.16	1.17	1.15	1.17	1.15	1.15
Milwaukee-Racine, WI	Ozone	Moderate	50	0.00	0.22	3.55	3.82	3.85	3.83	3.87	3.81	3.87	3.81	3.81
Minneapolis-St Paul, MN	CO	Maintenance	100	0.00	0.69	11.23	12.08	12.18	12.13	12.24	12.04	12.24	12.04	12.04
Minneapolis-St Paul, MN	SO _x	Maintenance	100	0.00	0.69	11.23	12.08	12.18	12.13	12.24	12.04	12.24	12.04	12.04
Missoula, MT	CO	Maintenance	100	0.00	0.01	0.24	0.26	0.26	0.26	0.26	0.26	0.26	0.26	0.26
Missoula, MT	PM ₁₀	Moderate	100	0.00	0.01	0.24	0.26	0.26	0.26	0.26	0.26	0.26	0.26	0.26
Modesto, CA	CO	Maintenance	100	0.00	0.04	0.58	0.63	0.63	0.63	0.63	0.62	0.63	0.63	0.62
Mohave County, AZ	PM ₁₀	Maintenance	100	0.00	0.01	0.19	0.21	0.21	0.21	0.21	0.21	0.21	0.21	0.21
Mono Basin, CA	PM ₁₀	Moderate	100	0.00	0.00	0.00	0.00	0.00	0.00	0.00	0.00	0.00	0.00	0.00
Morenci (Greenlee County), AZ	SO _x	Maintenance	100	0.00	0.00	0.01	0.01	0.01	0.01	0.01	0.01	0.01	0.01	0.01
Morristown, NJ	CO	Maintenance	100	0.00	0.00	0.06	0.07	0.07	0.07	0.07	0.07	0.07	0.07	0.07
Muhlenberg County, KY	SO _x	Maintenance	100	0.00	0.00	0.06	0.06	0.06	0.06	0.07	0.06	0.07	0.06	0.06
Muncie, IN	Ozone	Maintenance	100	0.00	0.01	0.24	0.26	0.26	0.26	0.26	0.26	0.26	0.26	0.26
Murray County (Chattahoochee NF), GA	Ozone	Maintenance	100	0.00	0.00	0.01	0.01	0.01	0.01	0.01	0.01	0.01	0.01	0.01
Muscatine County, IA	SO _x	Maintenance	100	0.00	0.00	0.03	0.03	0.03	0.03	0.03	0.03	0.03	0.03	0.03
Muskegon, MI	Ozone	Maintenance	100	0.00	0.02	0.26	0.28	0.28	0.28	0.28	0.28	0.28	0.28	0.28
Nashua, NH	CO	Maintenance	100	0.00	0.01	0.13	0.14	0.14	0.14	0.14	0.14	0.14	0.14	0.14
Nashville, TN	Ozone	Former Subpart 1	50	0.00	0.20	3.21	3.46	3.49	3.47	3.51	3.45	3.51	3.45	3.45
Nevada County (western part), CA	Ozone	Former Subpart 1	50	0.00	0.02	0.25	0.27	0.28	0.27	0.28	0.27	0.28	0.27	0.27
New Haven County, CT	PM ₁₀	Maintenance	100	0.00	0.02	0.27	0.29	0.29	0.29	0.29	0.29	0.29	0.29	0.29
New Haven-Meriden-Waterbury, CT	CO	Maintenance	100	0.00	0.10	1.60	1.72	1.73	1.73	1.74	1.71	1.74	1.71	1.71
New Manchester-Grant Magisterial District (Hancock County), WV	SO _x	Maintenance	100	0.00	0.00	0.01	0.01	0.01	0.01	0.01	0.01	0.01	0.01	0.01
New York County, NY	PM ₁₀	Moderate	100	0.00	0.05	0.93	1.00	1.01	1.01	1.02	1.00	1.01	1.01	0.99
New York-N. New Jersey-Long Island, NY-NJ-CT	CO	Maintenance	100	0.00	0.91	42.72	45.17	45.62	45.29	45.44	44.24	44.71	43.28	43.28
New York-N. New Jersey-Long Island, NY-NJ-CT	PM _{2.5}	Nonattainment	100	0.00	0.21	41.65	43.72	44.20	43.81	43.85	42.51	42.85	41.20	41.20
New York-northern New Jersey-Long Island, NY-NJ-CT	Ozone	Moderate	50	0.00	-0.77	25.61	26.45	26.80	26.48	26.36	25.31	25.36	23.99	23.99
Nogales, AZ	PM ₁₀	Moderate	100	0.00	0.00	0.08	0.09	0.09	0.09	0.09	0.09	0.09	0.09	0.09
Norfolk-Virginia Beach-Newport News, VA	Ozone	Maintenance	100	0.00	-6.36	-6.79	-10.15	-9.88	-10.40	-11.40	-12.79	-13.94	-16.14	-16.14
Ogden, UT	CO	Maintenance	100	0.00	0.02	0.29	0.31	0.31	0.31	0.31	0.31	0.31	0.31	0.31
Ogden, UT	PM ₁₀	Moderate	100	0.00	0.02	0.29	0.31	0.31	0.31	0.31	0.31	0.31	0.31	0.31
Oglesby, IL	PM ₁₀	Maintenance	100	0.00	0.00	0.01	0.01	0.01	0.01	0.01	0.01	0.01	0.01	0.01
Olmsted County, MN	PM ₁₀	Maintenance	100	0.00	0.00	0.04	0.05	0.05	0.05	0.05	0.05	0.05	0.05	0.05
Olympia, Tumwater, Lacey, WA	PM ₁₀	Maintenance	100	0.00	0.01	0.21	0.22	0.22	0.22	0.23	0.22	0.23	0.22	0.22
Owens Valley, CA	PM ₁₀	Serious	70	0.00	0.00	0.01	0.01	0.01	0.01	0.01	0.01	0.01	0.01	0.01
Pagosa Springs, CO	PM ₁₀	Maintenance	100	0.00	0.00	0.00	0.00	0.00	0.00	0.00	0.00	0.00	0.00	0.00

Table D1-25 Emission Changes <u>a/</u> by Nonattainment Area with Alternative Standards for HD Vehicles Fine Particulate Matter (PM _{2.5}) 2018														
Nonattainment Area	Pollutant	Status <u>c/</u>	General Conformity Threshold <u>d/</u>	Emissions Changes for Proposed Alternatives (tons/year)										
				Alt. 1	Alt. 2	Alt. 3	Alt. 4	Alt. 6A	Alt. 5	Alt. 6 <u>b/</u>	Alt. 7	Alt. 6B	Alt. 8	
				No Action	Engine Only	Class 8 Tractors	Engines & Classes 7-8 Tractors	15% below Preferred Alternative Stringency	Engines, Classes 7-8 Tractors, & Classes 2b-3	Engines, Tractors, & Classes 2b-8	Engines, Tractors, & Truck, & Trailers	20% above Preferred Alternative Stringency	Accelerated Hybrid Adoption	
Parkersburg-Marietta, WV-OH	Ozone	Maintenance	100	0.00	0.04	0.59	0.64	0.64	0.64	0.64	0.65	0.64	0.65	0.64
Parkersburg-Marietta, WV-OH	PM _{2.5}	Nonattainment	100	0.00	0.04	0.59	0.64	0.64	0.64	0.64	0.65	0.64	0.65	0.64
Payson, AZ	PM ₁₀	Maintenance	100	0.00	0.00	0.04	0.04	0.04	0.04	0.04	0.04	0.04	0.04	0.04
Penns Grove, NJ	CO	Maintenance	100	0.00	0.00	0.00	0.00	0.00	0.00	0.00	0.00	0.00	0.00	0.00
Peoria, IL	SO _x	Maintenance	100	0.00	0.01	0.20	0.21	0.21	0.21	0.21	0.21	0.20	0.21	0.20
Perth Amboy, NJ	CO	Maintenance	100	0.00	-0.70	-0.93	-1.30	-1.28	-1.33	-1.44	-1.59	-1.72	-1.95	-1.95
Philadelphia-Camden County, PA-NJ	CO	Maintenance	100	0.00	0.05	0.80	0.86	0.87	0.87	0.88	0.86	0.87	0.87	0.86
Phildelphia-Wilmington, PA-NY-DE	PM _{2.5}	Nonattainment	100	0.00	-9.61	-6.48	-11.39	-10.93	-11.76	-13.27	-15.50	-17.21	-20.69	-20.69
Phildelphia-Wilmington-Atlantic City, PA-NY-MD-DE	Ozone	Moderate	50	0.00	-9.36	-2.32	-6.92	-6.43	-7.27	-8.75	-11.04	-12.69	-16.24	-16.24
Phoenix, AZ	CO	Maintenance	100	0.00	1.07	17.44	18.77	18.92	18.85	19.02	18.71	19.02	18.71	18.71
Phoenix, AZ	PM ₁₀	Serious	70	0.00	1.07	17.44	18.77	18.92	18.85	19.02	18.71	19.02	18.71	18.71
Phoenix-Mesa, AZ	Ozone	Former Subpart 1	50	0.00	0.54	8.89	9.57	9.65	9.61	9.69	9.54	9.69	9.53	9.53
Pierce County, WA	PM ₁₀	Maintenance	100	0.00	0.00	0.02	0.02	0.02	0.02	0.02	0.02	0.02	0.02	0.02
Pinehurst, ID	PM ₁₀	Moderate	100	0.00	0.00	0.00	0.00	0.00	0.00	0.00	0.00	0.00	0.00	0.00
Pittsburgh, PA	CO	Maintenance	100	0.00	0.00	0.04	0.05	0.05	0.05	0.05	0.04	0.05	0.05	0.04
Pittsburgh-Beaver Valley, PA	Ozone	Former Subpart 1	50	0.00	0.48	7.80	8.39	8.46	8.43	8.50	8.36	8.50	8.36	8.36
Pittsburgh-Beaver Valley, PA	PM _{2.5}	Nonattainment	100	0.00	0.48	7.80	8.39	8.46	8.43	8.50	8.36	8.50	8.36	8.36
Polk County, TN	SO _x	Maintenance	100	0.00	0.00	0.04	0.05	0.05	0.05	0.05	0.05	0.05	0.05	0.05
Polson, MT	PM ₁₀	Moderate	100	0.00	0.00	0.01	0.01	0.01	0.01	0.01	0.01	0.01	0.01	0.01
Portland, ME	Ozone	Maintenance	100	0.00	0.07	1.12	1.21	1.22	1.21	1.22	1.20	1.22	1.20	1.20
Portland, OR	CO	Maintenance	100	0.00	0.10	2.27	2.43	2.45	2.44	2.46	2.41	2.44	2.39	2.39
Portneuf Valley, ID	PM ₁₀	Maintenance	100	0.00	0.01	0.09	0.10	0.10	0.10	0.10	0.10	0.10	0.10	0.10
Poughkeepsie, NY	Ozone	Moderate	50	0.00	0.16	2.63	2.83	2.85	2.84	2.86	2.82	2.86	2.82	2.82
Presque Isle, ME	PM ₁₀	Maintenance	100	0.00	0.00	0.02	0.02	0.02	0.02	0.02	0.02	0.02	0.02	0.02
Providence (entire State), RI	Ozone	Moderate	50	0.00	0.12	1.95	2.10	2.12	2.11	2.13	2.09	2.13	2.09	2.09
Provo, UT	CO	Maintenance	100	0.00	0.02	0.31	0.33	0.34	0.34	0.34	0.33	0.34	0.33	0.33
Raleigh-Durham, NC	CO	Maintenance	100	0.00	0.15	2.53	2.72	2.75	2.74	2.76	2.72	2.76	2.72	2.72
Raleigh-Durham-Chapel Hill, NC	Ozone	Maintenance	100	0.00	0.21	3.46	3.72	3.75	3.74	3.77	3.71	3.77	3.71	3.71
Ramsey County, MN	PM ₁₀	Maintenance	100	0.00	0.00	0.00	0.00	0.00	0.00	0.00	0.00	0.00	0.00	0.00
Reading, PA	Ozone	Maintenance	100	0.00	0.08	1.34	1.44	1.45	1.44	1.46	1.43	1.46	1.43	1.43
Reading, PA	PM _{2.5}	Nonattainment	100	0.00	0.08	1.34	1.44	1.45	1.44	1.46	1.43	1.46	1.43	1.43
Reno, NV	CO	Maintenance	100	0.00	0.03	0.49	0.53	0.53	0.53	0.53	0.52	0.53	0.52	0.52
Rhineland (Oneida County), WI	SO _x	Maintenance	100	0.00	0.00	0.00	0.00	0.00	0.00	0.00	0.00	0.00	0.00	0.00
Richmond-Petersburg, VA	Ozone	Maintenance	100	0.00	0.15	2.45	2.63	2.66	2.65	2.67	2.62	2.67	2.62	2.62
Rillito, AZ	PM ₁₀	Moderate	100	0.00	0.01	0.09	0.10	0.10	0.10	0.10	0.10	0.10	0.10	0.10
Riverside County (Coachella Valley), CA	Ozone	Severe	25	0.00	0.07	1.19	1.28	1.29	1.29	1.30	1.28	1.30	1.28	1.28
Roanoke, VA	Ozone	Former Subpart 1	50	0.00	0.03	0.53	0.57	0.58	0.58	0.58	0.57	0.58	0.57	0.57
Rochester (Olmsted County), MN	SO _x	Maintenance	100	0.00	0.01	0.16	0.17	0.17	0.17	0.17	0.17	0.17	0.17	0.17
Rochester, NY	Ozone	Former Subpart 1	50	0.00	0.16	2.69	2.90	2.92	2.91	2.93	2.89	2.93	2.89	2.89
Rocky Mount, NC	Ozone	Maintenance	100	0.00	0.02	0.38	0.41	0.41	0.41	0.41	0.41	0.41	0.41	0.41
Rome, GA	PM _{2.5}	Nonattainment	100	0.00	0.01	0.24	0.26	0.26	0.26	0.26	0.26	0.26	0.26	0.26
Ronan, MT	PM ₁₀	Moderate	100	0.00	0.00	0.00	0.00	0.00	0.00	0.00	0.00	0.00	0.00	0.00
Rothschild, Rib Mountain, Weston (Marathon County), WI	SO _x	Maintenance	100	0.00	0.00	0.01	0.01	0.01	0.01	0.01	0.01	0.01	0.01	0.01

Table D1-25 Emission Changes <u>a/</u> by Nonattainment Area with Alternative Standards for HD Vehicles Fine Particulate Matter (PM _{2.5}) 2018													
Nonattainment Area	Pollutant	Status <u>c/</u>	General Conformity Threshold <u>d/</u>	Emissions Changes for Proposed Alternatives (tons/year)									
				Alt. 1	Alt. 2	Alt. 3	Alt. 4	Alt. 6A	Alt. 5	Alt. 6 <u>b/</u>	Alt. 7	Alt. 6B	Alt. 8
				No Action	Engine Only	Class 8 Tractors	Engines & Classes 7-8 Tractors	15% below Preferred Alternative Stringency	Engines, Classes 7-8 Tractors, & Classes 2b-3	Engines, Tractors, & Classes 2b-8	Engines, Tractors, & Trucks, & Trailers	20% above Preferred Alternative Stringency	Accelerated Hybrid Adoption
Sacramento County, CA	PM ₁₀	Moderate	100	0.00	0.17	2.81	3.03	3.05	3.04	3.07	3.02	3.07	3.02
Sacramento Metro, CA	Ozone	Severe	25	0.00	0.31	5.00	5.39	5.43	5.41	5.46	5.37	5.46	5.37
Sacramento, CA	CO	Maintenance	100	0.00	0.19	3.13	3.36	3.39	3.38	3.41	3.35	3.41	3.35
Salem, OR	CO	Maintenance	100	0.00	0.02	0.27	0.29	0.29	0.29	0.29	0.29	0.29	0.29
Salt Lake City, UT	CO	Maintenance	100	0.00	-1.61	-2.07	-2.94	-2.87	-3.00	-3.26	-3.60	-3.89	-4.43
Salt Lake County, UT	PM ₁₀	Moderate	100	0.00	-1.39	1.59	1.00	1.09	0.95	0.73	0.32	0.09	-0.51
Salt Lake County, UT	SO _x	Nonattainment	100	0.00	0.25	4.07	4.38	4.42	4.40	4.44	4.37	4.44	4.37
San Antonio, TX	Ozone	Former Subpart 1	50	0.00	0.22	3.65	3.93	3.96	3.95	3.98	3.92	3.98	3.92
San Bernardino County, CA	PM ₁₀	Moderate	100	0.00	0.05	0.84	0.90	0.91	0.91	0.92	0.90	0.92	0.90
San Diego, CA	CO	Maintenance	100	0.00	0.97	15.82	17.03	17.17	17.10	17.26	16.98	17.26	16.98
San Diego, CA	Ozone	Former Subpart 1	50	0.00	0.97	15.82	17.03	17.17	17.10	17.26	16.98	17.26	16.98
San Francisco Bay Area, CA	Ozone	Marginal	50	0.00	-12.77	-8.12	-14.63	-14.01	-15.11	-17.13	-20.10	-22.38	-27.01
San Francisco-Oakland-San Jose, CA	CO	Maintenance	100	0.00	-12.67	-6.44	-12.81	-12.19	-13.29	-15.29	-18.29	-20.54	-25.20
San Joaquin Valley, CA	Ozone	Extreme	10	0.00	1.46	25.65	27.55	27.78	27.66	27.89	27.41	27.85	27.35
San Joaquin Valley, CA	PM ₁₀	Maintenance	100	0.00	1.46	25.65	27.55	27.78	27.66	27.89	27.41	27.85	27.35
San Joaquin Valley, CA	PM _{2.5}	Nonattainment	100	0.00	1.46	25.65	27.55	27.78	27.66	27.89	27.41	27.85	27.35
San Manuel (Pinal County), AZ	SO _x	Maintenance	100	0.00	0.00	0.06	0.07	0.07	0.07	0.07	0.07	0.07	0.07
Sanders County (part);Thompson Falls and vicinity, MT	PM ₁₀	Moderate	100	0.00	0.00	0.00	0.00	0.00	0.00	0.00	0.00	0.00	0.00
Scranton-Wilkes Barre, PA	Ozone	Maintenance	100	0.00	0.08	1.34	1.45	1.46	1.45	1.47	1.44	1.47	1.44
Seattle-Tacoma, WA	CO	Maintenance	100	0.00	0.36	5.86	6.30	6.35	6.33	6.39	6.28	6.39	6.28
Sheboygan, WI	Ozone	Moderate	50	0.00	0.01	0.24	0.25	0.26	0.25	0.26	0.25	0.26	0.25
Sheridan, WY	PM ₁₀	Moderate	100	0.00	0.00	0.04	0.05	0.05	0.05	0.05	0.05	0.05	0.05
Shoshone County, ID	PM ₁₀	Moderate	100	0.00	0.00	0.00	0.00	0.00	0.00	0.00	0.00	0.00	0.00
Somerville, NJ	CO	Maintenance	100	0.00	0.00	0.03	0.04	0.04	0.04	0.04	0.04	0.04	0.04
South Bend-Elkhart, IN	Ozone	Maintenance	100	0.00	0.06	0.91	0.98	0.99	0.98	0.99	0.97	0.99	0.97
Southeast Chicago, IL	PM ₁₀	Maintenance	100	0.00	-0.02	0.32	0.32	0.33	0.32	0.32	0.31	0.31	0.29
Spokane County, WA	PM ₁₀	Maintenance	100	0.00	0.04	0.58	0.63	0.63	0.63	0.64	0.63	0.64	0.63
Spokane, WA	CO	Maintenance	100	0.00	0.04	0.58	0.62	0.63	0.62	0.63	0.62	0.63	0.62
Springfield (western MA), MA	Ozone	Moderate	50	0.00	0.11	1.79	1.93	1.95	1.94	1.96	1.92	1.96	1.92
Springfield, MA	CO	Maintenance	100	0.00	0.02	0.28	0.31	0.31	0.31	0.31	0.30	0.31	0.30
St Louis, MO	CO	Maintenance	100	0.00	0.10	1.90	2.04	2.06	2.05	2.06	2.03	2.06	2.02
St Louis, MO-IL	Ozone	Moderate	50	0.00	-25.93	-33.91	-47.94	-46.90	-48.96	-53.05	-58.51	-63.25	-71.94
St. Louis, MO-IL	PM _{2.5}	Nonattainment	100	0.00	-25.93	-33.95	-47.98	-46.94	-49.01	-53.10	-58.55	-63.29	-71.98
State College, PA	Ozone	Maintenance	100	0.00	0.02	0.33	0.36	0.36	0.36	0.36	0.36	0.36	0.36
Steamboat Springs, CO	PM ₁₀	Maintenance	100	0.00	0.00	0.03	0.04	0.04	0.04	0.04	0.04	0.04	0.04
Steubenville & Mingo Junction, OH	SO _x	Maintenance	100	0.00	0.01	0.09	0.10	0.10	0.10	0.10	0.10	0.10	0.10
Steubenville-Weirton, OH-WV	Ozone	Maintenance	100	0.00	-0.02	0.33	0.33	0.34	0.33	0.33	0.31	0.31	0.29
Steubenville-Weirton, OH-WV	PM _{2.5}	Nonattainment	100	0.00	-0.02	0.33	0.33	0.34	0.33	0.33	0.31	0.31	0.29
Stockton, CA	CO	Maintenance	100	0.00	0.05	0.87	0.94	0.95	0.94	0.95	0.94	0.95	0.94
Sutter County (Sutter Buttes), CA	Ozone	Former Subpart 1	50	0.00	0.00	0.00	0.00	0.00	0.00	0.00	0.00	0.00	0.00
Syracuse, NY	CO	Maintenance	100	0.00	0.06	1.04	1.12	1.13	1.13	1.14	1.12	1.14	1.12
Telluride, CO	PM ₁₀	Maintenance	100	0.00	0.00	0.00	0.00	0.00	0.00	0.00	0.00	0.00	0.00
Terre Haute, IN	Ozone	Maintenance	100	0.00	0.02	0.27	0.29	0.30	0.30	0.30	0.29	0.30	0.29

Table D1-25 Emission Changes ^{a/} by Nonattainment Area with Alternative Standards for HD Vehicles Fine Particulate Matter (PM _{2.5}) 2018														
Nonattainment Area	Pollutant	Status ^{c/}	General Conformity Threshold ^{d/}	Emissions Changes for Proposed Alternatives (tons/year)										
				Alt. 1	Alt. 2	Alt. 3	Alt. 4	Alt. 6A	Alt. 5	Alt. 6 ^{b/}	Alt. 7	Alt. 6B	Alt. 8	
				No Action	Engine Only	Class 8 Tractors	Engines & Classes 7-8 Tractors	15% below Preferred Alternative Stringency	Engines, Classes 7-8 Tractors, & Classes 2b-3	Engines, Tractors, & Classes 2b-8	Engines, Tractors, & Trailers	20% above Preferred Alternative Stringency	Accelerated Hybrid Adoption	
Tioga County, PA	Ozone	Maintenance	100	0.00	0.01	0.12	0.12	0.13	0.13	0.13	0.13	0.12	0.13	0.12
Toledo, OH	Ozone	Maintenance	100	0.00	-6.15	-8.33	-11.67	-11.43	-11.92	-12.89	-14.17	-15.30	-17.35	
Toms River, NJ	CO	Maintenance	100	0.00	0.01	0.19	0.20	0.21	0.21	0.21	0.20	0.21	0.20	
Tooele County, UT	SO _x	Nonattainment	100	0.00	0.01	0.20	0.21	0.22	0.22	0.22	0.21	0.22	0.21	
Trenton, NJ	CO	Maintenance	100	0.00	0.01	0.18	0.19	0.19	0.19	0.19	0.19	0.19	0.19	
Trona, CA	PM ₁₀	Moderate	100	0.00	0.00	0.01	0.01	0.01	0.01	0.01	0.01	0.01	0.01	
Tucson, AZ	CO	Maintenance	100	0.00	0.12	1.93	2.08	2.10	2.09	2.11	2.07	2.11	2.07	
Utah County, UT	PM ₁₀	Moderate	100	0.00	0.06	0.94	1.01	1.02	1.02	1.03	1.01	1.03	1.01	
Vancouver, WA	CO	Maintenance	100	0.00	0.04	0.59	0.64	0.64	0.64	0.65	0.64	0.65	0.64	
Ventura County, CA	Ozone	Serious	50	0.00	0.09	1.58	1.70	1.71	1.71	1.72	1.69	1.72	1.69	
Vermillion County, IN	PM ₁₀	Maintenance	100	0.00	0.00	0.01	0.02	0.02	0.02	0.02	0.02	0.02	0.02	
Vigo County, IN	SO _x	Maintenance	100	0.00	0.02	0.27	0.29	0.30	0.30	0.30	0.29	0.30	0.29	
Wallula, WA	PM ₁₀	Maintenance	100	0.00	0.00	0.00	0.00	0.00	0.00	0.00	0.00	0.00	0.00	
Waltham, MA	CO	Maintenance	100	0.00	0.01	0.11	0.12	0.12	0.12	0.12	0.12	0.12	0.12	
Warren County, NJ	SO _x	Maintenance	100	0.00	0.00	0.07	0.08	0.08	0.08	0.08	0.08	0.08	0.08	
Warren County, PA	SO _x	Nonattainment	100	0.00	0.00	0.02	0.02	0.02	0.02	0.02	0.02	0.02	0.01	
Washington County (Hagerstown), MD	Ozone	Former Subpart 1	50	0.00	0.03	0.43	0.46	0.47	0.46	0.47	0.46	0.47	0.46	
Washington, DC-MD-VA	CO	Maintenance	100	0.00	1.47	23.98	25.81	26.02	25.92	26.15	25.72	26.15	25.72	
Washington, DC-MD-VA	Ozone	Moderate	50	0.00	1.47	23.98	25.81	26.02	25.92	26.15	25.72	26.15	25.72	
Washington, DC-MD-VA	PM _{2.5}	Nonattainment	100	0.00	1.47	23.98	25.81	26.02	25.92	26.15	25.72	26.15	25.72	
Washoe County, NV	PM ₁₀	Serious	70	0.00	0.03	0.49	0.53	0.53	0.53	0.53	0.52	0.53	0.52	
Waterford Township (Washington County), OH	SO _x	Maintenance	100	0.00	0.00	0.01	0.01	0.01	0.01	0.01	0.01	0.01	0.01	
Wayne County, IN	SO _x	Maintenance	100	0.00	0.01	0.15	0.16	0.16	0.16	0.16	0.16	0.16	0.16	
Wayne County, MI	PM ₁₀	Maintenance	100	0.00	-3.25	-4.81	-6.60	-6.47	-6.73	-7.24	-7.90	-8.50	-9.57	
Weirton, WV	PM ₁₀	Maintenance	100	0.00	0.00	0.05	0.05	0.05	0.05	0.05	0.05	0.05	0.05	
Weirton, WV	SO _x	Maintenance	100	0.00	0.00	0.05	0.05	0.05	0.05	0.05	0.05	0.05	0.05	
Wheeling, WV-OH	Ozone	Maintenance	100	0.00	0.04	0.62	0.67	0.68	0.67	0.68	0.67	0.68	0.67	
Wheeling, WV-OH	PM _{2.5}	Nonattainment	100	0.00	0.04	0.62	0.67	0.68	0.67	0.68	0.67	0.68	0.67	
Winston-Salem, NC	CO	Maintenance	100	0.00	0.05	0.82	0.88	0.89	0.88	0.89	0.88	0.89	0.88	
Worcester, MA	CO	Maintenance	100	0.00	0.03	0.42	0.46	0.46	0.46	0.46	0.45	0.46	0.45	
Yakima County, WA	PM ₁₀	Maintenance	100	0.00	0.01	0.18	0.20	0.20	0.20	0.20	0.20	0.20	0.20	
Yakima, WA	CO	Maintenance	100	0.00	0.00	0.07	0.08	0.08	0.08	0.08	0.08	0.08	0.08	
York, PA	Ozone	Maintenance	100	0.00	0.10	1.56	1.68	1.69	1.69	1.70	1.67	1.70	1.67	
York, PA	PM _{2.5}	Nonattainment	100	0.00	0.10	1.56	1.68	1.69	1.69	1.70	1.67	1.70	1.67	
Youngstown-Warren-Sharon, OH-PA	Ozone	Maintenance	100	0.00	0.08	1.32	1.42	1.43	1.43	1.44	1.42	1.44	1.42	
Yuma, AZ	PM ₁₀	Moderate	100	0.00	0.02	0.36	0.38	0.39	0.39	0.39	0.38	0.39	0.38	

^{a/} Negative emissions changes indicate reductions; positive emissions changes are increases. Values of less than 0.005 tons/year are rounded to zero.

^{b/} Preferred Alternative

^{c/} Pollutants for which the area is designated nonattainment or maintenance as of 2010. Source: 40 CFR 81.

^{d/} Emissions thresholds in tons/year of: CO in CO maintenance and nonattainment areas; VOC or NO_x in ozone maintenance and nonattainment areas; primary PM_{2.5} in PM_{2.5} maintenance and nonattainment areas; primary PM₁₀ in PM₁₀ maintenance and nonattainment areas; and SO₂ in SO₂ maintenance and nonattainment areas. Source: 40 CFR § 93.153. These thresholds are provided for information only; a general conformity determination is not required for the proposed actions. (See section 3.3.1.)

Source: EPA (U.S. Environmental Protection Agency). 2010. The Green Book Nonattainment Areas. Washington, District of Columbia. Last Revised: June 16, 2010. U.S. Environmental Protection Agency. Available: <http://www.epa.gov/oaqps001/greenbk/>. Accessed: August 6, 2010.

Table D1-26 Emission Changes <u>a/</u> by Nonattainment Area with Alternative Standards for HD Vehicles Fine Particulate Matter (PM _{2.5}) 2030														
Nonattainment Area	Pollutant	Status <u>c/</u>	General Conformity Threshold <u>d/</u>	Emissions Changes for Proposed Alternatives (tons/year)										
				Alt. 1	Alt. 2	Alt. 3	Alt. 4	Alt. 6A	Alt. 5	Alt. 6 <u>b/</u>	Alt. 7	Alt. 6B	Alt. 8	
				No Action	Engine Only	Class 8 Tractors	Engines & Classes 7-8 Tractors	15% below Preferred Alternative Stringency	Engines, Classes 7-8 Tractors, & Classes 2b-3	Engines, Tractors, & Classes 2b-8	Engines, Tractors, & Truck, & Trailers	20% above Preferred Alternative Stringency	Accelerated Hybrid Adoption	
Addison Township (Gallia County), OH	SO _x	Maintenance	100	0.00	0.00	0.01	0.01	0.01	0.01	0.01	0.01	0.01	0.01	0.01
Ajo (Pima County), AZ	PM ₁₀	Moderate	100	0.00	0.00	0.03	0.03	0.03	0.03	0.03	0.03	0.03	0.03	0.03
Ajo (Pima County), AZ	SO _x	Maintenance	100	0.00	0.00	0.02	0.03	0.03	0.02	0.02	0.02	0.02	0.02	0.02
Albany-Schenectady-Troy, NY	Ozone	Former Subpart 1	50	0.00	0.24	3.42	3.70	3.72	3.70	3.73	3.66	3.73	3.66	3.66
Albuquerque, NM	CO	Maintenance	100	0.00	0.19	2.72	2.95	2.96	2.95	2.97	2.91	2.97	2.91	2.91
Allegan County, MI	Ozone	Former Subpart 1	50	0.00	0.07	1.08	1.17	1.18	1.17	1.18	1.16	1.18	1.16	1.16
Allentown-Bethlehem-Easton, PA	Ozone	Maintenance	100	0.00	0.20	2.84	3.08	3.09	3.08	3.10	3.04	3.10	3.04	3.04
Altoona, PA	Ozone	Maintenance	100	0.00	0.03	0.46	0.50	0.50	0.50	0.50	0.49	0.50	0.49	0.49
Amador and Calveras Counties (Central Mountain), CA	Ozone	Former Subpart 1	50	0.00	0.04	0.54	0.59	0.59	0.59	0.59	0.58	0.59	0.58	0.58
Anchorage, AK	CO	Maintenance	100	0.00	0.03	0.38	0.41	0.41	0.41	0.41	0.40	0.41	0.40	0.40
Anthony, NM	PM ₁₀	Moderate	100	0.00	0.00	0.04	0.04	0.04	0.04	0.04	0.04	0.04	0.04	0.04
Armstrong County, PA	SO _x	Nonattainment	100	0.00	0.00	0.02	0.02	0.02	0.02	0.02	0.02	0.02	0.02	0.02
Aspen, CO	PM ₁₀	Maintenance	100	0.00	0.00	0.04	0.04	0.04	0.04	0.04	0.04	0.04	0.04	0.04
Atlanta, GA	Ozone	Moderate	50	0.00	4.84	69.96	75.80	76.16	75.81	76.42	74.90	76.42	74.90	74.90
Atlanta, GA	PM _{2.5}	Nonattainment	100	0.00	4.84	69.96	75.80	76.16	75.81	76.42	74.90	76.42	74.90	74.90
Atlantic City, NJ	CO	Maintenance	100	0.00	0.00	0.07	0.08	0.08	0.08	0.08	0.08	0.08	0.08	0.08
Bakersfield, CA	CO	Maintenance	100	0.00	-0.08	1.64	1.69	1.69	1.66	1.65	1.58	1.58	1.41	1.41
Baltimore, MD	CO	Maintenance	100	0.00	0.99	14.37	15.57	15.65	15.57	15.70	15.39	15.70	15.39	15.39
Baltimore, MD	Ozone	Moderate	50	0.00	0.99	14.37	15.57	15.65	15.57	15.70	15.39	15.70	15.39	15.39
Baltimore, MD	PM _{2.5}	Nonattainment	100	0.00	0.99	14.37	15.57	15.65	15.57	15.70	15.39	15.70	15.39	15.39
Baton Rouge, LA	Ozone	Moderate	50	0.00	-12.40	-11.63	-18.14	-18.74	-19.78	-21.48	-23.09	-25.71	-33.08	-33.08
Beaumont-Port Arthur, TX	Ozone	Moderate	50	0.00	-15.05	-16.09	-24.08	-24.81	-26.05	-28.12	-30.00	-33.20	-42.01	-42.01
Benton County, TN	SO _x	Maintenance	100	0.00	0.00	0.02	0.02	0.02	0.02	0.02	0.02	0.02	0.02	0.02
Benton Harbor, MI	Ozone	Maintenance	100	0.00	0.09	1.26	1.36	1.37	1.36	1.37	1.35	1.37	1.35	1.35
Benzie County, MI	Ozone	Maintenance	100	0.00	0.01	0.17	0.19	0.19	0.19	0.19	0.19	0.19	0.19	0.19
Berkeley and Jefferson Counties, WV	Ozone	Maintenance	100	0.00	0.08	1.10	1.19	1.20	1.19	1.20	1.18	1.20	1.18	1.18
Billings, MT	CO	Maintenance	100	0.00	-6.67	-7.72	-11.30	-11.62	-12.16	-13.08	-13.90	-15.32	-19.19	-19.19
Birmingham, AL	Ozone	Maintenance	100	0.00	0.34	8.16	8.73	8.76	8.70	8.74	8.53	8.66	8.34	8.34
Birmingham, AL	PM _{2.5}	Nonattainment	100	0.00	0.34	8.16	8.73	8.76	8.70	8.74	8.53	8.66	8.34	8.34
Boise-Northern Ada County, ID	CO	Maintenance	100	0.00	0.22	3.15	3.41	3.43	3.41	3.44	3.37	3.44	3.37	3.37
Boise-Northern Ada County, ID	PM ₁₀	Maintenance	100	0.00	0.22	3.15	3.41	3.43	3.41	3.44	3.37	3.44	3.37	3.37
Bonner County (Sandpoint), ID	PM ₁₀	Moderate	100	0.00	0.01	0.08	0.09	0.09	0.09	0.09	0.09	0.09	0.09	0.09
Boston, MA	CO	Maintenance	100	0.00	0.21	3.08	3.33	3.35	3.33	3.36	3.29	3.36	3.29	3.29
Boston-Lawrence-Worcester (eastern MA), MA	Ozone	Moderate	50	0.00	1.39	20.14	21.82	21.93	21.83	22.00	21.57	22.00	21.57	21.57
Boston-Manchester-Portsmouth (southeast NH), NH	Ozone	Moderate	50	0.00	0.22	3.18	3.45	3.47	3.45	3.48	3.41	3.48	3.41	3.41
Boyd County (part), KY	SO _x	Maintenance	100	0.00	0.00	0.05	0.06	0.06	0.06	0.06	0.06	0.06	0.06	0.06
Buffalo-Niagara Falls, NY	Ozone	Former Subpart 1	50	0.00	0.23	3.27	3.54	3.56	3.54	3.57	3.50	3.57	3.50	3.50
Burlington, NJ	CO	Maintenance	100	0.00	0.00	0.04	0.04	0.04	0.04	0.04	0.04	0.04	0.04	0.04
Butte, MT	PM ₁₀	Moderate	100	0.00	0.01	0.13	0.14	0.14	0.14	0.14	0.14	0.14	0.14	0.14
Canon City, CO	PM ₁₀	Maintenance	100	0.00	0.01	0.10	0.10	0.11	0.10	0.11	0.10	0.11	0.10	0.10
Canton-Massillon, OH	Ozone	Maintenance	100	0.00	-0.87	1.71	1.39	1.35	1.25	1.13	0.93	0.77	0.08	0.08
Canton-Massillon, OH	PM _{2.5}	Nonattainment	100	0.00	-0.87	1.71	1.39	1.35	1.25	1.13	0.93	0.77	0.08	0.08
Case County, MI	Ozone	Maintenance	100	0.00	0.02	0.31	0.34	0.34	0.34	0.34	0.33	0.34	0.33	0.33

Table D1-26 Emission Changes <u>a/</u> by Nonattainment Area with Alternative Standards for HD Vehicles Fine Particulate Matter (PM _{2.5}) 2030														
Nonattainment Area	Pollutant	Status <u>c/</u>	General Conformity Threshold <u>d/</u>	Emissions Changes for Proposed Alternatives (tons/year)										
				Alt. 1	Alt. 2	Alt. 3	Alt. 4	Alt. 6A	Alt. 5	Alt. 6 <u>b/</u>	Alt. 7	Alt. 6B	Alt. 8	
				No Action	Engine Only	Class 8 Tractors	Engines & Classes 7-8 Tractors	15% below Preferred Alternative Stringency	Engines, Classes 7-8 Tractors, & Classes 2b-3	Engines, Tractors, & Classes 2b-8	Engines, Tractors, & Truck, & Trailers	20% above Preferred Alternative Stringency	Accelerated Hybrid Adoption	
Center Township (Morgan County), OH	SO _x	Maintenance	100	0.00	0.00	0.00	0.00	0.00	0.00	0.00	0.00	0.00	0.00	0.00
Central Steptoe Valley (White Pine County), NV	SO _x	Maintenance	100	0.00	0.00	0.01	0.01	0.01	0.01	0.01	0.01	0.01	0.01	0.01
Charleston, WV	Ozone	Maintenance	100	0.00	0.24	3.47	3.76	3.78	3.76	3.79	3.72	3.79	3.72	3.72
Charleston, WV	PM _{2.5}	Nonattainment	100	0.00	0.24	3.47	3.76	3.78	3.76	3.79	3.72	3.79	3.72	3.72
Charlotte, NC	CO	Maintenance	100	0.00	0.27	3.85	4.17	4.19	4.17	4.21	4.12	4.21	4.12	4.12
Charlotte-Gastonia-Rock Hill, NC-SC	Ozone	Moderate	50	0.00	0.61	8.82	9.55	9.60	9.56	9.63	9.44	9.63	9.44	9.44
Chattanooga, TN-GA-AL	PM _{2.5}	Nonattainment	100	0.00	0.21	3.02	3.27	3.29	3.27	3.30	3.23	3.30	3.23	3.23
Chattanooga, TN-GA	Ozone	Former Subpart 1	50	0.00	0.19	2.82	3.06	3.07	3.06	3.08	3.02	3.08	3.02	3.02
Chicago-Gary-Lake County, IL-IN	Ozone	Moderate	50	0.00	-12.35	68.64	66.21	65.76	63.80	62.03	57.81	55.80	43.08	43.08
Chicago-Gary-Lake County, IL-IN	PM _{2.5}	Nonattainment	100	0.00	-12.35	68.64	66.21	65.76	63.80	62.03	57.81	55.80	43.08	43.08
Chico, CA	CO	Maintenance	100	0.00	0.08	1.20	1.30	1.31	1.30	1.31	1.29	1.31	1.29	1.29
Chico, CA	Ozone	Former Subpart 1	50	0.00	0.08	1.20	1.30	1.31	1.30	1.31	1.29	1.31	1.29	1.29
Cincinnati-Hamilton, OH-KY-IN	Ozone	Former Subpart 1	50	0.00	1.49	21.59	23.39	23.50	23.39	23.58	23.12	23.58	23.12	23.12
Cincinnati-Hamilton, OH-KY-IN	PM _{2.5}	Nonattainment	100	0.00	1.49	21.59	23.39	23.50	23.39	23.58	23.12	23.58	23.12	23.12
Clairton & 4 Boroughs, PA	PM ₁₀	Maintenance	100	0.00	0.00	0.04	0.04	0.04	0.04	0.04	0.04	0.04	0.04	0.04
Clark County, NV	PM ₁₀	Serious	70	0.00	0.07	1.01	1.10	1.10	1.10	1.11	1.08	1.11	1.08	1.08
Clarksville-Hopkinsville, TN-KY	Ozone	Maintenance	100	0.00	0.12	1.77	1.92	1.93	1.92	1.93	1.89	1.93	1.89	1.89
Clearfield and Indiana Counties, PA	Ozone	Maintenance	100	0.00	0.11	1.57	1.70	1.70	1.70	1.71	1.68	1.71	1.67	1.67
Cleveland, OH	CO	Maintenance	100	0.00	0.31	4.53	4.90	4.93	4.90	4.94	4.84	4.94	4.84	4.84
Cleveland-Akron-Lorain, OH	Ozone	Maintenance	100	0.00	1.98	28.57	30.96	31.10	30.96	31.21	30.59	31.21	30.59	30.59
Cleveland-Akron-Lorain, OH	PM _{2.5}	Nonattainment	100	0.00	1.98	28.57	30.96	31.10	30.96	31.21	30.59	31.21	30.59	30.59
Coachella Valley, CA	PM ₁₀	Serious	70	0.00	0.12	1.81	1.96	1.97	1.96	1.97	1.93	1.97	1.93	1.93
Colbert County, AL	SO _x	Maintenance	100	0.00	0.02	0.30	0.32	0.32	0.32	0.32	0.32	0.32	0.32	0.32
Colorado Springs, CO	CO	Maintenance	100	0.00	0.15	2.13	2.31	2.32	2.31	2.33	2.28	2.33	2.28	2.28
Columbia Falls, MT	PM ₁₀	Moderate	100	0.00	0.00	0.03	0.03	0.03	0.03	0.03	0.03	0.03	0.03	0.03
Columbia, SC	Ozone	Former Subpart 1	50	0.00	0.27	3.92	4.25	4.27	4.25	4.28	4.20	4.28	4.20	4.20
Columbus, OH	Ozone	Maintenance	100	0.00	1.36	19.74	21.39	21.49	21.39	21.56	21.13	21.56	21.13	21.13
Columbus, OH	PM _{2.5}	Nonattainment	100	0.00	1.36	19.74	21.39	21.49	21.39	21.56	21.13	21.56	21.13	21.13
Conewango Township (Warren County), PA	SO _x	Maintenance	100	0.00	-0.01	0.00	0.00	0.00	0.00	0.00	0.00	0.00	-0.01	-0.01
Coso Junction, CA	PM ₁₀	Moderate	100	0.00	0.00	0.00	0.00	0.00	0.00	0.00	0.00	0.00	0.00	0.00
Cuyahoga County, OH	PM ₁₀	Maintenance	100	0.00	0.57	8.24	8.93	8.97	8.93	9.00	8.83	9.00	8.83	8.83
Cuyahoga County, OH	SO _x	Maintenance	100	0.00	0.57	8.24	8.93	8.97	8.93	9.00	8.83	9.00	8.83	8.83
Dallas-Fort Worth, TX	Ozone	Moderate	50	0.00	1.49	21.55	23.35	23.46	23.35	23.54	23.08	23.54	23.08	23.08
Dayton-Springfield, OH	Ozone	Maintenance	100	0.00	0.61	8.83	9.57	9.61	9.57	9.64	9.45	9.64	9.45	9.45
Dayton-Springfield, OH	PM _{2.5}	Nonattainment	100	0.00	0.61	8.83	9.57	9.61	9.57	9.64	9.45	9.64	9.45	9.45
Denver Metro, CO	PM ₁₀	Maintenance	100	0.00	-7.51	0.27	-3.30	-3.64	-4.36	-5.40	-6.61	-8.14	-13.09	-13.09
Denver-Boulder, CO	CO	Maintenance	100	0.00	-7.54	-0.23	-3.84	-4.19	-4.90	-5.94	-7.14	-8.69	-13.63	-13.63
Denver-Boulder-Greeley-Fort Collins-Loveland, CO	Ozone	Former Subpart 1	50	0.00	-7.32	2.96	-0.38	-0.71	-1.44	-2.46	-3.73	-5.20	-10.21	-10.21
Detroit, MI	CO	Maintenance	100	0.00	-4.91	4.49	2.37	2.15	1.64	0.95	0.02	-0.95	-4.48	-4.48
Detroit-Ann Arbor, MI	Ozone	Maintenance	100	0.00	-1.47	60.91	63.28	63.33	62.48	62.23	60.00	60.16	55.11	55.11
Detroit-Ann Arbor, MI	PM _{2.5}	Nonattainment	100	0.00	-1.47	60.91	63.28	63.33	62.48	62.23	60.00	60.16	55.11	55.11
Door County, WI	Ozone	Former Subpart 1	50	0.00	0.02	0.25	0.27	0.27	0.27	0.27	0.26	0.27	0.26	0.26
Douglas (Cochise County), AZ	PM ₁₀	Moderate	100	0.00	0.02	0.36	0.39	0.39	0.39	0.39	0.38	0.39	0.38	0.38

Table D1-26 Emission Changes <u>a/</u> by Nonattainment Area with Alternative Standards for HD Vehicles Fine Particulate Matter (PM _{2.5}) 2030														
Nonattainment Area	Pollutant	Status <u>c/</u>	General Conformity Threshold <u>d/</u>	Emissions Changes for Proposed Alternatives (tons/year)										
				Alt. 1	Alt. 2	Alt. 3	Alt. 4	Alt. 6A	Alt. 5	Alt. 6 <u>b/</u>	Alt. 7	Alt. 6B	Alt. 8	
				No Action	Engine Only	Class 8 Tractors	Engines & Classes 7-8 Tractors	15% below Preferred Alternative Stringency	Engines, Classes 7-8 Tractors, & Classes 2b-3	Engines, Tractors, & Classes 2b-8	Engines, Tractors, & Truckers, Trailers	20% above Preferred Alternative Stringency	Accelerated Hybrid Adoption	
Douglas (Cochise County), AZ	SO _x	Maintenance	100	0.00	0.02	0.36	0.39	0.39	0.39	0.39	0.39	0.38	0.39	0.38
Duluth, MN	CO	Maintenance	100	0.00	0.03	0.43	0.47	0.47	0.47	0.47	0.47	0.46	0.47	0.46
Eagle River, AK	PM ₁₀	Moderate	100	0.00	0.00	0.02	0.02	0.02	0.02	0.02	0.02	0.02	0.02	0.02
East Chicago, IN	CO	Maintenance	100	0.00	0.07	1.05	1.14	1.15	1.15	1.14	1.15	1.13	1.15	1.13
East Chicago, IN	PM ₁₀	Maintenance	100	0.00	-14.83	-16.96	-24.90	-25.62	-26.83	-28.86	-30.68	-33.84	-33.84	-42.45
East Helena Area (Lewis and Clark County), MT	SO _x	Nonattainment	100	0.00	0.00	0.01	0.01	0.01	0.01	0.01	0.01	0.01	0.01	0.01
El Paso County, TX	PM ₁₀	Moderate	100	0.00	-4.43	-4.28	-6.61	-6.82	-7.19	-7.80	-8.37	-9.31	-9.31	-11.93
El Paso, TX	CO	Maintenance	100	0.00	0.01	0.07	0.08	0.08	0.08	0.08	0.08	0.08	0.08	0.08
Erie, PA	Ozone	Maintenance	100	0.00	0.09	1.38	1.49	1.49	1.49	1.49	1.50	1.47	1.49	1.46
Essex County (Whiteface Mountain), NY	Ozone	Former Subpart 1	50	0.00	0.00	0.01	0.01	0.01	0.01	0.01	0.01	0.01	0.01	0.01
Eugene-Springfield, OR	CO	Maintenance	100	0.00	0.13	1.94	2.10	2.11	2.11	2.10	2.12	2.08	2.12	2.08
Eugene-Springfield, OR	PM ₁₀	Moderate	100	0.00	0.13	1.94	2.10	2.11	2.11	2.10	2.12	2.08	2.12	2.08
Evansville, IN	Ozone	Maintenance	100	0.00	0.26	3.81	4.12	4.14	4.14	4.12	4.16	4.08	4.16	4.08
Evansville, IN	PM _{2.5}	Nonattainment	100	0.00	0.26	3.81	4.12	4.14	4.14	4.12	4.16	4.08	4.16	4.08
Fairbanks, AK	CO	Maintenance	100	0.00	0.01	0.08	0.09	0.09	0.09	0.09	0.09	0.09	0.09	0.09
Fayetteville, NC	Ozone	Former Subpart 1	50	0.00	0.10	1.39	1.51	1.52	1.52	1.51	1.52	1.49	1.52	1.49
Flathead County; Whitefish and vicinity, MT	PM ₁₀	Moderate	100	0.00	0.00	0.04	0.04	0.04	0.04	0.04	0.04	0.04	0.04	0.04
Flint, MI	Ozone	Maintenance	100	0.00	-0.06	3.32	3.46	3.46	3.46	3.42	3.40	3.28	3.30	3.03
Follansbee, WV	PM ₁₀	Maintenance	100	0.00	0.00	0.00	0.00	0.00	0.00	0.00	0.00	0.00	0.00	0.00
Fort Collins, CO	CO	Maintenance	100	0.00	0.05	0.72	0.78	0.78	0.78	0.78	0.79	0.77	0.79	0.77
Fort Hall Reservation, ID	PM ₁₀	Moderate	100	0.00	0.00	0.00	0.00	0.00	0.00	0.00	0.00	0.00	0.00	0.00
Fort Wayne, IN	Ozone	Maintenance	100	0.00	0.15	2.22	2.41	2.42	2.42	2.41	2.43	2.38	2.43	2.38
Franklin County, PA	Ozone	Maintenance	100	0.00	0.07	1.08	1.17	1.18	1.18	1.17	1.18	1.16	1.18	1.16
Franklin Township (Coshocton County), OH	SO _x	Maintenance	100	0.00	0.00	0.00	0.01	0.01	0.01	0.01	0.01	0.01	0.01	0.01
Frederick County, VA	Ozone	Former Subpart 1	50	0.00	0.05	0.72	0.78	0.78	0.78	0.78	0.78	0.77	0.78	0.77
Fredericksburg, VA	Ozone	Maintenance	100	0.00	0.10	1.38	1.50	1.50	1.50	1.50	1.51	1.48	1.51	1.48
Freehold, NJ	CO	Maintenance	100	0.00	0.00	0.03	0.03	0.03	0.03	0.03	0.03	0.03	0.03	0.03
Fresno, CA	CO	Maintenance	100	0.00	0.16	2.33	2.52	2.53	2.53	2.52	2.54	2.49	2.54	2.49
Grand Rapids, MI	Ozone	Maintenance	100	0.00	0.41	5.96	6.45	6.49	6.49	6.45	6.51	6.38	6.51	6.38
Granite City, Nameoki Townships, IL	PM ₁₀	Maintenance	100	0.00	-0.01	0.22	0.23	0.23	0.23	0.22	0.22	0.21	0.21	0.19
Grant County, NM	SO _x	Maintenance	100	0.00	0.00	0.01	0.01	0.02	0.02	0.01	0.02	0.01	0.02	0.01
Grants Pass, OR	CO	Maintenance	100	0.00	0.01	0.16	0.17	0.17	0.17	0.17	0.17	0.17	0.17	0.17
Grants Pass, OR	PM ₁₀	Maintenance	100	0.00	0.01	0.16	0.17	0.17	0.17	0.17	0.17	0.17	0.17	0.17
Great Falls, MT	CO	Maintenance	100	0.00	0.01	0.10	0.11	0.11	0.11	0.11	0.11	0.11	0.11	0.11
Greater Connecticut, CT	Ozone	Moderate	50	0.00	0.28	4.00	4.33	4.35	4.35	4.33	4.36	4.28	4.36	4.28
Greeley, CO	CO	Maintenance	100	0.00	0.04	0.59	0.64	0.65	0.65	0.64	0.65	0.64	0.65	0.64
Green Bay, WI	SO _x	Maintenance	100	0.00	0.04	0.64	0.69	0.70	0.70	0.69	0.70	0.69	0.70	0.69
Greene County, IN	Ozone	Maintenance	100	0.00	0.02	0.30	0.32	0.32	0.32	0.32	0.33	0.32	0.33	0.32
Greene County, PA	Ozone	Maintenance	100	0.00	0.01	0.20	0.21	0.21	0.21	0.21	0.21	0.21	0.21	0.21
Greensboro-Winston Salem-High Point, NC	Ozone	Marginal	50	0.00	0.84	12.11	13.12	13.18	13.18	13.12	13.23	12.96	13.23	12.96
Greensboro-Winston salem-High Point, NC	PM _{2.5}	Nonattainment	100	0.00	0.84	12.11	13.12	13.18	13.18	13.12	13.23	12.96	13.23	12.96
Greenville-Spartanburg-Anderson, SC	Ozone	Former Subpart 1	50	0.00	0.37	5.32	5.76	5.79	5.79	5.76	5.81	5.69	5.81	5.69
Groveland Township (Tazewell County), IL	SO _x	Maintenance	100	0.00	0.01	0.14	0.15	0.15	0.15	0.15	0.15	0.15	0.15	0.15

Table D1-26 Emission Changes <u>a/</u> by Nonattainment Area with Alternative Standards for HD Vehicles Fine Particulate Matter (PM _{2.5}) 2030															
Nonattainment Area	Pollutant	Status <u>c/</u>	General Conformity Threshold <u>d/</u>	Emissions Changes for Proposed Alternatives (tons/year)											
				Alt. 1	Alt. 2	Alt. 3	Alt. 4	Alt. 6A	Alt. 5	Alt. 6 <u>b/</u>	Alt. 7	Alt. 6B	Alt. 8		
				No Action	Engine Only	Class 8 Tractors	Engines & Classes 7-8 Tractors	15% below Preferred Alternative Stringency	Engines, Classes 7-8 Tractors, & Classes 2b-3	Engines, Tractors, & Classes 2b-8	Engines, Tractors, & Trailers	20% above Preferred Alternative Stringency	Accelerated Hybrid Adoption		
Hancock-Knox-Lincoln-Waldo Counties, ME	Ozone	Maintenance	100	0.00	0.04	0.61	0.66	0.66	0.66	0.66	0.67	0.65	0.67	0.65	
Harrisburg-Lebanon-Carlisle, PA	Ozone	Maintenance	100	0.00	0.79	11.43	12.39	12.44	12.39	12.44	12.39	12.49	12.24	12.49	12.24
Harrisburg-Lebanon-Carlisle, PA	PM _{2.5}	Nonattainment	100	0.00	0.79	11.43	12.39	12.44	12.39	12.44	12.39	12.49	12.24	12.49	12.24
Hartford-New Britain-Middletown, CT	CO	Maintenance	100	0.00	0.19	2.76	2.99	3.00	2.99	3.00	2.99	3.01	2.95	3.01	2.95
Hayden (Pinal County), AZ	SO _x	Nonattainment	100	0.00	0.00	0.05	0.05	0.05	0.05	0.05	0.05	0.05	0.05	0.05	0.05
Hayden/Miami, AZ	PM ₁₀	Moderate	100	0.00	0.01	0.16	0.18	0.18	0.18	0.18	0.18	0.17	0.18	0.17	0.17
Haywood and Swain Counties (Great Smoky Mountain NP), NC	Ozone	Maintenance	100	0.00	0.00	0.03	0.03	0.03	0.03	0.03	0.03	0.03	0.03	0.03	0.03
Hazelwood, PA	SO _x	Maintenance	100	0.00	0.01	0.13	0.14	0.14	0.14	0.14	0.14	0.13	0.14	0.13	0.13
Hickory, NC	PM _{2.5}	Nonattainment	100	0.00	0.06	0.82	0.88	0.89	0.89	0.89	0.89	0.87	0.89	0.87	0.87
Hickory-Morgantown-Lenoir, NC	Ozone	Former Subpart 1	50	0.00	0.10	1.46	1.58	1.59	1.58	1.59	1.59	1.56	1.59	1.59	1.56
Hollis Township, IL	SO _x	Maintenance	100	0.00	0.00	0.01	0.01	0.01	0.01	0.01	0.01	0.01	0.01	0.01	0.01
Houston-Galveston-Brazoria, TX	Ozone	Severe	25	0.00	-60.08	-53.75	-85.12	-88.02	-93.09	-93.09	-101.35	-109.20	-121.88	-121.88	-157.77
Humphreys County, TN	SO _x	Maintenance	100	0.00	0.00	0.05	0.05	0.05	0.05	0.05	0.05	0.05	0.05	0.05	0.05
Huntington-Ashland, WV-KY-OH	PM _{2.5}	Nonattainment	100	0.00	-8.00	-8.12	-12.34	-12.73	-13.40	-13.40	-14.49	-15.51	-17.21	-17.21	-21.92
Huntington-Ashland, WV-KY	Ozone	Maintenance	100	0.00	-8.06	-8.94	-13.23	-13.62	-14.29	-14.29	-15.39	-16.39	-18.10	-18.10	-22.80
Huron County, MI	Ozone	Maintenance	100	0.00	0.01	0.20	0.22	0.22	0.22	0.22	0.22	0.22	0.22	0.22	0.22
Imperial County, CA	Ozone	Moderate	50	0.00	0.07	1.08	1.17	1.18	1.17	1.18	1.17	1.18	1.16	1.18	1.16
Imperial Valley, CA	PM ₁₀	Serious	70	0.00	0.07	1.06	1.15	1.15	1.15	1.15	1.16	1.13	1.16	1.13	1.13
Indian Wells, CA	PM ₁₀	Maintenance	100	0.00	0.01	0.14	0.15	0.15	0.15	0.15	0.15	0.15	0.15	0.15	0.15
Indianapolis, IN	CO	Maintenance	100	0.00	1.46	21.19	22.95	23.06	22.95	23.06	22.95	23.14	22.68	23.14	22.68
Indianapolis, IN	Ozone	Maintenance	100	0.00	1.46	21.19	22.95	23.06	22.95	23.06	22.95	23.14	22.68	23.14	22.68
Indianapolis, IN	PM _{2.5}	Nonattainment	100	0.00	1.46	21.19	22.95	23.06	22.95	23.06	22.95	23.14	22.68	23.14	22.68
Jackson County, IN	Ozone	Maintenance	100	0.00	0.04	0.63	0.68	0.68	0.68	0.68	0.69	0.67	0.69	0.67	0.67
Jamestown, NY	Ozone	Former Subpart 1	50	0.00	0.05	0.88	0.95	0.95	0.95	0.95	0.95	0.95	0.93	0.95	0.93
Jefferson County, NY	Ozone	Moderate	50	0.00	0.04	0.58	0.63	0.63	0.63	0.63	0.63	0.62	0.63	0.63	0.62
Jefferson County, OH	PM ₁₀	Maintenance	100	0.00	0.00	0.04	0.04	0.04	0.04	0.04	0.04	0.04	0.04	0.04	0.04
Johnson City-Kingsport-Bristol, TN	Ozone	Former Subpart 1	50	0.00	0.08	1.20	1.30	1.30	1.30	1.30	1.31	1.28	1.31	1.28	1.28
Johnstown, PA	Ozone	Maintenance	100	0.00	0.05	0.80	0.86	0.87	0.86	0.87	0.87	0.85	0.87	0.85	0.85
Johnstown, PA	PM _{2.5}	Nonattainment	100	0.00	0.05	0.80	0.86	0.87	0.86	0.87	0.87	0.85	0.87	0.85	0.85
Juneau, AK	PM ₁₀	Moderate	100	0.00	0.00	0.03	0.04	0.04	0.04	0.04	0.04	0.04	0.04	0.04	0.04
Kalamazoo-Battle Creek, MI	Ozone	Maintenance	100	0.00	0.25	3.61	3.91	3.93	3.91	3.93	3.91	3.94	3.86	3.94	3.86
Kalispell, MT	PM ₁₀	Moderate	100	0.00	0.01	0.15	0.17	0.17	0.17	0.17	0.17	0.16	0.17	0.17	0.16
Kent and Queen Annes Counties, MD	Ozone	Maintenance	100	0.00	0.03	0.39	0.43	0.43	0.43	0.43	0.43	0.43	0.42	0.43	0.42
Kent, WA	PM ₁₀	Maintenance	100	0.00	0.01	0.13	0.14	0.14	0.14	0.14	0.14	0.13	0.14	0.13	0.13
Kern County (Eastern Kern), CA	Ozone	Former Subpart 1	50	0.00	0.02	0.35	0.37	0.38	0.37	0.38	0.37	0.38	0.37	0.38	0.37
Kewaunee County, WI	Ozone	Maintenance	100	0.00	0.01	0.17	0.18	0.18	0.18	0.18	0.18	0.18	0.18	0.18	0.18
King County, WA	PM ₁₀	Maintenance	100	0.00	0.00	0.05	0.05	0.06	0.05	0.06	0.05	0.06	0.05	0.06	0.05
Klamath Falls, OR	CO	Maintenance	100	0.00	0.03	0.43	0.47	0.47	0.47	0.47	0.47	0.46	0.47	0.46	0.46
Klamath Falls, OR	PM ₁₀	Maintenance	100	0.00	0.03	0.43	0.47	0.47	0.47	0.47	0.47	0.46	0.47	0.46	0.46
Knoxville, TN	Ozone	Former Subpart 1	50	0.00	0.98	14.21	15.40	15.47	15.40	15.47	15.40	15.53	15.22	15.53	15.22
Knoxville, TN	PM _{2.5}	Nonattainment	100	0.00	0.98	14.21	15.40	15.47	15.40	15.47	15.40	15.53	15.22	15.53	15.22
La Porte County, IN	SO _x	Maintenance	100	0.00	0.02	0.32	0.35	0.35	0.35	0.35	0.35	0.34	0.35	0.34	0.34
LaGrande, OR	PM ₁₀	Maintenance	100	0.00	0.00	0.06	0.07	0.07	0.07	0.07	0.07	0.07	0.07	0.07	0.07

Table D1-26 Emission Changes <u>a/</u> by Nonattainment Area with Alternative Standards for HD Vehicles Fine Particulate Matter (PM _{2.5}) 2030													
Nonattainment Area	Pollutant	Status <u>c/</u>	General Conformity Threshold <u>d/</u>	Emissions Changes for Proposed Alternatives (tons/year)									
				Alt. 1	Alt. 2	Alt. 3	Alt. 4	Alt. 6A	Alt. 5	Alt. 6 <u>b/</u>	Alt. 7	Alt. 6B	Alt. 8
				No Action	Engine Only	Class 8 Tractors	Engines & Classes 7-8 Tractors	15% below Preferred Alternative Stringency	Engines, Classes 7-8 Tractors, & Classes 2b-3	Engines, Tractors, & Classes 2b-8	Engines, Tractors, & Truck, & Trailers	20% above Preferred Alternative Stringency	Accelerated Hybrid Adoption
Lake County, IN	SO _x	Maintenance	100	0.00	0.04	1.46	1.56	1.56	1.55	1.55	1.51	1.53	1.46
Lake County, OH	SO _x	Maintenance	100	0.00	0.01	0.20	0.22	0.22	0.22	0.22	0.22	0.22	0.22
Lake County, OR	PM ₁₀	Maintenance	100	0.00	0.00	0.03	0.03	0.03	0.03	0.03	0.03	0.03	0.03
Lake Tahoe North Shore, CA	CO	Maintenance	100	0.00	0.01	0.08	0.08	0.08	0.08	0.08	0.08	0.08	0.08
Lake Tahoe South Shore, CA	CO	Maintenance	100	0.00	0.01	0.19	0.20	0.21	0.20	0.21	0.20	0.21	0.20
Lake Tahoe, NV	CO	Maintenance	100	0.00	0.00	0.05	0.05	0.05	0.05	0.05	0.05	0.05	0.05
Lamar, CO	PM ₁₀	Maintenance	100	0.00	0.00	0.04	0.05	0.05	0.05	0.05	0.05	0.05	0.05
Lame Deer, MT	PM ₁₀	Moderate	100	0.00	0.00	0.01	0.01	0.01	0.01	0.01	0.01	0.01	0.01
Lancaster, PA	Ozone	Maintenance	100	0.00	0.31	4.58	4.96	4.98	4.96	5.00	4.90	5.00	4.90
Lancaster, PA	PM _{2.5}	Nonattainment	100	0.00	0.31	4.58	4.96	4.98	4.96	5.00	4.90	5.00	4.90
Lane County, OR	PM ₁₀	Moderate	100	0.00	0.00	0.01	0.01	0.01	0.01	0.01	0.01	0.01	0.01
Lansing-East Lansing, MI	Ozone	Maintenance	100	0.00	0.24	3.44	3.72	3.74	3.72	3.75	3.68	3.75	3.68
LaPorte, IN	Ozone	Maintenance	100	0.00	0.06	0.89	0.97	0.97	0.97	0.97	0.95	0.97	0.95
Las Vegas, NV	CO	Serious	100	0.00	0.14	2.04	2.21	2.22	2.21	2.23	2.18	2.23	2.18
Las Vegas, NV	Ozone	Former Subpart 1	50	0.00	0.14	2.04	2.21	2.22	2.21	2.23	2.18	2.23	2.18
Lauderdale County, AL	SO _x	Maintenance	100	0.00	0.03	0.43	0.47	0.47	0.47	0.47	0.46	0.47	0.46
Laurel Area (Yellowstone County), MT	SO _x	Nonattainment	100	0.00	0.00	0.01	0.01	0.01	0.01	0.01	0.01	0.01	0.01
Libby, MT	PM ₁₀	Moderate	100	0.00	0.00	0.05	0.06	0.06	0.06	0.06	0.06	0.06	0.06
Libby, MT	PM _{2.5}	Nonattainment	100	0.00	0.00	0.05	0.06	0.06	0.06	0.06	0.06	0.06	0.06
Liberty-Clairton, PA	PM _{2.5}	Nonattainment	100	0.00	0.00	0.04	0.04	0.04	0.04	0.04	0.04	0.04	0.04
Lima, OH	Ozone	Maintenance	100	0.00	-10.26	-11.74	-17.23	-17.73	-18.57	-19.97	-21.23	-23.42	-29.37
Longmont, CO	CO	Maintenance	100	0.00	0.02	0.36	0.39	0.39	0.39	0.39	0.38	0.39	0.38
Lorain County, OH	SO _x	Maintenance	100	0.00	0.02	0.24	0.26	0.26	0.26	0.27	0.26	0.27	0.26
Los Angeles South Coast Air Basin, CA	CO	Maintenance	100	0.00	-15.74	159.45	159.98	159.55	156.21	153.90	146.17	144.15	123.11
Los Angeles South Coast Air Basin, CA	NO _x	Maintenance	100	0.00	-15.74	159.45	159.98	159.55	156.21	153.90	146.17	144.15	123.11
Los Angeles South Coast Air Basin, CA	Ozone	Extreme	10	0.00	-15.74	159.45	159.98	159.55	156.21	153.90	146.17	144.15	123.11
Los Angeles South Coast Air Basin, CA	PM ₁₀	Serious	70	0.00	-15.74	159.45	159.98	159.55	156.21	153.90	146.17	144.15	123.11
Los Angeles South Coast Air Basin, CA	PM _{2.5}	Nonattainment	100	0.00	-15.74	159.45	159.98	159.55	156.21	153.90	146.17	144.15	123.11
Los Angeles-San Bernardino Counties (western Mohave), CA	Ozone	Moderate	50	0.00	0.13	1.89	2.04	2.05	2.04	2.06	2.02	2.06	2.02
Louisville, KY-IN	Ozone	Maintenance	100	0.00	1.03	14.96	16.21	16.29	16.21	16.34	16.02	16.34	16.02
Louisville, KY-IN	PM _{2.5}	Nonattainment	100	0.00	1.03	14.96	16.21	16.29	16.21	16.34	16.02	16.34	16.02
Lowell, MA	CO	Maintenance	100	0.00	0.03	0.44	0.48	0.48	0.48	0.48	0.47	0.48	0.47
Lucas County, OH	SO _x	Maintenance	100	0.00	-0.07	1.27	1.30	1.30	1.28	1.27	1.21	1.21	1.07
Lyons Township, IL	PM ₁₀	Maintenance	100	0.00	-0.04	0.30	0.30	0.30	0.29	0.28	0.27	0.26	0.22
Macon, GA	Ozone	Maintenance	100	0.00	0.10	1.40	1.52	1.53	1.52	1.53	1.50	1.53	1.50
Macon, GA	PM _{2.5}	Nonattainment	100	0.00	0.10	1.40	1.52	1.53	1.52	1.53	1.50	1.53	1.50
Madison and Page Counties (Shenandoah NP), VA	Ozone	Maintenance	100	0.00	0.00	0.01	0.01	0.01	0.01	0.01	0.01	0.01	0.01
Madison, WI	SO _x	Maintenance	100	0.00	0.10	1.50	1.62	1.63	1.62	1.63	1.60	1.63	1.60
Mammoth Lake, CA	PM ₁₀	Moderate	100	0.00	0.00	0.05	0.06	0.06	0.06	0.06	0.06	0.06	0.06
Manchester, NH	CO	Maintenance	100	0.00	0.02	0.33	0.36	0.36	0.36	0.36	0.35	0.36	0.35
Manitowoc County, WI	Ozone	Former Subpart 1	50	0.00	0.06	0.87	0.94	0.95	0.94	0.95	0.93	0.95	0.93
Marion County, IN	SO _x	Maintenance	100	0.00	0.10	1.48	1.60	1.61	1.60	1.61	1.58	1.61	1.58
Mariposa and Tuolumne Counties (Southern Mountain), CA	Ozone	Former Subpart 1	50	0.00	0.02	0.33	0.36	0.36	0.36	0.36	0.35	0.36	0.35

Table D1-26 Emission Changes <u>a/</u> by Nonattainment Area with Alternative Standards for HD Vehicles Fine Particulate Matter (PM _{2.5}) 2030													
Nonattainment Area	Pollutant	Status <u>c/</u>	General Conformity Threshold <u>d/</u>	Emissions Changes for Proposed Alternatives (tons/year)									
				Alt. 1	Alt. 2	Alt. 3	Alt. 4	Alt. 6A	Alt. 5	Alt. 6 <u>b/</u>	Alt. 7	Alt. 6B	Alt. 8
				No Action	Engine Only	Class 8 Tractors	Engines & Classes 7-8 Tractors	15% below Preferred Alternative Stringency	Engines, Classes 7-8 Tractors, & Classes 2b-3	Engines, Tractors, & Classes 2b-8	Engines, Tractors, & Truck, & Trailers	20% above Preferred Alternative Stringency	Accelerated Hybrid Adoption
Martinsburg, WV-Hagerstown, MD	PM _{2.5}	Nonattainment	100	0.00	0.11	1.65	1.79	1.80	1.79	1.80	1.77	1.80	1.77
Mason County, MI	Ozone	Maintenance	100	0.00	0.01	0.19	0.21	0.21	0.21	0.21	0.20	0.21	0.20
Medford, OR	CO	Maintenance	100	0.00	0.02	0.36	0.39	0.39	0.39	0.39	0.39	0.39	0.39
Medford-Ashland, OR	PM ₁₀	Maintenance	100	0.00	0.06	0.86	0.93	0.94	0.93	0.94	0.92	0.94	0.92
Memphis, TN-AR	Ozone	Maintenance	100	0.00	-2.76	1.61	0.37	0.24	-0.04	-0.42	-0.91	-1.47	-3.39
Memphis, TN	CO	Maintenance	100	0.00	-2.79	1.15	-0.13	-0.26	-0.54	-0.92	-1.41	-1.97	-3.88
Miami (Gila County), AZ	SO _x	Maintenance	100	0.00	0.01	0.11	0.12	0.12	0.12	0.13	0.12	0.13	0.12
Millinocket AQCR 109, ME	SO _x	Maintenance	100	0.00	0.00	0.03	0.03	0.03	0.03	0.03	0.03	0.03	0.03
Milwaukee, WI	SO _x	Maintenance	100	0.00	0.16	2.32	2.51	2.52	2.51	2.53	2.48	2.53	2.48
Milwaukee-Racine, WI	Ozone	Moderate	50	0.00	0.65	9.41	10.20	10.25	10.20	10.28	10.08	10.28	10.08
Minneapolis-St Paul, MN	CO	Maintenance	100	0.00	2.16	31.27	33.88	34.04	33.88	34.15	33.48	34.15	33.48
Minneapolis-St Paul, MN	SO _x	Maintenance	100	0.00	2.16	31.27	33.88	34.04	33.88	34.15	33.48	34.15	33.48
Missoula, MT	CO	Maintenance	100	0.00	0.04	0.63	0.69	0.69	0.69	0.69	0.68	0.69	0.68
Missoula, MT	PM ₁₀	Moderate	100	0.00	0.04	0.63	0.69	0.69	0.69	0.69	0.68	0.69	0.68
Modesto, CA	CO	Maintenance	100	0.00	0.09	1.31	1.42	1.43	1.42	1.43	1.40	1.43	1.40
Mohave County, AZ	PM ₁₀	Maintenance	100	0.00	0.04	0.59	0.64	0.65	0.64	0.65	0.64	0.65	0.64
Mono Basin, CA	PM ₁₀	Moderate	100	0.00	0.00	0.01	0.01	0.01	0.01	0.01	0.01	0.01	0.01
Morenci (Greenlee County), AZ	SO _x	Maintenance	100	0.00	0.00	0.01	0.01	0.01	0.01	0.01	0.01	0.01	0.01
Morristown, NJ	CO	Maintenance	100	0.00	0.00	0.07	0.07	0.07	0.07	0.08	0.07	0.08	0.07
Muhlenberg County, KY	SO _x	Maintenance	100	0.00	0.01	0.16	0.17	0.17	0.17	0.17	0.17	0.17	0.17
Muncie, IN	Ozone	Maintenance	100	0.00	0.05	0.73	0.79	0.79	0.79	0.79	0.78	0.79	0.78
Murray County (Chattahoochee NF), GA	Ozone	Maintenance	100	0.00	0.00	0.03	0.03	0.03	0.03	0.03	0.03	0.03	0.03
Muscatine County, IA	SO _x	Maintenance	100	0.00	0.01	0.12	0.12	0.13	0.12	0.13	0.12	0.13	0.12
Muskegon, MI	Ozone	Maintenance	100	0.00	0.06	0.94	1.01	1.02	1.01	1.02	1.00	1.02	1.00
Nashua, NH	CO	Maintenance	100	0.00	0.02	0.26	0.28	0.29	0.28	0.29	0.28	0.29	0.28
Nashville, TN	Ozone	Former Subpart 1	50	0.00	0.82	11.83	12.82	12.88	12.82	12.92	12.67	12.92	12.67
Nevada County (western part), CA	Ozone	Former Subpart 1	50	0.00	0.03	0.37	0.40	0.40	0.40	0.41	0.40	0.41	0.40
New Haven County, CT	PM ₁₀	Maintenance	100	0.00	0.03	0.40	0.43	0.43	0.43	0.43	0.42	0.43	0.42
New Haven-Meriden-Waterbury, CT	CO	Maintenance	100	0.00	0.15	2.10	2.28	2.29	2.28	2.30	2.25	2.30	2.25
New Manchester-Grant Magisterial District (Hancock County), WV	SO _x	Maintenance	100	0.00	0.00	0.02	0.02	0.02	0.02	0.02	0.02	0.02	0.02
New York County, NY	PM ₁₀	Moderate	100	0.00	0.05	0.82	0.88	0.89	0.88	0.89	0.87	0.88	0.86
New York-N. New Jersey-Long Island, NY-NJ-CT	CO	Maintenance	100	0.00	0.21	46.74	49.20	49.30	48.78	48.77	47.27	47.67	44.67
New York-N. New Jersey-Long Island, NY-NJ-CT	PM _{2.5}	Nonattainment	100	0.00	-1.02	45.26	47.05	47.09	46.47	46.30	44.65	44.78	41.08
New York-northern New Jersey-Long Island, NY-NJ-CT	Ozone	Moderate	50	0.00	-2.18	28.44	28.83	28.79	28.25	27.92	26.65	26.41	23.07
Nogales, AZ	PM ₁₀	Moderate	100	0.00	0.02	0.22	0.24	0.24	0.24	0.24	0.24	0.24	0.24
Norfolk-Virginia Beach-Newport News, VA	Ozone	Maintenance	100	0.00	-11.27	-10.75	-16.68	-17.22	-18.16	-19.71	-21.16	-23.55	-30.24
Ogden, UT	CO	Maintenance	100	0.00	0.03	0.36	0.39	0.40	0.39	0.40	0.39	0.40	0.39
Ogden, UT	PM ₁₀	Moderate	100	0.00	0.03	0.36	0.39	0.40	0.39	0.40	0.39	0.40	0.39
Oglesby, IL	PM ₁₀	Maintenance	100	0.00	0.00	0.01	0.02	0.02	0.02	0.02	0.02	0.02	0.02
Olmsted County, MN	PM ₁₀	Maintenance	100	0.00	0.01	0.11	0.12	0.12	0.12	0.12	0.12	0.12	0.12
Olympia, Tumwater, Lacey, WA	PM ₁₀	Maintenance	100	0.00	0.04	0.54	0.58	0.58	0.58	0.59	0.57	0.59	0.57
Owens Valley, CA	PM ₁₀	Serious	70	0.00	0.00	0.02	0.02	0.02	0.02	0.02	0.02	0.02	0.02
Pagosa Springs, CO	PM ₁₀	Maintenance	100	0.00	0.00	0.00	0.00	0.00	0.00	0.00	0.00	0.00	0.00

Table D1-26 Emission Changes <u>a/</u> by Nonattainment Area with Alternative Standards for HD Vehicles Fine Particulate Matter (PM _{2.5}) 2030													
Nonattainment Area	Pollutant	Status <u>c/</u>	General Conformity Threshold <u>d/</u>	Emissions Changes for Proposed Alternatives (tons/year)									
				Alt. 1	Alt. 2	Alt. 3	Alt. 4	Alt. 6A	Alt. 5	Alt. 6 <u>b/</u>	Alt. 7	Alt. 6B	Alt. 8
				No Action	Engine Only	Class 8 Tractors	Engines & Classes 7-8 Tractors	15% below Preferred Alternative Stringency	Engines, Classes 7-8 Tractors, & Classes 2b-3	Engines, Tractors, & Classes 2b-8	Engines, Tractors, & Truck, & Trailers	20% above Preferred Alternative Stringency	Accelerated Hybrid Adoption
Parkersburg-Marietta, WV-OH	Ozone	Maintenance	100	0.00	0.14	2.02	2.19	2.20	2.19	2.21	2.16	2.21	2.16
Parkersburg-Marietta, WV-OH	PM _{2.5}	Nonattainment	100	0.00	0.14	2.02	2.19	2.20	2.19	2.21	2.16	2.21	2.16
Payson, AZ	PM ₁₀	Maintenance	100	0.00	0.01	0.08	0.08	0.08	0.08	0.08	0.08	0.08	0.08
Penns Grove, NJ	CO	Maintenance	100	0.00	0.00	0.00	0.00	0.00	0.00	0.00	0.00	0.00	0.00
Peoria, IL	SO _x	Maintenance	100	0.00	0.03	0.61	0.65	0.65	0.65	0.65	0.64	0.65	0.63
Perth Amboy, NJ	CO	Maintenance	100	0.00	-1.22	-1.25	-1.89	-1.95	-2.05	-2.22	-2.37	-2.63	-3.35
Philadelphia-Camden County, PA-NJ	CO	Maintenance	100	0.00	0.11	1.71	1.85	1.86	1.85	1.87	1.83	1.86	1.82
Philadelphia-Wilmington, PA-NY-DE	PM _{2.5}	Nonattainment	100	0.00	-16.62	-4.28	-12.43	-13.21	-14.74	-17.03	-19.55	-22.98	-33.62
Philadelphia-Wilmington-Atlantic City, PA-NY-MD-DE	Ozone	Moderate	50	0.00	-16.21	1.81	-5.84	-6.59	-8.14	-10.39	-13.04	-16.34	-27.12
Phoenix, AZ	CO	Maintenance	100	0.00	2.71	39.23	42.50	42.70	42.50	42.84	41.99	42.84	41.99
Phoenix, AZ	PM ₁₀	Serious	70	0.00	2.71	39.23	42.50	42.70	42.50	42.84	41.99	42.84	41.99
Phoenix-Mesa, AZ	Ozone	Former Subpart 1	50	0.00	1.38	20.00	21.67	21.77	21.67	21.85	21.41	21.85	21.41
Pierce County, WA	PM ₁₀	Maintenance	100	0.00	0.00	0.05	0.06	0.06	0.06	0.06	0.05	0.06	0.05
Pinehurst, ID	PM ₁₀	Moderate	100	0.00	0.00	0.01	0.01	0.01	0.01	0.01	0.01	0.01	0.01
Pittsburgh, PA	CO	Maintenance	100	0.00	0.00	0.08	0.08	0.08	0.08	0.08	0.08	0.08	0.08
Pittsburgh-Beaver Valley, PA	Ozone	Former Subpart 1	50	0.00	1.11	16.08	17.43	17.51	17.43	17.57	17.22	17.57	17.22
Pittsburgh-Beaver Valley, PA	PM _{2.5}	Nonattainment	100	0.00	1.11	16.08	17.43	17.51	17.43	17.57	17.22	17.57	17.22
Polk County, TN	SO _x	Maintenance	100	0.00	0.01	0.11	0.12	0.12	0.12	0.12	0.12	0.12	0.12
Polson, MT	PM ₁₀	Moderate	100	0.00	0.00	0.02	0.02	0.02	0.02	0.02	0.02	0.02	0.02
Portland, ME	Ozone	Maintenance	100	0.00	0.24	3.52	3.81	3.83	3.81	3.84	3.76	3.84	3.76
Portland, OR	CO	Maintenance	100	0.00	0.24	4.38	4.71	4.73	4.70	4.73	4.63	4.71	4.58
Portneuf Valley, ID	PM ₁₀	Maintenance	100	0.00	0.01	0.21	0.22	0.22	0.22	0.22	0.22	0.22	0.22
Poughkeepsie, NY	Ozone	Moderate	50	0.00	0.23	3.33	3.61	3.63	3.61	3.64	3.57	3.64	3.57
Presque Isle, ME	PM ₁₀	Maintenance	100	0.00	0.00	0.05	0.05	0.05	0.05	0.06	0.05	0.06	0.05
Providence (entire State), RI	Ozone	Moderate	50	0.00	0.11	1.54	1.67	1.68	1.67	1.68	1.65	1.68	1.65
Provo, UT	CO	Maintenance	100	0.00	0.03	0.46	0.50	0.50	0.50	0.51	0.50	0.51	0.50
Raleigh-Durham, NC	CO	Maintenance	100	0.00	0.46	6.59	7.14	7.17	7.14	7.19	7.05	7.19	7.05
Raleigh-Durham-Chapel Hill, NC	Ozone	Maintenance	100	0.00	0.70	10.08	10.92	10.97	10.92	11.01	10.79	11.01	10.79
Ramsey County, MN	PM ₁₀	Maintenance	100	0.00	0.00	0.01	0.01	0.01	0.01	0.01	0.01	0.01	0.01
Reading, PA	Ozone	Maintenance	100	0.00	0.26	3.78	4.10	4.12	4.10	4.13	4.05	4.13	4.04
Reading, PA	PM _{2.5}	Nonattainment	100	0.00	0.26	3.78	4.10	4.12	4.10	4.13	4.05	4.13	4.04
Reno, NV	CO	Maintenance	100	0.00	0.05	0.71	0.77	0.77	0.77	0.77	0.76	0.77	0.76
Rhineland (Oneida County), WI	SO _x	Maintenance	100	0.00	0.00	0.01	0.01	0.01	0.01	0.01	0.01	0.01	0.01
Richmond-Petersburg, VA	Ozone	Maintenance	100	0.00	0.21	3.17	3.43	3.45	3.43	3.46	3.39	3.46	3.38
Rillito, AZ	PM ₁₀	Moderate	100	0.00	0.01	0.17	0.19	0.19	0.19	0.19	0.18	0.19	0.18
Riverside County (Coachella Valley), CA	Ozone	Severe	25	0.00	0.12	1.81	1.96	1.97	1.96	1.97	1.93	1.97	1.93
Roanoke, VA	Ozone	Former Subpart 1	50	0.00	0.10	1.44	1.56	1.57	1.56	1.58	1.54	1.58	1.54
Rochester (Olmsted County), MN	SO _x	Maintenance	100	0.00	0.03	0.44	0.48	0.48	0.48	0.48	0.47	0.48	0.47
Rochester, NY	Ozone	Former Subpart 1	50	0.00	0.25	3.57	3.86	3.88	3.86	3.90	3.82	3.90	3.82
Rocky Mount, NC	Ozone	Maintenance	100	0.00	0.07	1.07	1.16	1.16	1.16	1.17	1.14	1.17	1.14
Rome, GA	PM _{2.5}	Nonattainment	100	0.00	0.03	0.46	0.50	0.50	0.50	0.51	0.50	0.51	0.50
Ronan, MT	PM ₁₀	Moderate	100	0.00	0.00	0.01	0.01	0.01	0.01	0.01	0.01	0.01	0.01
Rothschild, Rib Mountain, Weston (Marathon County), WI	SO _x	Maintenance	100	0.00	0.00	0.02	0.02	0.02	0.02	0.02	0.02	0.02	0.02

Table D1-26 Emission Changes <u>a/</u> by Nonattainment Area with Alternative Standards for HD Vehicles Fine Particulate Matter (PM _{2.5}) 2030													
Nonattainment Area	Pollutant	Status <u>c/</u>	General Conformity Threshold <u>d/</u>	Emissions Changes for Proposed Alternatives (tons/year)									
				Alt. 1	Alt. 2	Alt. 3	Alt. 4	Alt. 6A	Alt. 5	Alt. 6 <u>b/</u>	Alt. 7	Alt. 6B	Alt. 8
				No Action	Engine Only	Class 8 Tractors	Engines & Classes 7-8 Tractors	15% below Preferred Alternative Stringency	Engines, Classes 7-8 Tractors, & Classes 2b-3	Engines, Tractors, & Classes 2b-8	Engines, Tractors, & Trucks, & Trailers	20% above Preferred Alternative Stringency	Accelerated Hybrid Adoption
Sacramento County, CA	PM ₁₀	Moderate	100	0.00	0.37	5.39	5.84	5.87	5.84	5.89	5.77	5.89	5.77
Sacramento Metro, CA	Ozone	Severe	25	0.00	0.66	9.51	10.31	10.36	10.31	10.39	10.18	10.39	10.18
Sacramento, CA	CO	Maintenance	100	0.00	0.40	5.76	6.25	6.28	6.25	6.30	6.17	6.30	6.17
Salem, OR	CO	Maintenance	100	0.00	0.04	0.54	0.59	0.59	0.59	0.59	0.58	0.59	0.58
Salt Lake City, UT	CO	Maintenance	100	0.00	-2.83	-2.86	-4.36	-4.49	-4.73	-5.12	-5.48	-6.08	-7.75
Salt Lake County, UT	PM ₁₀	Moderate	100	0.00	-2.47	2.41	1.35	1.24	0.98	0.64	0.16	-0.32	-2.10
Salt Lake County, UT	SO _x	Nonattainment	100	0.00	0.41	5.88	6.37	6.40	6.37	6.42	6.29	6.42	6.29
San Antonio, TX	Ozone	Former Subpart 1	50	0.00	0.54	7.88	8.54	8.58	8.54	8.61	8.44	8.61	8.44
San Bernardino County, CA	PM ₁₀	Moderate	100	0.00	0.09	1.26	1.36	1.37	1.36	1.37	1.34	1.37	1.34
San Diego, CA	CO	Maintenance	100	0.00	1.40	20.22	21.91	22.01	21.91	22.09	21.65	22.09	21.65
San Diego, CA	Ozone	Former Subpart 1	50	0.00	1.40	20.22	21.91	22.01	21.91	22.09	21.65	22.09	21.65
San Francisco Bay Area, CA	Ozone	Marginal	50	0.00	-22.63	-12.69	-24.12	-25.20	-27.20	-30.31	-33.52	-38.24	-52.26
San Francisco-Oakland-San Jose, CA	CO	Maintenance	100	0.00	-22.40	-9.40	-20.56	-21.62	-23.64	-26.73	-30.00	-34.65	-48.75
San Joaquin Valley, CA	Ozone	Extreme	10	0.00	3.68	56.07	60.65	60.93	60.63	61.09	59.85	61.02	59.68
San Joaquin Valley, CA	PM ₁₀	Maintenance	100	0.00	3.68	56.07	60.65	60.93	60.63	61.09	59.85	61.02	59.68
San Joaquin Valley, CA	PM _{2.5}	Nonattainment	100	0.00	3.68	56.07	60.65	60.93	60.63	61.09	59.85	61.02	59.68
San Manuel (Pinal County), AZ	SO _x	Maintenance	100	0.00	0.01	0.17	0.18	0.18	0.18	0.18	0.18	0.18	0.18
Sanders County (part);Thompson Falls and vicinity, MT	PM ₁₀	Moderate	100	0.00	0.00	0.00	0.00	0.00	0.00	0.00	0.00	0.00	0.00
Scranton-Wilkes Barre, PA	Ozone	Maintenance	100	0.00	0.28	4.06	4.40	4.42	4.40	4.43	4.34	4.43	4.34
Seattle-Tacoma, WA	CO	Maintenance	100	0.00	1.02	14.73	15.96	16.03	15.96	16.09	15.77	16.09	15.77
Sheboygan, WI	Ozone	Moderate	50	0.00	0.06	0.87	0.94	0.94	0.94	0.95	0.93	0.95	0.93
Sheridan, WY	PM ₁₀	Moderate	100	0.00	0.01	0.11	0.12	0.12	0.12	0.13	0.12	0.13	0.12
Shoshone County, ID	PM ₁₀	Moderate	100	0.00	0.00	0.00	0.00	0.00	0.00	0.00	0.00	0.00	0.00
Somerville, NJ	CO	Maintenance	100	0.00	0.00	0.04	0.04	0.04	0.04	0.04	0.04	0.04	0.04
South Bend-Elkhart, IN	Ozone	Maintenance	100	0.00	0.17	2.41	2.61	2.62	2.61	2.63	2.58	2.63	2.58
Southeast Chicago, IL	PM ₁₀	Maintenance	100	0.00	0.01	0.96	1.01	1.02	1.01	1.01	0.97	0.98	0.92
Spokane County, WA	PM ₁₀	Maintenance	100	0.00	0.10	1.46	1.58	1.59	1.58	1.60	1.56	1.60	1.56
Spokane, WA	CO	Maintenance	100	0.00	0.10	1.45	1.57	1.57	1.57	1.58	1.55	1.58	1.55
Springfield (western MA), MA	Ozone	Moderate	50	0.00	0.31	4.48	4.86	4.88	4.86	4.90	4.80	4.90	4.80
Springfield, MA	CO	Maintenance	100	0.00	0.04	0.65	0.70	0.71	0.70	0.71	0.70	0.71	0.70
St Louis, MO	CO	Maintenance	100	0.00	0.36	5.49	5.93	5.96	5.93	5.97	5.85	5.97	5.83
St Louis, MO-IL	Ozone	Moderate	50	0.00	-44.86	-37.43	-60.72	-62.88	-66.70	-72.86	-78.82	-88.26	-115.24
St. Louis, MO-IL	PM _{2.5}	Nonattainment	100	0.00	-44.87	-37.55	-60.85	-63.01	-66.83	-73.00	-78.95	-88.39	-115.37
State College, PA	Ozone	Maintenance	100	0.00	0.09	1.35	1.46	1.47	1.46	1.47	1.45	1.47	1.45
Steamboat Springs, CO	PM ₁₀	Maintenance	100	0.00	0.01	0.09	0.10	0.10	0.10	0.10	0.10	0.10	0.10
Steubenville & Mingo Junction, OH	SO _x	Maintenance	100	0.00	0.02	0.23	0.25	0.25	0.25	0.25	0.24	0.25	0.24
Steubenville-Weirton, OH-WV	Ozone	Maintenance	100	0.00	-0.02	0.79	0.82	0.82	0.81	0.81	0.78	0.78	0.71
Steubenville-Weirton, OH-WV	PM _{2.5}	Nonattainment	100	0.00	-0.02	0.79	0.82	0.82	0.81	0.81	0.78	0.78	0.71
Stockton, CA	CO	Maintenance	100	0.00	0.12	1.78	1.93	1.94	1.93	1.95	1.91	1.95	1.91
Sutter County (Sutter Buttes), CA	Ozone	Former Subpart 1	50	0.00	0.00	0.00	0.00	0.00	0.00	0.00	0.00	0.00	0.00
Syracuse, NY	CO	Maintenance	100	0.00	0.10	1.48	1.60	1.61	1.60	1.61	1.58	1.61	1.58
Telluride, CO	PM ₁₀	Maintenance	100	0.00	0.00	0.01	0.01	0.01	0.01	0.01	0.01	0.01	0.01
Terre Haute, IN	Ozone	Maintenance	100	0.00	0.05	0.68	0.74	0.74	0.74	0.75	0.73	0.75	0.73

Table D1-26 Emission Changes ^{a/} by Nonattainment Area with Alternative Standards for HD Vehicles Fine Particulate Matter (PM _{2.5}) 2030														
Nonattainment Area	Pollutant	Status ^{c/}	General Conformity Threshold ^{d/}	Emissions Changes for Proposed Alternatives (tons/year)										
				Alt. 1	Alt. 2	Alt. 3	Alt. 4	Alt. 6A	Alt. 5	Alt. 6 ^{b/}	Alt. 7	Alt. 6B	Alt. 8	
				No Action	Engine Only	Class 8 Tractors	Engines & Classes 7-8 Tractors	15% below Preferred Alternative Stringency	Engines, Classes 7-8 Tractors, & Classes 2b-3	Engines, Tractors, & Classes 2b-8	Engines, Tractors, & Trailers	20% above Preferred Alternative Stringency	Accelerated Hybrid Adoption	
Tioga County, PA	Ozone	Maintenance	100	0.00	0.02	0.32	0.34	0.35	0.34	0.35	0.35	0.34	0.35	0.34
Toledo, OH	Ozone	Maintenance	100	0.00	-10.69	-9.97	-15.57	-16.08	-16.98	-18.45	-19.83	-22.09	-28.45	-28.45
Toms River, NJ	CO	Maintenance	100	0.00	0.01	0.15	0.16	0.16	0.16	0.16	0.16	0.16	0.16	0.16
Tooele County, UT	SO _x	Nonattainment	100	0.00	0.03	0.50	0.54	0.54	0.54	0.54	0.53	0.54	0.53	0.53
Trenton, NJ	CO	Maintenance	100	0.00	0.03	0.41	0.44	0.44	0.44	0.44	0.44	0.44	0.44	0.44
Trona, CA	PM ₁₀	Moderate	100	0.00	0.00	0.01	0.01	0.01	0.01	0.01	0.01	0.01	0.01	0.01
Tucson, AZ	CO	Maintenance	100	0.00	0.24	3.44	3.72	3.74	3.72	3.75	3.68	3.75	3.68	3.68
Utah County, UT	PM ₁₀	Moderate	100	0.00	0.09	1.36	1.48	1.48	1.48	1.49	1.46	1.49	1.46	1.46
Vancouver, WA	CO	Maintenance	100	0.00	0.11	1.57	1.70	1.71	1.70	1.71	1.68	1.71	1.68	1.68
Ventura County, CA	Ozone	Serious	50	0.00	0.13	2.08	2.25	2.26	2.25	2.26	2.22	2.26	2.21	2.21
Vermillion County, IN	PM ₁₀	Maintenance	100	0.00	0.00	0.06	0.06	0.06	0.06	0.06	0.06	0.06	0.06	0.06
Vigo County, IN	SO _x	Maintenance	100	0.00	0.05	0.68	0.74	0.74	0.74	0.75	0.73	0.75	0.73	0.73
Wallula, WA	PM ₁₀	Maintenance	100	0.00	0.00	0.00	0.00	0.00	0.00	0.00	0.00	0.00	0.00	0.00
Waltham, MA	CO	Maintenance	100	0.00	0.01	0.21	0.23	0.23	0.23	0.23	0.23	0.23	0.23	0.23
Warren County, NJ	SO _x	Maintenance	100	0.00	0.01	0.21	0.23	0.23	0.23	0.23	0.23	0.23	0.23	0.23
Warren County, PA	SO _x	Nonattainment	100	0.00	0.00	0.06	0.06	0.06	0.06	0.06	0.06	0.06	0.06	0.05
Washington County (Hagerstown), MD	Ozone	Former Subpart 1	50	0.00	0.05	0.74	0.80	0.81	0.80	0.81	0.79	0.81	0.79	0.79
Washington, DC-MD-VA	CO	Maintenance	100	0.00	2.04	29.46	31.92	32.07	31.92	32.18	31.54	32.18	31.54	31.54
Washington, DC-MD-VA	Ozone	Moderate	50	0.00	2.04	29.46	31.92	32.07	31.92	32.18	31.54	32.18	31.54	31.54
Washington, DC-MD-VA	PM _{2.5}	Nonattainment	100	0.00	2.04	29.46	31.92	32.07	31.92	32.18	31.54	32.18	31.54	31.54
Washoe County, NV	PM ₁₀	Serious	70	0.00	0.05	0.71	0.77	0.77	0.77	0.77	0.76	0.77	0.76	0.76
Waterford Township (Washington County), OH	SO _x	Maintenance	100	0.00	0.00	0.03	0.04	0.04	0.04	0.04	0.04	0.04	0.04	0.04
Wayne County, IN	SO _x	Maintenance	100	0.00	0.03	0.46	0.49	0.50	0.49	0.50	0.49	0.50	0.49	0.49
Wayne County, MI	PM ₁₀	Maintenance	100	0.00	-5.66	-6.33	-9.35	-9.62	-10.08	-10.86	-11.56	-12.76	-16.06	-16.06
Weirton, WV	PM ₁₀	Maintenance	100	0.00	0.01	0.08	0.08	0.08	0.08	0.08	0.08	0.08	0.08	0.08
Weirton, WV	SO _x	Maintenance	100	0.00	0.01	0.08	0.08	0.08	0.08	0.08	0.08	0.08	0.08	0.08
Wheeling, WV-OH	Ozone	Maintenance	100	0.00	0.15	2.16	2.34	2.35	2.34	2.36	2.31	2.36	2.31	2.31
Wheeling, WV-OH	PM _{2.5}	Nonattainment	100	0.00	0.15	2.16	2.34	2.35	2.34	2.36	2.31	2.36	2.31	2.31
Winston-Salem, NC	CO	Maintenance	100	0.00	0.14	2.02	2.19	2.20	2.19	2.21	2.17	2.21	2.17	2.17
Worcester, MA	CO	Maintenance	100	0.00	0.07	1.01	1.09	1.10	1.09	1.10	1.08	1.10	1.08	1.08
Yakima County, WA	PM ₁₀	Maintenance	100	0.00	0.03	0.45	0.49	0.49	0.49	0.50	0.49	0.50	0.49	0.49
Yakima, WA	CO	Maintenance	100	0.00	0.01	0.19	0.21	0.21	0.21	0.21	0.21	0.21	0.21	0.21
York, PA	Ozone	Maintenance	100	0.00	0.25	3.68	3.99	4.01	3.99	4.02	3.94	4.02	3.94	3.94
York, PA	PM _{2.5}	Nonattainment	100	0.00	0.25	3.68	3.99	4.01	3.99	4.02	3.94	4.02	3.94	3.94
Youngstown-Warren-Sharon, OH-PA	Ozone	Maintenance	100	0.00	0.29	4.17	4.52	4.54	4.52	4.56	4.47	4.56	4.47	4.47
Yuma, AZ	PM ₁₀	Moderate	100	0.00	0.07	0.96	1.04	1.04	1.04	1.04	1.02	1.04	1.02	1.02

^{a/} Negative emissions changes indicate reductions; positive emissions changes are increases. Values of less than 0.005 tons/year are rounded to zero.

^{b/} Preferred Alternative

^{c/} Pollutants for which the area is designated nonattainment or maintenance as of 2010. Source: 40 CFR 81.

^{d/} Emissions thresholds in tons/year of: CO in CO maintenance and nonattainment areas; VOC or NO_x in ozone maintenance and nonattainment areas; primary PM_{2.5} in PM_{2.5} maintenance and nonattainment areas; primary PM₁₀ in PM₁₀ maintenance and nonattainment areas; and SO₂ in SO₂ maintenance and nonattainment areas. Source: 40 CFR § 93.153. These thresholds are provided for information only; a general conformity determination is not required for the proposed actions. (See section 3.3.1.)

Source: EPA (U.S. Environmental Protection Agency). 2010. The Green Book Nonattainment Areas. Washington, District of Columbia. Last Revised: June 16, 2010. U.S. Environmental Protection Agency. Available: <http://www.epa.gov/oaqps001/greenbk/>. Accessed: August 6, 2010.

Table D1-27 Emission Changes <u>a/</u> by Nonattainment Area with Alternative Standards for HD Vehicles Fine Particulate Matter (PM _{2.5}) 2050														
Nonattainment Area	Pollutant	Status <u>c/</u>	General Conformity Threshold <u>d/</u>	Emissions Changes for Proposed Alternatives (tons/year)										
				Alt. 1	Alt. 2	Alt. 3	Alt. 4	Alt. 6A	Alt. 5	Alt. 6 <u>b/</u>	Alt. 7	Alt. 6B	Alt. 8	
				No Action	Engine Only	Class 8 Tractors	Engines & Classes 7-8 Tractors	15% below Preferred Alternative Stringency	Engines, Classes 7-8 Tractors, & Classes 2b-3	Engines, Tractors, & Classes 2b-8	Engines, Tractors, & Truck, & Trailers	20% above Preferred Alternative Stringency	Accelerated Hybrid Adoption	
Addison Township (Gallia County), OH	SO _x	Maintenance	100	0.00	0.00	0.02	0.02	0.02	0.02	0.02	0.02	0.02	0.02	0.02
Ajo (Pima County), AZ	PM ₁₀	Moderate	100	0.00	0.00	0.04	0.04	0.04	0.04	0.04	0.04	0.04	0.04	0.04
Ajo (Pima County), AZ	SO _x	Maintenance	100	0.00	0.00	0.03	0.03	0.03	0.03	0.03	0.03	0.03	0.03	0.03
Albany-Schenectady-Troy, NY	Ozone	Former Subpart 1	50	0.00	0.36	4.58	5.01	5.03	5.01	5.06	4.96	5.06	5.06	4.96
Albuquerque, NM	CO	Maintenance	100	0.00	0.28	3.61	3.95	3.97	3.95	3.99	3.91	3.99	3.99	3.91
Allegan County, MI	Ozone	Former Subpart 1	50	0.00	0.13	1.71	1.87	1.88	1.87	1.89	1.85	1.89	1.89	1.85
Allentown-Bethlehem-Easton, PA	Ozone	Maintenance	100	0.00	0.32	4.09	4.47	4.49	4.47	4.52	4.43	4.52	4.52	4.43
Altoona, PA	Ozone	Maintenance	100	0.00	0.05	0.62	0.68	0.68	0.68	0.69	0.67	0.69	0.69	0.67
Amador and Calveras Counties (Central Mountain), CA	Ozone	Former Subpart 1	50	0.00	0.06	0.80	0.87	0.88	0.87	0.88	0.86	0.88	0.88	0.86
Anchorage, AK	CO	Maintenance	100	0.00	0.04	0.48	0.52	0.52	0.52	0.53	0.52	0.53	0.53	0.52
Anthony, NM	PM ₁₀	Moderate	100	0.00	0.00	0.05	0.05	0.05	0.05	0.05	0.05	0.05	0.05	0.05
Armstrong County, PA	SO _x	Nonattainment	100	0.00	0.00	0.03	0.03	0.03	0.03	0.03	0.03	0.03	0.03	0.03
Aspen, CO	PM ₁₀	Maintenance	100	0.00	0.00	0.05	0.05	0.05	0.05	0.05	0.05	0.05	0.05	0.05
Atlanta, GA	Ozone	Moderate	50	0.00	7.82	99.36	108.61	109.03	108.51	109.74	107.58	109.74	109.74	107.58
Atlanta, GA	PM _{2.5}	Nonattainment	100	0.00	7.82	99.36	108.61	109.03	108.51	109.74	107.58	109.74	109.74	107.58
Atlantic City, NJ	CO	Maintenance	100	0.00	0.01	0.10	0.11	0.11	0.11	0.11	0.10	0.11	0.11	0.10
Bakersfield, CA	CO	Maintenance	100	0.00	-0.13	2.18	2.22	2.32	2.18	2.15	2.06	2.13	2.13	1.73
Baltimore, MD	CO	Maintenance	100	0.00	1.53	19.45	21.26	21.34	21.24	21.48	21.06	21.48	21.48	21.06
Baltimore, MD	Ozone	Moderate	50	0.00	1.53	19.45	21.26	21.34	21.24	21.48	21.06	21.48	21.48	21.06
Baltimore, MD	PM _{2.5}	Nonattainment	100	0.00	1.53	19.45	21.26	21.34	21.24	21.48	21.06	21.48	21.48	21.06
Baton Rouge, LA	Ozone	Moderate	50	0.00	-19.12	-15.92	-26.69	-21.90	-29.40	-32.84	-35.04	-33.86	-33.86	-54.28
Beaumont-Port Arthur, TX	Ozone	Moderate	50	0.00	-23.25	-22.64	-35.91	-30.17	-39.16	-43.34	-45.91	-44.57	-44.57	-69.02
Benton County, TN	SO _x	Maintenance	100	0.00	0.00	0.02	0.03	0.03	0.03	0.03	0.02	0.03	0.03	0.02
Benton Harbor, MI	Ozone	Maintenance	100	0.00	0.14	1.74	1.90	1.91	1.90	1.92	1.89	1.92	1.92	1.89
Benzie County, MI	Ozone	Maintenance	100	0.00	0.02	0.29	0.31	0.31	0.31	0.32	0.31	0.32	0.32	0.31
Berkeley and Jefferson Counties, WV	Ozone	Maintenance	100	0.00	0.13	1.66	1.81	1.82	1.81	1.83	1.79	1.83	1.83	1.79
Billings, MT	CO	Maintenance	100	0.00	-10.30	-10.72	-16.63	-14.11	-18.06	-19.91	-21.03	-20.45	-20.45	-31.21
Birmingham, AL	Ozone	Maintenance	100	0.00	0.55	11.17	12.04	12.18	11.98	12.06	11.77	12.04	12.04	11.41
Birmingham, AL	PM _{2.5}	Nonattainment	100	0.00	0.55	11.17	12.04	12.18	11.98	12.06	11.77	12.04	12.04	11.41
Boise-Northern Ada County, ID	CO	Maintenance	100	0.00	0.34	4.34	4.75	4.77	4.74	4.80	4.70	4.80	4.80	4.70
Boise-Northern Ada County, ID	PM ₁₀	Maintenance	100	0.00	0.34	4.34	4.75	4.77	4.74	4.80	4.70	4.80	4.80	4.70
Bonner County (Sandpoint), ID	PM ₁₀	Moderate	100	0.00	0.01	0.12	0.13	0.14	0.13	0.14	0.13	0.14	0.14	0.13
Boston, MA	CO	Maintenance	100	0.00	0.33	4.14	4.52	4.54	4.52	4.57	4.48	4.57	4.57	4.48
Boston-Lawrence-Worcester (eastern MA), MA	Ozone	Moderate	50	0.00	2.17	27.61	30.18	30.29	30.15	30.49	29.89	30.49	30.49	29.89
Boston-Manchester-Portsmouth (southeast NH), NH	Ozone	Moderate	50	0.00	0.35	4.42	4.84	4.86	4.83	4.89	4.79	4.89	4.89	4.79
Boyd County (part), KY	SO _x	Maintenance	100	0.00	0.01	0.07	0.08	0.08	0.08	0.08	0.08	0.08	0.08	0.08
Buffalo-Niagara Falls, NY	Ozone	Former Subpart 1	50	0.00	0.33	4.24	4.64	4.65	4.63	4.68	4.59	4.68	4.68	4.59
Burlington, NJ	CO	Maintenance	100	0.00	0.00	0.04	0.04	0.04	0.04	0.04	0.04	0.04	0.04	0.04
Butte, MT	PM ₁₀	Moderate	100	0.00	0.01	0.17	0.18	0.18	0.18	0.18	0.18	0.18	0.18	0.18
Canon City, CO	PM ₁₀	Maintenance	100	0.00	0.01	0.14	0.15	0.15	0.15	0.15	0.15	0.15	0.15	0.15
Canton-Massillon, OH	Ozone	Maintenance	100	0.00	-1.32	2.53	1.98	2.40	1.74	1.50	1.23	1.41	1.41	-0.41
Canton-Massillon, OH	PM _{2.5}	Nonattainment	100	0.00	-1.32	2.53	1.98	2.40	1.74	1.50	1.23	1.41	1.41	-0.41
Case County, MI	Ozone	Maintenance	100	0.00	0.04	0.46	0.50	0.50	0.50	0.50	0.49	0.50	0.50	0.49

Table D1-27 Emission Changes <u>a/</u> by Nonattainment Area with Alternative Standards for HD Vehicles Fine Particulate Matter (PM _{2.5}) 2050														
Nonattainment Area	Pollutant	Status <u>c/</u>	General Conformity Threshold <u>d/</u>	Emissions Changes for Proposed Alternatives (tons/year)										
				Alt. 1	Alt. 2	Alt. 3	Alt. 4	Alt. 6A	Alt. 5	Alt. 6 <u>b/</u>	Alt. 7	Alt. 6B	Alt. 8	
				No Action	Engine Only	Class 8 Tractors	Engines & Classes 7-8 Tractors	15% below Preferred Alternative Stringency	Engines, Classes 7-8 Tractors, & Classes 2b-3	Engines, Tractors, & Classes 2b-8	Engines, Tractors, & Truck, & Trailers	20% above Preferred Alternative Stringency	Accelerated Hybrid Adoption	
Center Township (Morgan County), OH	SO _x	Maintenance	100	0.00	0.00	0.01	0.01	0.01	0.01	0.01	0.01	0.01	0.01	0.01
Central Steptoe Valley (White Pine County), NV	SO _x	Maintenance	100	0.00	0.00	0.01	0.02	0.02	0.02	0.02	0.02	0.02	0.02	0.02
Charleston, WV	Ozone	Maintenance	100	0.00	0.37	4.69	5.13	5.15	5.12	5.18	5.08	5.18	5.08	5.08
Charleston, WV	PM _{2.5}	Nonattainment	100	0.00	0.37	4.69	5.13	5.15	5.12	5.18	5.08	5.18	5.08	5.08
Charlotte, NC	CO	Maintenance	100	0.00	0.43	5.45	5.96	5.98	5.96	6.02	5.91	6.02	5.91	5.91
Charlotte-Gastonia-Rock Hill, NC-SC	Ozone	Moderate	50	0.00	0.98	12.42	13.58	13.63	13.56	13.72	13.45	13.72	13.45	13.45
Chattanooga, TN-GA-AL	PM _{2.5}	Nonattainment	100	0.00	0.33	4.21	4.60	4.62	4.60	4.65	4.56	4.65	4.56	4.56
Chattanooga, TN-GA	Ozone	Former Subpart 1	50	0.00	0.31	3.99	4.36	4.38	4.36	4.40	4.32	4.40	4.32	4.32
Chicago-Gary-Lake County, IL-IN	Ozone	Moderate	50	0.00	-18.05	105.37	101.49	109.09	97.38	93.89	87.84	92.38	59.48	59.48
Chicago-Gary-Lake County, IL-IN	PM _{2.5}	Nonattainment	100	0.00	-18.05	105.37	101.49	109.09	97.38	93.89	87.84	92.38	59.48	59.48
Chico, CA	CO	Maintenance	100	0.00	0.13	1.69	1.85	1.86	1.85	1.87	1.84	1.87	1.84	1.84
Chico, CA	Ozone	Former Subpart 1	50	0.00	0.13	1.69	1.85	1.86	1.85	1.87	1.84	1.87	1.84	1.84
Cincinnati-Hamilton, OH-KY-IN	Ozone	Former Subpart 1	50	0.00	2.54	32.32	35.33	35.46	35.30	35.70	34.99	35.70	34.99	34.99
Cincinnati-Hamilton, OH-KY-IN	PM _{2.5}	Nonattainment	100	0.00	2.54	32.32	35.33	35.46	35.30	35.70	34.99	35.70	34.99	34.99
Clairton & 4 Boroughs, PA	PM ₁₀	Maintenance	100	0.00	0.00	0.05	0.05	0.05	0.05	0.05	0.05	0.05	0.05	0.05
Clark County, NV	PM ₁₀	Serious	70	0.00	0.11	1.42	1.55	1.56	1.55	1.57	1.54	1.57	1.54	1.54
Clarksville-Hopkinsville, TN-KY	Ozone	Maintenance	100	0.00	0.21	2.66	2.91	2.92	2.91	2.94	2.88	2.94	2.88	2.88
Clearfield and Indiana Counties, PA	Ozone	Maintenance	100	0.00	0.17	2.22	2.43	2.44	2.42	2.45	2.40	2.45	2.40	2.40
Cleveland, OH	CO	Maintenance	100	0.00	0.49	6.24	6.82	6.85	6.82	6.90	6.76	6.90	6.76	6.76
Cleveland-Akron-Lorain, OH	Ozone	Maintenance	100	0.00	3.31	42.05	45.97	46.14	45.92	46.44	45.53	46.44	45.53	45.53
Cleveland-Akron-Lorain, OH	PM _{2.5}	Nonattainment	100	0.00	3.31	42.05	45.97	46.14	45.92	46.44	45.53	46.44	45.53	45.53
Coachella Valley, CA	PM ₁₀	Serious	70	0.00	0.21	2.67	2.92	2.93	2.92	2.95	2.89	2.95	2.89	2.89
Colbert County, AL	SO _x	Maintenance	100	0.00	0.03	0.37	0.41	0.41	0.41	0.41	0.41	0.41	0.41	0.41
Colorado Springs, CO	CO	Maintenance	100	0.00	0.23	2.91	3.18	3.19	3.17	3.21	3.15	3.21	3.15	3.15
Columbia Falls, MT	PM ₁₀	Moderate	100	0.00	0.00	0.05	0.05	0.05	0.05	0.05	0.05	0.05	0.05	0.05
Columbia, SC	Ozone	Former Subpart 1	50	0.00	0.45	5.72	6.26	6.28	6.25	6.32	6.20	6.32	6.20	6.20
Columbus, OH	Ozone	Maintenance	100	0.00	2.45	31.14	34.04	34.17	34.01	34.40	33.72	34.40	33.72	33.72
Columbus, OH	PM _{2.5}	Nonattainment	100	0.00	2.45	31.14	34.04	34.17	34.01	34.40	33.72	34.40	33.72	33.72
Conewango Township (Warren County), PA	SO _x	Maintenance	100	0.00	-0.01	0.00	0.00	0.00	-0.01	-0.01	-0.01	-0.01	-0.01	-0.02
Coso Junction, CA	PM ₁₀	Moderate	100	0.00	0.00	0.00	0.00	0.00	0.00	0.00	0.00	0.00	0.00	0.00
Cuyahoga County, OH	PM ₁₀	Maintenance	100	0.00	0.91	11.51	12.59	12.63	12.57	12.72	12.47	12.72	12.47	12.47
Cuyahoga County, OH	SO _x	Maintenance	100	0.00	0.91	11.51	12.59	12.63	12.57	12.72	12.47	12.72	12.47	12.47
Dallas-Fort Worth, TX	Ozone	Moderate	50	0.00	2.41	30.63	33.48	33.61	33.45	33.83	33.16	33.83	33.16	33.16
Dayton-Springfield, OH	Ozone	Maintenance	100	0.00	1.00	12.66	13.84	13.90	13.83	13.99	13.71	13.99	13.71	13.71
Dayton-Springfield, OH	PM _{2.5}	Nonattainment	100	0.00	1.00	12.66	13.84	13.90	13.83	13.99	13.71	13.99	13.71	13.71
Denver Metro, CO	PM ₁₀	Maintenance	100	0.00	-11.60	-0.01	-6.04	-2.89	-7.81	-9.92	-11.57	-10.58	-24.05	-24.05
Denver-Boulder, CO	CO	Maintenance	100	0.00	-11.65	-0.69	-6.78	-3.64	-8.55	-10.67	-12.30	-11.33	-24.79	-24.79
Denver-Boulder-Greeley-Fort Collins-Loveland, CO	Ozone	Former Subpart 1	50	0.00	-11.31	3.62	-2.07	1.10	-3.84	-5.90	-7.63	-6.57	-20.12	-20.12
Detroit, MI	CO	Maintenance	100	0.00	-7.60	5.22	1.54	3.74	0.31	-1.08	-2.34	-1.54	-10.96	-10.96
Detroit-Ann Arbor, MI	Ozone	Maintenance	100	0.00	-1.60	90.13	94.00	96.74	92.59	92.12	88.92	91.62	79.55	79.55
Detroit-Ann Arbor, MI	PM _{2.5}	Nonattainment	100	0.00	-1.60	90.13	94.00	96.74	92.59	92.12	88.92	91.62	79.55	79.55
Door County, WI	Ozone	Former Subpart 1	50	0.00	0.03	0.37	0.41	0.41	0.41	0.41	0.40	0.41	0.40	0.40
Douglas (Cochise County), AZ	PM ₁₀	Moderate	100	0.00	0.04	0.45	0.50	0.50	0.49	0.50	0.49	0.50	0.49	0.49

Table D1-27 Emission Changes <u>a/</u> by Nonattainment Area with Alternative Standards for HD Vehicles Fine Particulate Matter (PM _{2.5}) 2050													
Nonattainment Area	Pollutant	Status <u>c/</u>	General Conformity Threshold <u>d/</u>	Emissions Changes for Proposed Alternatives (tons/year)									
				Alt. 1	Alt. 2	Alt. 3	Alt. 4	Alt. 6A	Alt. 5	Alt. 6 <u>b/</u>	Alt. 7	Alt. 6B	Alt. 8
				No Action	Engine Only	Class 8 Tractors	Engines & Classes 7-8 Tractors	15% below Preferred Alternative Stringency	Engines, Classes 7-8 Tractors, & Classes 2b-3	Engines, Tractors, & Classes 2b-8	Engines, Tractors, & Truck, & Trailers	20% above Preferred Alternative Stringency	Accelerated Hybrid Adoption
Douglas (Cochise County), AZ	SO _x	Maintenance	100	0.00	0.04	0.45	0.50	0.50	0.49	0.50	0.49	0.50	0.49
Duluth, MN	CO	Maintenance	100	0.00	0.04	0.53	0.58	0.58	0.58	0.58	0.57	0.58	0.57
Eagle River, AK	PM ₁₀	Moderate	100	0.00	0.00	0.03	0.03	0.03	0.03	0.03	0.03	0.03	0.03
East Chicago, IN	CO	Maintenance	100	0.00	0.12	1.54	1.68	1.69	1.68	1.70	1.67	1.70	1.67
East Chicago, IN	PM ₁₀	Maintenance	100	0.00	-22.89	-23.52	-36.64	-31.02	-39.82	-43.94	-46.43	-45.14	-69.07
East Helena Area (Lewis and Clark County), MT	SO _x	Nonattainment	100	0.00	0.00	0.01	0.01	0.01	0.01	0.01	0.01	0.01	0.01
El Paso County, TX	PM ₁₀	Moderate	100	0.00	-6.83	-5.97	-9.83	-8.13	-10.80	-12.03	-12.81	-12.39	-19.66
El Paso, TX	CO	Maintenance	100	0.00	0.01	0.10	0.11	0.11	0.11	0.11	0.11	0.11	0.11
Erie, PA	Ozone	Maintenance	100	0.00	0.14	1.90	2.07	2.09	2.07	2.09	2.05	2.09	2.03
Essex County (Whiteface Mountain), NY	Ozone	Former Subpart 1	50	0.00	0.00	0.01	0.01	0.01	0.01	0.01	0.01	0.01	0.01
Eugene-Springfield, OR	CO	Maintenance	100	0.00	0.21	2.66	2.91	2.92	2.90	2.94	2.88	2.94	2.88
Eugene-Springfield, OR	PM ₁₀	Moderate	100	0.00	0.21	2.66	2.91	2.92	2.90	2.94	2.88	2.94	2.88
Evansville, IN	Ozone	Maintenance	100	0.00	0.45	5.72	6.25	6.27	6.24	6.31	6.19	6.31	6.19
Evansville, IN	PM _{2.5}	Nonattainment	100	0.00	0.45	5.72	6.25	6.27	6.24	6.31	6.19	6.31	6.19
Fairbanks, AK	CO	Maintenance	100	0.00	0.01	0.10	0.11	0.12	0.11	0.12	0.11	0.12	0.11
Fayetteville, NC	Ozone	Former Subpart 1	50	0.00	0.15	1.86	2.03	2.04	2.03	2.05	2.01	2.05	2.01
Flathead County; Whitefish and vicinity, MT	PM ₁₀	Moderate	100	0.00	0.00	0.06	0.06	0.06	0.06	0.06	0.06	0.06	0.06
Flint, MI	Ozone	Maintenance	100	0.00	-0.06	4.90	5.12	5.26	5.05	5.03	4.86	5.01	4.39
Follansbee, WV	PM ₁₀	Maintenance	100	0.00	0.00	0.00	0.00	0.00	0.00	0.00	0.00	0.00	0.00
Fort Collins, CO	CO	Maintenance	100	0.00	0.08	0.99	1.09	1.09	1.09	1.10	1.08	1.10	1.08
Fort Hall Reservation, ID	PM ₁₀	Moderate	100	0.00	0.00	0.00	0.00	0.00	0.00	0.00	0.00	0.00	0.00
Fort Wayne, IN	Ozone	Maintenance	100	0.00	0.27	3.38	3.70	3.71	3.69	3.73	3.66	3.73	3.66
Franklin County, PA	Ozone	Maintenance	100	0.00	0.12	1.59	1.73	1.74	1.73	1.75	1.72	1.75	1.72
Franklin Township (Coshocton County), OH	SO _x	Maintenance	100	0.00	0.00	0.01	0.01	0.01	0.01	0.01	0.01	0.01	0.01
Frederick County, VA	Ozone	Former Subpart 1	50	0.00	0.07	0.95	1.04	1.04	1.04	1.05	1.03	1.05	1.03
Fredericksburg, VA	Ozone	Maintenance	100	0.00	0.16	1.97	2.15	2.16	2.15	2.18	2.13	2.18	2.13
Freehold, NJ	CO	Maintenance	100	0.00	0.00	0.05	0.05	0.05	0.05	0.05	0.05	0.05	0.05
Fresno, CA	CO	Maintenance	100	0.00	0.25	3.14	3.44	3.45	3.43	3.47	3.40	3.47	3.40
Grand Rapids, MI	Ozone	Maintenance	100	0.00	0.73	9.24	10.10	10.14	10.09	10.21	10.01	10.21	10.01
Granite City, Nameoki Townships, IL	PM ₁₀	Maintenance	100	0.00	-0.01	0.29	0.30	0.31	0.29	0.29	0.28	0.29	0.24
Grant County, NM	SO _x	Maintenance	100	0.00	0.00	0.02	0.02	0.02	0.02	0.02	0.02	0.02	0.02
Grants Pass, OR	CO	Maintenance	100	0.00	0.02	0.23	0.25	0.25	0.25	0.25	0.24	0.25	0.24
Grants Pass, OR	PM ₁₀	Maintenance	100	0.00	0.02	0.23	0.25	0.25	0.25	0.25	0.24	0.25	0.24
Great Falls, MT	CO	Maintenance	100	0.00	0.01	0.13	0.14	0.14	0.14	0.14	0.14	0.14	0.14
Greater Connecticut, CT	Ozone	Moderate	50	0.00	0.42	5.36	5.85	5.88	5.85	5.91	5.80	5.91	5.80
Greeley, CO	CO	Maintenance	100	0.00	0.06	0.79	0.86	0.86	0.86	0.87	0.85	0.87	0.85
Green Bay, WI	SO _x	Maintenance	100	0.00	0.07	0.93	1.01	1.02	1.01	1.02	1.00	1.02	1.00
Greene County, IN	Ozone	Maintenance	100	0.00	0.04	0.45	0.49	0.50	0.49	0.50	0.49	0.50	0.49
Greene County, PA	Ozone	Maintenance	100	0.00	0.02	0.27	0.30	0.30	0.30	0.30	0.30	0.30	0.30
Greensboro-Winston Salem-High Point, NC	Ozone	Marginal	50	0.00	1.25	15.88	17.36	17.42	17.34	17.54	17.19	17.54	17.19
Greensboro-Winston salem-High Point, NC	PM _{2.5}	Nonattainment	100	0.00	1.25	15.88	17.36	17.42	17.34	17.54	17.19	17.54	17.19
Greenville-Spartanburg-Anderson, SC	Ozone	Former Subpart 1	50	0.00	0.59	7.47	8.16	8.19	8.16	8.25	8.09	8.25	8.09
Groveland Township (Tazewell County), IL	SO _x	Maintenance	100	0.00	0.02	0.20	0.22	0.22	0.22	0.23	0.22	0.23	0.22

Table D1-27 Emission Changes <u>a/</u> by Nonattainment Area with Alternative Standards for HD Vehicles Fine Particulate Matter (PM _{2.5}) 2050														
Nonattainment Area	Pollutant	Status <u>c/</u>	General Conformity Threshold <u>d/</u>	Emissions Changes for Proposed Alternatives (tons/year)										
				Alt. 1	Alt. 2	Alt. 3	Alt. 4	Alt. 6A	Alt. 5	Alt. 6 <u>b/</u>	Alt. 7	Alt. 6B	Alt. 8	
				No Action	Engine Only	Class 8 Tractors	Engines & Classes 7-8 Tractors	15% below Preferred Alternative Stringency	Engines, Classes 7-8 Tractors, & Classes 2b-3	Engines, Tractors, & Classes 2b-8	Engines, Tractors, & Truckers, & Trailers	20% above Preferred Alternative Stringency	Accelerated Hybrid Adoption	
Hancock-Knox-Lincoln-Waldo Counties, ME	Ozone	Maintenance	100	0.00	0.07	0.88	0.96	0.96	0.96	0.96	0.97	0.95	0.97	0.95
Harrisburg-Lebanon-Carlisle, PA	Ozone	Maintenance	100	0.00	1.34	17.06	18.65	18.72	18.63	18.84	18.47	18.84	18.47	18.47
Harrisburg-Lebanon-Carlisle, PA	PM _{2.5}	Nonattainment	100	0.00	1.34	17.06	18.65	18.72	18.63	18.84	18.47	18.84	18.47	18.47
Hartford-New Britain-Middletown, CT	CO	Maintenance	100	0.00	0.29	3.66	4.00	4.01	3.99	4.04	3.96	4.04	3.96	3.96
Hayden (Pinal County), AZ	SO _x	Nonattainment	100	0.00	0.01	0.07	0.07	0.07	0.07	0.07	0.07	0.07	0.07	0.07
Hayden/Miami, AZ	PM ₁₀	Moderate	100	0.00	0.02	0.24	0.26	0.26	0.26	0.26	0.26	0.26	0.26	0.26
Haywood and Swain Counties (Great Smoky Mountain NP), NC	Ozone	Maintenance	100	0.00	0.00	0.05	0.05	0.05	0.05	0.05	0.05	0.05	0.05	0.05
Hazelwood, PA	SO _x	Maintenance	100	0.00	0.01	0.18	0.20	0.20	0.20	0.20	0.20	0.20	0.20	0.19
Hickory, NC	PM _{2.5}	Nonattainment	100	0.00	0.08	1.03	1.12	1.13	1.12	1.13	1.11	1.13	1.11	1.11
Hickory-Morgantown-Lenoir, NC	Ozone	Former Subpart 1	50	0.00	0.15	1.87	2.05	2.06	2.05	2.07	2.03	2.07	2.03	2.03
Hollis Township, IL	SO _x	Maintenance	100	0.00	0.00	0.02	0.02	0.02	0.02	0.02	0.02	0.02	0.02	0.02
Houston-Galveston-Brazoria, TX	Ozone	Severe	25	0.00	-92.72	-74.67	-126.75	-103.47	-139.91	-156.62	-167.37	-161.59	-260.85	-260.85
Humphreys County, TN	SO _x	Maintenance	100	0.00	0.01	0.07	0.08	0.08	0.08	0.08	0.08	0.08	0.08	0.08
Huntington-Ashland, WV-KY-OH	PM _{2.5}	Nonattainment	100	0.00	-12.35	-11.28	-18.28	-15.22	-20.02	-22.24	-23.63	-22.90	-35.97	-35.97
Huntington-Ashland, WV-KY	Ozone	Maintenance	100	0.00	-12.45	-12.49	-19.61	-16.55	-21.35	-23.58	-24.95	-24.24	-37.29	-37.29
Huron County, MI	Ozone	Maintenance	100	0.00	0.02	0.29	0.32	0.32	0.32	0.32	0.31	0.32	0.31	0.31
Imperial County, CA	Ozone	Moderate	50	0.00	0.12	1.50	1.64	1.64	1.63	1.65	1.62	1.65	1.62	1.62
Imperial Valley, CA	PM ₁₀	Serious	70	0.00	0.12	1.47	1.60	1.61	1.60	1.62	1.59	1.62	1.59	1.59
Indian Wells, CA	PM ₁₀	Maintenance	100	0.00	0.01	0.16	0.18	0.18	0.18	0.18	0.18	0.18	0.18	0.18
Indianapolis, IN	CO	Maintenance	100	0.00	2.62	33.29	36.39	36.53	36.36	36.77	36.04	36.77	36.04	36.04
Indianapolis, IN	Ozone	Maintenance	100	0.00	2.62	33.29	36.39	36.53	36.36	36.77	36.04	36.77	36.04	36.04
Indianapolis, IN	PM _{2.5}	Nonattainment	100	0.00	2.62	33.29	36.39	36.53	36.36	36.77	36.04	36.77	36.04	36.04
Jackson County, IN	Ozone	Maintenance	100	0.00	0.07	0.94	1.02	1.03	1.02	1.03	1.01	1.03	1.01	1.01
Jamestown, NY	Ozone	Former Subpart 1	50	0.00	0.08	1.13	1.23	1.24	1.23	1.24	1.21	1.24	1.20	1.20
Jefferson County, NY	Ozone	Moderate	50	0.00	0.06	0.75	0.82	0.82	0.82	0.83	0.81	0.83	0.81	0.81
Jefferson County, OH	PM ₁₀	Maintenance	100	0.00	0.00	0.05	0.06	0.06	0.06	0.06	0.06	0.06	0.06	0.06
Johnson City-Kingsport-Bristol, TN	Ozone	Former Subpart 1	50	0.00	0.13	1.67	1.83	1.84	1.83	1.85	1.81	1.85	1.81	1.81
Johnstown, PA	Ozone	Maintenance	100	0.00	0.08	0.99	1.08	1.08	1.08	1.09	1.07	1.09	1.07	1.07
Johnstown, PA	PM _{2.5}	Nonattainment	100	0.00	0.08	0.99	1.08	1.08	1.08	1.09	1.07	1.09	1.07	1.07
Juneau, AK	PM ₁₀	Moderate	100	0.00	0.00	0.05	0.05	0.05	0.05	0.05	0.05	0.05	0.05	0.05
Kalamazoo-Battle Creek, MI	Ozone	Maintenance	100	0.00	0.42	5.30	5.80	5.82	5.79	5.86	5.74	5.86	5.74	5.74
Kalispell, MT	PM ₁₀	Moderate	100	0.00	0.02	0.24	0.26	0.26	0.26	0.26	0.26	0.26	0.26	0.26
Kent and Queen Annes Counties, MD	Ozone	Maintenance	100	0.00	0.04	0.54	0.58	0.59	0.58	0.59	0.58	0.59	0.58	0.58
Kent, WA	PM ₁₀	Maintenance	100	0.00	0.01	0.18	0.19	0.19	0.19	0.19	0.19	0.19	0.19	0.19
Kern County (Eastern Kern), CA	Ozone	Former Subpart 1	50	0.00	0.03	0.42	0.46	0.46	0.46	0.47	0.46	0.47	0.46	0.46
Kewaunee County, WI	Ozone	Maintenance	100	0.00	0.02	0.23	0.26	0.26	0.26	0.26	0.25	0.26	0.25	0.25
King County, WA	PM ₁₀	Maintenance	100	0.00	0.01	0.07	0.07	0.08	0.07	0.08	0.07	0.08	0.07	0.07
Klamath Falls, OR	CO	Maintenance	100	0.00	0.04	0.55	0.60	0.60	0.60	0.61	0.59	0.61	0.59	0.59
Klamath Falls, OR	PM ₁₀	Maintenance	100	0.00	0.04	0.55	0.60	0.60	0.60	0.61	0.59	0.61	0.59	0.59
Knoxville, TN	Ozone	Former Subpart 1	50	0.00	1.71	21.75	23.78	23.87	23.76	24.02	23.55	24.02	23.55	23.55
Knoxville, TN	PM _{2.5}	Nonattainment	100	0.00	1.71	21.75	23.78	23.87	23.76	24.02	23.55	24.02	23.55	23.55
La Porte County, IN	SO _x	Maintenance	100	0.00	0.04	0.46	0.50	0.50	0.50	0.50	0.49	0.50	0.49	0.49
LaGrande, OR	PM ₁₀	Maintenance	100	0.00	0.01	0.08	0.09	0.09	0.09	0.09	0.09	0.09	0.09	0.09

Table D1-27 Emission Changes <u>a/</u> by Nonattainment Area with Alternative Standards for HD Vehicles Fine Particulate Matter (PM _{2.5}) 2050													
Nonattainment Area	Pollutant	Status <u>c/</u>	General Conformity Threshold <u>d/</u>	Emissions Changes for Proposed Alternatives (tons/year)									
				Alt. 1	Alt. 2	Alt. 3	Alt. 4	Alt. 6A	Alt. 5	Alt. 6 <u>b/</u>	Alt. 7	Alt. 6B	Alt. 8
				No Action	Engine Only	Class 8 Tractors	Engines & Classes 7-8 Tractors	15% below Preferred Alternative Stringency	Engines, Classes 7-8 Tractors, & Classes 2b-3	Engines, Tractors, & Classes 2b-8	Engines, Tractors, & Trucks, & Trailers	20% above Preferred Alternative Stringency	Accelerated Hybrid Adoption
Lake County, IN	SO _x	Maintenance	100	0.00	0.07	2.11	2.26	2.29	2.24	2.25	2.19	2.25	2.09
Lake County, OH	SO _x	Maintenance	100	0.00	0.02	0.30	0.33	0.33	0.33	0.33	0.32	0.33	0.32
Lake County, OR	PM ₁₀	Maintenance	100	0.00	0.00	0.03	0.04	0.04	0.04	0.04	0.04	0.04	0.04
Lake Tahoe North Shore, CA	CO	Maintenance	100	0.00	0.01	0.12	0.13	0.13	0.13	0.13	0.13	0.13	0.13
Lake Tahoe South Shore, CA	CO	Maintenance	100	0.00	0.02	0.30	0.32	0.33	0.32	0.33	0.32	0.33	0.32
Lake Tahoe, NV	CO	Maintenance	100	0.00	0.00	0.06	0.07	0.07	0.07	0.07	0.07	0.07	0.07
Lamar, CO	PM ₁₀	Maintenance	100	0.00	0.00	0.05	0.06	0.06	0.06	0.06	0.06	0.06	0.06
Lame Deer, MT	PM ₁₀	Moderate	100	0.00	0.00	0.01	0.02	0.02	0.02	0.02	0.01	0.02	0.01
Lancaster, PA	Ozone	Maintenance	100	0.00	0.52	6.67	7.29	7.32	7.28	7.36	7.22	7.36	7.21
Lancaster, PA	PM _{2.5}	Nonattainment	100	0.00	0.52	6.67	7.29	7.32	7.28	7.36	7.22	7.36	7.21
Lane County, OR	PM ₁₀	Moderate	100	0.00	0.00	0.01	0.01	0.01	0.01	0.01	0.01	0.01	0.01
Lansing-East Lansing, MI	Ozone	Maintenance	100	0.00	0.40	5.13	5.61	5.63	5.60	5.67	5.56	5.67	5.56
LaPorte, IN	Ozone	Maintenance	100	0.00	0.10	1.27	1.39	1.39	1.39	1.40	1.38	1.40	1.38
Las Vegas, NV	CO	Serious	100	0.00	0.22	2.85	3.12	3.13	3.12	3.15	3.09	3.15	3.09
Las Vegas, NV	Ozone	Former Subpart 1	50	0.00	0.22	2.85	3.12	3.13	3.12	3.15	3.09	3.15	3.09
Lauderdale County, AL	SO _x	Maintenance	100	0.00	0.05	0.57	0.63	0.63	0.63	0.63	0.62	0.63	0.62
Laurel Area (Yellowstone County), MT	SO _x	Nonattainment	100	0.00	0.00	0.01	0.01	0.01	0.01	0.01	0.01	0.01	0.01
Libby, MT	PM ₁₀	Moderate	100	0.00	0.01	0.07	0.08	0.08	0.08	0.08	0.08	0.08	0.08
Libby, MT	PM _{2.5}	Nonattainment	100	0.00	0.01	0.07	0.08	0.08	0.08	0.08	0.08	0.08	0.08
Liberty-Clairton, PA	PM _{2.5}	Nonattainment	100	0.00	0.00	0.05	0.05	0.05	0.05	0.05	0.05	0.05	0.05
Lima, OH	Ozone	Maintenance	100	0.00	-15.84	-16.29	-25.37	-21.49	-27.57	-30.42	-32.14	-31.25	-47.81
Longmont, CO	CO	Maintenance	100	0.00	0.04	0.50	0.55	0.55	0.55	0.56	0.54	0.56	0.54
Lorain County, OH	SO _x	Maintenance	100	0.00	0.03	0.37	0.40	0.40	0.40	0.40	0.40	0.40	0.40
Los Angeles South Coast Air Basin, CA	CO	Maintenance	100	0.00	-24.39	214.05	212.56	224.65	206.07	201.21	190.67	198.85	146.28
Los Angeles South Coast Air Basin, CA	NO _x	Maintenance	100	0.00	-24.39	214.05	212.56	224.65	206.07	201.21	190.67	198.85	146.28
Los Angeles South Coast Air Basin, CA	Ozone	Extreme	10	0.00	-24.39	214.05	212.56	224.65	206.07	201.21	190.67	198.85	146.28
Los Angeles South Coast Air Basin, CA	PM ₁₀	Serious	70	0.00	-24.39	214.05	212.56	224.65	206.07	201.21	190.67	198.85	146.28
Los Angeles South Coast Air Basin, CA	PM _{2.5}	Nonattainment	100	0.00	-24.39	214.05	212.56	224.65	206.07	201.21	190.67	198.85	146.28
Los Angeles-San Bernardino Counties (western Mohave), CA	Ozone	Moderate	50	0.00	0.20	2.56	2.79	2.81	2.79	2.82	2.77	2.82	2.77
Louisville, KY-IN	Ozone	Maintenance	100	0.00	1.65	20.91	22.86	22.94	22.84	23.09	22.64	23.09	22.64
Louisville, KY-IN	PM _{2.5}	Nonattainment	100	0.00	1.65	20.91	22.86	22.94	22.84	23.09	22.64	23.09	22.64
Lowell, MA	CO	Maintenance	100	0.00	0.05	0.63	0.69	0.69	0.69	0.70	0.68	0.70	0.68
Lucas County, OH	SO _x	Maintenance	100	0.00	-0.10	1.81	1.85	1.93	1.81	1.79	1.72	1.78	1.46
Lyons Township, IL	PM ₁₀	Maintenance	100	0.00	-0.06	0.42	0.41	0.44	0.39	0.38	0.36	0.38	0.26
Macon, GA	Ozone	Maintenance	100	0.00	0.14	1.75	1.91	1.92	1.91	1.93	1.90	1.93	1.90
Macon, GA	PM _{2.5}	Nonattainment	100	0.00	0.14	1.75	1.91	1.92	1.91	1.93	1.90	1.93	1.90
Madison and Page Counties (Shenandoah NP), VA	Ozone	Maintenance	100	0.00	0.00	0.02	0.02	0.02	0.02	0.02	0.02	0.02	0.02
Madison, WI	SO _x	Maintenance	100	0.00	0.18	2.34	2.56	2.57	2.56	2.59	2.54	2.59	2.54
Mammoth Lake, CA	PM ₁₀	Moderate	100	0.00	0.01	0.08	0.09	0.09	0.09	0.09	0.09	0.09	0.09
Manchester, NH	CO	Maintenance	100	0.00	0.03	0.40	0.43	0.43	0.43	0.44	0.43	0.44	0.43
Manitowoc County, WI	Ozone	Former Subpart 1	50	0.00	0.10	1.21	1.32	1.33	1.32	1.34	1.31	1.34	1.31
Marion County, IN	SO _x	Maintenance	100	0.00	0.17	2.13	2.33	2.34	2.33	2.35	2.31	2.35	2.31
Mariposa and Tuolumne Counties (Southern Mountain), CA	Ozone	Former Subpart 1	50	0.00	0.04	0.46	0.50	0.51	0.50	0.51	0.50	0.51	0.50

Table D1-27 Emission Changes <u>a/</u> by Nonattainment Area with Alternative Standards for HD Vehicles Fine Particulate Matter (PM _{2.5}) 2050													
Nonattainment Area	Pollutant	Status <u>c/</u>	General Conformity Threshold <u>d/</u>	Emissions Changes for Proposed Alternatives (tons/year)									
				Alt. 1	Alt. 2	Alt. 3	Alt. 4	Alt. 6A	Alt. 5	Alt. 6 <u>b/</u>	Alt. 7	Alt. 6B	Alt. 8
				No Action	Engine Only	Class 8 Tractors	Engines & Classes 7-8 Tractors	15% below Preferred Alternative Stringency	Engines, Classes 7-8 Tractors, & Classes 2b-3	Engines, Tractors, & Classes 2b-8	Engines, Tractors, & Trucks, & Trailers	20% above Preferred Alternative Stringency	Accelerated Hybrid Adoption
Martinsburg, WV-Hagerstown, MD	PM _{2.5}	Nonattainment	100	0.00	0.18	2.31	2.53	2.54	2.53	2.56	2.50	2.56	2.50
Mason County, MI	Ozone	Maintenance	100	0.00	0.02	0.29	0.32	0.32	0.32	0.32	0.31	0.32	0.31
Medford, OR	CO	Maintenance	100	0.00	0.04	0.53	0.58	0.58	0.58	0.59	0.57	0.59	0.57
Medford-Ashland, OR	PM ₁₀	Maintenance	100	0.00	0.10	1.28	1.40	1.40	1.40	1.41	1.38	1.41	1.38
Memphis, TN-AR	Ozone	Maintenance	100	0.00	-4.25	2.24	0.15	1.36	-0.52	-1.30	-1.98	-1.56	-6.75
Memphis, TN	CO	Maintenance	100	0.00	-4.30	1.61	-0.54	0.67	-1.22	-2.00	-2.67	-2.26	-7.43
Miami (Gila County), AZ	SO _x	Maintenance	100	0.00	0.01	0.16	0.18	0.18	0.18	0.18	0.18	0.18	0.18
Millinocket AQCR 109, ME	SO _x	Maintenance	100	0.00	0.00	0.04	0.04	0.04	0.04	0.04	0.04	0.04	0.04
Milwaukee, WI	SO _x	Maintenance	100	0.00	0.25	3.23	3.54	3.55	3.53	3.57	3.50	3.57	3.50
Milwaukee-Racine, WI	Ozone	Moderate	50	0.00	1.09	13.81	15.10	15.16	15.08	15.25	14.95	15.25	14.95
Minneapolis-St Paul, MN	CO	Maintenance	100	0.00	3.32	42.23	46.16	46.34	46.12	46.64	45.72	46.64	45.72
Minneapolis-St Paul, MN	SO _x	Maintenance	100	0.00	3.32	42.23	46.16	46.34	46.12	46.64	45.72	46.64	45.72
Missoula, MT	CO	Maintenance	100	0.00	0.07	0.94	1.03	1.03	1.03	1.04	1.02	1.04	1.02
Missoula, MT	PM ₁₀	Moderate	100	0.00	0.07	0.94	1.03	1.03	1.03	1.04	1.02	1.04	1.02
Modesto, CA	CO	Maintenance	100	0.00	0.15	1.85	2.02	2.03	2.02	2.04	2.00	2.04	2.00
Mohave County, AZ	PM ₁₀	Maintenance	100	0.00	0.07	0.89	0.98	0.98	0.97	0.99	0.97	0.99	0.97
Mono Basin, CA	PM ₁₀	Moderate	100	0.00	0.00	0.01	0.01	0.01	0.01	0.01	0.01	0.01	0.01
Morenci (Greenlee County), AZ	SO _x	Maintenance	100	0.00	0.00	0.02	0.02	0.02	0.02	0.02	0.02	0.02	0.02
Morristown, NJ	CO	Maintenance	100	0.00	0.01	0.11	0.12	0.12	0.12	0.12	0.12	0.12	0.12
Muhlenberg County, KY	SO _x	Maintenance	100	0.00	0.02	0.21	0.23	0.23	0.23	0.23	0.23	0.23	0.23
Muncie, IN	Ozone	Maintenance	100	0.00	0.08	1.01	1.10	1.10	1.10	1.11	1.09	1.11	1.09
Murray County (Chattahoochee NF), GA	Ozone	Maintenance	100	0.00	0.00	0.04	0.05	0.05	0.05	0.05	0.04	0.05	0.04
Muscatine County, IA	SO _x	Maintenance	100	0.00	0.01	0.18	0.20	0.20	0.20	0.20	0.20	0.20	0.20
Muskegon, MI	Ozone	Maintenance	100	0.00	0.11	1.41	1.54	1.55	1.54	1.56	1.53	1.56	1.53
Nashua, NH	CO	Maintenance	100	0.00	0.03	0.32	0.35	0.35	0.35	0.35	0.35	0.35	0.35
Nashville, TN	Ozone	Former Subpart 1	50	0.00	1.41	17.94	19.62	19.69	19.60	19.82	19.43	19.82	19.43
Nevada County (western part), CA	Ozone	Former Subpart 1	50	0.00	0.04	0.55	0.60	0.61	0.60	0.61	0.60	0.61	0.60
New Haven County, CT	PM ₁₀	Maintenance	100	0.00	0.05	0.60	0.66	0.66	0.66	0.67	0.65	0.67	0.65
New Haven-Meriden-Waterbury, CT	CO	Maintenance	100	0.00	0.22	2.80	3.06	3.07	3.06	3.09	3.03	3.09	3.03
New Manchester-Grant Magisterial District (Hancock County), WV	SO _x	Maintenance	100	0.00	0.00	0.03	0.03	0.03	0.03	0.03	0.03	0.03	0.03
New York County, NY	PM ₁₀	Moderate	100	0.00	0.07	1.03	1.12	1.12	1.11	1.12	1.10	1.12	1.09
New York-N. New Jersey-Long Island, NY-NJ-CT	CO	Maintenance	100	0.00	0.33	63.29	66.77	68.30	66.00	65.93	63.89	65.67	58.88
New York-N. New Jersey-Long Island, NY-NJ-CT	PM _{2.5}	Nonattainment	100	0.00	-1.57	61.23	63.61	65.60	62.58	62.17	59.93	61.81	53.05
New York-northern New Jersey-Long Island, NY-NJ-CT	Ozone	Moderate	50	0.00	-3.33	38.77	39.06	40.95	38.05	37.36	35.61	37.00	28.74
Nogales, AZ	PM ₁₀	Moderate	100	0.00	0.02	0.30	0.32	0.33	0.32	0.33	0.32	0.33	0.32
Norfolk-Virginia Beach-Newport News, VA	Ozone	Maintenance	100	0.00	-17.42	-15.20	-25.05	-20.71	-27.50	-30.64	-32.62	-31.57	-50.08
Ogden, UT	CO	Maintenance	100	0.00	0.04	0.46	0.50	0.50	0.50	0.51	0.50	0.51	0.50
Ogden, UT	PM ₁₀	Moderate	100	0.00	0.04	0.46	0.50	0.50	0.50	0.51	0.50	0.51	0.50
Oglesby, IL	PM ₁₀	Maintenance	100	0.00	0.00	0.02	0.02	0.02	0.02	0.02	0.02	0.02	0.02
Olmsted County, MN	PM ₁₀	Maintenance	100	0.00	0.01	0.13	0.14	0.14	0.14	0.14	0.14	0.14	0.14
Olympia, Tumwater, Lacey, WA	PM ₁₀	Maintenance	100	0.00	0.06	0.74	0.81	0.82	0.81	0.82	0.80	0.82	0.80
Owens Valley, CA	PM ₁₀	Serious	70	0.00	0.00	0.02	0.02	0.03	0.02	0.02	0.02	0.02	0.02
Pagosa Springs, CO	PM ₁₀	Maintenance	100	0.00	0.00	0.00	0.00	0.00	0.00	0.00	0.00	0.00	0.00

Table D1-27 Emission Changes <u>a/</u> by Nonattainment Area with Alternative Standards for HD Vehicles Fine Particulate Matter (PM _{2.5}) 2050													
Nonattainment Area	Pollutant	Status <u>c/</u>	General Conformity Threshold <u>d/</u>	Emissions Changes for Proposed Alternatives (tons/year)									
				Alt. 1	Alt. 2	Alt. 3	Alt. 4	Alt. 6A	Alt. 5	Alt. 6 <u>b/</u>	Alt. 7	Alt. 6B	Alt. 8
				No Action	Engine Only	Class 8 Tractors	Engines & Classes 7-8 Tractors	15% below Preferred Alternative Stringency	Engines, Classes 7-8 Tractors, & Classes 2b-3	Engines, Tractors, & Classes 2b-8	Engines, Tractors, & Truck, & Trailers	20% above Preferred Alternative Stringency	Accelerated Hybrid Adoption
Parkersburg-Marietta, WV-OH	Ozone	Maintenance	100	0.00	0.23	2.89	3.16	3.17	3.16	3.19	3.13	3.19	3.13
Parkersburg-Marietta, WV-OH	PM _{2.5}	Nonattainment	100	0.00	0.23	2.89	3.16	3.17	3.16	3.19	3.13	3.19	3.13
Payson, AZ	PM ₁₀	Maintenance	100	0.00	0.01	0.10	0.11	0.11	0.11	0.11	0.11	0.11	0.11
Penns Grove, NJ	CO	Maintenance	100	0.00	0.00	0.00	0.00	0.00	0.00	0.00	0.00	0.00	0.00
Peoria, IL	SO _x	Maintenance	100	0.00	0.05	0.84	0.92	0.92	0.91	0.92	0.90	0.92	0.89
Perth Amboy, NJ	CO	Maintenance	100	0.00	-1.88	-1.68	-2.74	-2.27	-3.00	-3.34	-3.56	-3.44	-5.44
Philadelphia-Camden County, PA-NJ	CO	Maintenance	100	0.00	0.17	2.20	2.40	2.41	2.40	2.42	2.37	2.42	2.36
Phildelphia-Wilmington, PA-NY-DE	PM _{2.5}	Nonattainment	100	0.00	-25.61	-5.83	-19.44	-12.64	-23.27	-27.92	-31.37	-29.36	-58.45
Phildelphia-Wilmington-Atlantic City, PA-NY-MD-DE	Ozone	Moderate	50	0.00	-24.97	2.55	-10.29	-3.44	-14.13	-18.67	-22.31	-20.11	-49.41
Phoenix, AZ	CO	Maintenance	100	0.00	4.41	56.05	61.27	61.51	61.22	61.91	60.69	61.91	60.68
Phoenix, AZ	PM ₁₀	Serious	70	0.00	4.41	56.05	61.27	61.51	61.22	61.91	60.69	61.91	60.68
Phoenix-Mesa, AZ	Ozone	Former Subpart 1	50	0.00	2.24	28.55	31.21	31.33	31.18	31.53	30.91	31.53	30.90
Pierce County, WA	PM ₁₀	Maintenance	100	0.00	0.00	0.06	0.06	0.06	0.06	0.06	0.06	0.06	0.06
Pinehurst, ID	PM ₁₀	Moderate	100	0.00	0.00	0.01	0.01	0.01	0.01	0.01	0.01	0.01	0.01
Pittsburgh, PA	CO	Maintenance	100	0.00	0.01	0.13	0.14	0.15	0.14	0.14	0.14	0.14	0.14
Pittsburgh-Beaver Valley, PA	Ozone	Former Subpart 1	50	0.00	1.76	22.41	24.49	24.59	24.47	24.75	24.26	24.75	24.26
Pittsburgh-Beaver Valley, PA	PM _{2.5}	Nonattainment	100	0.00	1.76	22.41	24.49	24.59	24.47	24.75	24.26	24.75	24.26
Polk County, TN	SO _x	Maintenance	100	0.00	0.01	0.16	0.18	0.18	0.18	0.18	0.18	0.18	0.18
Polson, MT	PM ₁₀	Moderate	100	0.00	0.00	0.03	0.03	0.03	0.03	0.03	0.03	0.03	0.03
Portland, ME	Ozone	Maintenance	100	0.00	0.40	5.05	5.52	5.54	5.51	5.57	5.46	5.57	5.46
Portland, OR	CO	Maintenance	100	0.00	0.36	5.73	6.22	6.27	6.20	6.25	6.11	6.25	6.01
Portneuf Valley, ID	PM ₁₀	Maintenance	100	0.00	0.02	0.26	0.28	0.28	0.28	0.29	0.28	0.29	0.28
Poughkeepsie, NY	Ozone	Moderate	50	0.00	0.38	4.85	5.31	5.33	5.30	5.36	5.26	5.36	5.26
Presque Isle, ME	PM ₁₀	Maintenance	100	0.00	0.01	0.07	0.07	0.07	0.07	0.08	0.07	0.08	0.07
Providence (entire State), RI	Ozone	Moderate	50	0.00	0.17	2.17	2.37	2.38	2.37	2.39	2.35	2.39	2.35
Provo, UT	CO	Maintenance	100	0.00	0.05	0.66	0.72	0.72	0.72	0.73	0.71	0.73	0.71
Raleigh-Durham, NC	CO	Maintenance	100	0.00	0.74	9.41	10.29	10.32	10.28	10.39	10.19	10.39	10.19
Raleigh-Durham-Chapel Hill, NC	Ozone	Maintenance	100	0.00	1.13	14.34	15.68	15.74	15.67	15.84	15.53	15.84	15.53
Ramsey County, MN	PM ₁₀	Maintenance	100	0.00	0.00	0.01	0.01	0.01	0.01	0.01	0.01	0.01	0.01
Reading, PA	Ozone	Maintenance	100	0.00	0.42	5.37	5.86	5.89	5.86	5.92	5.80	5.92	5.80
Reading, PA	PM _{2.5}	Nonattainment	100	0.00	0.42	5.37	5.86	5.89	5.86	5.92	5.80	5.92	5.80
Reno, NV	CO	Maintenance	100	0.00	0.07	0.89	0.97	0.97	0.97	0.98	0.96	0.98	0.96
Rhineland (Oneida County), WI	SO _x	Maintenance	100	0.00	0.00	0.01	0.01	0.01	0.01	0.01	0.01	0.01	0.01
Richmond-Petersburg, VA	Ozone	Maintenance	100	0.00	0.32	4.16	4.54	4.56	4.53	4.58	4.49	4.58	4.48
Rillito, AZ	PM ₁₀	Moderate	100	0.00	0.02	0.26	0.28	0.28	0.28	0.28	0.28	0.28	0.28
Riverside County (Coachella Valley), CA	Ozone	Severe	25	0.00	0.21	2.67	2.92	2.93	2.92	2.95	2.89	2.95	2.89
Roanoke, VA	Ozone	Former Subpart 1	50	0.00	0.15	1.91	2.09	2.09	2.08	2.11	2.07	2.11	2.07
Rochester (Olmsted County), MN	SO _x	Maintenance	100	0.00	0.05	0.59	0.65	0.65	0.65	0.66	0.64	0.66	0.64
Rochester, NY	Ozone	Former Subpart 1	50	0.00	0.37	4.71	5.15	5.16	5.14	5.20	5.10	5.20	5.10
Rocky Mount, NC	Ozone	Maintenance	100	0.00	0.11	1.37	1.49	1.50	1.49	1.51	1.48	1.51	1.48
Rome, GA	PM _{2.5}	Nonattainment	100	0.00	0.05	0.61	0.67	0.67	0.67	0.68	0.66	0.68	0.66
Ronan, MT	PM ₁₀	Moderate	100	0.00	0.00	0.01	0.01	0.01	0.01	0.01	0.01	0.01	0.01
Rothschild, Rib Mountain, Weston (Marathon County), WI	SO _x	Maintenance	100	0.00	0.00	0.02	0.02	0.02	0.02	0.02	0.02	0.02	0.02

Table D1-27 Emission Changes <u>a/</u> by Nonattainment Area with Alternative Standards for HD Vehicles Fine Particulate Matter (PM _{2.5}) 2050													
Nonattainment Area	Pollutant	Status <u>c/</u>	General Conformity Threshold <u>d/</u>	Emissions Changes for Proposed Alternatives (tons/year)									
				Alt. 1	Alt. 2	Alt. 3	Alt. 4	Alt. 6A	Alt. 5	Alt. 6 <u>b/</u>	Alt. 7	Alt. 6B	Alt. 8
				No Action	Engine Only	Class 8 Tractors	Engines & Classes 7-8 Tractors	15% below Preferred Alternative Stringency	Engines, Classes 7-8 Tractors, & Classes 2b-3	Engines, Tractors, & Classes 2b-8	Engines, Tractors, & Trucks, & Trailers	20% above Preferred Alternative Stringency	Accelerated Hybrid Adoption
Sacramento County, CA	PM ₁₀	Moderate	100	0.00	0.61	7.75	8.47	8.51	8.47	8.56	8.39	8.56	8.39
Sacramento Metro, CA	Ozone	Severe	25	0.00	1.08	13.77	15.05	15.11	15.04	15.21	14.91	15.21	14.91
Sacramento, CA	CO	Maintenance	100	0.00	0.65	8.26	9.03	9.07	9.03	9.13	8.95	9.13	8.95
Salem, OR	CO	Maintenance	100	0.00	0.05	0.70	0.76	0.77	0.76	0.77	0.76	0.77	0.76
Salt Lake City, UT	CO	Maintenance	100	0.00	-4.37	-4.00	-6.48	-5.40	-7.10	-7.88	-8.37	-8.12	-12.74
Salt Lake County, UT	PM ₁₀	Moderate	100	0.00	-3.81	3.08	1.27	2.38	0.64	-0.05	-0.70	-0.29	-5.06
Salt Lake County, UT	SO _x	Nonattainment	100	0.00	0.62	7.91	8.65	8.68	8.64	8.74	8.57	8.74	8.57
San Antonio, TX	Ozone	Former Subpart 1	50	0.00	0.87	11.03	12.06	12.11	12.05	12.19	11.95	12.19	11.95
San Bernardino County, CA	PM ₁₀	Moderate	100	0.00	0.13	1.68	1.83	1.84	1.83	1.85	1.82	1.85	1.82
San Diego, CA	CO	Maintenance	100	0.00	2.26	28.69	31.36	31.48	31.33	31.69	31.06	31.69	31.06
San Diego, CA	Ozone	Former Subpart 1	50	0.00	2.26	28.69	31.36	31.48	31.33	31.69	31.06	31.69	31.06
San Francisco Bay Area, CA	Ozone	Marginal	50	0.00	-34.96	-18.32	-37.44	-28.41	-42.53	-48.85	-53.23	-50.77	-89.30
San Francisco-Oakland-San Jose, CA	CO	Maintenance	100	0.00	-34.61	-13.96	-32.68	-23.63	-37.77	-44.03	-48.51	-45.95	-84.58
San Joaquin Valley, CA	Ozone	Extreme	10	0.00	5.93	79.13	86.34	86.75	86.22	87.14	85.37	87.12	85.05
San Joaquin Valley, CA	PM ₁₀	Maintenance	100	0.00	5.93	79.13	86.34	86.75	86.22	87.14	85.37	87.12	85.05
San Joaquin Valley, CA	PM _{2.5}	Nonattainment	100	0.00	5.93	79.13	86.34	86.75	86.22	87.14	85.37	87.12	85.05
San Manuel (Pinal County), AZ	SO _x	Maintenance	100	0.00	0.02	0.24	0.26	0.26	0.26	0.26	0.26	0.26	0.26
Sanders County (part);Thompson Falls and vicinity, MT	PM ₁₀	Moderate	100	0.00	0.00	0.01	0.01	0.01	0.01	0.01	0.01	0.01	0.01
Scranton-Wilkes Barre, PA	Ozone	Maintenance	100	0.00	0.45	5.77	6.31	6.33	6.30	6.37	6.25	6.37	6.25
Seattle-Tacoma, WA	CO	Maintenance	100	0.00	1.55	19.69	21.52	21.60	21.50	21.74	21.32	21.74	21.32
Sheboygan, WI	Ozone	Moderate	50	0.00	0.10	1.28	1.40	1.40	1.40	1.41	1.39	1.41	1.39
Sheridan, WY	PM ₁₀	Moderate	100	0.00	0.01	0.15	0.16	0.16	0.16	0.16	0.16	0.16	0.16
Shoshone County, ID	PM ₁₀	Moderate	100	0.00	0.00	0.00	0.00	0.00	0.00	0.00	0.00	0.00	0.00
Somerville, NJ	CO	Maintenance	100	0.00	0.00	0.05	0.06	0.06	0.06	0.06	0.06	0.06	0.06
South Bend-Elkhart, IN	Ozone	Maintenance	100	0.00	0.29	3.63	3.96	3.98	3.96	4.00	3.93	4.00	3.93
Southeast Chicago, IL	PM ₁₀	Maintenance	100	0.00	0.00	1.13	1.19	1.22	1.17	1.17	1.13	1.16	1.03
Spokane County, WA	PM ₁₀	Maintenance	100	0.00	0.15	1.94	2.12	2.13	2.12	2.15	2.10	2.15	2.10
Spokane, WA	CO	Maintenance	100	0.00	0.15	1.92	2.10	2.11	2.10	2.12	2.08	2.12	2.08
Springfield (western MA), MA	Ozone	Moderate	50	0.00	0.47	6.02	6.58	6.60	6.57	6.65	6.52	6.65	6.52
Springfield, MA	CO	Maintenance	100	0.00	0.07	0.92	1.01	1.01	1.01	1.02	1.00	1.02	1.00
St Louis, MO	CO	Maintenance	100	0.00	0.53	7.22	7.87	7.91	7.86	7.94	7.78	7.94	7.74
St Louis, MO-IL	Ozone	Moderate	50	0.00	-69.19	-51.74	-90.39	-72.92	-100.26	-112.74	-120.90	-116.47	-191.00
St. Louis, MO-IL	PM _{2.5}	Nonattainment	100	0.00	-69.21	-51.91	-90.58	-73.11	-100.45	-112.93	-121.08	-116.66	-191.18
State College, PA	Ozone	Maintenance	100	0.00	0.16	2.03	2.22	2.23	2.21	2.24	2.20	2.24	2.20
Steamboat Springs, CO	PM ₁₀	Maintenance	100	0.00	0.01	0.14	0.15	0.15	0.15	0.15	0.15	0.15	0.15
Steubenville & Mingo Junction, OH	SO _x	Maintenance	100	0.00	0.02	0.32	0.34	0.35	0.34	0.35	0.34	0.35	0.34
Steubenville-Weirton, OH-WV	Ozone	Maintenance	100	0.00	-0.03	1.08	1.12	1.16	1.11	1.10	1.06	1.09	0.94
Steubenville-Weirton, OH-WV	PM _{2.5}	Nonattainment	100	0.00	-0.03	1.08	1.12	1.16	1.11	1.10	1.06	1.09	0.94
Stockton, CA	CO	Maintenance	100	0.00	0.20	2.58	2.82	2.83	2.82	2.85	2.80	2.85	2.80
Sutter County (Sutter Buttes), CA	Ozone	Former Subpart 1	50	0.00	0.00	0.00	0.00	0.00	0.00	0.00	0.00	0.00	0.00
Syracuse, NY	CO	Maintenance	100	0.00	0.15	1.89	2.06	2.07	2.06	2.08	2.04	2.08	2.04
Telluride, CO	PM ₁₀	Maintenance	100	0.00	0.00	0.01	0.02	0.02	0.02	0.02	0.02	0.02	0.02
Terre Haute, IN	Ozone	Maintenance	100	0.00	0.08	0.95	1.04	1.05	1.04	1.05	1.03	1.05	1.03

Table D1-27
Emission Changes ^{a/} by Nonattainment Area with Alternative Standards for HD Vehicles
Fine Particulate Matter (PM_{2.5}) 2050

Nonattainment Area	Pollutant	Status ^{c/}	General Conformity Threshold ^{d/}	Emissions Changes for Proposed Alternatives (tons/year)										
				Alt. 1	Alt. 2	Alt. 3	Alt. 4	Alt. 6A	Alt. 5	Alt. 6 ^{b/}	Alt. 7	Alt. 6B	Alt. 8	
				No Action	Engine Only	Class 8 Tractors	Engines & Classes 7-8 Tractors	15% below Preferred Alternative Stringency	Engines, Classes 7-8 Tractors, & Classes 2b-3	Engines, Tractors, & Classes 2b-8	Engines, Tractors, & Trailers	20% above Preferred Alternative Stringency	Accelerated Hybrid Adoption	
Tioga County, PA	Ozone	Maintenance	100	0.00	0.03	0.43	0.47	0.47	0.47	0.47	0.47	0.46	0.47	0.46
Toledo, OH	Ozone	Maintenance	100	0.00	-16.47	-13.66	-22.93	-18.81	-25.26	-28.23	-30.13	-29.11	-46.71	
Toms River, NJ	CO	Maintenance	100	0.00	0.02	0.23	0.25	0.25	0.25	0.25	0.25	0.25	0.25	
Tooele County, UT	SO _x	Nonattainment	100	0.00	0.05	0.66	0.73	0.73	0.72	0.73	0.72	0.73	0.72	
Trenton, NJ	CO	Maintenance	100	0.00	0.05	0.58	0.63	0.64	0.63	0.64	0.63	0.64	0.63	
Trona, CA	PM ₁₀	Moderate	100	0.00	0.00	0.01	0.01	0.01	0.01	0.02	0.01	0.02	0.01	
Tucson, AZ	CO	Maintenance	100	0.00	0.38	4.78	5.23	5.24	5.22	5.28	5.18	5.28	5.18	
Utah County, UT	PM ₁₀	Moderate	100	0.00	0.15	1.89	2.07	2.08	2.07	2.09	2.05	2.09	2.05	
Vancouver, WA	CO	Maintenance	100	0.00	0.17	2.21	2.42	2.43	2.42	2.44	2.40	2.44	2.40	
Ventura County, CA	Ozone	Serious	50	0.00	0.21	2.96	3.23	3.25	3.22	3.26	3.19	3.26	3.17	
Vermillion County, IN	PM ₁₀	Maintenance	100	0.00	0.01	0.08	0.09	0.09	0.08	0.09	0.08	0.09	0.08	
Vigo County, IN	SO _x	Maintenance	100	0.00	0.08	0.95	1.04	1.05	1.04	1.05	1.03	1.05	1.03	
Wallula, WA	PM ₁₀	Maintenance	100	0.00	0.00	0.00	0.00	0.00	0.00	0.00	0.00	0.00	0.00	
Waltham, MA	CO	Maintenance	100	0.00	0.02	0.29	0.31	0.31	0.31	0.32	0.31	0.32	0.31	
Warren County, NJ	SO _x	Maintenance	100	0.00	0.02	0.30	0.33	0.33	0.33	0.33	0.32	0.33	0.32	
Warren County, PA	SO _x	Nonattainment	100	0.00	-0.01	0.08	0.08	0.08	0.08	0.07	0.07	0.07	0.06	
Washington County (Hagerstown), MD	Ozone	Former Subpart 1	50	0.00	0.07	0.95	1.03	1.04	1.03	1.04	1.02	1.04	1.02	
Washington, DC-MD-VA	CO	Maintenance	100	0.00	3.12	39.65	43.35	43.51	43.31	43.80	42.93	43.80	42.93	
Washington, DC-MD-VA	Ozone	Moderate	50	0.00	3.12	39.65	43.35	43.51	43.31	43.80	42.93	43.80	42.93	
Washington, DC-MD-VA	PM _{2.5}	Nonattainment	100	0.00	3.12	39.65	43.35	43.51	43.31	43.80	42.93	43.80	42.93	
Washoe County, NV	PM ₁₀	Serious	70	0.00	0.07	0.89	0.97	0.97	0.97	0.98	0.96	0.98	0.96	
Waterford Township (Washington County), OH	SO _x	Maintenance	100	0.00	0.00	0.05	0.05	0.05	0.05	0.05	0.05	0.05	0.05	
Wayne County, IN	SO _x	Maintenance	100	0.00	0.05	0.63	0.69	0.70	0.69	0.70	0.69	0.70	0.69	
Wayne County, MI	PM ₁₀	Maintenance	100	0.00	-8.68	-8.45	-13.40	-11.26	-14.61	-16.17	-17.13	-16.63	-25.76	
Weirton, WV	PM ₁₀	Maintenance	100	0.00	0.01	0.09	0.10	0.10	0.10	0.10	0.10	0.10	0.10	
Weirton, WV	SO _x	Maintenance	100	0.00	0.01	0.09	0.10	0.10	0.10	0.10	0.10	0.10	0.10	
Wheeling, WV-OH	Ozone	Maintenance	100	0.00	0.23	2.94	3.21	3.22	3.21	3.24	3.18	3.24	3.18	
Wheeling, WV-OH	PM _{2.5}	Nonattainment	100	0.00	0.23	2.94	3.21	3.22	3.21	3.24	3.18	3.24	3.18	
Winston-Salem, NC	CO	Maintenance	100	0.00	0.21	2.72	2.98	2.99	2.97	3.01	2.95	3.01	2.95	
Worcester, MA	CO	Maintenance	100	0.00	0.12	1.47	1.61	1.61	1.61	1.62	1.59	1.62	1.59	
Yakima County, WA	PM ₁₀	Maintenance	100	0.00	0.05	0.59	0.64	0.64	0.64	0.65	0.64	0.65	0.64	
Yakima, WA	CO	Maintenance	100	0.00	0.02	0.28	0.30	0.30	0.30	0.31	0.30	0.31	0.30	
York, PA	Ozone	Maintenance	100	0.00	0.43	5.44	5.94	5.97	5.94	6.00	5.89	6.00	5.89	
York, PA	PM _{2.5}	Nonattainment	100	0.00	0.43	5.44	5.94	5.97	5.94	6.00	5.89	6.00	5.89	
Youngstown-Warren-Sharon, OH-PA	Ozone	Maintenance	100	0.00	0.45	5.76	6.29	6.32	6.29	6.36	6.23	6.36	6.23	
Yuma, AZ	PM ₁₀	Moderate	100	0.00	0.11	1.36	1.49	1.49	1.49	1.50	1.47	1.50	1.47	

^{a/} Negative emissions changes indicate reductions; positive emissions changes are increases. Values of less than 0.005 tons/year are rounded to zero.

^{b/} Preferred Alternative

^{c/} Pollutants for which the area is designated nonattainment or maintenance as of 2010. Source: 40 CFR 81.

^{d/} Emissions thresholds in tons/year of: CO in CO maintenance and nonattainment areas; VOC or NO_x in ozone maintenance and nonattainment areas; primary PM_{2.5} in PM_{2.5} maintenance and nonattainment areas; primary PM₁₀ in PM₁₀ maintenance and nonattainment areas; and SO₂ in SO₂ maintenance and nonattainment areas. Source: 40 CFR § 93.153. These thresholds are provided for information only; a general conformity determination is not required for the proposed actions. (See section 3.3.1.)

Source: EPA (U.S. Environmental Protection Agency). 2010. The Green Book Nonattainment Areas. Washington, District of Columbia. Last Revised: June 16, 2010. U.S. Environmental Protection Agency. Available: <http://www.epa.gov/oaqps001/greenbk/>. Accessed: August 6, 2010.

Table D1-28 Emission Changes <u>a/</u> by Nonattainment Area with Alternative Standards for HD Vehicles Sulfur Dioxide (SO ₂) 2018														
Nonattainment Area	Pollutant	Status <u>c/</u>	General Conformity Threshold <u>d/</u>	Emissions Changes for Proposed Alternatives (tons/year)										
				Alt. 1	Alt. 2	Alt. 3	Alt. 4	Alt. 6A	Alt. 5	Alt. 6 <u>b/</u>	Alt. 7	Alt. 6B	Alt. 8	
				No Action	Engine Only	Class 8 Tractors	Engines & Classes 7-8 Tractors	15% below Preferred Alternative Stringency	Engines, Classes 7-8 Tractors, & Classes 2b-3	Engines, Tractors, & Classes 2b-8	Engines, Tractors, & Truck, & Trailers	20% above Preferred Alternative Stringency	Accelerated Hybrid Adoption	
Addison Township (Gallia County), OH	SO _x	Maintenance	100	0.00	0.00	0.00	0.00	0.00	0.00	0.00	0.00	0.00	0.00	0.00
Ajo (Pima County), AZ	PM ₁₀	Moderate	100	0.00	0.00	0.00	0.00	0.00	0.00	0.00	0.00	0.00	0.00	-0.01
Ajo (Pima County), AZ	SO _x	Maintenance	100	0.00	0.00	0.00	0.00	0.00	0.00	0.00	0.00	0.00	0.00	-0.01
Albany-Schenectady-Troy, NY	Ozone	Former Subpart 1	50	0.00	-0.27	-0.41	-0.56	-0.56	-0.58	-0.62	-0.67	-0.72	-0.82	-0.82
Albuquerque, NM	CO	Maintenance	100	0.00	-0.12	-0.19	-0.26	-0.26	-0.27	-0.29	-0.31	-0.33	-0.38	-0.38
Allegan County, MI	Ozone	Former Subpart 1	50	0.00	-0.03	-0.05	-0.06	-0.06	-0.06	-0.07	-0.07	-0.08	-0.09	-0.09
Allentown-Bethlehem-Easton, PA	Ozone	Maintenance	100	0.00	-0.12	-0.19	-0.26	-0.26	-0.27	-0.29	-0.31	-0.34	-0.38	-0.38
Altoona, PA	Ozone	Maintenance	100	0.00	-0.02	-0.04	-0.05	-0.05	-0.05	-0.06	-0.06	-0.07	-0.08	-0.08
Amador and Calaveras Counties (Central Mountain), CA	Ozone	Former Subpart 1	50	0.00	-0.03	-0.05	-0.07	-0.07	-0.07	-0.07	-0.08	-0.08	-0.10	-0.10
Anchorage, AK	CO	Maintenance	100	0.00	-0.03	-0.04	-0.06	-0.06	-0.06	-0.07	-0.07	-0.08	-0.09	-0.09
Anthony, NM	PM ₁₀	Moderate	100	0.00	0.00	0.00	0.00	0.00	0.00	0.00	0.00	0.00	0.00	0.00
Armstrong County, PA	SO _x	Nonattainment	100	0.00	0.00	0.00	0.00	0.00	0.00	0.00	0.00	0.00	0.00	0.00
Aspen, CO	PM ₁₀	Maintenance	100	0.00	0.00	0.00	0.00	0.00	0.00	0.00	0.00	0.00	0.00	0.00
Atlanta, GA	Ozone	Moderate	50	0.00	-2.73	-4.18	-5.78	-5.71	-5.96	-6.36	-6.87	-7.41	-8.45	-8.45
Atlanta, GA	PM _{2.5}	Nonattainment	100	0.00	-2.73	-4.18	-5.78	-5.71	-5.96	-6.36	-6.87	-7.41	-8.45	-8.45
Atlantic City, NJ	CO	Maintenance	100	0.00	-0.01	-0.02	-0.02	-0.02	-0.02	-0.03	-0.03	-0.03	-0.03	-0.03
Bakersfield, CA	CO	Maintenance	100	0.00	-1.45	-2.21	-3.01	-2.96	-3.07	-3.29	-3.59	-3.86	-4.33	-4.33
Baltimore, MD	CO	Maintenance	100	0.00	-1.23	-1.88	-2.61	-2.57	-2.69	-2.87	-3.10	-3.34	-3.81	-3.81
Baltimore, MD	Ozone	Moderate	50	0.00	-1.23	-1.88	-2.61	-2.57	-2.69	-2.87	-3.10	-3.34	-3.81	-3.81
Baltimore, MD	PM _{2.5}	Nonattainment	100	0.00	-1.23	-1.88	-2.61	-2.57	-2.69	-2.87	-3.10	-3.34	-3.81	-3.81
Baton Rouge, LA	Ozone	Moderate	50	0.00	-14.85	-22.57	-30.70	-30.16	-31.29	-33.60	-36.60	-39.39	-44.17	-44.17
Beaumont-Port Arthur, TX	Ozone	Moderate	50	0.00	-99.98	-151.93	-206.70	-203.01	-210.62	-226.20	-246.41	-265.15	-297.31	-297.31
Benton County, TN	SO _x	Maintenance	100	0.00	0.00	0.00	0.00	0.00	0.00	0.00	0.00	0.00	0.00	0.00
Benton Harbor, MI	Ozone	Maintenance	100	0.00	-0.04	-0.06	-0.08	-0.08	-0.09	-0.09	-0.10	-0.11	-0.12	-0.12
Benzie County, MI	Ozone	Maintenance	100	0.00	0.00	-0.01	-0.01	-0.01	-0.01	-0.01	-0.01	-0.01	-0.01	-0.01
Berkeley and Jefferson Counties, WV	Ozone	Maintenance	100	0.00	-0.03	-0.05	-0.06	-0.06	-0.07	-0.07	-0.08	-0.08	-0.09	-0.09
Billings, MT	CO	Maintenance	100	0.00	-29.04	-44.13	-60.04	-58.97	-61.18	-65.71	-71.58	-77.02	-86.36	-86.36
Birmingham, AL	Ozone	Maintenance	100	0.00	-0.44	-0.68	-0.94	-0.92	-0.96	-1.03	-1.11	-1.20	-1.37	-1.37
Birmingham, AL	PM _{2.5}	Nonattainment	100	0.00	-0.44	-0.68	-0.94	-0.92	-0.96	-1.03	-1.11	-1.20	-1.37	-1.37
Boise-Northern Ada County, ID	CO	Maintenance	100	0.00	-0.13	-0.20	-0.28	-0.28	-0.29	-0.31	-0.33	-0.36	-0.41	-0.41
Boise-Northern Ada County, ID	PM ₁₀	Maintenance	100	0.00	-0.13	-0.20	-0.28	-0.28	-0.29	-0.31	-0.33	-0.36	-0.41	-0.41
Bonner County (Sandpoint), ID	PM ₁₀	Moderate	100	0.00	0.00	-0.01	-0.01	-0.01	-0.01	-0.01	-0.01	-0.01	-0.01	-0.01
Boston, MA	CO	Maintenance	100	0.00	-0.18	-0.27	-0.38	-0.37	-0.39	-0.42	-0.45	-0.49	-0.55	-0.55
Boston-Lawrence-Worcester (eastern MA), MA	Ozone	Moderate	50	0.00	-1.06	-1.62	-2.25	-2.22	-2.32	-2.47	-2.67	-2.88	-3.29	-3.29
Boston-Manchester-Portsmouth (southeast NH), NH	Ozone	Moderate	50	0.00	-0.13	-0.20	-0.28	-0.28	-0.29	-0.31	-0.34	-0.36	-0.41	-0.41
Boyd County (part), KY	SO _x	Maintenance	100	0.00	0.00	0.00	0.00	0.00	0.00	0.00	-0.01	-0.01	-0.01	-0.01
Buffalo-Niagara Falls, NY	Ozone	Former Subpart 1	50	0.00	-0.24	-0.37	-0.51	-0.51	-0.53	-0.57	-0.61	-0.66	-0.75	-0.75
Burlington, NJ	CO	Maintenance	100	0.00	0.00	0.00	0.00	0.00	0.00	0.00	0.00	0.00	-0.01	-0.01
Butte, MT	PM ₁₀	Moderate	100	0.00	0.00	-0.01	-0.01	-0.01	-0.01	-0.01	-0.01	-0.01	-0.01	-0.01
Canon City, CO	PM ₁₀	Maintenance	100	0.00	0.00	-0.01	-0.01	-0.01	-0.01	-0.01	-0.01	-0.01	-0.01	-0.01
Canton-Massillon, OH	Ozone	Maintenance	100	0.00	-1.48	-2.25	-3.07	-3.01	-3.13	-3.36	-3.66	-3.93	-4.42	-4.42
Canton-Massillon, OH	PM _{2.5}	Nonattainment	100	0.00	-1.48	-2.25	-3.07	-3.01	-3.13	-3.36	-3.66	-3.93	-4.42	-4.42
Case County, MI	Ozone	Maintenance	100	0.00	-0.01	-0.01	-0.02	-0.02	-0.02	-0.02	-0.02	-0.03	-0.03	-0.03

Table D1-28 Emission Changes <u>a/</u> by Nonattainment Area with Alternative Standards for HD Vehicles Sulfur Dioxide (SO ₂) 2018														
Nonattainment Area	Pollutant	Status <u>c/</u>	General Conformity Threshold <u>d/</u>	Emissions Changes for Proposed Alternatives (tons/year)										
				Alt. 1	Alt. 2	Alt. 3	Alt. 4	Alt. 6A	Alt. 5	Alt. 6 <u>b/</u>	Alt. 7	Alt. 6B	Alt. 8	
				No Action	Engine Only	Class 8 Tractors	Engines & Classes 7-8 Tractors	15% below Preferred Alternative Stringency	Engines, Classes 7-8 Tractors, & Classes 2b-3	Engines, Tractors, & Classes 2b-8	Engines, Tractors, & Truck, & Trailers	20% above Preferred Alternative Stringency	Accelerated Hybrid Adoption	
Center Township (Morgan County), OH	SO _x	Maintenance	100	0.00	0.00	0.00	0.00	0.00	0.00	0.00	0.00	0.00	0.00	0.00
Central Steptoe Valley (White Pine County), NV	SO _x	Maintenance	100	0.00	0.00	0.00	0.00	0.00	0.00	0.00	0.00	0.00	0.00	0.00
Charleston, WV	Ozone	Maintenance	100	0.00	-0.12	-0.18	-0.25	-0.25	-0.25	-0.26	-0.28	-0.30	-0.32	-0.37
Charleston, WV	PM _{2.5}	Nonattainment	100	0.00	-0.12	-0.18	-0.25	-0.25	-0.25	-0.26	-0.28	-0.30	-0.32	-0.37
Charlotte, NC	CO	Maintenance	100	0.00	-0.15	-0.23	-0.32	-0.31	-0.33	-0.35	-0.38	-0.41	-0.46	-0.46
Charlotte-Gastonia-Rock Hill, NC-SC	Ozone	Moderate	50	0.00	-0.34	-0.51	-0.71	-0.70	-0.73	-0.78	-0.85	-0.91	-1.04	-1.04
Chattanooga, TN-GA-AL	PM _{2.5}	Nonattainment	100	0.00	-0.12	-0.18	-0.24	-0.24	-0.25	-0.27	-0.29	-0.31	-0.36	-0.36
Chattanooga, TN-GA	Ozone	Former Subpart 1	50	0.00	-0.10	-0.16	-0.22	-0.22	-0.23	-0.24	-0.26	-0.28	-0.32	-0.32
Chicago-Gary-Lake County, IL-IN	Ozone	Moderate	50	0.00	-135.82	-206.43	-280.94	-275.96	-286.35	-307.49	-334.90	-360.39	-404.25	-404.25
Chicago-Gary-Lake County, IL-IN	PM _{2.5}	Nonattainment	100	0.00	-135.82	-206.43	-280.94	-275.96	-286.35	-307.49	-334.90	-360.39	-404.25	-404.25
Chico, CA	CO	Maintenance	100	0.00	-0.07	-0.11	-0.15	-0.15	-0.15	-0.16	-0.18	-0.19	-0.22	-0.22
Chico, CA	Ozone	Former Subpart 1	50	0.00	-0.07	-0.11	-0.15	-0.15	-0.15	-0.16	-0.18	-0.19	-0.22	-0.22
Cincinnati-Hamilton, OH-KY-IN	Ozone	Former Subpart 1	50	0.00	-0.81	-1.24	-1.71	-1.69	-1.76	-1.88	-2.04	-2.19	-2.50	-2.50
Cincinnati-Hamilton, OH-KY-IN	PM _{2.5}	Nonattainment	100	0.00	-0.81	-1.24	-1.71	-1.69	-1.76	-1.88	-2.04	-2.19	-2.50	-2.50
Clairton & 4 Boroughs, PA	PM ₁₀	Maintenance	100	0.00	0.00	0.00	-0.01	-0.01	-0.01	-0.01	-0.01	-0.01	-0.01	-0.01
Clark County, NV	PM ₁₀	Serious	70	0.00	-0.30	-0.46	-0.63	-0.62	-0.65	-0.69	-0.75	-0.81	-0.92	-0.92
Clarksville-Hopkinsville, TN-KY	Ozone	Maintenance	100	0.00	-0.05	-0.08	-0.11	-0.11	-0.12	-0.12	-0.13	-0.14	-0.16	-0.16
Clearfield and Indiana Counties, PA	Ozone	Maintenance	100	0.00	-0.05	-0.08	-0.11	-0.10	-0.11	-0.12	-0.13	-0.14	-0.15	-0.15
Cleveland, OH	CO	Maintenance	100	0.00	-0.20	-0.31	-0.43	-0.42	-0.44	-0.47	-0.51	-0.55	-0.63	-0.63
Cleveland-Akron-Lorain, OH	Ozone	Maintenance	100	0.00	-1.05	-1.60	-2.21	-2.19	-2.28	-2.44	-2.63	-2.84	-3.24	-3.24
Cleveland-Akron-Lorain, OH	PM _{2.5}	Nonattainment	100	0.00	-1.05	-1.60	-2.21	-2.19	-2.28	-2.44	-2.63	-2.84	-3.24	-3.24
Coachella Valley, CA	PM ₁₀	Serious	70	0.00	-0.12	-0.19	-0.26	-0.26	-0.27	-0.29	-0.31	-0.34	-0.38	-0.38
Colbert County, AL	SO _x	Maintenance	100	0.00	-0.01	-0.02	-0.03	-0.03	-0.03	-0.03	-0.03	-0.04	-0.04	-0.04
Colorado Springs, CO	CO	Maintenance	100	0.00	-0.12	-0.18	-0.25	-0.25	-0.26	-0.28	-0.30	-0.32	-0.37	-0.37
Columbia Falls, MT	PM ₁₀	Moderate	100	0.00	0.00	0.00	0.00	0.00	0.00	0.00	0.00	0.00	0.00	0.00
Columbia, SC	Ozone	Former Subpart 1	50	0.00	-0.14	-0.21	-0.29	-0.28	-0.30	-0.32	-0.34	-0.37	-0.42	-0.42
Columbus, OH	Ozone	Maintenance	100	0.00	-0.66	-1.01	-1.39	-1.37	-1.43	-1.53	-1.66	-1.78	-2.04	-2.04
Columbus, OH	PM _{2.5}	Nonattainment	100	0.00	-0.66	-1.01	-1.39	-1.37	-1.43	-1.53	-1.66	-1.78	-2.04	-2.04
Conewango Township (Warren County), PA	SO _x	Maintenance	100	0.00	0.00	0.00	0.00	0.00	0.00	0.00	0.00	0.00	0.00	0.00
Coso Junction, CA	PM ₁₀	Moderate	100	0.00	0.00	0.00	0.00	0.00	0.00	0.00	0.00	0.00	0.00	0.00
Cuyahoga County, OH	PM ₁₀	Maintenance	100	0.00	-0.37	-0.56	-0.78	-0.77	-0.80	-0.86	-0.93	-1.00	-1.14	-1.14
Cuyahoga County, OH	SO _x	Maintenance	100	0.00	-0.37	-0.56	-0.78	-0.77	-0.80	-0.86	-0.93	-1.00	-1.14	-1.14
Dallas-Fort Worth, TX	Ozone	Moderate	50	0.00	-1.40	-2.15	-2.97	-2.93	-3.06	-3.27	-3.53	-3.81	-4.34	-4.34
Dayton-Springfield, OH	Ozone	Maintenance	100	0.00	-0.34	-0.51	-0.71	-0.70	-0.73	-0.78	-0.84	-0.91	-1.04	-1.04
Dayton-Springfield, OH	PM _{2.5}	Nonattainment	100	0.00	-0.34	-0.51	-0.71	-0.70	-0.73	-0.78	-0.84	-0.91	-1.04	-1.04
Denver Metro, CO	PM ₁₀	Maintenance	100	0.00	-15.43	-23.45	-31.92	-31.36	-32.54	-34.94	-38.05	-40.95	-45.95	-45.95
Denver-Boulder, CO	CO	Maintenance	100	0.00	-15.40	-23.41	-31.87	-31.31	-32.49	-34.88	-37.99	-40.88	-45.87	-45.87
Denver-Boulder-Greeley-Fort Collins-Loveland, CO	Ozone	Former Subpart 1	50	0.00	-15.55	-23.64	-32.19	-31.62	-32.82	-35.23	-38.37	-41.29	-46.33	-46.33
Detroit, MI	CO	Maintenance	100	0.00	-4.05	-6.16	-8.40	-8.25	-8.57	-9.19	-10.01	-10.77	-12.10	-12.10
Detroit-Ann Arbor, MI	Ozone	Maintenance	100	0.00	-5.83	-8.88	-12.14	-11.95	-12.42	-13.31	-14.46	-15.57	-17.56	-17.56
Detroit-Ann Arbor, MI	PM _{2.5}	Nonattainment	100	0.00	-5.83	-8.88	-12.14	-11.95	-12.42	-13.31	-14.46	-15.57	-17.56	-17.56
Door County, WI	Ozone	Former Subpart 1	50	0.00	-0.01	-0.01	-0.02	-0.02	-0.02	-0.02	-0.02	-0.02	-0.02	-0.02
Douglas (Cochise County), AZ	PM ₁₀	Moderate	100	0.00	-0.01	-0.02	-0.03	-0.03	-0.03	-0.03	-0.03	-0.04	-0.04	-0.04

Table D1-28 Emission Changes <u>a/</u> by Nonattainment Area with Alternative Standards for HD Vehicles Sulfur Dioxide (SO ₂) 2018														
Nonattainment Area	Pollutant	Status <u>c/</u>	General Conformity Threshold <u>d/</u>	Emissions Changes for Proposed Alternatives (tons/year)										
				Alt. 1	Alt. 2	Alt. 3	Alt. 4	Alt. 6A	Alt. 5	Alt. 6 <u>b/</u>	Alt. 7	Alt. 6B	Alt. 8	
				No Action	Engine Only	Class 8 Tractors	Engines & Classes 7-8 Tractors	15% below Preferred Alternative Stringency	Engines, Classes 7-8 Tractors, & Classes 2b-3	Engines, Tractors, & Classes 2b-8	Engines, Tractors, & Truck, & Trailers	20% above Preferred Alternative Stringency	Accelerated Hybrid Adoption	
Douglas (Cochise County), AZ	SO _x	Maintenance	100	0.00	-0.01	-0.02	-0.03	-0.03	-0.03	-0.03	-0.03	-0.03	-0.04	-0.04
Duluth, MN	CO	Maintenance	100	0.00	-0.02	-0.03	-0.04	-0.04	-0.04	-0.04	-0.04	-0.04	-0.05	-0.05
Eagle River, AK	PM ₁₀	Moderate	100	0.00	0.00	0.00	0.00	0.00	0.00	0.00	0.00	0.00	0.00	-0.01
East Chicago, IN	CO	Maintenance	100	0.00	-0.04	-0.07	-0.09	-0.09	-0.09	-0.10	-0.10	-0.11	-0.12	-0.14
East Chicago, IN	PM ₁₀	Maintenance	100	0.00	-34.45	-52.35	-71.22	-69.95	-72.58	-77.94	-84.91	-91.36	-102.45	-102.45
East Helena Area (Lewis and Clark County), MT	SO _x	Nonattainment	100	0.00	0.00	0.00	0.00	0.00	0.00	0.00	0.00	0.00	0.00	0.00
El Paso County, TX	PM ₁₀	Moderate	100	0.00	-4.05	-6.16	-8.38	-8.23	-8.54	-9.17	-9.99	-10.75	-12.06	-12.06
El Paso, TX	CO	Maintenance	100	0.00	-0.01	-0.01	-0.01	-0.01	-0.01	-0.02	-0.02	-0.02	-0.02	-0.02
Erie, PA	Ozone	Maintenance	100	0.00	-0.05	-0.07	-0.10	-0.10	-0.11	-0.11	-0.12	-0.13	-0.15	-0.15
Essex County (Whiteface Mountain), NY	Ozone	Former Subpart 1	50	0.00	0.00	0.00	0.00	0.00	0.00	0.00	0.00	0.00	0.00	0.00
Eugene-Springfield, OR	CO	Maintenance	100	0.00	-0.09	-0.14	-0.20	-0.19	-0.20	-0.22	-0.23	-0.25	-0.29	-0.29
Eugene-Springfield, OR	PM ₁₀	Moderate	100	0.00	-0.09	-0.14	-0.20	-0.19	-0.20	-0.22	-0.23	-0.25	-0.29	-0.29
Evansville, IN	Ozone	Maintenance	100	0.00	-0.12	-0.19	-0.26	-0.25	-0.27	-0.28	-0.31	-0.33	-0.38	-0.38
Evansville, IN	PM _{2.5}	Nonattainment	100	0.00	-0.12	-0.19	-0.26	-0.25	-0.27	-0.28	-0.31	-0.33	-0.38	-0.38
Fairbanks, AK	CO	Maintenance	100	0.00	0.00	-0.01	-0.01	-0.01	-0.01	-0.01	-0.01	-0.01	-0.01	-0.01
Fayetteville, NC	Ozone	Former Subpart 1	50	0.00	-0.06	-0.09	-0.13	-0.13	-0.13	-0.14	-0.15	-0.17	-0.19	-0.19
Flathead County; Whitefish and vicinity, MT	PM ₁₀	Moderate	100	0.00	0.00	0.00	0.00	0.00	0.00	0.00	0.00	0.00	0.00	0.00
Flint, MI	Ozone	Maintenance	100	0.00	-0.31	-0.48	-0.65	-0.64	-0.67	-0.72	-0.78	-0.84	-0.94	-0.94
Follansbee, WV	PM ₁₀	Maintenance	100	0.00	0.00	0.00	0.00	0.00	0.00	0.00	0.00	0.00	0.00	0.00
Fort Collins, CO	CO	Maintenance	100	0.00	-0.04	-0.05	-0.07	-0.07	-0.08	-0.08	-0.09	-0.10	-0.11	-0.11
Fort Hall Reservation, ID	PM ₁₀	Moderate	100	0.00	0.00	0.00	0.00	0.00	0.00	0.00	0.00	0.00	0.00	0.00
Fort Wayne, IN	Ozone	Maintenance	100	0.00	-0.08	-0.12	-0.16	-0.16	-0.17	-0.18	-0.19	-0.21	-0.24	-0.24
Franklin County, PA	Ozone	Maintenance	100	0.00	-0.03	-0.05	-0.07	-0.07	-0.07	-0.07	-0.08	-0.09	-0.10	-0.10
Franklin Township (Coshocton County), OH	SO _x	Maintenance	100	0.00	0.00	0.00	0.00	0.00	0.00	0.00	0.00	0.00	0.00	0.00
Frederick County, VA	Ozone	Former Subpart 1	50	0.00	-0.03	-0.04	-0.06	-0.06	-0.06	-0.06	-0.07	-0.07	-0.08	-0.08
Fredericksburg, VA	Ozone	Maintenance	100	0.00	-0.08	-0.13	-0.17	-0.17	-0.18	-0.19	-0.21	-0.22	-0.26	-0.26
Freehold, NJ	CO	Maintenance	100	0.00	0.00	-0.01	-0.01	-0.01	-0.01	-0.01	-0.01	-0.01	-0.01	-0.01
Fresno, CA	CO	Maintenance	100	0.00	-0.12	-0.18	-0.25	-0.25	-0.26	-0.28	-0.30	-0.32	-0.37	-0.37
Grand Rapids, MI	Ozone	Maintenance	100	0.00	-0.17	-0.25	-0.35	-0.35	-0.36	-0.39	-0.42	-0.45	-0.51	-0.51
Granite City, Nameoki Townships, IL	PM ₁₀	Maintenance	100	0.00	-0.01	-0.01	-0.02	-0.02	-0.02	-0.02	-0.02	-0.02	-0.03	-0.03
Grant County, NM	SO _x	Maintenance	100	0.00	0.00	0.00	0.00	0.00	0.00	0.00	0.00	0.00	0.00	0.00
Grants Pass, OR	CO	Maintenance	100	0.00	-0.01	-0.01	-0.01	-0.01	-0.01	-0.02	-0.02	-0.02	-0.02	-0.02
Grants Pass, OR	PM ₁₀	Maintenance	100	0.00	-0.01	-0.01	-0.01	-0.01	-0.01	-0.02	-0.02	-0.02	-0.02	-0.02
Great Falls, MT	CO	Maintenance	100	0.00	0.00	-0.01	-0.01	-0.01	-0.01	-0.01	-0.01	-0.01	-0.01	-0.01
Greater Connecticut, CT	Ozone	Moderate	50	0.00	-0.35	-0.53	-0.73	-0.73	-0.76	-0.81	-0.87	-0.94	-1.07	-1.07
Greeley, CO	CO	Maintenance	100	0.00	-0.03	-0.04	-0.05	-0.05	-0.05	-0.06	-0.06	-0.07	-0.08	-0.08
Green Bay, WI	SO _x	Maintenance	100	0.00	-0.03	-0.04	-0.05	-0.05	-0.06	-0.06	-0.06	-0.07	-0.08	-0.08
Greene County, IN	Ozone	Maintenance	100	0.00	-0.01	-0.02	-0.02	-0.02	-0.02	-0.02	-0.03	-0.03	-0.03	-0.03
Greene County, PA	Ozone	Maintenance	100	0.00	-0.01	-0.01	-0.02	-0.02	-0.02	-0.02	-0.02	-0.03	-0.03	-0.03
Greensboro-Winston Salem-High Point, NC	Ozone	Marginal	50	0.00	-0.51	-0.78	-1.08	-1.06	-1.11	-1.19	-1.28	-1.38	-1.58	-1.58
Greensboro-Winston salem-High Point, NC	PM _{2.5}	Nonattainment	100	0.00	-0.51	-0.78	-1.08	-1.06	-1.11	-1.19	-1.28	-1.38	-1.58	-1.58
Greenville-Spartanburg-Anderson, SC	Ozone	Former Subpart 1	50	0.00	-0.19	-0.29	-0.40	-0.40	-0.41	-0.44	-0.48	-0.52	-0.59	-0.59
Groveland Township (Tazewell County), IL	SO _x	Maintenance	100	0.00	0.00	-0.01	-0.01	-0.01	-0.01	-0.01	-0.01	-0.01	-0.01	-0.01

Table D1-28 Emission Changes <u>a/</u> by Nonattainment Area with Alternative Standards for HD Vehicles Sulfur Dioxide (SO ₂) 2018														
Nonattainment Area	Pollutant	Status <u>c/</u>	General Conformity Threshold <u>d/</u>	Emissions Changes for Proposed Alternatives (tons/year)										
				Alt. 1	Alt. 2	Alt. 3	Alt. 4	Alt. 6A	Alt. 5	Alt. 6 <u>b/</u>	Alt. 7	Alt. 6B	Alt. 8	
				No Action	Engine Only	Class 8 Tractors	Engines & Classes 7-8 Tractors	15% below Preferred Alternative Stringency	Engines, Classes 7-8 Tractors, & Classes 2b-3	Engines, Tractors, & Classes 2b-8	Engines, Tractors, & Truck, & Trailers	20% above Preferred Alternative Stringency	Accelerated Hybrid Adoption	
Hancock-Knox-Lincoln-Waldo Counties, ME	Ozone	Maintenance	100	0.00	-0.02	-0.04	-0.05	-0.05	-0.05	-0.05	-0.06	-0.06	-0.06	-0.07
Harrisburg-Lebanon-Carlisle, PA	Ozone	Maintenance	100	0.00	-0.34	-0.52	-0.71	-0.71	-0.71	-0.74	-0.79	-0.85	-0.92	-1.05
Harrisburg-Lebanon-Carlisle, PA	PM _{2.5}	Nonattainment	100	0.00	-0.34	-0.52	-0.71	-0.71	-0.71	-0.74	-0.79	-0.85	-0.92	-1.05
Hartford-New Britain-Middletown, CT	CO	Maintenance	100	0.00	-0.23	-0.35	-0.48	-0.47	-0.47	-0.49	-0.53	-0.57	-0.61	-0.70
Hayden (Pinal County), AZ	SO _x	Nonattainment	100	0.00	0.00	0.00	0.00	0.00	0.00	0.00	0.00	-0.01	-0.01	-0.01
Hayden/Miami, AZ	PM ₁₀	Moderate	100	0.00	-0.01	-0.01	-0.02	-0.02	-0.02	-0.02	-0.02	-0.02	-0.02	-0.02
Haywood and Swain Counties (Great Smoky Mountain NP), NC	Ozone	Maintenance	100	0.00	0.00	0.00	0.00	0.00	0.00	0.00	0.00	0.00	0.00	0.00
Hazelwood, PA	SO _x	Maintenance	100	0.00	-0.01	-0.01	-0.02	-0.02	-0.02	-0.02	-0.02	-0.02	-0.02	-0.03
Hickory, NC	PM _{2.5}	Nonattainment	100	0.00	-0.04	-0.06	-0.08	-0.08	-0.08	-0.08	-0.09	-0.10	-0.10	-0.12
Hickory-Morgantown-Lenoir, NC	Ozone	Former Subpart 1	50	0.00	-0.06	-0.09	-0.13	-0.13	-0.13	-0.14	-0.14	-0.16	-0.17	-0.19
Hollis Township, IL	SO _x	Maintenance	100	0.00	0.00	0.00	0.00	0.00	0.00	0.00	0.00	0.00	0.00	0.00
Houston-Galveston-Brazoria, TX	Ozone	Severe	25	0.00	-61.37	-93.28	-126.94	-124.68	-124.68	-129.38	-138.93	-151.32	-162.83	-182.64
Humphreys County, TN	SO _x	Maintenance	100	0.00	0.00	0.00	0.00	0.00	0.00	0.00	0.00	0.00	0.00	0.00
Huntington-Ashland, WV-KY-OH	PM _{2.5}	Nonattainment	100	0.00	-3.34	-5.08	-6.91	-6.79	-6.79	-7.05	-7.57	-8.24	-8.87	-9.95
Huntington-Ashland, WV-KY	Ozone	Maintenance	100	0.00	-3.31	-5.03	-6.85	-6.73	-6.73	-6.98	-7.50	-8.17	-8.79	-9.86
Huron County, MI	Ozone	Maintenance	100	0.00	-0.01	-0.01	-0.01	-0.01	-0.01	-0.01	-0.01	-0.02	-0.02	-0.02
Imperial County, CA	Ozone	Moderate	50	0.00	-0.04	-0.07	-0.09	-0.09	-0.09	-0.10	-0.10	-0.11	-0.12	-0.14
Imperial Valley, CA	PM ₁₀	Serious	70	0.00	-0.04	-0.07	-0.09	-0.09	-0.09	-0.09	-0.10	-0.11	-0.12	-0.13
Indian Wells, CA	PM ₁₀	Maintenance	100	0.00	-0.01	-0.01	-0.02	-0.02	-0.02	-0.02	-0.02	-0.02	-0.02	-0.02
Indianapolis, IN	CO	Maintenance	100	0.00	-0.74	-1.13	-1.56	-1.54	-1.54	-1.61	-1.72	-1.86	-2.00	-2.29
Indianapolis, IN	Ozone	Maintenance	100	0.00	-0.74	-1.13	-1.56	-1.54	-1.54	-1.61	-1.72	-1.86	-2.00	-2.29
Indianapolis, IN	PM _{2.5}	Nonattainment	100	0.00	-0.74	-1.13	-1.56	-1.54	-1.54	-1.61	-1.72	-1.86	-2.00	-2.29
Jackson County, IN	Ozone	Maintenance	100	0.00	-0.02	-0.03	-0.04	-0.04	-0.04	-0.04	-0.04	-0.04	-0.05	-0.05
Jamestown, NY	Ozone	Former Subpart 1	50	0.00	-0.03	-0.05	-0.07	-0.07	-0.07	-0.07	-0.08	-0.08	-0.09	-0.10
Jefferson County, NY	Ozone	Moderate	50	0.00	-0.03	-0.04	-0.05	-0.05	-0.05	-0.06	-0.06	-0.07	-0.07	-0.08
Jefferson County, OH	PM ₁₀	Maintenance	100	0.00	0.00	0.00	0.00	0.00	0.00	0.00	0.00	0.00	0.00	-0.01
Johnson City-Kingsport-Bristol, TN	Ozone	Former Subpart 1	50	0.00	-0.05	-0.07	-0.10	-0.10	-0.10	-0.10	-0.11	-0.12	-0.12	-0.14
Johnstown, PA	Ozone	Maintenance	100	0.00	-0.06	-0.09	-0.12	-0.12	-0.12	-0.13	-0.14	-0.15	-0.16	-0.18
Johnstown, PA	PM _{2.5}	Nonattainment	100	0.00	-0.06	-0.09	-0.12	-0.12	-0.12	-0.13	-0.14	-0.15	-0.16	-0.18
Juneau, AK	PM ₁₀	Moderate	100	0.00	0.00	0.00	0.00	0.00	0.00	0.00	0.00	-0.01	-0.01	-0.01
Kalamazoo-Battle Creek, MI	Ozone	Maintenance	100	0.00	-0.11	-0.16	-0.22	-0.22	-0.22	-0.23	-0.25	-0.27	-0.29	-0.33
Kalispell, MT	PM ₁₀	Moderate	100	0.00	-0.01	-0.01	-0.01	-0.01	-0.01	-0.01	-0.01	-0.01	-0.02	-0.02
Kent and Queen Annes Counties, MD	Ozone	Maintenance	100	0.00	-0.03	-0.04	-0.06	-0.06	-0.06	-0.06	-0.07	-0.07	-0.08	-0.09
Kent, WA	PM ₁₀	Maintenance	100	0.00	0.00	-0.01	-0.01	-0.01	-0.01	-0.01	-0.01	-0.01	-0.01	-0.02
Kern County (Eastern Kern), CA	Ozone	Former Subpart 1	50	0.00	-0.02	-0.03	-0.04	-0.04	-0.04	-0.04	-0.04	-0.04	-0.05	-0.05
Kewaunee County, WI	Ozone	Maintenance	100	0.00	-0.01	-0.01	-0.01	-0.01	-0.01	-0.01	-0.01	-0.01	-0.01	-0.02
King County, WA	PM ₁₀	Maintenance	100	0.00	0.00	0.00	0.00	0.00	0.00	0.00	0.00	-0.01	-0.01	-0.01
Klamath Falls, OR	CO	Maintenance	100	0.00	-0.02	-0.03	-0.04	-0.04	-0.04	-0.05	-0.05	-0.05	-0.06	-0.06
Klamath Falls, OR	PM ₁₀	Maintenance	100	0.00	-0.02	-0.03	-0.04	-0.04	-0.04	-0.05	-0.05	-0.05	-0.06	-0.06
Knoxville, TN	Ozone	Former Subpart 1	50	0.00	-0.43	-0.65	-0.91	-0.89	-0.89	-0.93	-1.00	-1.08	-1.16	-1.32
Knoxville, TN	PM _{2.5}	Nonattainment	100	0.00	-0.43	-0.65	-0.91	-0.89	-0.89	-0.93	-1.00	-1.08	-1.16	-1.32
La Porte County, IN	SO _x	Maintenance	100	0.00	-0.01	-0.01	-0.02	-0.02	-0.02	-0.02	-0.02	-0.02	-0.02	-0.02
LaGrande, OR	PM ₁₀	Maintenance	100	0.00	0.00	0.00	-0.01	-0.01	-0.01	-0.01	-0.01	-0.01	-0.01	-0.01

Table D1-28 Emission Changes <u>a/</u> by Nonattainment Area with Alternative Standards for HD Vehicles Sulfur Dioxide (SO ₂) 2018														
Nonattainment Area	Pollutant	Status <u>c/</u>	General Conformity Threshold <u>d/</u>	Emissions Changes for Proposed Alternatives (tons/year)										
				Alt. 1	Alt. 2	Alt. 3	Alt. 4	Alt. 6A	Alt. 5	Alt. 6 <u>b/</u>	Alt. 7	Alt. 6B	Alt. 8	
				No Action	Engine Only	Class 8 Tractors	Engines & Classes 7-8 Tractors	15% below Preferred Alternative Stringency	Engines, Classes 7-8 Tractors, & Classes 2b-3	Engines, Tractors, & Classes 2b-8	Engines, Tractors, & Truck, & Trailers	20% above Preferred Alternative Stringency	Accelerated Hybrid Adoption	
Lake County, IN	SO _x	Maintenance	100	0.00	-0.07	-0.10	-0.14	-0.14	-0.14	-0.14	-0.15	-0.16	-0.18	-0.20
Lake County, OH	SO _x	Maintenance	100	0.00	-0.01	-0.01	-0.02	-0.02	-0.02	-0.02	-0.02	-0.02	-0.02	-0.02
Lake County, OR	PM ₁₀	Maintenance	100	0.00	0.00	0.00	0.00	0.00	0.00	0.00	0.00	0.00	0.00	0.00
Lake Tahoe North Shore, CA	CO	Maintenance	100	0.00	-0.01	-0.01	-0.01	-0.01	-0.01	-0.01	-0.01	-0.01	-0.01	-0.02
Lake Tahoe South Shore, CA	CO	Maintenance	100	0.00	-0.01	-0.02	-0.02	-0.02	-0.02	-0.03	-0.03	-0.03	-0.03	-0.04
Lake Tahoe, NV	CO	Maintenance	100	0.00	0.00	-0.01	-0.01	-0.01	-0.01	-0.01	-0.01	-0.01	-0.01	-0.01
Lamar, CO	PM ₁₀	Maintenance	100	0.00	0.00	0.00	0.00	0.00	0.00	0.00	0.00	0.00	-0.01	-0.01
Lame Deer, MT	PM ₁₀	Moderate	100	0.00	0.00	0.00	0.00	0.00	0.00	0.00	0.00	0.00	0.00	0.00
Lancaster, PA	Ozone	Maintenance	100	0.00	-0.19	-0.29	-0.39	-0.39	-0.39	-0.41	-0.43	-0.47	-0.51	-0.58
Lancaster, PA	PM _{2.5}	Nonattainment	100	0.00	-0.19	-0.29	-0.39	-0.39	-0.39	-0.41	-0.43	-0.47	-0.51	-0.58
Lane County, OR	PM ₁₀	Moderate	100	0.00	0.00	0.00	0.00	0.00	0.00	0.00	0.00	0.00	0.00	0.00
Lansing-East Lansing, MI	Ozone	Maintenance	100	0.00	-0.10	-0.15	-0.21	-0.21	-0.21	-0.22	-0.23	-0.25	-0.27	-0.31
LaPorte, IN	Ozone	Maintenance	100	0.00	-0.02	-0.03	-0.04	-0.04	-0.04	-0.05	-0.05	-0.05	-0.06	-0.06
Las Vegas, NV	CO	Serious	100	0.00	-0.60	-0.92	-1.27	-1.25	-1.25	-1.31	-1.40	-1.51	-1.63	-1.86
Las Vegas, NV	Ozone	Former Subpart 1	50	0.00	-0.60	-0.92	-1.27	-1.25	-1.25	-1.31	-1.40	-1.51	-1.63	-1.86
Lauderdale County, AL	SO _x	Maintenance	100	0.00	-0.02	-0.03	-0.04	-0.04	-0.04	-0.04	-0.04	-0.05	-0.05	-0.06
Laurel Area (Yellowstone County), MT	SO _x	Nonattainment	100	0.00	0.00	0.00	0.00	0.00	0.00	0.00	0.00	0.00	0.00	0.00
Libby, MT	PM ₁₀	Moderate	100	0.00	0.00	0.00	0.00	0.00	0.00	0.00	-0.01	-0.01	-0.01	-0.01
Libby, MT	PM _{2.5}	Nonattainment	100	0.00	0.00	0.00	0.00	0.00	0.00	0.00	-0.01	-0.01	-0.01	-0.01
Liberty-Clairton, PA	PM _{2.5}	Nonattainment	100	0.00	0.00	0.00	-0.01	-0.01	-0.01	-0.01	-0.01	-0.01	-0.01	-0.01
Lima, OH	Ozone	Maintenance	100	0.00	-21.74	-33.03	-44.94	-44.13	-44.13	-45.79	-49.18	-53.57	-57.64	-64.63
Longmont, CO	CO	Maintenance	100	0.00	-0.02	-0.03	-0.04	-0.04	-0.04	-0.04	-0.04	-0.05	-0.05	-0.06
Lorain County, OH	SO _x	Maintenance	100	0.00	-0.01	-0.01	-0.02	-0.02	-0.02	-0.02	-0.02	-0.02	-0.03	-0.03
Los Angeles South Coast Air Basin, CA	CO	Maintenance	100	0.00	-61.85	-94.15	-128.62	-126.52	-126.52	-131.46	-140.97	-153.26	-164.99	-185.82
Los Angeles South Coast Air Basin, CA	NO _x	Maintenance	100	0.00	-61.85	-94.15	-128.62	-126.52	-126.52	-131.46	-140.97	-153.26	-164.99	-185.82
Los Angeles South Coast Air Basin, CA	Ozone	Extreme	10	0.00	-61.85	-94.15	-128.62	-126.52	-126.52	-131.46	-140.97	-153.26	-164.99	-185.82
Los Angeles South Coast Air Basin, CA	PM ₁₀	Serious	70	0.00	-61.85	-94.15	-128.62	-126.52	-126.52	-131.46	-140.97	-153.26	-164.99	-185.82
Los Angeles South Coast Air Basin, CA	PM _{2.5}	Nonattainment	100	0.00	-61.85	-94.15	-128.62	-126.52	-126.52	-131.46	-140.97	-153.26	-164.99	-185.82
Los Angeles-San Bernardino Counties (western Mohave), CA	Ozone	Moderate	50	0.00	-0.14	-0.21	-0.30	-0.29	-0.29	-0.31	-0.33	-0.35	-0.38	-0.43
Louisville, KY-IN	Ozone	Maintenance	100	0.00	-0.47	-0.72	-0.99	-0.98	-0.98	-1.02	-1.09	-1.18	-1.27	-1.45
Louisville, KY-IN	PM _{2.5}	Nonattainment	100	0.00	-0.47	-0.72	-0.99	-0.98	-0.98	-1.02	-1.09	-1.18	-1.27	-1.45
Lowell, MA	CO	Maintenance	100	0.00	-0.02	-0.04	-0.05	-0.05	-0.05	-0.05	-0.05	-0.06	-0.06	-0.07
Lucas County, OH	SO _x	Maintenance	100	0.00	-0.06	-0.10	-0.14	-0.13	-0.13	-0.14	-0.15	-0.16	-0.17	-0.20
Lyons Township, IL	PM ₁₀	Maintenance	100	0.00	-0.01	-0.02	-0.03	-0.03	-0.03	-0.03	-0.03	-0.03	-0.04	-0.04
Macon, GA	Ozone	Maintenance	100	0.00	-0.09	-0.14	-0.19	-0.19	-0.19	-0.20	-0.21	-0.23	-0.24	-0.28
Macon, GA	PM _{2.5}	Nonattainment	100	0.00	-0.09	-0.14	-0.19	-0.19	-0.19	-0.20	-0.21	-0.23	-0.24	-0.28
Madison and Page Counties (Shenandoah NP), VA	Ozone	Maintenance	100	0.00	0.00	0.00	0.00	0.00	0.00	0.00	0.00	0.00	0.00	0.00
Madison, WI	SO _x	Maintenance	100	0.00	-0.05	-0.07	-0.10	-0.10	-0.10	-0.11	-0.11	-0.12	-0.13	-0.15
Mammoth Lake, CA	PM ₁₀	Moderate	100	0.00	0.00	0.00	0.00	0.00	0.00	0.00	0.00	0.00	0.00	-0.01
Manchester, NH	CO	Maintenance	100	0.00	-0.02	-0.03	-0.04	-0.03	-0.03	-0.04	-0.04	-0.04	-0.05	-0.05
Manitowoc County, WI	Ozone	Former Subpart 1	50	0.00	-0.02	-0.03	-0.05	-0.04	-0.04	-0.05	-0.05	-0.05	-0.06	-0.07
Marion County, IN	SO _x	Maintenance	100	0.00	-0.07	-0.10	-0.14	-0.14	-0.14	-0.15	-0.16	-0.17	-0.18	-0.21
Mariposa and Tuolumne Counties (Southern Mountain), CA	Ozone	Former Subpart 1	50	0.00	-0.02	-0.03	-0.05	-0.05	-0.05	-0.05	-0.05	-0.06	-0.06	-0.07

Table D1-28 Emission Changes <u>a/</u> by Nonattainment Area with Alternative Standards for HD Vehicles Sulfur Dioxide (SO ₂) 2018														
Nonattainment Area	Pollutant	Status <u>c/</u>	General Conformity Threshold <u>d/</u>	Emissions Changes for Proposed Alternatives (tons/year)										
				Alt. 1	Alt. 2	Alt. 3	Alt. 4	Alt. 6A	Alt. 5	Alt. 6 <u>b/</u>	Alt. 7	Alt. 6B	Alt. 8	
				No Action	Engine Only	Class 8 Tractors	Engines & Classes 7-8 Tractors	15% below Preferred Alternative Stringency	Engines, Classes 7-8 Tractors, & Classes 2b-3	Engines, Tractors, & Classes 2b-8	Engines, Tractors, & Truck, & Trailers	20% above Preferred Alternative Stringency	Accelerated Hybrid Adoption	
Martinsburg, WV-Hagerstown, MD	PM _{2.5}	Nonattainment	100	0.00	-0.07	-0.10	-0.14	-0.14	-0.14	-0.14	-0.15	-0.17	-0.18	-0.21
Mason County, MI	Ozone	Maintenance	100	0.00	-0.01	-0.01	-0.01	-0.01	-0.01	-0.01	-0.01	-0.01	-0.01	-0.02
Medford, OR	CO	Maintenance	100	0.00	-0.02	-0.02	-0.03	-0.03	-0.03	-0.03	-0.04	-0.04	-0.04	-0.05
Medford-Ashland, OR	PM ₁₀	Maintenance	100	0.00	-0.04	-0.06	-0.08	-0.08	-0.08	-0.08	-0.09	-0.09	-0.10	-0.11
Memphis, TN-AR	Ozone	Maintenance	100	0.00	-0.99	-1.51	-2.06	-2.02	-2.02	-2.10	-2.26	-2.45	-2.64	-2.97
Memphis, TN	CO	Maintenance	100	0.00	-0.97	-1.48	-2.02	-1.99	-2.06	-2.06	-2.21	-2.41	-2.59	-2.92
Miami (Gila County), AZ	SO _x	Maintenance	100	0.00	-0.01	-0.01	-0.01	-0.01	-0.01	-0.01	-0.01	-0.01	-0.02	-0.02
Millinocket AQCR 109, ME	SO _x	Maintenance	100	0.00	0.00	0.00	0.00	0.00	0.00	0.00	0.00	0.00	0.00	0.00
Milwaukee, WI	SO _x	Maintenance	100	0.00	-0.11	-0.17	-0.24	-0.23	-0.24	-0.24	-0.26	-0.28	-0.30	-0.35
Milwaukee-Racine, WI	Ozone	Moderate	50	0.00	-0.37	-0.57	-0.78	-0.77	-0.81	-0.81	-0.86	-0.93	-1.00	-1.14
Minneapolis-St Paul, MN	CO	Maintenance	100	0.00	-5.48	-8.34	-11.39	-11.20	-11.64	-11.64	-12.48	-13.58	-14.61	-16.45
Minneapolis-St Paul, MN	SO _x	Maintenance	100	0.00	-1.17	-1.79	-2.47	-2.45	-2.55	-2.55	-2.72	-2.94	-3.17	-3.62
Missoula, MT	CO	Maintenance	100	0.00	-0.02	-0.04	-0.05	-0.05	-0.05	-0.05	-0.06	-0.06	-0.07	-0.08
Missoula, MT	PM ₁₀	Moderate	100	0.00	-0.02	-0.04	-0.05	-0.05	-0.05	-0.05	-0.06	-0.06	-0.07	-0.08
Modesto, CA	CO	Maintenance	100	0.00	-0.06	-0.09	-0.13	-0.13	-0.13	-0.13	-0.14	-0.15	-0.16	-0.19
Mohave County, AZ	PM ₁₀	Maintenance	100	0.00	-0.02	-0.03	-0.04	-0.04	-0.04	-0.04	-0.05	-0.05	-0.05	-0.06
Mono Basin, CA	PM ₁₀	Moderate	100	0.00	0.00	0.00	0.00	0.00	0.00	0.00	0.00	0.00	0.00	0.00
Morenci (Greenlee County), AZ	SO _x	Maintenance	100	0.00	0.00	0.00	0.00	0.00	0.00	0.00	0.00	0.00	0.00	0.00
Morristown, NJ	CO	Maintenance	100	0.00	-0.01	-0.01	-0.01	-0.01	-0.01	-0.01	-0.01	-0.02	-0.02	-0.02
Muhlenberg County, KY	SO _x	Maintenance	100	0.00	-0.01	-0.01	-0.01	-0.01	-0.01	-0.01	-0.01	-0.02	-0.02	-0.02
Muncie, IN	Ozone	Maintenance	100	0.00	-0.03	-0.04	-0.05	-0.05	-0.05	-0.06	-0.06	-0.06	-0.07	-0.08
Murray County (Chattahoochee NF), GA	Ozone	Maintenance	100	0.00	0.00	0.00	0.00	0.00	0.00	0.00	0.00	0.00	0.00	0.00
Muscatine County, IA	SO _x	Maintenance	100	0.00	0.00	0.00	-0.01	-0.01	-0.01	-0.01	-0.01	-0.01	-0.01	-0.01
Muskegon, MI	Ozone	Maintenance	100	0.00	-0.03	-0.04	-0.06	-0.06	-0.06	-0.06	-0.06	-0.07	-0.07	-0.08
Nashua, NH	CO	Maintenance	100	0.00	-0.01	-0.02	-0.03	-0.03	-0.03	-0.03	-0.03	-0.03	-0.04	-0.04
Nashville, TN	Ozone	Former Subpart 1	50	0.00	-0.33	-0.51	-0.71	-0.70	-0.73	-0.73	-0.78	-0.84	-0.91	-1.04
Nevada County (western part), CA	Ozone	Former Subpart 1	50	0.00	-0.03	-0.04	-0.06	-0.06	-0.06	-0.06	-0.06	-0.07	-0.07	-0.08
New Haven County, CT	PM ₁₀	Maintenance	100	0.00	-0.03	-0.04	-0.06	-0.06	-0.06	-0.06	-0.06	-0.07	-0.08	-0.09
New Haven-Meriden-Waterbury, CT	CO	Maintenance	100	0.00	-0.17	-0.25	-0.35	-0.35	-0.35	-0.36	-0.39	-0.42	-0.45	-0.51
New Manchester-Grant Magisterial District (Hancock County), WV	SO _x	Maintenance	100	0.00	0.00	0.00	0.00	0.00	0.00	0.00	0.00	0.00	0.00	0.00
New York County, NY	PM ₁₀	Moderate	100	0.00	-0.10	-0.15	-0.21	-0.21	-0.21	-0.21	-0.23	-0.25	-0.27	-0.30
New York-N. New Jersey-Long Island, NY-NJ-CT	CO	Maintenance	100	0.00	-8.60	-13.12	-18.01	-17.75	-18.47	-18.47	-19.77	-21.45	-23.10	-26.15
New York-N. New Jersey-Long Island, NY-NJ-CT	PM _{2.5}	Nonattainment	100	0.00	-9.41	-14.35	-19.68	-19.39	-20.17	-20.17	-21.60	-23.44	-25.24	-28.56
New York-northern New Jersey-Long Island, NY-NJ-CT	Ozone	Moderate	50	0.00	-7.74	-11.79	-16.14	-15.89	-16.53	-16.53	-17.71	-19.23	-20.71	-23.38
Nogales, AZ	PM ₁₀	Moderate	100	0.00	-0.01	-0.01	-0.02	-0.02	-0.02	-0.02	-0.02	-0.02	-0.02	-0.03
Norfolk-Virginia Beach-Newport News, VA	Ozone	Maintenance	100	0.00	-9.22	-14.02	-19.08	-18.75	-19.46	-19.46	-20.89	-22.75	-24.48	-27.47
Ogden, UT	CO	Maintenance	100	0.00	-0.03	-0.05	-0.06	-0.06	-0.06	-0.06	-0.07	-0.07	-0.08	-0.09
Ogden, UT	PM ₁₀	Moderate	100	0.00	-0.03	-0.05	-0.06	-0.06	-0.06	-0.06	-0.07	-0.07	-0.08	-0.09
Oglesby, IL	PM ₁₀	Maintenance	100	0.00	0.00	0.00	0.00	0.00	0.00	0.00	0.00	0.00	0.00	0.00
Olmsted County, MN	PM ₁₀	Maintenance	100	0.00	0.00	-0.01	-0.01	-0.01	-0.01	-0.01	-0.01	-0.01	-0.01	-0.01
Olympia, Tumwater, Lacey, WA	PM ₁₀	Maintenance	100	0.00	-0.02	-0.03	-0.05	-0.05	-0.05	-0.05	-0.05	-0.05	-0.06	-0.07
Owens Valley, CA	PM ₁₀	Serious	70	0.00	0.00	0.00	0.00	0.00	0.00	0.00	0.00	0.00	0.00	0.00
Pagosa Springs, CO	PM ₁₀	Maintenance	100	0.00	0.00	0.00	0.00	0.00	0.00	0.00	0.00	0.00	0.00	0.00

Table D1-28 Emission Changes <u>a/</u> by Nonattainment Area with Alternative Standards for HD Vehicles Sulfur Dioxide (SO ₂) 2018														
Nonattainment Area	Pollutant	Status <u>c/</u>	General Conformity Threshold <u>d/</u>	Emissions Changes for Proposed Alternatives (tons/year)										
				Alt. 1	Alt. 2	Alt. 3	Alt. 4	Alt. 6A	Alt. 5	Alt. 6 <u>b/</u>	Alt. 7	Alt. 6B	Alt. 8	
				No Action	Engine Only	Class 8 Tractors	Engines & Classes 7-8 Tractors	15% below Preferred Alternative Stringency	Engines, Classes 7-8 Tractors, & Classes 2b-3	Engines, Tractors, & Classes 2b-8	Engines, Tractors, & Truck, & Trailers	20% above Preferred Alternative Stringency	Accelerated Hybrid Adoption	
Parkersburg-Marietta, WV-OH	Ozone	Maintenance	100	0.00	-0.06	-0.09	-0.13	-0.13	-0.13	-0.13	-0.14	-0.16	-0.17	-0.19
Parkersburg-Marietta, WV-OH	PM _{2.5}	Nonattainment	100	0.00	-0.06	-0.09	-0.13	-0.13	-0.13	-0.13	-0.14	-0.16	-0.17	-0.19
Payson, AZ	PM ₁₀	Maintenance	100	0.00	0.00	-0.01	-0.01	-0.01	-0.01	-0.01	-0.01	-0.01	-0.01	-0.01
Penns Grove, NJ	CO	Maintenance	100	0.00	0.00	0.00	0.00	0.00	0.00	0.00	0.00	0.00	0.00	0.00
Peoria, IL	SO _x	Maintenance	100	0.00	-0.02	-0.03	-0.05	-0.04	-0.04	-0.05	-0.05	-0.05	-0.06	-0.07
Perth Amboy, NJ	CO	Maintenance	100	0.00	-0.82	-1.25	-1.70	-1.67	-1.73	-1.86	-2.03	-2.18	-2.45	-2.45
Philadelphia-Camden County, PA-NJ	CO	Maintenance	100	0.00	-0.09	-0.13	-0.18	-0.18	-0.19	-0.20	-0.22	-0.23	-0.27	-0.27
Philadelphia-Wilmington, PA-NY-DE	PM _{2.5}	Nonattainment	100	0.00	-33.70	-51.21	-69.71	-68.47	-71.05	-76.30	-83.09	-89.42	-100.31	-100.31
Philadelphia-Wilmington-Atlantic City, PA-NY-MD-DE	Ozone	Moderate	50	0.00	-34.13	-51.88	-70.62	-69.38	-72.00	-77.31	-84.19	-90.60	-101.66	-101.66
Phoenix, AZ	CO	Maintenance	100	0.00	-1.82	-2.78	-3.84	-3.80	-3.96	-4.23	-4.58	-4.93	-5.63	-5.63
Phoenix, AZ	PM ₁₀	Serious	70	0.00	-1.82	-2.78	-3.84	-3.80	-3.96	-4.23	-4.58	-4.93	-5.63	-5.63
Phoenix-Mesa, AZ	Ozone	Former Subpart 1	50	0.00	-0.93	-1.42	-1.96	-1.94	-2.02	-2.16	-2.33	-2.51	-2.87	-2.87
Pierce County, WA	PM ₁₀	Maintenance	100	0.00	0.00	0.00	0.00	0.00	-0.01	-0.01	-0.01	-0.01	-0.01	-0.01
Pinehurst, ID	PM ₁₀	Moderate	100	0.00	0.00	0.00	0.00	0.00	0.00	0.00	0.00	0.00	0.00	0.00
Pittsburgh, PA	CO	Maintenance	100	0.00	0.00	-0.01	-0.01	-0.01	-0.01	-0.01	-0.01	-0.01	-0.01	-0.01
Pittsburgh-Beaver Valley, PA	Ozone	Former Subpart 1	50	0.00	-0.82	-1.26	-1.74	-1.72	-1.79	-1.91	-2.07	-2.23	-2.54	-2.54
Pittsburgh-Beaver Valley, PA	PM _{2.5}	Nonattainment	100	0.00	-0.82	-1.26	-1.74	-1.72	-1.79	-1.91	-2.07	-2.23	-2.54	-2.54
Polk County, TN	SO _x	Maintenance	100	0.00	0.00	-0.01	-0.01	-0.01	-0.01	-0.01	-0.01	-0.01	-0.01	-0.01
Polson, MT	PM ₁₀	Moderate	100	0.00	0.00	0.00	0.00	0.00	0.00	0.00	0.00	0.00	0.00	0.00
Portland, ME	Ozone	Maintenance	100	0.00	-0.12	-0.18	-0.25	-0.24	-0.26	-0.27	-0.29	-0.32	-0.36	-0.36
Portland, OR	CO	Maintenance	100	0.00	-0.33	-0.50	-0.69	-0.68	-0.71	-0.76	-0.82	-0.89	-1.01	-1.01
Portneuf Valley, ID	PM ₁₀	Maintenance	100	0.00	-0.01	-0.01	-0.02	-0.02	-0.02	-0.02	-0.02	-0.03	-0.03	-0.03
Poughkeepsie, NY	Ozone	Moderate	50	0.00	-0.27	-0.42	-0.58	-0.57	-0.60	-0.64	-0.69	-0.74	-0.85	-0.85
Presque Isle, ME	PM ₁₀	Maintenance	100	0.00	0.00	0.00	0.00	0.00	0.00	0.00	0.00	-0.01	-0.01	-0.01
Providence (entire State), RI	Ozone	Moderate	50	0.00	-0.20	-0.31	-0.43	-0.42	-0.44	-0.47	-0.51	-0.55	-0.63	-0.63
Provo, UT	CO	Maintenance	100	0.00	-0.03	-0.05	-0.07	-0.07	-0.07	-0.08	-0.08	-0.09	-0.10	-0.10
Raleigh-Durham, NC	CO	Maintenance	100	0.00	-0.26	-0.40	-0.56	-0.55	-0.58	-0.61	-0.66	-0.72	-0.82	-0.82
Raleigh-Durham-Chapel Hill, NC	Ozone	Maintenance	100	0.00	-0.36	-0.55	-0.76	-0.75	-0.79	-0.84	-0.91	-0.98	-1.11	-1.11
Ramsey County, MN	PM ₁₀	Maintenance	100	0.00	0.00	0.00	0.00	0.00	0.00	0.00	0.00	0.00	0.00	0.00
Reading, PA	Ozone	Maintenance	100	0.00	-0.14	-0.21	-0.30	-0.29	-0.30	-0.33	-0.35	-0.38	-0.43	-0.43
Reading, PA	PM _{2.5}	Nonattainment	100	0.00	-0.14	-0.21	-0.30	-0.29	-0.30	-0.33	-0.35	-0.38	-0.43	-0.43
Reno, NV	CO	Maintenance	100	0.00	-0.05	-0.08	-0.11	-0.11	-0.11	-0.12	-0.13	-0.14	-0.16	-0.16
Rhineland (Oneida County), WI	SO _x	Maintenance	100	0.00	0.00	0.00	0.00	0.00	0.00	0.00	0.00	0.00	0.00	0.00
Richmond-Petersburg, VA	Ozone	Maintenance	100	0.00	-0.26	-0.39	-0.54	-0.53	-0.56	-0.60	-0.64	-0.69	-0.79	-0.79
Rillito, AZ	PM ₁₀	Moderate	100	0.00	-0.01	-0.01	-0.02	-0.02	-0.02	-0.02	-0.02	-0.03	-0.03	-0.03
Riverside County (Coachella Valley), CA	Ozone	Severe	25	0.00	-0.12	-0.19	-0.26	-0.26	-0.27	-0.29	-0.31	-0.34	-0.38	-0.38
Roanoke, VA	Ozone	Former Subpart 1	50	0.00	-0.06	-0.08	-0.12	-0.12	-0.12	-0.13	-0.14	-0.15	-0.17	-0.17
Rochester (Olmsted County), MN	SO _x	Maintenance	100	0.00	-0.02	-0.03	-0.04	-0.03	-0.04	-0.04	-0.04	-0.04	-0.05	-0.05
Rochester, NY	Ozone	Former Subpart 1	50	0.00	-0.28	-0.43	-0.59	-0.59	-0.61	-0.65	-0.71	-0.76	-0.87	-0.87
Rocky Mount, NC	Ozone	Maintenance	100	0.00	-0.04	-0.06	-0.08	-0.08	-0.09	-0.09	-0.10	-0.11	-0.12	-0.12
Rome, GA	PM _{2.5}	Nonattainment	100	0.00	-0.03	-0.04	-0.05	-0.05	-0.06	-0.06	-0.06	-0.07	-0.08	-0.08
Ronan, MT	PM ₁₀	Moderate	100	0.00	0.00	0.00	0.00	0.00	0.00	0.00	0.00	0.00	0.00	0.00
Rothschild, Rib Mountain, Weston (Marathon County), WI	SO _x	Maintenance	100	0.00	0.00	0.00	0.00	0.00	0.00	0.00	0.00	0.00	0.00	0.00

Table D1-28 Emission Changes <u>a/</u> by Nonattainment Area with Alternative Standards for HD Vehicles Sulfur Dioxide (SO ₂) 2018													
Nonattainment Area	Pollutant	Status <u>c/</u>	General Conformity Threshold <u>d/</u>	Emissions Changes for Proposed Alternatives (tons/year)									
				Alt. 1	Alt. 2	Alt. 3	Alt. 4	Alt. 6A	Alt. 5	Alt. 6 <u>b/</u>	Alt. 7	Alt. 6B	Alt. 8
				No Action	Engine Only	Class 8 Tractors	Engines & Classes 7-8 Tractors	15% below Preferred Alternative Stringency	Engines, Classes 7-8 Tractors, & Classes 2b-3	Engines, Tractors, & Classes 2b-8	Engines, Tractors, & Truck, & Trailers	20% above Preferred Alternative Stringency	Accelerated Hybrid Adoption
Sacramento County, CA	PM ₁₀	Moderate	100	0.00	-0.29	-0.45	-0.62	-0.61	-0.64	-0.68	-0.74	-0.80	-0.91
Sacramento Metro, CA	Ozone	Severe	25	0.00	-0.52	-0.80	-1.10	-1.09	-1.14	-1.21	-1.31	-1.41	-1.61
Sacramento, CA	CO	Maintenance	100	0.00	-0.33	-0.50	-0.69	-0.68	-0.71	-0.76	-0.82	-0.88	-1.01
Salem, OR	CO	Maintenance	100	0.00	-0.03	-0.04	-0.06	-0.06	-0.06	-0.06	-0.07	-0.08	-0.09
Salt Lake City, UT	CO	Maintenance	100	0.00	-0.70	-1.06	-1.44	-1.42	-1.47	-1.58	-1.72	-1.85	-2.08
Salt Lake County, UT	PM ₁₀	Moderate	100	0.00	-1.08	-1.64	-2.25	-2.21	-2.30	-2.46	-2.68	-2.88	-3.25
Salt Lake County, UT	SO _x	Nonattainment	100	0.00	-0.42	-0.65	-0.90	-0.89	-0.93	-0.99	-1.07	-1.15	-1.31
San Antonio, TX	Ozone	Former Subpart 1	50	0.00	-0.38	-0.58	-0.81	-0.80	-0.83	-0.89	-0.96	-1.03	-1.18
San Bernardino County, CA	PM ₁₀	Moderate	100	0.00	-0.09	-0.13	-0.19	-0.18	-0.19	-0.20	-0.22	-0.24	-0.27
San Diego, CA	CO	Maintenance	100	0.00	-1.65	-2.52	-3.49	-3.45	-3.60	-3.84	-4.15	-4.47	-5.10
San Diego, CA	Ozone	Former Subpart 1	50	0.00	-1.65	-2.52	-3.49	-3.45	-3.60	-3.84	-4.15	-4.47	-5.10
San Francisco Bay Area, CA	Ozone	Marginal	50	0.00	-131.26	-199.48	-271.42	-266.59	-276.61	-297.05	-323.56	-348.18	-390.48
San Francisco-Oakland-San Jose, CA	CO	Maintenance	100	0.00	-131.43	-199.75	-271.79	-266.96	-276.99	-297.46	-324.01	-348.66	-391.02
San Joaquin Valley, CA	Ozone	Extreme	10	0.00	-4.05	-6.19	-8.51	-8.39	-8.74	-9.35	-10.13	-10.92	-12.38
San Joaquin Valley, CA	PM ₁₀	Maintenance	100	0.00	-4.05	-6.19	-8.51	-8.39	-8.74	-9.35	-10.13	-10.92	-12.38
San Joaquin Valley, CA	PM _{2.5}	Nonattainment	100	0.00	-4.05	-6.19	-8.51	-8.39	-8.74	-9.35	-10.13	-10.92	-12.38
San Manuel (Pinal County), AZ	SO _x	Maintenance	100	0.00	-0.01	-0.01	-0.01	-0.01	-0.01	-0.02	-0.02	-0.02	-0.02
Sanders County (part);Thompson Falls and vicinity, MT	PM ₁₀	Moderate	100	0.00	0.00	0.00	0.00	0.00	0.00	0.00	0.00	0.00	0.00
Scranton-Wilkes Barre, PA	Ozone	Maintenance	100	0.00	-0.14	-0.21	-0.30	-0.29	-0.31	-0.33	-0.35	-0.38	-0.43
Seattle-Tacoma, WA	CO	Maintenance	100	0.00	-0.61	-0.93	-1.29	-1.28	-1.33	-1.42	-1.54	-1.66	-1.89
Sheboygan, WI	Ozone	Moderate	50	0.00	-0.02	-0.04	-0.05	-0.05	-0.05	-0.06	-0.06	-0.07	-0.08
Sheridan, WY	PM ₁₀	Moderate	100	0.00	0.00	-0.01	-0.01	-0.01	-0.01	-0.01	-0.01	-0.01	-0.01
Shoshone County, ID	PM ₁₀	Moderate	100	0.00	0.00	0.00	0.00	0.00	0.00	0.00	0.00	0.00	0.00
Somerville, NJ	CO	Maintenance	100	0.00	0.00	-0.01	-0.01	-0.01	-0.01	-0.01	-0.01	-0.01	-0.01
South Bend-Elkhart, IN	Ozone	Maintenance	100	0.00	-0.09	-0.14	-0.20	-0.20	-0.21	-0.22	-0.24	-0.26	-0.29
Southeast Chicago, IL	PM ₁₀	Maintenance	100	0.00	-0.04	-0.06	-0.08	-0.08	-0.09	-0.09	-0.10	-0.11	-0.12
Spokane County, WA	PM ₁₀	Maintenance	100	0.00	-0.06	-0.09	-0.13	-0.13	-0.13	-0.14	-0.15	-0.16	-0.19
Spokane, WA	CO	Maintenance	100	0.00	-0.06	-0.09	-0.13	-0.13	-0.13	-0.14	-0.15	-0.16	-0.19
Springfield (western MA), MA	Ozone	Moderate	50	0.00	-0.19	-0.29	-0.40	-0.39	-0.41	-0.44	-0.47	-0.51	-0.58
Springfield, MA	CO	Maintenance	100	0.00	-0.03	-0.05	-0.06	-0.06	-0.06	-0.07	-0.07	-0.08	-0.09
St Louis, MO	CO	Maintenance	100	0.00	-0.20	-0.31	-0.42	-0.42	-0.44	-0.47	-0.50	-0.54	-0.62
St Louis, MO-IL	Ozone	Moderate	50	0.00	-111.66	-169.69	-230.87	-226.76	-235.27	-252.67	-275.23	-296.16	-332.11
St. Louis, MO-IL	PM _{2.5}	Nonattainment	100	0.00	-111.66	-169.68	-230.87	-226.75	-235.26	-252.66	-275.22	-296.15	-332.10
State College, PA	Ozone	Maintenance	100	0.00	-0.04	-0.06	-0.08	-0.08	-0.08	-0.09	-0.10	-0.10	-0.12
Steamboat Springs, CO	PM ₁₀	Maintenance	100	0.00	0.00	-0.01	-0.01	-0.01	-0.01	-0.01	-0.01	-0.01	-0.01
Steubenville & Mingo Junction, OH	SO _x	Maintenance	100	0.00	-0.01	-0.01	-0.02	-0.02	-0.02	-0.02	-0.02	-0.03	-0.03
Steubenville-Weirton, OH-WV	Ozone	Maintenance	100	0.00	-0.99	-1.51	-2.06	-2.02	-2.10	-2.25	-2.45	-2.64	-2.96
Steubenville-Weirton, OH-WV	PM _{2.5}	Nonattainment	100	0.00	-0.99	-1.51	-2.06	-2.02	-2.10	-2.25	-2.45	-2.64	-2.96
Stockton, CA	CO	Maintenance	100	0.00	-0.09	-0.14	-0.19	-0.19	-0.20	-0.21	-0.23	-0.25	-0.28
Sutter County (Sutter Buttes), CA	Ozone	Former Subpart 1	50	0.00	0.00	0.00	0.00	0.00	0.00	0.00	0.00	0.00	0.00
Syracuse, NY	CO	Maintenance	100	0.00	-0.11	-0.17	-0.23	-0.23	-0.24	-0.25	-0.27	-0.30	-0.34
Telluride, CO	PM ₁₀	Maintenance	100	0.00	0.00	0.00	0.00	0.00	0.00	0.00	0.00	0.00	0.00
Terre Haute, IN	Ozone	Maintenance	100	0.00	-0.03	-0.04	-0.06	-0.06	-0.06	-0.07	-0.07	-0.08	-0.09

Table D1-28 Emission Changes ^{a/} by Nonattainment Area with Alternative Standards for HD Vehicles Sulfur Dioxide (SO ₂) 2018														
Nonattainment Area	Pollutant	Status ^{c/}	General Conformity Threshold ^{d/}	Emissions Changes for Proposed Alternatives (tons/year)										
				Alt. 1	Alt. 2	Alt. 3	Alt. 4	Alt. 6A	Alt. 5	Alt. 6 ^{b/}	Alt. 7	Alt. 6B	Alt. 8	
				No Action	Engine Only	Class 8 Tractors	Engines & Classes 7-8 Tractors	15% below Preferred Alternative Stringency	Engines, Classes 7-8 Tractors, & Classes 2b-3	Engines, Tractors, & Classes 2b-8	Engines, Tractors, & Truck, & Trailers	20% above Preferred Alternative Stringency	Accelerated Hybrid Adoption	
Tioga County, PA	Ozone	Maintenance	100	0.00	-0.01	-0.02	-0.03	-0.03	-0.03	-0.03	-0.03	-0.03	-0.03	-0.04
Toledo, OH	Ozone	Maintenance	100	0.00	-6.25	-9.50	-12.93	-12.70	-13.18	-14.15	-15.41	-16.59	-18.60	
Toms River, NJ	CO	Maintenance	100	0.00	-0.02	-0.03	-0.04	-0.04	-0.04	-0.05	-0.05	-0.05	-0.06	-0.06
Tooele County, UT	SO _x	Nonattainment	100	0.00	-0.02	-0.03	-0.04	-0.04	-0.04	-0.05	-0.05	-0.06	-0.06	-0.06
Trenton, NJ	CO	Maintenance	100	0.00	-0.02	-0.03	-0.04	-0.04	-0.04	-0.04	-0.05	-0.05	-0.06	-0.06
Trona, CA	PM ₁₀	Moderate	100	0.00	0.00	0.00	0.00	0.00	0.00	0.00	0.00	0.00	0.00	0.00
Tucson, AZ	CO	Maintenance	100	0.00	-0.20	-0.31	-0.43	-0.42	-0.44	-0.47	-0.51	-0.55	-0.62	-0.62
Utah County, UT	PM ₁₀	Moderate	100	0.00	-0.10	-0.15	-0.21	-0.21	-0.21	-0.23	-0.25	-0.27	-0.30	-0.30
Vancouver, WA	CO	Maintenance	100	0.00	-0.06	-0.09	-0.13	-0.13	-0.13	-0.14	-0.16	-0.17	-0.19	-0.19
Ventura County, CA	Ozone	Serious	50	0.00	-0.23	-0.36	-0.49	-0.48	-0.50	-0.54	-0.58	-0.63	-0.71	-0.71
Vermillion County, IN	PM ₁₀	Maintenance	100	0.00	0.00	0.00	0.00	0.00	0.00	0.00	0.00	0.00	0.00	0.00
Vigo County, IN	SO _x	Maintenance	100	0.00	-0.03	-0.04	-0.06	-0.06	-0.06	-0.07	-0.07	-0.08	-0.09	-0.09
Wallula, WA	PM ₁₀	Maintenance	100	0.00	0.00	0.00	0.00	0.00	0.00	0.00	0.00	0.00	0.00	0.00
Waltham, MA	CO	Maintenance	100	0.00	-0.01	-0.02	-0.03	-0.02	-0.03	-0.03	-0.03	-0.03	-0.04	-0.04
Warren County, NJ	SO _x	Maintenance	100	0.00	-0.01	-0.01	-0.02	-0.02	-0.02	-0.02	-0.02	-0.02	-0.02	-0.02
Warren County, PA	SO _x	Nonattainment	100	0.00	0.00	0.00	-0.01	-0.01	-0.01	-0.01	-0.01	-0.01	-0.01	-0.01
Washington County (Hagerstown), MD	Ozone	Former Subpart 1	50	0.00	-0.04	-0.07	-0.09	-0.09	-0.10	-0.10	-0.11	-0.12	-0.14	-0.14
Washington, DC-MD-VA	CO	Maintenance	100	0.00	-2.50	-3.82	-5.29	-5.22	-5.45	-5.82	-6.29	-6.78	-7.73	-7.73
Washington, DC-MD-VA	Ozone	Moderate	50	0.00	-2.50	-3.82	-5.29	-5.22	-5.45	-5.82	-6.29	-6.78	-7.73	-7.73
Washington, DC-MD-VA	PM _{2.5}	Nonattainment	100	0.00	-2.50	-3.82	-5.29	-5.22	-5.45	-5.82	-6.29	-6.78	-7.73	-7.73
Washoe County, NV	PM ₁₀	Serious	70	0.00	-0.05	-0.08	-0.11	-0.11	-0.11	-0.12	-0.13	-0.14	-0.16	-0.16
Waterford Township (Washington County), OH	SO _x	Maintenance	100	0.00	0.00	0.00	0.00	0.00	0.00	0.00	0.00	0.00	0.00	0.00
Wayne County, IN	SO _x	Maintenance	100	0.00	-0.02	-0.02	-0.03	-0.03	-0.03	-0.04	-0.04	-0.04	-0.05	-0.05
Wayne County, MI	PM ₁₀	Maintenance	100	0.00	-3.72	-5.66	-7.70	-7.56	-7.85	-8.43	-9.18	-9.88	-11.08	-11.08
Weirton, WV	PM ₁₀	Maintenance	100	0.00	0.00	-0.01	-0.01	-0.01	-0.01	-0.01	-0.01	-0.01	-0.02	-0.02
Weirton, WV	SO _x	Maintenance	100	0.00	0.00	-0.01	-0.01	-0.01	-0.01	-0.01	-0.01	-0.01	-0.02	-0.02
Wheeling, WV-OH	Ozone	Maintenance	100	0.00	-0.06	-0.10	-0.14	-0.14	-0.14	-0.15	-0.16	-0.18	-0.20	-0.20
Wheeling, WV-OH	PM _{2.5}	Nonattainment	100	0.00	-0.06	-0.10	-0.14	-0.14	-0.14	-0.15	-0.16	-0.18	-0.20	-0.20
Winston-Salem, NC	CO	Maintenance	100	0.00	-0.09	-0.13	-0.18	-0.18	-0.19	-0.20	-0.21	-0.23	-0.26	-0.26
Worcester, MA	CO	Maintenance	100	0.00	-0.04	-0.07	-0.09	-0.09	-0.10	-0.10	-0.11	-0.12	-0.14	-0.14
Yakima County, WA	PM ₁₀	Maintenance	100	0.00	-0.02	-0.03	-0.04	-0.04	-0.04	-0.04	-0.05	-0.05	-0.06	-0.06
Yakima, WA	CO	Maintenance	100	0.00	-0.01	-0.01	-0.02	-0.02	-0.02	-0.02	-0.02	-0.02	-0.02	-0.02
York, PA	Ozone	Maintenance	100	0.00	-0.16	-0.25	-0.34	-0.34	-0.35	-0.38	-0.41	-0.44	-0.50	-0.50
York, PA	PM _{2.5}	Nonattainment	100	0.00	-0.16	-0.25	-0.34	-0.34	-0.35	-0.38	-0.41	-0.44	-0.50	-0.50
Youngstown-Warren-Sharon, OH-PA	Ozone	Maintenance	100	0.00	-0.14	-0.21	-0.29	-0.29	-0.30	-0.32	-0.35	-0.37	-0.43	-0.43
Yuma, AZ	PM ₁₀	Moderate	100	0.00	-0.04	-0.06	-0.08	-0.08	-0.08	-0.09	-0.09	-0.10	-0.12	-0.12

^{a/} Negative emissions changes indicate reductions; positive emissions changes are increases. Values of less than 0.005 tons/year are rounded to zero.

^{b/} Preferred Alternative

^{c/} Pollutants for which the area is designated nonattainment or maintenance as of 2010. Source: 40 CFR 81.

^{d/} Emissions thresholds in tons/year of: CO in CO maintenance and nonattainment areas; VOC or NO_x in ozone maintenance and nonattainment areas; primary PM_{2.5} in PM_{2.5} maintenance and nonattainment areas; primary PM₁₀ in PM₁₀ maintenance and nonattainment areas; and SO₂ in SO₂ maintenance and nonattainment areas. Source: 40 CFR § 93.153. These thresholds are provided for information only; a general conformity determination is not required for the proposed actions. (See section 3.3.1.)

Source: EPA (U.S. Environmental Protection Agency). 2010. The Green Book Nonattainment Areas. Washington, District of Columbia. Last Revised: June 16, 2010. U.S. Environmental Protection Agency. Available: <http://www.epa.gov/oaqps001/greenbk/>. Accessed: August 6, 2010.

Table D1-29 Emission Changes <u>a/</u> by Nonattainment Area with Alternative Standards for HD Vehicles Sulfur Dioxide (SO ₂) 2030														
Nonattainment Area	Pollutant	Status <u>c/</u>	General Conformity Threshold <u>d/</u>	Emissions Changes for Proposed Alternatives (tons/year)										
				Alt. 1	Alt. 2	Alt. 3	Alt. 4	Alt. 6A	Alt. 5	Alt. 6 <u>b/</u>	Alt. 7	Alt. 6B	Alt. 8	
				No Action	Engine Only	Class 8 Tractors	Engines & Classes 7-8 Tractors	15% below Preferred Alternative Stringency	Engines, Classes 7-8 Tractors, & Classes 2b-3	Engines, Tractors, & Classes 2b-8	Engines, Tractors, & Truck, & Trailers	20% above Preferred Alternative Stringency	Accelerated Hybrid Adoption	
Addison Township (Gallia County), OH	SO _x	Maintenance	100	0.00	0.00	0.00	0.00	0.00	0.00	0.00	0.00	0.00	0.00	-0.01
Ajo (Pima County), AZ	PM ₁₀	Moderate	100	0.00	0.00	-0.01	-0.01	-0.01	-0.01	-0.01	-0.01	-0.01	-0.01	-0.01
Ajo (Pima County), AZ	SO _x	Maintenance	100	0.00	0.00	-0.01	-0.01	-0.01	-0.01	-0.01	-0.01	-0.01	-0.01	-0.01
Albany-Schenectady-Troy, NY	Ozone	Former Subpart 1	50	0.00	-0.50	-0.62	-0.90	-0.94	-0.98	-1.05	-1.11	-1.22	-1.54	-1.54
Albuquerque, NM	CO	Maintenance	100	0.00	-0.40	-0.49	-0.72	-0.74	-0.78	-0.84	-0.88	-0.97	-1.22	-1.22
Allegan County, MI	Ozone	Former Subpart 1	50	0.00	-0.16	-0.19	-0.28	-0.30	-0.31	-0.33	-0.35	-0.39	-0.49	-0.49
Allentown-Bethlehem-Easton, PA	Ozone	Maintenance	100	0.00	-0.42	-0.51	-0.75	-0.78	-0.82	-0.87	-0.92	-1.01	-1.28	-1.28
Altoona, PA	Ozone	Maintenance	100	0.00	-0.07	-0.09	-0.13	-0.14	-0.14	-0.15	-0.16	-0.18	-0.22	-0.22
Amador and Calveras Counties (Central Mountain), CA	Ozone	Former Subpart 1	50	0.00	-0.08	-0.10	-0.14	-0.15	-0.16	-0.17	-0.18	-0.19	-0.24	-0.24
Anchorage, AK	CO	Maintenance	100	0.00	-0.05	-0.07	-0.10	-0.10	-0.11	-0.12	-0.12	-0.13	-0.17	-0.17
Anthony, NM	PM ₁₀	Moderate	100	0.00	-0.01	-0.01	-0.01	-0.01	-0.01	-0.01	-0.01	-0.01	-0.02	-0.02
Armstrong County, PA	SO _x	Nonattainment	100	0.00	0.00	0.00	-0.01	-0.01	-0.01	-0.01	-0.01	-0.01	-0.01	-0.01
Aspen, CO	PM ₁₀	Maintenance	100	0.00	-0.01	-0.01	-0.01	-0.01	-0.01	-0.01	-0.01	-0.01	-0.02	-0.02
Atlanta, GA	Ozone	Moderate	50	0.00	-10.23	-12.62	-18.41	-19.15	-20.13	-21.49	-22.67	-24.96	-31.46	-31.46
Atlanta, GA	PM _{2.5}	Nonattainment	100	0.00	-10.23	-12.62	-18.41	-19.15	-20.13	-21.49	-22.67	-24.96	-31.46	-31.46
Atlantic City, NJ	CO	Maintenance	100	0.00	-0.01	-0.01	-0.02	-0.02	-0.02	-0.02	-0.02	-0.03	-0.03	-0.03
Bakersfield, CA	CO	Maintenance	100	0.00	-2.70	-3.28	-4.74	-4.87	-5.10	-5.47	-5.79	-6.38	-7.94	-7.94
Baltimore, MD	CO	Maintenance	100	0.00	-2.10	-2.59	-3.78	-3.93	-4.14	-4.42	-4.66	-5.13	-6.46	-6.46
Baltimore, MD	Ozone	Moderate	50	0.00	-2.10	-2.59	-3.78	-3.93	-4.14	-4.42	-4.66	-5.13	-6.46	-6.46
Baltimore, MD	PM _{2.5}	Nonattainment	100	0.00	-2.10	-2.59	-3.78	-3.93	-4.14	-4.42	-4.66	-5.13	-6.46	-6.46
Baton Rouge, LA	Ozone	Moderate	50	0.00	-26.66	-32.37	-46.70	-47.97	-50.13	-53.81	-57.04	-62.78	-78.13	-78.13
Beaumont-Port Arthur, TX	Ozone	Moderate	50	0.00	-177.86	-215.86	-311.36	-319.75	-334.12	-358.68	-380.25	-418.48	-520.68	-520.68
Benton County, TN	SO _x	Maintenance	100	0.00	0.00	0.00	0.00	0.00	0.00	-0.01	-0.01	-0.01	-0.01	-0.01
Benton Harbor, MI	Ozone	Maintenance	100	0.00	-0.18	-0.23	-0.33	-0.34	-0.36	-0.39	-0.41	-0.45	-0.57	-0.57
Benzie County, MI	Ozone	Maintenance	100	0.00	-0.03	-0.03	-0.05	-0.05	-0.05	-0.05	-0.06	-0.06	-0.08	-0.08
Berkeley and Jefferson Counties, WV	Ozone	Maintenance	100	0.00	-0.16	-0.20	-0.29	-0.30	-0.32	-0.34	-0.36	-0.39	-0.50	-0.50
Billings, MT	CO	Maintenance	100	0.00	-51.65	-62.68	-90.41	-92.85	-97.02	-104.15	-110.42	-121.52	-151.19	-151.19
Birmingham, AL	Ozone	Maintenance	100	0.00	-1.26	-1.55	-2.26	-2.35	-2.48	-2.64	-2.79	-3.07	-3.87	-3.87
Birmingham, AL	PM _{2.5}	Nonattainment	100	0.00	-1.26	-1.55	-2.26	-2.35	-2.48	-2.64	-2.79	-3.07	-3.87	-3.87
Boise-Northern Ada County, ID	CO	Maintenance	100	0.00	-0.46	-0.57	-0.83	-0.86	-0.91	-0.97	-1.02	-1.12	-1.42	-1.42
Boise-Northern Ada County, ID	PM ₁₀	Maintenance	100	0.00	-0.46	-0.57	-0.83	-0.86	-0.91	-0.97	-1.02	-1.12	-1.42	-1.42
Bonner County (Sandpoint), ID	PM ₁₀	Moderate	100	0.00	-0.01	-0.01	-0.02	-0.02	-0.02	-0.03	-0.03	-0.03	-0.04	-0.04
Boston, MA	CO	Maintenance	100	0.00	-0.45	-0.56	-0.81	-0.84	-0.89	-0.95	-1.00	-1.10	-1.38	-1.38
Boston-Lawrence-Worcester (eastern MA), MA	Ozone	Moderate	50	0.00	-2.95	-3.63	-5.30	-5.51	-5.80	-6.19	-6.53	-7.19	-9.06	-9.06
Boston-Manchester-Portsmouth (southeast NH), NH	Ozone	Moderate	50	0.00	-0.47	-0.57	-0.84	-0.87	-0.92	-0.98	-1.03	-1.14	-1.43	-1.43
Boyd County (part), KY	SO _x	Maintenance	100	0.00	-0.01	-0.01	-0.01	-0.01	-0.02	-0.02	-0.02	-0.02	-0.02	-0.02
Buffalo-Niagara Falls, NY	Ozone	Former Subpart 1	50	0.00	-0.48	-0.59	-0.86	-0.89	-0.94	-1.00	-1.06	-1.17	-1.47	-1.47
Burlington, NJ	CO	Maintenance	100	0.00	-0.01	-0.01	-0.01	-0.01	-0.01	-0.01	-0.01	-0.01	-0.02	-0.02
Butte, MT	PM ₁₀	Moderate	100	0.00	-0.02	-0.02	-0.03	-0.04	-0.04	-0.04	-0.04	-0.05	-0.06	-0.06
Canon City, CO	PM ₁₀	Maintenance	100	0.00	-0.01	-0.02	-0.03	-0.03	-0.03	-0.03	-0.03	-0.03	-0.04	-0.04
Canton-Massillon, OH	Ozone	Maintenance	100	0.00	-2.85	-3.47	-5.01	-5.16	-5.39	-5.78	-6.13	-6.74	-8.41	-8.41
Canton-Massillon, OH	PM _{2.5}	Nonattainment	100	0.00	-2.85	-3.47	-5.01	-5.16	-5.39	-5.78	-6.13	-6.74	-8.41	-8.41
Case County, MI	Ozone	Maintenance	100	0.00	-0.05	-0.06	-0.08	-0.09	-0.09	-0.10	-0.10	-0.11	-0.14	-0.14

Table D1-29 Emission Changes <u>a/</u> by Nonattainment Area with Alternative Standards for HD Vehicles Sulfur Dioxide (SO ₂) 2030														
Nonattainment Area	Pollutant	Status <u>c/</u>	General Conformity Threshold <u>d/</u>	Emissions Changes for Proposed Alternatives (tons/year)										
				Alt. 1	Alt. 2	Alt. 3	Alt. 4	Alt. 6A	Alt. 5	Alt. 6 <u>b/</u>	Alt. 7	Alt. 6B	Alt. 8	
				No Action	Engine Only	Class 8 Tractors	Engines & Classes 7-8 Tractors	15% below Preferred Alternative Stringency	Engines, Classes 7-8 Tractors, & Classes 2b-3	Engines, Tractors, & Classes 2b-8	Engines, Tractors, & Truck, & Trailers	20% above Preferred Alternative Stringency	Accelerated Hybrid Adoption	
Center Township (Morgan County), OH	SO _x	Maintenance	100	0.00	0.00	0.00	0.00	0.00	0.00	0.00	0.00	0.00	0.00	0.00
Central Steptoe Valley (White Pine County), NV	SO _x	Maintenance	100	0.00	0.00	0.00	0.00	0.00	0.00	0.00	0.00	0.00	0.00	-0.01
Charleston, WV	Ozone	Maintenance	100	0.00	-0.51	-0.63	-0.91	-0.95	-1.00	-1.07	-1.12	-1.24	-1.56	-1.56
Charleston, WV	PM _{2.5}	Nonattainment	100	0.00	-0.51	-0.63	-0.91	-0.95	-1.00	-1.07	-1.12	-1.24	-1.56	-1.56
Charlotte, NC	CO	Maintenance	100	0.00	-0.56	-0.69	-1.01	-1.05	-1.11	-1.18	-1.25	-1.37	-1.73	-1.73
Charlotte-Gastonia-Rock Hill, NC-SC	Ozone	Moderate	50	0.00	-1.29	-1.59	-2.32	-2.41	-2.54	-2.71	-2.86	-3.15	-3.97	-3.97
Chattanooga, TN-GA-AL	PM _{2.5}	Nonattainment	100	0.00	-0.44	-0.55	-0.80	-0.83	-0.87	-0.93	-0.98	-1.08	-1.36	-1.36
Chattanooga, TN-GA	Ozone	Former Subpart 1	50	0.00	-0.41	-0.51	-0.74	-0.77	-0.81	-0.87	-0.92	-1.01	-1.27	-1.27
Chicago-Gary-Lake County, IL-IN	Ozone	Moderate	50	0.00	-249.49	-303.04	-437.36	-449.46	-469.81	-504.20	-534.37	-588.10	-732.24	-732.24
Chicago-Gary-Lake County, IL-IN	PM _{2.5}	Nonattainment	100	0.00	-249.49	-303.04	-437.36	-449.46	-469.81	-504.20	-534.37	-588.10	-732.24	-732.24
Chico, CA	CO	Maintenance	100	0.00	-0.18	-0.22	-0.32	-0.33	-0.35	-0.37	-0.39	-0.43	-0.54	-0.54
Chico, CA	Ozone	Former Subpart 1	50	0.00	-0.18	-0.22	-0.32	-0.33	-0.35	-0.37	-0.39	-0.43	-0.54	-0.54
Cincinnati-Hamilton, OH-KY-IN	Ozone	Former Subpart 1	50	0.00	-3.16	-3.90	-5.68	-5.91	-6.21	-6.63	-7.00	-7.70	-9.71	-9.71
Cincinnati-Hamilton, OH-KY-IN	PM _{2.5}	Nonattainment	100	0.00	-3.16	-3.90	-5.68	-5.91	-6.21	-6.63	-7.00	-7.70	-9.71	-9.71
Clairton & 4 Boroughs, PA	PM ₁₀	Maintenance	100	0.00	-0.01	-0.01	-0.01	-0.01	-0.01	-0.01	-0.01	-0.02	-0.02	-0.02
Clark County, NV	PM ₁₀	Serious	70	0.00	-0.15	-0.18	-0.27	-0.28	-0.29	-0.31	-0.33	-0.36	-0.45	-0.45
Clarksville-Hopkinsville, TN-KY	Ozone	Maintenance	100	0.00	-0.26	-0.32	-0.47	-0.48	-0.51	-0.54	-0.57	-0.63	-0.80	-0.80
Clearfield and Indiana Counties, PA	Ozone	Maintenance	100	0.00	-0.25	-0.31	-0.45	-0.47	-0.49	-0.52	-0.55	-0.61	-0.77	-0.77
Cleveland, OH	CO	Maintenance	100	0.00	-0.66	-0.82	-1.19	-1.24	-1.30	-1.39	-1.47	-1.61	-2.03	-2.03
Cleveland-Akron-Lorain, OH	Ozone	Maintenance	100	0.00	-4.18	-5.16	-7.52	-7.82	-8.22	-8.78	-9.26	-10.19	-12.85	-12.85
Cleveland-Akron-Lorain, OH	PM _{2.5}	Nonattainment	100	0.00	-4.18	-5.16	-7.52	-7.82	-8.22	-8.78	-9.26	-10.19	-12.85	-12.85
Coachella Valley, CA	PM ₁₀	Serious	70	0.00	-0.26	-0.33	-0.48	-0.49	-0.52	-0.56	-0.59	-0.64	-0.81	-0.81
Colbert County, AL	SO _x	Maintenance	100	0.00	-0.04	-0.05	-0.08	-0.08	-0.09	-0.09	-0.10	-0.11	-0.13	-0.13
Colorado Springs, CO	CO	Maintenance	100	0.00	-0.31	-0.38	-0.56	-0.58	-0.61	-0.66	-0.69	-0.76	-0.96	-0.96
Columbia Falls, MT	PM ₁₀	Moderate	100	0.00	0.00	-0.01	-0.01	-0.01	-0.01	-0.01	-0.01	-0.01	-0.01	-0.01
Columbia, SC	Ozone	Former Subpart 1	50	0.00	-0.57	-0.71	-1.03	-1.07	-1.13	-1.20	-1.27	-1.40	-1.76	-1.76
Columbus, OH	Ozone	Maintenance	100	0.00	-2.89	-3.56	-5.19	-5.40	-5.68	-6.06	-6.40	-7.04	-8.87	-8.87
Columbus, OH	PM _{2.5}	Nonattainment	100	0.00	-2.89	-3.56	-5.19	-5.40	-5.68	-6.06	-6.40	-7.04	-8.87	-8.87
Conewango Township (Warren County), PA	SO _x	Maintenance	100	0.00	0.00	0.00	0.00	0.00	0.00	0.00	-0.01	-0.01	-0.01	-0.01
Coso Junction, CA	PM ₁₀	Moderate	100	0.00	0.00	0.00	0.00	0.00	0.00	0.00	0.00	0.00	0.00	0.00
Cuyahoga County, OH	PM ₁₀	Maintenance	100	0.00	-1.21	-1.49	-2.17	-2.26	-2.37	-2.53	-2.67	-2.94	-3.71	-3.71
Cuyahoga County, OH	SO _x	Maintenance	100	0.00	-1.21	-1.49	-2.17	-2.26	-2.37	-2.53	-2.67	-2.94	-3.71	-3.71
Dallas-Fort Worth, TX	Ozone	Moderate	50	0.00	-3.15	-3.89	-5.67	-5.90	-6.20	-6.62	-6.98	-7.69	-9.69	-9.69
Dayton-Springfield, OH	Ozone	Maintenance	100	0.00	-1.29	-1.59	-2.32	-2.42	-2.54	-2.71	-2.86	-3.15	-3.97	-3.97
Dayton-Springfield, OH	PM _{2.5}	Nonattainment	100	0.00	-1.29	-1.59	-2.32	-2.42	-2.54	-2.71	-2.86	-3.15	-3.97	-3.97
Denver Metro, CO	PM ₁₀	Maintenance	100	0.00	-27.84	-33.81	-48.80	-50.15	-52.42	-56.26	-59.63	-65.62	-81.71	-81.71
Denver-Boulder, CO	CO	Maintenance	100	0.00	-27.77	-33.72	-48.67	-50.02	-52.28	-56.11	-59.47	-65.44	-81.48	-81.48
Denver-Boulder-Greeley-Fort Collins-Loveland, CO	Ozone	Former Subpart 1	50	0.00	-28.23	-34.30	-49.51	-50.89	-53.20	-57.09	-60.50	-66.58	-82.92	-82.92
Detroit, MI	CO	Maintenance	100	0.00	-8.20	-9.98	-14.43	-14.86	-15.55	-16.67	-17.66	-19.43	-24.25	-24.25
Detroit-Ann Arbor, MI	Ozone	Maintenance	100	0.00	-16.90	-20.70	-30.06	-31.11	-32.62	-34.90	-36.89	-40.61	-50.92	-50.92
Detroit-Ann Arbor, MI	PM _{2.5}	Nonattainment	100	0.00	-16.90	-20.70	-30.06	-31.11	-32.62	-34.90	-36.89	-40.61	-50.92	-50.92
Door County, WI	Ozone	Former Subpart 1	50	0.00	-0.04	-0.04	-0.07	-0.07	-0.07	-0.08	-0.08	-0.09	-0.11	-0.11
Douglas (Cochise County), AZ	PM ₁₀	Moderate	100	0.00	-0.05	-0.06	-0.09	-0.10	-0.10	-0.11	-0.12	-0.13	-0.16	-0.16

Table D1-29 Emission Changes <u>a/</u> by Nonattainment Area with Alternative Standards for HD Vehicles Sulfur Dioxide (SO ₂) 2030													
Nonattainment Area	Pollutant	Status <u>c/</u>	General Conformity Threshold <u>d/</u>	Emissions Changes for Proposed Alternatives (tons/year)									
				Alt. 1	Alt. 2	Alt. 3	Alt. 4	Alt. 6A	Alt. 5	Alt. 6 <u>b/</u>	Alt. 7	Alt. 6B	Alt. 8
				No Action	Engine Only	Class 8 Tractors	Engines & Classes 7-8 Tractors	15% below Preferred Alternative Stringency	Engines, Classes 7-8 Tractors, & Classes 2b-3	Engines, Tractors, & Classes 2b-8	Engines, Tractors, & Truck, & Trailers	20% above Preferred Alternative Stringency	Accelerated Hybrid Adoption
Douglas (Cochise County), AZ	SO _x	Maintenance	100	0.00	-0.05	-0.06	-0.09	-0.10	-0.10	-0.11	-0.12	-0.13	-0.16
Duluth, MN	CO	Maintenance	100	0.00	-0.06	-0.08	-0.11	-0.12	-0.12	-0.13	-0.14	-0.15	-0.19
Eagle River, AK	PM ₁₀	Moderate	100	0.00	0.00	0.00	-0.01	-0.01	-0.01	-0.01	-0.01	-0.01	-0.01
East Chicago, IN	CO	Maintenance	100	0.00	-0.15	-0.19	-0.28	-0.29	-0.30	-0.32	-0.34	-0.38	-0.47
East Chicago, IN	PM ₁₀	Maintenance	100	0.00	-61.31	-74.40	-107.33	-110.22	-115.17	-123.64	-131.07	-144.25	-179.48
East Helena Area (Lewis and Clark County), MT	SO _x	Nonattainment	100	0.00	0.00	0.00	0.00	0.00	0.00	0.00	0.00	0.00	0.00
El Paso County, TX	PM ₁₀	Moderate	100	0.00	-7.19	-8.73	-12.60	-12.95	-13.53	-14.52	-15.39	-16.94	-21.09
El Paso, TX	CO	Maintenance	100	0.00	-0.01	-0.01	-0.02	-0.02	-0.02	-0.02	-0.02	-0.03	-0.03
Erie, PA	Ozone	Maintenance	100	0.00	-0.20	-0.25	-0.37	-0.38	-0.40	-0.43	-0.45	-0.50	-0.62
Essex County (Whiteface Mountain), NY	Ozone	Former Subpart 1	50	0.00	0.00	0.00	0.00	0.00	0.00	0.00	0.00	0.00	0.00
Eugene-Springfield, OR	CO	Maintenance	100	0.00	-0.28	-0.35	-0.51	-0.53	-0.56	-0.60	-0.63	-0.69	-0.87
Eugene-Springfield, OR	PM ₁₀	Moderate	100	0.00	-0.28	-0.35	-0.51	-0.53	-0.56	-0.60	-0.63	-0.69	-0.87
Evansville, IN	Ozone	Maintenance	100	0.00	-0.56	-0.69	-1.00	-1.04	-1.10	-1.17	-1.23	-1.36	-1.71
Evansville, IN	PM _{2.5}	Nonattainment	100	0.00	-0.56	-0.69	-1.00	-1.04	-1.10	-1.17	-1.23	-1.36	-1.71
Fairbanks, AK	CO	Maintenance	100	0.00	-0.01	-0.01	-0.02	-0.02	-0.02	-0.02	-0.03	-0.03	-0.04
Fayetteville, NC	Ozone	Former Subpart 1	50	0.00	-0.20	-0.25	-0.37	-0.38	-0.40	-0.43	-0.45	-0.50	-0.63
Flathead County; Whitefish and vicinity, MT	PM ₁₀	Moderate	100	0.00	-0.01	-0.01	-0.01	-0.01	-0.01	-0.01	-0.01	-0.01	-0.02
Flint, MI	Ozone	Maintenance	100	0.00	-0.90	-1.10	-1.60	-1.65	-1.73	-1.85	-1.96	-2.16	-2.71
Follansbee, WV	PM ₁₀	Maintenance	100	0.00	0.00	0.00	0.00	0.00	0.00	0.00	0.00	0.00	0.00
Fort Collins, CO	CO	Maintenance	100	0.00	-0.11	-0.13	-0.19	-0.20	-0.21	-0.22	-0.23	-0.26	-0.32
Fort Hall Reservation, ID	PM ₁₀	Moderate	100	0.00	0.00	0.00	0.00	0.00	0.00	0.00	0.00	0.00	0.00
Fort Wayne, IN	Ozone	Maintenance	100	0.00	-0.33	-0.40	-0.59	-0.61	-0.64	-0.68	-0.72	-0.79	-1.00
Franklin County, PA	Ozone	Maintenance	100	0.00	-0.16	-0.19	-0.28	-0.30	-0.31	-0.33	-0.35	-0.39	-0.49
Franklin Township (Coshocton County), OH	SO _x	Maintenance	100	0.00	0.00	0.00	0.00	0.00	0.00	0.00	0.00	0.00	0.00
Frederick County, VA	Ozone	Former Subpart 1	50	0.00	-0.10	-0.13	-0.19	-0.20	-0.21	-0.22	-0.23	-0.26	-0.32
Fredericksburg, VA	Ozone	Maintenance	100	0.00	-0.20	-0.25	-0.36	-0.38	-0.40	-0.42	-0.45	-0.49	-0.62
Freehold, NJ	CO	Maintenance	100	0.00	0.00	-0.01	-0.01	-0.01	-0.01	-0.01	-0.01	-0.01	-0.01
Fresno, CA	CO	Maintenance	100	0.00	-0.34	-0.42	-0.61	-0.64	-0.67	-0.72	-0.75	-0.83	-1.05
Grand Rapids, MI	Ozone	Maintenance	100	0.00	-0.87	-1.07	-1.57	-1.63	-1.71	-1.83	-1.93	-2.13	-2.68
Granite City, Nameoki Townships, IL	PM ₁₀	Maintenance	100	0.00	-0.04	-0.05	-0.07	-0.07	-0.07	-0.08	-0.08	-0.09	-0.11
Grant County, NM	SO _x	Maintenance	100	0.00	0.00	0.00	0.00	0.00	0.00	0.00	0.00	0.00	-0.01
Grants Pass, OR	CO	Maintenance	100	0.00	-0.02	-0.03	-0.04	-0.04	-0.04	-0.05	-0.05	-0.06	-0.07
Grants Pass, OR	PM ₁₀	Maintenance	100	0.00	-0.02	-0.03	-0.04	-0.04	-0.04	-0.05	-0.05	-0.06	-0.07
Great Falls, MT	CO	Maintenance	100	0.00	-0.01	-0.02	-0.03	-0.03	-0.03	-0.03	-0.03	-0.04	-0.04
Greater Connecticut, CT	Ozone	Moderate	50	0.00	-0.58	-0.72	-1.05	-1.09	-1.15	-1.23	-1.29	-1.43	-1.80
Greeley, CO	CO	Maintenance	100	0.00	-0.09	-0.11	-0.16	-0.16	-0.17	-0.18	-0.19	-0.21	-0.27
Green Bay, WI	SO _x	Maintenance	100	0.00	-0.09	-0.12	-0.17	-0.18	-0.18	-0.20	-0.21	-0.23	-0.29
Greene County, IN	Ozone	Maintenance	100	0.00	-0.04	-0.05	-0.08	-0.08	-0.09	-0.09	-0.10	-0.11	-0.13
Greene County, PA	Ozone	Maintenance	100	0.00	-0.03	-0.04	-0.05	-0.05	-0.06	-0.06	-0.06	-0.07	-0.09
Greensboro-Winston Salem-High Point, NC	Ozone	Marginal	50	0.00	-1.77	-2.18	-3.19	-3.31	-3.48	-3.72	-3.92	-4.32	-5.44
Greensboro-Winston salem-High Point, NC	PM _{2.5}	Nonattainment	100	0.00	-1.77	-2.18	-3.19	-3.31	-3.48	-3.72	-3.92	-4.32	-5.44
Greenville-Spartanburg-Anderson, SC	Ozone	Former Subpart 1	50	0.00	-0.78	-0.96	-1.40	-1.46	-1.53	-1.63	-1.72	-1.90	-2.39
Groveland Township (Tazewell County), IL	SO _x	Maintenance	100	0.00	-0.02	-0.03	-0.04	-0.04	-0.04	-0.04	-0.05	-0.05	-0.06

Table D1-29 Emission Changes <u>a/</u> by Nonattainment Area with Alternative Standards for HD Vehicles Sulfur Dioxide (SO ₂) 2030													
Nonattainment Area	Pollutant	Status <u>c/</u>	General Conformity Threshold <u>d/</u>	Emissions Changes for Proposed Alternatives (tons/year)									
				Alt. 1	Alt. 2	Alt. 3	Alt. 4	Alt. 6A	Alt. 5	Alt. 6 <u>b/</u>	Alt. 7	Alt. 6B	Alt. 8
				No Action	Engine Only	Class 8 Tractors	Engines & Classes 7-8 Tractors	15% below Preferred Alternative Stringency	Engines, Classes 7-8 Tractors, & Classes 2b-3	Engines, Tractors, & Classes 2b-8	Engines, Tractors, & Truck, & Trailers	20% above Preferred Alternative Stringency	Accelerated Hybrid Adoption
Hancock-Knox-Lincoln-Waldo Counties, ME	Ozone	Maintenance	100	0.00	-0.09	-0.11	-0.16	-0.17	-0.18	-0.19	-0.20	-0.22	-0.27
Harrisburg-Lebanon-Carlisle, PA	Ozone	Maintenance	100	0.00	-1.67	-2.06	-3.01	-3.13	-3.29	-3.51	-3.70	-4.08	-5.14
Harrisburg-Lebanon-Carlisle, PA	PM _{2.5}	Nonattainment	100	0.00	-1.67	-2.06	-3.01	-3.13	-3.29	-3.51	-3.70	-4.08	-5.14
Hartford-New Britain-Middletown, CT	CO	Maintenance	100	0.00	-0.40	-0.50	-0.73	-0.75	-0.79	-0.85	-0.89	-0.98	-1.24
Hayden (Pinal County), AZ	SO _x	Nonattainment	100	0.00	-0.01	-0.01	-0.01	-0.01	-0.01	-0.01	-0.02	-0.02	-0.02
Hayden/Miami, AZ	PM ₁₀	Moderate	100	0.00	-0.02	-0.03	-0.04	-0.04	-0.05	-0.05	-0.05	-0.06	-0.07
Haywood and Swain Counties (Great Smoky Mountain NP), NC	Ozone	Maintenance	100	0.00	0.00	-0.01	-0.01	-0.01	-0.01	-0.01	-0.01	-0.01	-0.01
Hazelwood, PA	SO _x	Maintenance	100	0.00	-0.02	-0.02	-0.03	-0.03	-0.04	-0.04	-0.04	-0.05	-0.06
Hickory, NC	PM _{2.5}	Nonattainment	100	0.00	-0.12	-0.15	-0.21	-0.22	-0.24	-0.25	-0.26	-0.29	-0.37
Hickory-Morgantown-Lenoir, NC	Ozone	Former Subpart 1	50	0.00	-0.21	-0.26	-0.38	-0.40	-0.42	-0.45	-0.47	-0.52	-0.65
Hollis Township, IL	SO _x	Maintenance	100	0.00	0.00	0.00	0.00	0.00	0.00	0.00	0.00	-0.01	-0.01
Houston-Galveston-Brazoria, TX	Ozone	Severe	25	0.00	-110.02	-133.58	-192.73	-197.99	-206.92	-222.10	-235.43	-259.10	-322.48
Humphreys County, TN	SO _x	Maintenance	100	0.00	-0.01	-0.01	-0.01	-0.01	-0.01	-0.02	-0.02	-0.02	-0.02
Huntington-Ashland, WV-KY-OH	PM _{2.5}	Nonattainment	100	0.00	-6.07	-7.38	-10.64	-10.94	-11.43	-12.27	-13.00	-14.31	-17.82
Huntington-Ashland, WV-KY	Ozone	Maintenance	100	0.00	-5.95	-7.23	-10.43	-10.71	-11.19	-12.02	-12.74	-14.02	-17.45
Huron County, MI	Ozone	Maintenance	100	0.00	-0.03	-0.04	-0.05	-0.06	-0.06	-0.06	-0.07	-0.07	-0.09
Imperial County, CA	Ozone	Moderate	50	0.00	-0.16	-0.20	-0.28	-0.30	-0.31	-0.33	-0.35	-0.39	-0.49
Imperial Valley, CA	PM ₁₀	Serious	70	0.00	-0.15	-0.19	-0.28	-0.29	-0.30	-0.32	-0.34	-0.38	-0.48
Indian Wells, CA	PM ₁₀	Maintenance	100	0.00	-0.02	-0.03	-0.04	-0.04	-0.04	-0.04	-0.04	-0.05	-0.06
Indianapolis, IN	CO	Maintenance	100	0.00	-3.10	-3.82	-5.57	-5.80	-6.10	-6.51	-6.86	-7.56	-9.52
Indianapolis, IN	Ozone	Maintenance	100	0.00	-3.10	-3.82	-5.57	-5.80	-6.10	-6.51	-6.86	-7.56	-9.52
Indianapolis, IN	PM _{2.5}	Nonattainment	100	0.00	-3.10	-3.82	-5.57	-5.80	-6.10	-6.51	-6.86	-7.56	-9.52
Jackson County, IN	Ozone	Maintenance	100	0.00	-0.09	-0.11	-0.17	-0.17	-0.18	-0.19	-0.20	-0.22	-0.28
Jamestown, NY	Ozone	Former Subpart 1	50	0.00	-0.13	-0.16	-0.23	-0.24	-0.26	-0.27	-0.29	-0.32	-0.40
Jefferson County, NY	Ozone	Moderate	50	0.00	-0.08	-0.10	-0.15	-0.16	-0.17	-0.18	-0.19	-0.21	-0.26
Jefferson County, OH	PM ₁₀	Maintenance	100	0.00	-0.01	-0.01	-0.01	-0.01	-0.01	-0.01	-0.01	-0.01	-0.02
Johnson City-Kingsport-Bristol, TN	Ozone	Former Subpart 1	50	0.00	-0.18	-0.22	-0.32	-0.33	-0.34	-0.37	-0.39	-0.43	-0.54
Johnstown, PA	Ozone	Maintenance	100	0.00	-0.14	-0.17	-0.25	-0.26	-0.27	-0.29	-0.30	-0.34	-0.42
Johnstown, PA	PM _{2.5}	Nonattainment	100	0.00	-0.14	-0.17	-0.25	-0.26	-0.27	-0.29	-0.30	-0.34	-0.42
Juneau, AK	PM ₁₀	Moderate	100	0.00	-0.01	-0.01	-0.01	-0.01	-0.01	-0.01	-0.01	-0.01	-0.02
Kalamazoo-Battle Creek, MI	Ozone	Maintenance	100	0.00	-0.53	-0.65	-0.95	-0.99	-1.04	-1.11	-1.17	-1.29	-1.62
Kalispell, MT	PM ₁₀	Moderate	100	0.00	-0.02	-0.03	-0.04	-0.04	-0.04	-0.05	-0.05	-0.05	-0.07
Kent and Queen Annes Counties, MD	Ozone	Maintenance	100	0.00	-0.06	-0.07	-0.10	-0.11	-0.11	-0.12	-0.13	-0.14	-0.18
Kent, WA	PM ₁₀	Maintenance	100	0.00	-0.02	-0.02	-0.03	-0.03	-0.04	-0.04	-0.04	-0.04	-0.06
Kern County (Eastern Kern), CA	Ozone	Former Subpart 1	50	0.00	-0.05	-0.06	-0.09	-0.09	-0.10	-0.11	-0.11	-0.12	-0.16
Kewaunee County, WI	Ozone	Maintenance	100	0.00	-0.02	-0.03	-0.04	-0.05	-0.05	-0.05	-0.05	-0.06	-0.08
King County, WA	PM ₁₀	Maintenance	100	0.00	-0.01	-0.01	-0.01	-0.01	-0.01	-0.02	-0.02	-0.02	-0.02
Klamath Falls, OR	CO	Maintenance	100	0.00	-0.06	-0.08	-0.11	-0.12	-0.12	-0.13	-0.14	-0.15	-0.19
Klamath Falls, OR	PM ₁₀	Maintenance	100	0.00	-0.06	-0.08	-0.11	-0.12	-0.12	-0.13	-0.14	-0.15	-0.19
Knoxville, TN	Ozone	Former Subpart 1	50	0.00	-2.08	-2.56	-3.74	-3.89	-4.09	-4.37	-4.61	-5.07	-6.39
Knoxville, TN	PM _{2.5}	Nonattainment	100	0.00	-2.08	-2.56	-3.74	-3.89	-4.09	-4.37	-4.61	-5.07	-6.39
La Porte County, IN	SO _x	Maintenance	100	0.00	-0.05	-0.06	-0.08	-0.09	-0.09	-0.10	-0.10	-0.11	-0.14
LaGrande, OR	PM ₁₀	Maintenance	100	0.00	-0.01	-0.01	-0.02	-0.02	-0.02	-0.02	-0.02	-0.02	-0.03

Table D1-29 Emission Changes <u>a/</u> by Nonattainment Area with Alternative Standards for HD Vehicles Sulfur Dioxide (SO ₂) 2030													
Nonattainment Area	Pollutant	Status <u>c/</u>	General Conformity Threshold <u>d/</u>	Emissions Changes for Proposed Alternatives (tons/year)									
				Alt. 1	Alt. 2	Alt. 3	Alt. 4	Alt. 6A	Alt. 5	Alt. 6 <u>b/</u>	Alt. 7	Alt. 6B	Alt. 8
				No Action	Engine Only	Class 8 Tractors	Engines & Classes 7-8 Tractors	15% below Preferred Alternative Stringency	Engines, Classes 7-8 Tractors, & Classes 2b-3	Engines, Tractors, & Classes 2b-8	Engines, Tractors, & Truck, & Trailers	20% above Preferred Alternative Stringency	Accelerated Hybrid Adoption
Lake County, IN	SO _x	Maintenance	100	0.00	-0.23	-0.28	-0.41	-0.42	-0.44	-0.47	-0.50	-0.55	-0.69
Lake County, OH	SO _x	Maintenance	100	0.00	-0.03	-0.04	-0.05	-0.06	-0.06	-0.06	-0.07	-0.07	-0.09
Lake County, OR	PM ₁₀	Maintenance	100	0.00	0.00	0.00	-0.01	-0.01	-0.01	-0.01	-0.01	-0.01	-0.01
Lake Tahoe North Shore, CA	CO	Maintenance	100	0.00	-0.01	-0.01	-0.02	-0.02	-0.02	-0.02	-0.02	-0.03	-0.03
Lake Tahoe South Shore, CA	CO	Maintenance	100	0.00	-0.03	-0.03	-0.05	-0.05	-0.05	-0.06	-0.06	-0.07	-0.08
Lake Tahoe, NV	CO	Maintenance	100	0.00	-0.01	-0.01	-0.01	-0.01	-0.01	-0.01	-0.02	-0.02	-0.02
Lamar, CO	PM ₁₀	Maintenance	100	0.00	-0.01	-0.01	-0.01	-0.01	-0.01	-0.01	-0.01	-0.02	-0.02
Lame Deer, MT	PM ₁₀	Moderate	100	0.00	0.00	0.00	0.00	0.00	0.00	0.00	0.00	0.00	0.00
Lancaster, PA	Ozone	Maintenance	100	0.00	-0.67	-0.83	-1.21	-1.25	-1.32	-1.41	-1.48	-1.63	-2.06
Lancaster, PA	PM _{2.5}	Nonattainment	100	0.00	-0.67	-0.83	-1.21	-1.25	-1.32	-1.41	-1.48	-1.63	-2.06
Lane County, OR	PM ₁₀	Moderate	100	0.00	0.00	0.00	0.00	0.00	0.00	0.00	0.00	0.00	0.00
Lansing-East Lansing, MI	Ozone	Maintenance	100	0.00	-0.50	-0.62	-0.90	-0.94	-0.99	-1.06	-1.11	-1.23	-1.54
LaPorte, IN	Ozone	Maintenance	100	0.00	-0.13	-0.16	-0.23	-0.24	-0.26	-0.27	-0.29	-0.32	-0.40
Las Vegas, NV	CO	Serious	100	0.00	-0.30	-0.37	-0.54	-0.56	-0.59	-0.63	-0.66	-0.73	-0.92
Las Vegas, NV	Ozone	Former Subpart 1	50	0.00	-0.30	-0.37	-0.54	-0.56	-0.59	-0.63	-0.66	-0.73	-0.92
Lauderdale County, AL	SO _x	Maintenance	100	0.00	-0.06	-0.08	-0.11	-0.12	-0.12	-0.13	-0.14	-0.15	-0.19
Laurel Area (Yellowstone County), MT	SO _x	Nonattainment	100	0.00	0.00	0.00	0.00	0.00	0.00	0.00	0.00	0.00	0.00
Libby, MT	PM ₁₀	Moderate	100	0.00	-0.01	-0.01	-0.01	-0.01	-0.02	-0.02	-0.02	-0.02	-0.02
Libby, MT	PM _{2.5}	Nonattainment	100	0.00	-0.01	-0.01	-0.01	-0.01	-0.02	-0.02	-0.02	-0.02	-0.02
Liberty-Clairton, PA	PM _{2.5}	Nonattainment	100	0.00	-0.01	-0.01	-0.01	-0.01	-0.01	-0.01	-0.01	-0.02	-0.02
Lima, OH	Ozone	Maintenance	100	0.00	-38.70	-46.96	-67.74	-69.57	-72.69	-78.04	-82.73	-91.05	-113.28
Longmont, CO	CO	Maintenance	100	0.00	-0.05	-0.06	-0.09	-0.10	-0.10	-0.11	-0.12	-0.13	-0.16
Lorain County, OH	SO _x	Maintenance	100	0.00	-0.04	-0.04	-0.06	-0.07	-0.07	-0.07	-0.08	-0.09	-0.11
Los Angeles South Coast Air Basin, CA	CO	Maintenance	100	0.00	-110.78	-135.01	-195.29	-201.23	-210.61	-225.76	-239.02	-263.07	-328.44
Los Angeles South Coast Air Basin, CA	NO _x	Maintenance	100	0.00	-110.78	-135.01	-195.29	-201.23	-210.61	-225.76	-239.02	-263.07	-328.44
Los Angeles South Coast Air Basin, CA	Ozone	Extreme	10	0.00	-110.78	-135.01	-195.29	-201.23	-210.61	-225.76	-239.02	-263.07	-328.44
Los Angeles South Coast Air Basin, CA	PM ₁₀	Serious	70	0.00	-110.78	-135.01	-195.29	-201.23	-210.61	-225.76	-239.02	-263.07	-328.44
Los Angeles South Coast Air Basin, CA	PM _{2.5}	Nonattainment	100	0.00	-110.78	-135.01	-195.29	-201.23	-210.61	-225.76	-239.02	-263.07	-328.44
Los Angeles-San Bernardino Counties (western Mohave), CA	Ozone	Moderate	50	0.00	-0.28	-0.34	-0.50	-0.52	-0.54	-0.58	-0.61	-0.67	-0.85
Louisville, KY-IN	Ozone	Maintenance	100	0.00	-2.19	-2.70	-3.94	-4.10	-4.31	-4.60	-4.85	-5.34	-6.73
Louisville, KY-IN	PM _{2.5}	Nonattainment	100	0.00	-2.19	-2.70	-3.94	-4.10	-4.31	-4.60	-4.85	-5.34	-6.73
Lowell, MA	CO	Maintenance	100	0.00	-0.06	-0.08	-0.12	-0.12	-0.13	-0.14	-0.14	-0.16	-0.20
Lucas County, OH	SO _x	Maintenance	100	0.00	-0.22	-0.27	-0.39	-0.41	-0.43	-0.46	-0.48	-0.53	-0.67
Lyons Township, IL	PM ₁₀	Maintenance	100	0.00	-0.06	-0.07	-0.10	-0.11	-0.11	-0.12	-0.12	-0.14	-0.17
Macon, GA	Ozone	Maintenance	100	0.00	-0.20	-0.25	-0.37	-0.38	-0.40	-0.43	-0.45	-0.50	-0.63
Macon, GA	PM _{2.5}	Nonattainment	100	0.00	-0.20	-0.25	-0.37	-0.38	-0.40	-0.43	-0.45	-0.50	-0.63
Madison and Page Counties (Shenandoah NP), VA	Ozone	Maintenance	100	0.00	0.00	0.00	0.00	0.00	0.00	0.00	0.00	0.00	-0.01
Madison, WI	SO _x	Maintenance	100	0.00	-0.22	-0.27	-0.39	-0.41	-0.43	-0.46	-0.48	-0.53	-0.67
Mammoth Lake, CA	PM ₁₀	Moderate	100	0.00	-0.01	-0.01	-0.01	-0.01	-0.01	-0.02	-0.02	-0.02	-0.02
Manchester, NH	CO	Maintenance	100	0.00	-0.05	-0.06	-0.09	-0.09	-0.09	-0.10	-0.11	-0.12	-0.15
Manitowoc County, WI	Ozone	Former Subpart 1	50	0.00	-0.13	-0.16	-0.23	-0.24	-0.25	-0.27	-0.28	-0.31	-0.39
Marion County, IN	SO _x	Maintenance	100	0.00	-0.22	-0.27	-0.39	-0.40	-0.42	-0.45	-0.48	-0.53	-0.66
Mariposa and Tuolumne Counties (Southern Mountain), CA	Ozone	Former Subpart 1	50	0.00	-0.05	-0.06	-0.09	-0.09	-0.10	-0.10	-0.11	-0.12	-0.15

Table D1-29 Emission Changes <u>a/</u> by Nonattainment Area with Alternative Standards for HD Vehicles Sulfur Dioxide (SO ₂) 2030													
Nonattainment Area	Pollutant	Status <u>c/</u>	General Conformity Threshold <u>d/</u>	Emissions Changes for Proposed Alternatives (tons/year)									
				Alt. 1	Alt. 2	Alt. 3	Alt. 4	Alt. 6A	Alt. 5	Alt. 6 <u>b/</u>	Alt. 7	Alt. 6B	Alt. 8
				No Action	Engine Only	Class 8 Tractors	Engines & Classes 7-8 Tractors	15% below Preferred Alternative Stringency	Engines, Classes 7-8 Tractors, & Classes 2b-3	Engines, Tractors, & Classes 2b-8	Engines, Tractors, & Trucks, & Trailers	20% above Preferred Alternative Stringency	Accelerated Hybrid Adoption
Martinsburg, WV-Hagerstown, MD	PM _{2.5}	Nonattainment	100	0.00	-0.24	-0.30	-0.43	-0.45	-0.47	-0.51	-0.53	-0.59	-0.74
Mason County, MI	Ozone	Maintenance	100	0.00	-0.03	-0.03	-0.05	-0.05	-0.06	-0.06	-0.06	-0.07	-0.09
Medford, OR	CO	Maintenance	100	0.00	-0.05	-0.07	-0.09	-0.10	-0.10	-0.11	-0.12	-0.13	-0.16
Medford-Ashland, OR	PM ₁₀	Maintenance	100	0.00	-0.13	-0.16	-0.23	-0.24	-0.25	-0.26	-0.28	-0.31	-0.39
Memphis, TN-AR	Ozone	Maintenance	100	0.00	-2.17	-2.65	-3.84	-3.96	-4.15	-4.44	-4.70	-5.18	-6.47
Memphis, TN	CO	Maintenance	100	0.00	-2.10	-2.57	-3.72	-3.84	-4.02	-4.30	-4.55	-5.01	-6.26
Miami (Gila County), AZ	SO _x	Maintenance	100	0.00	-0.02	-0.02	-0.03	-0.03	-0.03	-0.04	-0.04	-0.04	-0.05
Millinocket AQCR 109, ME	SO _x	Maintenance	100	0.00	0.00	-0.01	-0.01	-0.01	-0.01	-0.01	-0.01	-0.01	-0.01
Milwaukee, WI	SO _x	Maintenance	100	0.00	-0.34	-0.42	-0.61	-0.63	-0.67	-0.71	-0.75	-0.83	-1.04
Milwaukee-Racine, WI	Ozone	Moderate	50	0.00	-1.38	-1.70	-2.48	-2.58	-2.71	-2.89	-3.05	-3.36	-4.23
Minneapolis-St Paul, MN	CO	Maintenance	100	0.00	-12.24	-14.95	-21.65	-22.34	-23.40	-25.07	-26.52	-29.19	-36.50
Minneapolis-St Paul, MN	SO _x	Maintenance	100	0.00	-4.57	-5.64	-8.23	-8.56	-9.00	-9.61	-10.13	-11.15	-14.06
Missoula, MT	CO	Maintenance	100	0.00	-0.09	-0.11	-0.17	-0.17	-0.18	-0.19	-0.21	-0.23	-0.29
Missoula, MT	PM ₁₀	Moderate	100	0.00	-0.09	-0.11	-0.17	-0.17	-0.18	-0.19	-0.21	-0.23	-0.29
Modesto, CA	CO	Maintenance	100	0.00	-0.19	-0.24	-0.34	-0.36	-0.38	-0.40	-0.42	-0.47	-0.59
Mohave County, AZ	PM ₁₀	Maintenance	100	0.00	-0.09	-0.11	-0.16	-0.16	-0.17	-0.18	-0.19	-0.21	-0.27
Mono Basin, CA	PM ₁₀	Moderate	100	0.00	0.00	0.00	0.00	0.00	0.00	0.00	0.00	0.00	0.00
Morenci (Greenlee County), AZ	SO _x	Maintenance	100	0.00	0.00	0.00	0.00	0.00	0.00	0.00	0.00	0.00	-0.01
Morristown, NJ	CO	Maintenance	100	0.00	-0.01	-0.01	-0.02	-0.02	-0.02	-0.02	-0.02	-0.02	-0.03
Muhlenberg County, KY	SO _x	Maintenance	100	0.00	-0.02	-0.03	-0.04	-0.04	-0.05	-0.05	-0.05	-0.06	-0.07
Muncie, IN	Ozone	Maintenance	100	0.00	-0.11	-0.13	-0.19	-0.20	-0.21	-0.22	-0.24	-0.26	-0.33
Murray County (Chattahoochee NF), GA	Ozone	Maintenance	100	0.00	0.00	0.00	-0.01	-0.01	-0.01	-0.01	-0.01	-0.01	-0.01
Muscatine County, IA	SO _x	Maintenance	100	0.00	-0.02	-0.02	-0.03	-0.03	-0.03	-0.04	-0.04	-0.04	-0.05
Muskegon, MI	Ozone	Maintenance	100	0.00	-0.14	-0.17	-0.25	-0.26	-0.27	-0.29	-0.30	-0.33	-0.42
Nashua, NH	CO	Maintenance	100	0.00	-0.04	-0.05	-0.07	-0.07	-0.08	-0.08	-0.09	-0.09	-0.12
Nashville, TN	Ozone	Former Subpart 1	50	0.00	-1.73	-2.13	-3.11	-3.24	-3.40	-3.63	-3.83	-4.22	-5.32
Nevada County (western part), CA	Ozone	Former Subpart 1	50	0.00	-0.05	-0.07	-0.10	-0.10	-0.11	-0.11	-0.12	-0.13	-0.17
New Haven County, CT	PM ₁₀	Maintenance	100	0.00	-0.06	-0.07	-0.10	-0.11	-0.11	-0.12	-0.13	-0.14	-0.18
New Haven-Meriden-Waterbury, CT	CO	Maintenance	100	0.00	-0.31	-0.38	-0.55	-0.58	-0.60	-0.65	-0.68	-0.75	-0.94
New Manchester-Grant Magisterial District (Hancock County), WV	SO _x	Maintenance	100	0.00	0.00	0.00	-0.01	-0.01	-0.01	-0.01	-0.01	-0.01	-0.01
New York County, NY	PM ₁₀	Moderate	100	0.00	-0.12	-0.15	-0.22	-0.23	-0.24	-0.25	-0.27	-0.30	-0.37
New York-N. New Jersey-Long Island, NY-NJ-CT	CO	Maintenance	100	0.00	-14.27	-17.46	-25.33	-26.19	-27.46	-29.39	-31.07	-34.20	-42.85
New York-N. New Jersey-Long Island, NY-NJ-CT	PM _{2.5}	Nonattainment	100	0.00	-15.70	-19.20	-27.84	-28.77	-30.15	-32.28	-34.14	-37.58	-47.05
New York-northern New Jersey-Long Island, NY-NJ-CT	Ozone	Moderate	50	0.00	-13.24	-16.17	-23.42	-24.17	-25.31	-27.12	-28.69	-31.58	-39.49
Nogales, AZ	PM ₁₀	Moderate	100	0.00	-0.03	-0.04	-0.06	-0.06	-0.06	-0.07	-0.07	-0.08	-0.10
Norfolk-Virginia Beach-Newport News, VA	Ozone	Maintenance	100	0.00	-16.27	-19.75	-28.50	-29.28	-30.60	-32.84	-34.81	-38.31	-47.68
Ogden, UT	CO	Maintenance	100	0.00	-0.05	-0.07	-0.10	-0.10	-0.10	-0.11	-0.12	-0.13	-0.16
Ogden, UT	PM ₁₀	Moderate	100	0.00	-0.05	-0.07	-0.10	-0.10	-0.10	-0.11	-0.12	-0.13	-0.16
Oglesby, IL	PM ₁₀	Maintenance	100	0.00	0.00	0.00	0.00	0.00	0.00	0.00	0.00	-0.01	-0.01
Olmsted County, MN	PM ₁₀	Maintenance	100	0.00	-0.02	-0.02	-0.03	-0.03	-0.03	-0.03	-0.04	-0.04	-0.05
Olympia, Tumwater, Lacey, WA	PM ₁₀	Maintenance	100	0.00	-0.08	-0.10	-0.14	-0.15	-0.15	-0.16	-0.17	-0.19	-0.24
Owens Valley, CA	PM ₁₀	Serious	70	0.00	0.00	0.00	0.00	0.00	0.00	-0.01	-0.01	-0.01	-0.01
Pagosa Springs, CO	PM ₁₀	Maintenance	100	0.00	0.00	0.00	0.00	0.00	0.00	0.00	0.00	0.00	0.00

Table D1-29 Emission Changes <u>a/</u> by Nonattainment Area with Alternative Standards for HD Vehicles Sulfur Dioxide (SO ₂) 2030													
Nonattainment Area	Pollutant	Status <u>c/</u>	General Conformity Threshold <u>d/</u>	Emissions Changes for Proposed Alternatives (tons/year)									
				Alt. 1	Alt. 2	Alt. 3	Alt. 4	Alt. 6A	Alt. 5	Alt. 6 <u>b/</u>	Alt. 7	Alt. 6B	Alt. 8
				No Action	Engine Only	Class 8 Tractors	Engines & Classes 7-8 Tractors	15% below Preferred Alternative Stringency	Engines, Classes 7-8 Tractors, & Classes 2b-3	Engines, Tractors, & Classes 2b-8	Engines, Tractors, & Truck, & Trailers	20% above Preferred Alternative Stringency	Accelerated Hybrid Adoption
Parkersburg-Marietta, WV-OH	Ozone	Maintenance	100	0.00	-0.30	-0.36	-0.53	-0.55	-0.58	-0.62	-0.65	-0.72	-0.91
Parkersburg-Marietta, WV-OH	PM _{2.5}	Nonattainment	100	0.00	-0.30	-0.36	-0.53	-0.55	-0.58	-0.62	-0.65	-0.72	-0.91
Payson, AZ	PM ₁₀	Maintenance	100	0.00	-0.01	-0.01	-0.02	-0.02	-0.02	-0.02	-0.02	-0.03	-0.03
Penns Grove, NJ	CO	Maintenance	100	0.00	0.00	0.00	0.00	0.00	0.00	0.00	0.00	0.00	0.00
Peoria, IL	SO _x	Maintenance	100	0.00	-0.09	-0.11	-0.16	-0.17	-0.18	-0.19	-0.20	-0.22	-0.28
Perth Amboy, NJ	CO	Maintenance	100	0.00	-1.47	-1.79	-2.58	-2.65	-2.77	-2.97	-3.15	-3.47	-4.31
Philadelphia-Camden County, PA-NJ	CO	Maintenance	100	0.00	-0.25	-0.31	-0.46	-0.48	-0.50	-0.53	-0.56	-0.62	-0.78
Phildelphia-Wilmington, PA-NY-DE	PM _{2.5}	Nonattainment	100	0.00	-60.76	-73.78	-106.48	-109.40	-114.35	-122.73	-130.08	-143.16	-178.22
Phildelphia-Wilmington-Atlantic City, PA-NY-MD-DE	Ozone	Moderate	50	0.00	-61.65	-74.89	-108.08	-111.07	-116.10	-124.60	-132.06	-145.34	-180.96
Phoenix, AZ	CO	Maintenance	100	0.00	-5.74	-7.08	-10.32	-10.74	-11.29	-12.05	-12.71	-13.99	-17.64
Phoenix, AZ	PM ₁₀	Serious	70	0.00	-5.74	-7.08	-10.32	-10.74	-11.29	-12.05	-12.71	-13.99	-17.64
Phoenix-Mesa, AZ	Ozone	Former Subpart 1	50	0.00	-2.93	-3.61	-5.26	-5.48	-5.76	-6.15	-6.48	-7.14	-9.00
Pierce County, WA	PM ₁₀	Maintenance	100	0.00	-0.01	-0.01	-0.01	-0.01	-0.01	-0.02	-0.02	-0.02	-0.02
Pinehurst, ID	PM ₁₀	Moderate	100	0.00	0.00	0.00	0.00	0.00	0.00	0.00	0.00	0.00	0.00
Pittsburgh, PA	CO	Maintenance	100	0.00	-0.01	-0.01	-0.02	-0.02	-0.02	-0.02	-0.02	-0.03	-0.03
Pittsburgh-Beaver Valley, PA	Ozone	Former Subpart 1	50	0.00	-2.37	-2.92	-4.26	-4.43	-4.66	-4.97	-5.25	-5.78	-7.28
Pittsburgh-Beaver Valley, PA	PM _{2.5}	Nonattainment	100	0.00	-2.37	-2.92	-4.26	-4.43	-4.66	-4.97	-5.25	-5.78	-7.28
Polk County, TN	SO _x	Maintenance	100	0.00	-0.02	-0.02	-0.03	-0.03	-0.03	-0.04	-0.04	-0.04	-0.05
Polson, MT	PM ₁₀	Moderate	100	0.00	0.00	0.00	0.00	0.00	0.00	-0.01	-0.01	-0.01	-0.01
Portland, ME	Ozone	Maintenance	100	0.00	-0.51	-0.63	-0.93	-0.96	-1.01	-1.08	-1.14	-1.25	-1.58
Portland, OR	CO	Maintenance	100	0.00	-0.80	-0.99	-1.44	-1.49	-1.57	-1.67	-1.77	-1.95	-2.45
Portneuf Valley, ID	PM ₁₀	Maintenance	100	0.00	-0.03	-0.04	-0.05	-0.06	-0.06	-0.06	-0.07	-0.07	-0.09
Poughkeepsie, NY	Ozone	Moderate	50	0.00	-0.49	-0.60	-0.88	-0.91	-0.96	-1.02	-1.08	-1.19	-1.50
Presque Isle, ME	PM ₁₀	Maintenance	100	0.00	-0.01	-0.01	-0.01	-0.01	-0.01	-0.02	-0.02	-0.02	-0.02
Providence (entire State), RI	Ozone	Moderate	50	0.00	-0.23	-0.28	-0.41	-0.42	-0.44	-0.47	-0.50	-0.55	-0.69
Provo, UT	CO	Maintenance	100	0.00	-0.07	-0.08	-0.12	-0.13	-0.13	-0.14	-0.15	-0.17	-0.21
Raleigh-Durham, NC	CO	Maintenance	100	0.00	-0.96	-1.19	-1.73	-1.80	-1.89	-2.02	-2.13	-2.35	-2.96
Raleigh-Durham-Chapel Hill, NC	Ozone	Maintenance	100	0.00	-1.47	-1.82	-2.65	-2.76	-2.90	-3.10	-3.27	-3.60	-4.53
Ramsey County, MN	PM ₁₀	Maintenance	100	0.00	0.00	0.00	0.00	0.00	0.00	0.00	0.00	0.00	0.00
Reading, PA	Ozone	Maintenance	100	0.00	-0.55	-0.68	-1.00	-1.04	-1.09	-1.16	-1.23	-1.35	-1.70
Reading, PA	PM _{2.5}	Nonattainment	100	0.00	-0.55	-0.68	-1.00	-1.04	-1.09	-1.16	-1.23	-1.35	-1.70
Reno, NV	CO	Maintenance	100	0.00	-0.10	-0.13	-0.19	-0.19	-0.20	-0.22	-0.23	-0.25	-0.32
Rhineland (Oneida County), WI	SO _x	Maintenance	100	0.00	0.00	0.00	0.00	0.00	0.00	0.00	0.00	0.00	0.00
Richmond-Petersburg, VA	Ozone	Maintenance	100	0.00	-0.47	-0.57	-0.84	-0.87	-0.91	-0.98	-1.03	-1.13	-1.43
Rillito, AZ	PM ₁₀	Moderate	100	0.00	-0.03	-0.03	-0.05	-0.05	-0.05	-0.05	-0.06	-0.06	-0.08
Riverside County (Coachella Valley), CA	Ozone	Severe	25	0.00	-0.26	-0.33	-0.48	-0.49	-0.52	-0.56	-0.59	-0.64	-0.81
Roanoke, VA	Ozone	Former Subpart 1	50	0.00	-0.21	-0.26	-0.38	-0.39	-0.42	-0.44	-0.47	-0.51	-0.65
Rochester (Olmsted County), MN	SO _x	Maintenance	100	0.00	-0.06	-0.08	-0.12	-0.12	-0.13	-0.14	-0.14	-0.16	-0.20
Rochester, NY	Ozone	Former Subpart 1	50	0.00	-0.52	-0.64	-0.94	-0.98	-1.03	-1.10	-1.16	-1.27	-1.60
Rocky Mount, NC	Ozone	Maintenance	100	0.00	-0.16	-0.19	-0.28	-0.29	-0.31	-0.33	-0.35	-0.38	-0.48
Rome, GA	PM _{2.5}	Nonattainment	100	0.00	-0.07	-0.08	-0.12	-0.13	-0.13	-0.14	-0.15	-0.17	-0.21
Ronan, MT	PM ₁₀	Moderate	100	0.00	0.00	0.00	0.00	0.00	0.00	0.00	0.00	0.00	0.00
Rothschild, Rib Mountain, Weston (Marathon County), WI	SO _x	Maintenance	100	0.00	0.00	0.00	0.00	0.00	0.00	0.00	-0.01	-0.01	-0.01

Table D1-29 Emission Changes <u>a/</u> by Nonattainment Area with Alternative Standards for HD Vehicles Sulfur Dioxide (SO ₂) 2030													
Nonattainment Area	Pollutant	Status <u>c/</u>	General Conformity Threshold <u>d/</u>	Emissions Changes for Proposed Alternatives (tons/year)									
				Alt. 1	Alt. 2	Alt. 3	Alt. 4	Alt. 6A	Alt. 5	Alt. 6 <u>b/</u>	Alt. 7	Alt. 6B	Alt. 8
				No Action	Engine Only	Class 8 Tractors	Engines & Classes 7-8 Tractors	15% below Preferred Alternative Stringency	Engines, Classes 7-8 Tractors, & Classes 2b-3	Engines, Tractors, & Classes 2b-8	Engines, Tractors, & Truck, & Trailers	20% above Preferred Alternative Stringency	Accelerated Hybrid Adoption
Sacramento County, CA	PM ₁₀	Moderate	100	0.00	-0.79	-0.97	-1.42	-1.47	-1.55	-1.66	-1.75	-1.92	-2.42
Sacramento Metro, CA	Ozone	Severe	25	0.00	-1.39	-1.72	-2.50	-2.60	-2.74	-2.92	-3.08	-3.39	-4.28
Sacramento, CA	CO	Maintenance	100	0.00	-0.84	-1.04	-1.52	-1.58	-1.66	-1.77	-1.87	-2.06	-2.59
Salem, OR	CO	Maintenance	100	0.00	-0.08	-0.10	-0.14	-0.15	-0.16	-0.17	-0.18	-0.19	-0.24
Salt Lake City, UT	CO	Maintenance	100	0.00	-1.25	-1.52	-2.19	-2.25	-2.35	-2.53	-2.68	-2.95	-3.67
Salt Lake County, UT	PM ₁₀	Moderate	100	0.00	-2.02	-2.47	-3.58	-3.69	-3.87	-4.14	-4.38	-4.83	-6.04
Salt Lake County, UT	SO _x	Nonattainment	100	0.00	-0.86	-1.06	-1.55	-1.61	-1.69	-1.81	-1.90	-2.10	-2.64
San Antonio, TX	Ozone	Former Subpart 1	50	0.00	-1.15	-1.42	-2.08	-2.16	-2.27	-2.42	-2.56	-2.81	-3.55
San Bernardino County, CA	PM ₁₀	Moderate	100	0.00	-0.18	-0.23	-0.33	-0.34	-0.36	-0.39	-0.41	-0.45	-0.56
San Diego, CA	CO	Maintenance	100	0.00	-2.96	-3.65	-5.32	-5.53	-5.82	-6.21	-6.55	-7.21	-9.09
San Diego, CA	Ozone	Former Subpart 1	50	0.00	-2.96	-3.65	-5.32	-5.53	-5.82	-6.21	-6.55	-7.21	-9.09
San Francisco Bay Area, CA	Ozone	Marginal	50	0.00	-233.34	-283.22	-408.57	-419.63	-438.50	-470.72	-499.00	-549.17	-683.36
San Francisco-Oakland-San Jose, CA	CO	Maintenance	100	0.00	-233.82	-283.81	-409.43	-420.53	-439.45	-471.73	-500.07	-550.34	-684.84
San Joaquin Valley, CA	Ozone	Extreme	10	0.00	-10.66	-13.10	-19.06	-19.77	-20.76	-22.19	-23.43	-25.79	-32.41
San Joaquin Valley, CA	PM ₁₀	Maintenance	100	0.00	-10.66	-13.10	-19.06	-19.77	-20.76	-22.19	-23.43	-25.79	-32.41
San Joaquin Valley, CA	PM _{2.5}	Nonattainment	100	0.00	-10.66	-13.10	-19.06	-19.77	-20.76	-22.19	-23.43	-25.79	-32.41
San Manuel (Pinal County), AZ	SO _x	Maintenance	100	0.00	-0.02	-0.03	-0.04	-0.05	-0.05	-0.05	-0.05	-0.06	-0.08
Sanders County (part);Thompson Falls and vicinity, MT	PM ₁₀	Moderate	100	0.00	0.00	0.00	0.00	0.00	0.00	0.00	0.00	0.00	0.00
Scranton-Wilkes Barre, PA	Ozone	Maintenance	100	0.00	-0.59	-0.73	-1.07	-1.11	-1.17	-1.25	-1.31	-1.45	-1.82
Seattle-Tacoma, WA	CO	Maintenance	100	0.00	-2.15	-2.66	-3.88	-4.03	-4.24	-4.52	-4.77	-5.25	-6.62
Sheboygan, WI	Ozone	Moderate	50	0.00	-0.13	-0.16	-0.23	-0.24	-0.25	-0.27	-0.28	-0.31	-0.39
Sheridan, WY	PM ₁₀	Moderate	100	0.00	-0.02	-0.02	-0.03	-0.03	-0.03	-0.04	-0.04	-0.04	-0.05
Shoshone County, ID	PM ₁₀	Moderate	100	0.00	0.00	0.00	0.00	0.00	0.00	0.00	0.00	0.00	0.00
Somerville, NJ	CO	Maintenance	100	0.00	-0.01	-0.01	-0.01	-0.01	-0.01	-0.01	-0.01	-0.01	-0.02
South Bend-Elkhart, IN	Ozone	Maintenance	100	0.00	-0.35	-0.43	-0.63	-0.66	-0.69	-0.74	-0.78	-0.86	-1.08
Southeast Chicago, IL	PM ₁₀	Maintenance	100	0.00	-0.15	-0.19	-0.27	-0.29	-0.30	-0.32	-0.34	-0.37	-0.47
Spokane County, WA	PM ₁₀	Maintenance	100	0.00	-0.21	-0.26	-0.38	-0.40	-0.42	-0.45	-0.47	-0.52	-0.66
Spokane, WA	CO	Maintenance	100	0.00	-0.21	-0.26	-0.38	-0.40	-0.42	-0.44	-0.47	-0.52	-0.65
Springfield (western MA), MA	Ozone	Moderate	50	0.00	-0.66	-0.81	-1.18	-1.23	-1.29	-1.38	-1.45	-1.60	-2.02
Springfield, MA	CO	Maintenance	100	0.00	-0.10	-0.12	-0.17	-0.18	-0.19	-0.20	-0.21	-0.23	-0.29
St Louis, MO	CO	Maintenance	100	0.00	-0.81	-1.00	-1.45	-1.51	-1.59	-1.69	-1.79	-1.97	-2.48
St Louis, MO-IL	Ozone	Moderate	50	0.00	-200.03	-242.80	-350.28	-359.77	-375.97	-403.58	-427.82	-470.83	-585.91
St. Louis, MO-IL	PM _{2.5}	Nonattainment	100	0.00	-200.01	-242.78	-350.25	-359.74	-375.93	-403.54	-427.79	-470.79	-585.86
State College, PA	Ozone	Maintenance	100	0.00	-0.20	-0.25	-0.36	-0.38	-0.40	-0.43	-0.45	-0.49	-0.62
Steamboat Springs, CO	PM ₁₀	Maintenance	100	0.00	-0.01	-0.02	-0.02	-0.03	-0.03	-0.03	-0.03	-0.03	-0.04
Steubenville & Mingo Junction, OH	SO _x	Maintenance	100	0.00	-0.03	-0.04	-0.06	-0.06	-0.07	-0.07	-0.07	-0.08	-0.10
Steubenville-Weirton, OH-WV	Ozone	Maintenance	100	0.00	-1.82	-2.21	-3.20	-3.29	-3.43	-3.69	-3.91	-4.30	-5.35
Steubenville-Weirton, OH-WV	PM _{2.5}	Nonattainment	100	0.00	-1.82	-2.21	-3.20	-3.29	-3.43	-3.69	-3.91	-4.30	-5.35
Stockton, CA	CO	Maintenance	100	0.00	-0.26	-0.32	-0.47	-0.49	-0.51	-0.55	-0.58	-0.64	-0.80
Sutter County (Sutter Buttes), CA	Ozone	Former Subpart 1	50	0.00	0.00	0.00	0.00	0.00	0.00	0.00	0.00	0.00	0.00
Syracuse, NY	CO	Maintenance	100	0.00	-0.22	-0.27	-0.39	-0.40	-0.43	-0.45	-0.48	-0.53	-0.66
Telluride, CO	PM ₁₀	Maintenance	100	0.00	0.00	0.00	0.00	0.00	0.00	0.00	0.00	0.00	0.00
Terre Haute, IN	Ozone	Maintenance	100	0.00	-0.10	-0.12	-0.18	-0.19	-0.20	-0.21	-0.22	-0.24	-0.31

Table D1-29 Emission Changes ^{a/} by Nonattainment Area with Alternative Standards for HD Vehicles Sulfur Dioxide (SO ₂) 2030													
Nonattainment Area	Pollutant	Status ^{c/}	General Conformity Threshold ^{d/}	Emissions Changes for Proposed Alternatives (tons/year)									
				Alt. 1	Alt. 2	Alt. 3	Alt. 4	Alt. 6A	Alt. 5	Alt. 6 ^{b/}	Alt. 7	Alt. 6B	Alt. 8
				No Action	Engine Only	Class 8 Tractors	Engines & Classes 7-8 Tractors	15% below Preferred Alternative Stringency	Engines, Classes 7-8 Tractors, & Classes 2b-3	Engines, Tractors, & Classes 2b-8	Engines, Tractors, & Truck, & Trailers	20% above Preferred Alternative Stringency	Accelerated Hybrid Adoption
Tioga County, PA	Ozone	Maintenance	100	0.00	-0.05	-0.06	-0.08	-0.09	-0.09	-0.10	-0.10	-0.11	-0.14
Toledo, OH	Ozone	Maintenance	100	0.00	-11.38	-13.81	-19.94	-20.48	-21.41	-22.98	-24.35	-26.80	-33.37
Toms River, NJ	CO	Maintenance	100	0.00	-0.02	-0.03	-0.04	-0.04	-0.04	-0.04	-0.05	-0.05	-0.07
Tooele County, UT	SO _x	Nonattainment	100	0.00	-0.07	-0.09	-0.13	-0.14	-0.14	-0.15	-0.16	-0.18	-0.22
Trenton, NJ	CO	Maintenance	100	0.00	-0.06	-0.07	-0.11	-0.11	-0.12	-0.13	-0.13	-0.15	-0.18
Trona, CA	PM ₁₀	Moderate	100	0.00	0.00	0.00	0.00	0.00	0.00	0.00	0.00	0.00	0.00
Tucson, AZ	CO	Maintenance	100	0.00	-0.50	-0.62	-0.90	-0.94	-0.99	-1.06	-1.11	-1.23	-1.55
Utah County, UT	PM ₁₀	Moderate	100	0.00	-0.20	-0.25	-0.36	-0.37	-0.39	-0.42	-0.44	-0.49	-0.61
Vancouver, WA	CO	Maintenance	100	0.00	-0.23	-0.28	-0.41	-0.43	-0.45	-0.48	-0.51	-0.56	-0.70
Ventura County, CA	Ozone	Serious	50	0.00	-0.43	-0.52	-0.76	-0.79	-0.83	-0.89	-0.94	-1.03	-1.29
Vermillion County, IN	PM ₁₀	Maintenance	100	0.00	-0.01	-0.01	-0.01	-0.02	-0.02	-0.02	-0.02	-0.02	-0.02
Vigo County, IN	SO _x	Maintenance	100	0.00	-0.10	-0.12	-0.18	-0.19	-0.20	-0.21	-0.22	-0.24	-0.31
Wallula, WA	PM ₁₀	Maintenance	100	0.00	0.00	0.00	0.00	0.00	0.00	0.00	0.00	0.00	0.00
Waltham, MA	CO	Maintenance	100	0.00	-0.03	-0.04	-0.06	-0.06	-0.06	-0.06	-0.07	-0.08	-0.10
Warren County, NJ	SO _x	Maintenance	100	0.00	-0.03	-0.04	-0.06	-0.06	-0.06	-0.06	-0.07	-0.08	-0.09
Warren County, PA	SO _x	Nonattainment	100	0.00	-0.01	-0.01	-0.02	-0.02	-0.02	-0.02	-0.02	-0.03	-0.03
Washington County (Hagerstown), MD	Ozone	Former Subpart 1	50	0.00	-0.11	-0.13	-0.20	-0.20	-0.21	-0.23	-0.24	-0.26	-0.33
Washington, DC-MD-VA	CO	Maintenance	100	0.00	-4.31	-5.32	-7.75	-8.06	-8.48	-9.05	-9.55	-10.51	-13.25
Washington, DC-MD-VA	Ozone	Moderate	50	0.00	-4.31	-5.32	-7.75	-8.06	-8.48	-9.05	-9.55	-10.51	-13.25
Washington, DC-MD-VA	PM _{2.5}	Nonattainment	100	0.00	-4.31	-5.32	-7.75	-8.06	-8.48	-9.05	-9.55	-10.51	-13.25
Washoe County, NV	PM ₁₀	Serious	70	0.00	-0.10	-0.13	-0.19	-0.19	-0.20	-0.22	-0.23	-0.25	-0.32
Waterford Township (Washington County), OH	SO _x	Maintenance	100	0.00	0.00	-0.01	-0.01	-0.01	-0.01	-0.01	-0.01	-0.01	-0.02
Wayne County, IN	SO _x	Maintenance	100	0.00	-0.07	-0.08	-0.12	-0.12	-0.13	-0.14	-0.15	-0.16	-0.20
Wayne County, MI	PM ₁₀	Maintenance	100	0.00	-6.62	-8.03	-11.59	-11.90	-12.44	-13.35	-14.15	-15.58	-19.38
Weirton, WV	PM ₁₀	Maintenance	100	0.00	-0.01	-0.01	-0.02	-0.02	-0.02	-0.02	-0.02	-0.03	-0.03
Weirton, WV	SO _x	Maintenance	100	0.00	-0.01	-0.01	-0.02	-0.02	-0.02	-0.02	-0.02	-0.03	-0.03
Wheeling, WV-OH	Ozone	Maintenance	100	0.00	-0.32	-0.39	-0.57	-0.59	-0.62	-0.66	-0.70	-0.77	-0.97
Wheeling, WV-OH	PM _{2.5}	Nonattainment	100	0.00	-0.32	-0.39	-0.57	-0.59	-0.62	-0.66	-0.70	-0.77	-0.97
Winston-Salem, NC	CO	Maintenance	100	0.00	-0.30	-0.37	-0.53	-0.55	-0.58	-0.62	-0.66	-0.72	-0.91
Worcester, MA	CO	Maintenance	100	0.00	-0.15	-0.18	-0.27	-0.28	-0.29	-0.31	-0.33	-0.36	-0.45
Yakima County, WA	PM ₁₀	Maintenance	100	0.00	-0.07	-0.08	-0.12	-0.12	-0.13	-0.14	-0.15	-0.16	-0.20
Yakima, WA	CO	Maintenance	100	0.00	-0.03	-0.03	-0.05	-0.05	-0.06	-0.06	-0.06	-0.07	-0.09
York, PA	Ozone	Maintenance	100	0.00	-0.54	-0.66	-0.97	-1.01	-1.06	-1.13	-1.19	-1.31	-1.66
York, PA	PM _{2.5}	Nonattainment	100	0.00	-0.54	-0.66	-0.97	-1.01	-1.06	-1.13	-1.19	-1.31	-1.66
Youngstown-Warren-Sharon, OH-PA	Ozone	Maintenance	100	0.00	-0.61	-0.75	-1.10	-1.14	-1.20	-1.28	-1.35	-1.49	-1.88
Yuma, AZ	PM ₁₀	Moderate	100	0.00	-0.14	-0.17	-0.25	-0.26	-0.28	-0.29	-0.31	-0.34	-0.43

^{a/} Negative emissions changes indicate reductions; positive emissions changes are increases. Values of less than 0.005 tons/year are rounded to zero.

^{b/} Preferred Alternative

^{c/} Pollutants for which the area is designated nonattainment or maintenance as of 2010. Source: 40 CFR 81.

^{d/} Emissions thresholds in tons/year of: CO in CO maintenance and nonattainment areas; VOC or NO_x in ozone maintenance and nonattainment areas; primary PM_{2.5} in PM_{2.5} maintenance and nonattainment areas; primary PM₁₀ in PM₁₀ maintenance and nonattainment areas; and SO₂ in SO₂ maintenance and nonattainment areas. Source: 40 CFR § 93.153. These thresholds are provided for information only; a general conformity determination is not required for the proposed actions. (See section 3.3.1.)

Source: EPA (U.S. Environmental Protection Agency). 2010. The Green Book Nonattainment Areas. Washington, District of Columbia. Last Revised: June 16, 2010. U.S. Environmental Protection Agency. Available: <http://www.epa.gov/oaqps001/greenbk/>. Accessed: August 6, 2010.

Table D1-30 Emission Changes <u>a/</u> by Nonattainment Area with Alternative Standards for HD Vehicles Sulfur Dioxide (SO ₂) 2050													
Nonattainment Area	Pollutant	Status <u>c/</u>	General Conformity Threshold <u>d/</u>	Emissions Changes for Proposed Alternatives (tons/year)									
				Alt. 1	Alt. 2	Alt. 3	Alt. 4	Alt. 6A	Alt. 5	Alt. 6 <u>b/</u>	Alt. 7	Alt. 6B	Alt. 8
				No Action	Engine Only	Class 8 Tractors	Engines & Classes 7-8 Tractors	15% below Preferred Alternative Stringency	Engines, Classes 7-8 Tractors, & Classes 2b-3	Engines, Tractors, & Classes 2b-8	Engines, Tractors, & Truck, & Trailers	20% above Preferred Alternative Stringency	Accelerated Hybrid Adoption
Addison Township (Gallia County), OH	SO _x	Maintenance	100	0.00	0.00	0.00	0.00	-0.01	-0.01	-0.01	-0.01	-0.01	-0.01
Ajo (Pima County), AZ	PM ₁₀	Moderate	100	0.00	-0.01	-0.01	-0.01	-0.01	-0.01	-0.01	-0.01	-0.01	-0.01
Ajo (Pima County), AZ	SO _x	Maintenance	100	0.00	-0.01	-0.01	-0.01	-0.01	-0.01	-0.01	-0.01	-0.01	-0.01
Albany-Schenectady-Troy, NY	Ozone	Former Subpart 1	50	0.00	-0.75	-0.83	-1.29	-1.35	-1.42	-1.55	-1.63	-1.81	-2.42
Albuquerque, NM	CO	Maintenance	100	0.00	-0.59	-0.66	-1.01	-1.07	-1.12	-1.22	-1.28	-1.43	-1.91
Allegan County, MI	Ozone	Former Subpart 1	50	0.00	-0.28	-0.31	-0.48	-0.50	-0.53	-0.58	-0.61	-0.68	-0.90
Allentown-Bethlehem-Easton, PA	Ozone	Maintenance	100	0.00	-0.67	-0.74	-1.15	-1.21	-1.27	-1.39	-1.45	-1.62	-2.16
Altoona, PA	Ozone	Maintenance	100	0.00	-0.11	-0.12	-0.19	-0.20	-0.21	-0.23	-0.24	-0.27	-0.35
Amador and Calveras Counties (Central Mountain), CA	Ozone	Former Subpart 1	50	0.00	-0.13	-0.15	-0.22	-0.24	-0.25	-0.27	-0.28	-0.32	-0.42
Anchorage, AK	CO	Maintenance	100	0.00	-0.08	-0.09	-0.13	-0.14	-0.15	-0.16	-0.17	-0.19	-0.25
Anthony, NM	PM ₁₀	Moderate	100	0.00	-0.01	-0.01	-0.01	-0.01	-0.01	-0.01	-0.02	-0.02	-0.02
Armstrong County, PA	SO _x	Nonattainment	100	0.00	0.00	-0.01	-0.01	-0.01	-0.01	-0.01	-0.01	-0.01	-0.02
Aspen, CO	PM ₁₀	Maintenance	100	0.00	-0.01	-0.01	-0.01	-0.01	-0.01	-0.02	-0.02	-0.02	-0.03
Atlanta, GA	Ozone	Moderate	50	0.00	-16.31	-18.07	-27.89	-29.29	-30.83	-33.66	-35.30	-39.33	-52.50
Atlanta, GA	PM _{2.5}	Nonattainment	100	0.00	-16.31	-18.07	-27.89	-29.29	-30.83	-33.66	-35.30	-39.33	-52.50
Atlantic City, NJ	CO	Maintenance	100	0.00	-0.02	-0.02	-0.03	-0.03	-0.03	-0.03	-0.03	-0.04	-0.05
Bakersfield, CA	CO	Maintenance	100	0.00	-4.22	-4.60	-7.04	-7.30	-7.64	-8.40	-8.85	-9.86	-13.05
Baltimore, MD	CO	Maintenance	100	0.00	-3.19	-3.54	-5.46	-5.73	-6.03	-6.59	-6.91	-7.70	-10.28
Baltimore, MD	Ozone	Moderate	50	0.00	-3.19	-3.54	-5.46	-5.73	-6.03	-6.59	-6.91	-7.70	-10.28
Baltimore, MD	PM _{2.5}	Nonattainment	100	0.00	-3.19	-3.54	-5.46	-5.73	-6.03	-6.59	-6.91	-7.70	-10.28
Baton Rouge, LA	Ozone	Moderate	50	0.00	-41.91	-45.59	-69.81	-72.30	-75.59	-83.19	-87.60	-97.60	-129.14
Beaumont-Port Arthur, TX	Ozone	Moderate	50	0.00	-279.24	-303.63	-464.85	-481.34	-503.14	-553.83	-583.25	-649.76	-859.65
Benton County, TN	SO _x	Maintenance	100	0.00	0.00	0.00	-0.01	-0.01	-0.01	-0.01	-0.01	-0.01	-0.01
Benton Harbor, MI	Ozone	Maintenance	100	0.00	-0.29	-0.32	-0.49	-0.51	-0.54	-0.59	-0.62	-0.69	-0.92
Benzie County, MI	Ozone	Maintenance	100	0.00	-0.05	-0.05	-0.08	-0.08	-0.09	-0.10	-0.10	-0.11	-0.15
Berkeley and Jefferson Counties, WV	Ozone	Maintenance	100	0.00	-0.27	-0.30	-0.46	-0.49	-0.51	-0.56	-0.59	-0.66	-0.88
Billings, MT	CO	Maintenance	100	0.00	-81.12	-88.20	-135.04	-139.82	-146.16	-160.88	-169.43	-188.75	-249.72
Birmingham, AL	Ozone	Maintenance	100	0.00	-1.93	-2.14	-3.31	-3.47	-3.65	-3.99	-4.19	-4.66	-6.22
Birmingham, AL	PM _{2.5}	Nonattainment	100	0.00	-1.93	-2.14	-3.31	-3.47	-3.65	-3.99	-4.19	-4.66	-6.22
Boise-Northern Ada County, ID	CO	Maintenance	100	0.00	-0.71	-0.79	-1.22	-1.28	-1.35	-1.47	-1.54	-1.72	-2.30
Boise-Northern Ada County, ID	PM ₁₀	Maintenance	100	0.00	-0.71	-0.79	-1.22	-1.28	-1.35	-1.47	-1.54	-1.72	-2.30
Bonner County (Sandpoint), ID	PM ₁₀	Moderate	100	0.00	-0.02	-0.02	-0.03	-0.04	-0.04	-0.04	-0.04	-0.05	-0.07
Boston, MA	CO	Maintenance	100	0.00	-0.68	-0.75	-1.16	-1.22	-1.28	-1.40	-1.47	-1.64	-2.19
Boston-Lawrence-Worcester (eastern MA), MA	Ozone	Moderate	50	0.00	-4.53	-5.02	-7.75	-8.14	-8.56	-9.35	-9.81	-10.93	-14.59
Boston-Manchester-Portsmouth (southeast NH), NH	Ozone	Moderate	50	0.00	-0.73	-0.80	-1.24	-1.30	-1.37	-1.50	-1.57	-1.75	-2.34
Boyd County (part), KY	SO _x	Maintenance	100	0.00	-0.01	-0.01	-0.02	-0.02	-0.02	-0.03	-0.03	-0.03	-0.04
Buffalo-Niagara Falls, NY	Ozone	Former Subpart 1	50	0.00	-0.70	-0.77	-1.19	-1.25	-1.32	-1.44	-1.51	-1.68	-2.24
Burlington, NJ	CO	Maintenance	100	0.00	-0.01	-0.01	-0.01	-0.01	-0.01	-0.01	-0.01	-0.01	-0.02
Butte, MT	PM ₁₀	Moderate	100	0.00	-0.03	-0.03	-0.05	-0.05	-0.05	-0.06	-0.06	-0.07	-0.09
Canon City, CO	PM ₁₀	Maintenance	100	0.00	-0.02	-0.02	-0.04	-0.04	-0.04	-0.05	-0.05	-0.05	-0.07
Canton-Massillon, OH	Ozone	Maintenance	100	0.00	-4.50	-4.90	-7.52	-7.80	-8.16	-8.97	-9.44	-10.52	-13.94
Canton-Massillon, OH	PM _{2.5}	Nonattainment	100	0.00	-4.50	-4.90	-7.52	-7.80	-8.16	-8.97	-9.44	-10.52	-13.94
Case County, MI	Ozone	Maintenance	100	0.00	-0.07	-0.08	-0.13	-0.13	-0.14	-0.15	-0.16	-0.18	-0.24

Table D1-30 Emission Changes <u>a/</u> by Nonattainment Area with Alternative Standards for HD Vehicles Sulfur Dioxide (SO ₂) 2050														
Nonattainment Area	Pollutant	Status <u>c/</u>	General Conformity Threshold <u>d/</u>	Emissions Changes for Proposed Alternatives (tons/year)										
				Alt. 1	Alt. 2	Alt. 3	Alt. 4	Alt. 6A	Alt. 5	Alt. 6 <u>b/</u>	Alt. 7	Alt. 6B	Alt. 8	
				No Action	Engine Only	Class 8 Tractors	Engines & Classes 7-8 Tractors	15% below Preferred Alternative Stringency	Engines, Classes 7-8 Tractors, & Classes 2b-3	Engines, Tractors, & Classes 2b-8	Engines, Tractors, & Truck, & Trailers	20% above Preferred Alternative Stringency	Accelerated Hybrid Adoption	
Center Township (Morgan County), OH	SO _x	Maintenance	100	0.00	0.00	0.00	0.00	0.00	0.00	0.00	0.00	0.00	0.00	0.00
Central Steptoe Valley (White Pine County), NV	SO _x	Maintenance	100	0.00	0.00	0.00	0.00	0.00	0.00	0.00	0.00	-0.01	-0.01	-0.01
Charleston, WV	Ozone	Maintenance	100	0.00	-0.77	-0.85	-1.32	-1.38	-1.46	-1.59	-1.67	-1.86	-1.86	-2.48
Charleston, WV	PM _{2.5}	Nonattainment	100	0.00	-0.77	-0.85	-1.32	-1.38	-1.46	-1.59	-1.67	-1.86	-1.86	-2.48
Charlotte, NC	CO	Maintenance	100	0.00	-0.90	-0.99	-1.53	-1.61	-1.69	-1.85	-1.94	-2.16	-2.16	-2.88
Charlotte-Gastonia-Rock Hill, NC-SC	Ozone	Moderate	50	0.00	-2.04	-2.26	-3.49	-3.66	-3.85	-4.21	-4.41	-4.92	-4.92	-6.56
Chattanooga, TN-GA-AL	PM _{2.5}	Nonattainment	100	0.00	-0.69	-0.77	-1.18	-1.24	-1.31	-1.43	-1.50	-1.67	-1.67	-2.23
Chattanooga, TN-GA	Ozone	Former Subpart 1	50	0.00	-0.66	-0.73	-1.12	-1.18	-1.24	-1.35	-1.42	-1.58	-1.58	-2.11
Chicago-Gary-Lake County, IL-IN	Ozone	Moderate	50	0.00	-393.32	-428.13	-655.75	-679.55	-710.62	-781.85	-823.18	-917.06	-917.06	-1213.91
Chicago-Gary-Lake County, IL-IN	PM _{2.5}	Nonattainment	100	0.00	-393.32	-428.13	-655.75	-679.55	-710.62	-781.85	-823.18	-917.06	-917.06	-1213.91
Chico, CA	CO	Maintenance	100	0.00	-0.28	-0.31	-0.48	-0.50	-0.53	-0.57	-0.60	-0.67	-0.67	-0.90
Chico, CA	Ozone	Former Subpart 1	50	0.00	-0.28	-0.31	-0.48	-0.50	-0.53	-0.57	-0.60	-0.67	-0.67	-0.90
Cincinnati-Hamilton, OH-KY-IN	Ozone	Former Subpart 1	50	0.00	-5.30	-5.88	-9.07	-9.53	-10.03	-10.95	-11.48	-12.79	-12.79	-17.08
Cincinnati-Hamilton, OH-KY-IN	PM _{2.5}	Nonattainment	100	0.00	-5.30	-5.88	-9.07	-9.53	-10.03	-10.95	-11.48	-12.79	-12.79	-17.08
Clairton & 4 Boroughs, PA	PM ₁₀	Maintenance	100	0.00	-0.01	-0.01	-0.01	-0.02	-0.02	-0.02	-0.02	-0.02	-0.02	-0.03
Clark County, NV	PM ₁₀	Serious	70	0.00	-0.23	-0.26	-0.40	-0.42	-0.44	-0.48	-0.50	-0.56	-0.56	-0.75
Clarksville-Hopkinsville, TN-KY	Ozone	Maintenance	100	0.00	-0.44	-0.48	-0.75	-0.78	-0.83	-0.90	-0.95	-1.05	-1.05	-1.41
Clearfield and Indiana Counties, PA	Ozone	Maintenance	100	0.00	-0.40	-0.44	-0.68	-0.71	-0.75	-0.82	-0.86	-0.96	-0.96	-1.27
Cleveland, OH	CO	Maintenance	100	0.00	-1.02	-1.14	-1.75	-1.84	-1.94	-2.12	-2.22	-2.47	-2.47	-3.30
Cleveland-Akron-Lorain, OH	Ozone	Maintenance	100	0.00	-6.90	-7.65	-11.80	-12.40	-13.05	-14.25	-14.94	-16.65	-16.65	-22.22
Cleveland-Akron-Lorain, OH	PM _{2.5}	Nonattainment	100	0.00	-6.90	-7.65	-11.80	-12.40	-13.05	-14.25	-14.94	-16.65	-16.65	-22.22
Coachella Valley, CA	PM ₁₀	Serious	70	0.00	-0.44	-0.49	-0.75	-0.79	-0.83	-0.91	-0.95	-1.06	-1.06	-1.41
Colbert County, AL	SO _x	Maintenance	100	0.00	-0.06	-0.07	-0.10	-0.11	-0.12	-0.13	-0.13	-0.15	-0.15	-0.20
Colorado Springs, CO	CO	Maintenance	100	0.00	-0.48	-0.53	-0.82	-0.86	-0.90	-0.98	-1.03	-1.15	-1.15	-1.54
Columbia Falls, MT	PM ₁₀	Moderate	100	0.00	-0.01	-0.01	-0.01	-0.01	-0.01	-0.02	-0.02	-0.02	-0.02	-0.02
Columbia, SC	Ozone	Former Subpart 1	50	0.00	-0.94	-1.04	-1.61	-1.69	-1.78	-1.94	-2.03	-2.27	-2.27	-3.02
Columbus, OH	Ozone	Maintenance	100	0.00	-5.11	-5.67	-8.74	-9.18	-9.66	-10.55	-11.07	-12.33	-12.33	-16.46
Columbus, OH	PM _{2.5}	Nonattainment	100	0.00	-5.11	-5.67	-8.74	-9.18	-9.66	-10.55	-11.07	-12.33	-12.33	-16.46
Conewango Township (Warren County), PA	SO _x	Maintenance	100	0.00	0.00	0.00	-0.01	-0.01	-0.01	-0.01	-0.01	-0.01	-0.01	-0.01
Coso Junction, CA	PM ₁₀	Moderate	100	0.00	0.00	0.00	0.00	0.00	0.00	0.00	0.00	0.00	0.00	0.00
Cuyahoga County, OH	PM ₁₀	Maintenance	100	0.00	-1.89	-2.09	-3.23	-3.39	-3.57	-3.90	-4.09	-4.56	-4.56	-6.08
Cuyahoga County, OH	SO _x	Maintenance	100	0.00	-1.89	-2.09	-3.23	-3.39	-3.57	-3.90	-4.09	-4.56	-4.56	-6.08
Dallas-Fort Worth, TX	Ozone	Moderate	50	0.00	-5.03	-5.57	-8.60	-9.03	-9.50	-10.38	-10.88	-12.12	-12.12	-16.18
Dayton-Springfield, OH	Ozone	Maintenance	100	0.00	-2.08	-2.30	-3.55	-3.73	-3.93	-4.29	-4.50	-5.01	-5.01	-6.69
Dayton-Springfield, OH	PM _{2.5}	Nonattainment	100	0.00	-2.08	-2.30	-3.55	-3.73	-3.93	-4.29	-4.50	-5.01	-5.01	-6.69
Denver Metro, CO	PM ₁₀	Maintenance	100	0.00	-43.64	-47.50	-72.75	-75.39	-78.83	-86.73	-91.32	-101.74	-101.74	-134.66
Denver-Boulder, CO	CO	Maintenance	100	0.00	-43.53	-47.38	-72.56	-75.19	-78.62	-86.50	-91.08	-101.47	-101.47	-134.30
Denver-Boulder-Greeley-Fort Collins-Loveland, CO	Ozone	Former Subpart 1	50	0.00	-44.24	-48.16	-73.77	-76.46	-79.96	-87.97	-92.61	-103.18	-103.18	-136.58
Detroit, MI	CO	Maintenance	100	0.00	-12.57	-13.71	-21.03	-21.83	-22.85	-25.12	-26.43	-29.44	-29.44	-39.02
Detroit-Ann Arbor, MI	Ozone	Maintenance	100	0.00	-27.18	-29.90	-45.99	-48.04	-50.43	-55.24	-58.02	-64.64	-64.64	-86.00
Detroit-Ann Arbor, MI	PM _{2.5}	Nonattainment	100	0.00	-27.18	-29.90	-45.99	-48.04	-50.43	-55.24	-58.02	-64.64	-64.64	-86.00
Door County, WI	Ozone	Former Subpart 1	50	0.00	-0.06	-0.07	-0.10	-0.11	-0.12	-0.13	-0.13	-0.15	-0.15	-0.20
Douglas (Cochise County), AZ	PM ₁₀	Moderate	100	0.00	-0.07	-0.08	-0.13	-0.13	-0.14	-0.15	-0.16	-0.18	-0.18	-0.24

Table D1-30 Emission Changes <u>a/</u> by Nonattainment Area with Alternative Standards for HD Vehicles Sulfur Dioxide (SO ₂) 2050													
Nonattainment Area	Pollutant	Status <u>c/</u>	General Conformity Threshold <u>d/</u>	Emissions Changes for Proposed Alternatives (tons/year)									
				Alt. 1	Alt. 2	Alt. 3	Alt. 4	Alt. 6A	Alt. 5	Alt. 6 <u>b/</u>	Alt. 7	Alt. 6B	Alt. 8
				No Action	Engine Only	Class 8 Tractors	Engines & Classes 7-8 Tractors	15% below Preferred Alternative Stringency	Engines, Classes 7-8 Tractors, & Classes 2b-3	Engines, Tractors, & Classes 2b-8	Engines, Tractors, & Truck, & Trailers	20% above Preferred Alternative Stringency	Accelerated Hybrid Adoption
Douglas (Cochise County), AZ	SO _x	Maintenance	100	0.00	-0.07	-0.08	-0.13	-0.13	-0.16	-0.14	-0.15	-0.16	-0.18
Duluth, MN	CO	Maintenance	100	0.00	-0.09	-0.10	-0.15	-0.16	-0.16	-0.16	-0.18	-0.19	-0.21
Eagle River, AK	PM ₁₀	Moderate	100	0.00	0.00	-0.01	-0.01	-0.01	-0.01	-0.01	-0.01	-0.01	-0.01
East Chicago, IN	CO	Maintenance	100	0.00	-0.25	-0.28	-0.43	-0.45	-0.48	-0.48	-0.52	-0.55	-0.61
East Chicago, IN	PM ₁₀	Maintenance	100	0.00	-96.30	-104.71	-160.31	-166.00	-173.52	-191.00	-201.14	-224.08	-296.46
East Helena Area (Lewis and Clark County), MT	SO _x	Nonattainment	100	0.00	0.00	0.00	0.00	0.00	0.00	0.00	0.00	0.00	0.00
El Paso County, TX	PM ₁₀	Moderate	100	0.00	-11.30	-12.29	-18.82	-19.49	-20.37	-22.42	-23.61	-26.30	-34.81
El Paso, TX	CO	Maintenance	100	0.00	-0.02	-0.02	-0.03	-0.03	-0.03	-0.03	-0.03	-0.04	-0.05
Erie, PA	Ozone	Maintenance	100	0.00	-0.32	-0.35	-0.54	-0.57	-0.60	-0.65	-0.68	-0.76	-1.01
Essex County (Whiteface Mountain), NY	Ozone	Former Subpart 1	50	0.00	0.00	0.00	0.00	0.00	0.00	0.00	0.00	0.00	-0.01
Eugene-Springfield, OR	CO	Maintenance	100	0.00	-0.44	-0.48	-0.75	-0.78	-0.83	-0.90	-0.95	-1.05	-1.41
Eugene-Springfield, OR	PM ₁₀	Moderate	100	0.00	-0.44	-0.48	-0.75	-0.78	-0.83	-0.90	-0.95	-1.05	-1.41
Evansville, IN	Ozone	Maintenance	100	0.00	-0.94	-1.04	-1.60	-1.68	-1.77	-1.94	-2.03	-2.26	-3.02
Evansville, IN	PM _{2.5}	Nonattainment	100	0.00	-0.94	-1.04	-1.60	-1.68	-1.77	-1.94	-2.03	-2.26	-3.02
Fairbanks, AK	CO	Maintenance	100	0.00	-0.02	-0.02	-0.03	-0.03	-0.03	-0.04	-0.04	-0.04	-0.06
Fayetteville, NC	Ozone	Former Subpart 1	50	0.00	-0.31	-0.34	-0.52	-0.55	-0.58	-0.63	-0.66	-0.74	-0.98
Flathead County; Whitefish and vicinity, MT	PM ₁₀	Moderate	100	0.00	-0.01	-0.01	-0.02	-0.02	-0.02	-0.02	-0.02	-0.02	-0.03
Flint, MI	Ozone	Maintenance	100	0.00	-1.43	-1.58	-2.43	-2.54	-2.66	-2.91	-3.06	-3.41	-4.54
Follansbee, WV	PM ₁₀	Maintenance	100	0.00	0.00	0.00	0.00	0.00	0.00	0.00	0.00	0.00	0.00
Fort Collins, CO	CO	Maintenance	100	0.00	-0.16	-0.18	-0.28	-0.29	-0.31	-0.34	-0.35	-0.39	-0.53
Fort Hall Reservation, ID	PM ₁₀	Moderate	100	0.00	0.00	0.00	0.00	0.00	0.00	0.00	0.00	0.00	0.00
Fort Wayne, IN	Ozone	Maintenance	100	0.00	-0.55	-0.62	-0.95	-1.00	-1.05	-1.15	-1.20	-1.34	-1.79
Franklin County, PA	Ozone	Maintenance	100	0.00	-0.26	-0.29	-0.45	-0.47	-0.49	-0.54	-0.56	-0.63	-0.84
Franklin Township (Coshocton County), OH	SO _x	Maintenance	100	0.00	0.00	0.00	0.00	0.00	0.00	0.00	0.00	0.00	0.00
Frederick County, VA	Ozone	Former Subpart 1	50	0.00	-0.16	-0.17	-0.27	-0.28	-0.29	-0.32	-0.34	-0.38	-0.50
Fredericksburg, VA	Ozone	Maintenance	100	0.00	-0.32	-0.36	-0.55	-0.58	-0.61	-0.67	-0.70	-0.78	-1.04
Freehold, NJ	CO	Maintenance	100	0.00	-0.01	-0.01	-0.01	-0.01	-0.02	-0.02	-0.02	-0.02	-0.03
Fresno, CA	CO	Maintenance	100	0.00	-0.52	-0.57	-0.88	-0.93	-0.98	-1.07	-1.12	-1.25	-1.66
Grand Rapids, MI	Ozone	Maintenance	100	0.00	-1.52	-1.68	-2.59	-2.72	-2.87	-3.13	-3.28	-3.66	-4.88
Granite City, Nameoki Townships, IL	PM ₁₀	Maintenance	100	0.00	-0.05	-0.06	-0.09	-0.10	-0.10	-0.11	-0.12	-0.13	-0.17
Grant County, NM	SO _x	Maintenance	100	0.00	0.00	0.00	0.00	0.00	-0.01	-0.01	-0.01	-0.01	-0.01
Grants Pass, OR	CO	Maintenance	100	0.00	-0.04	-0.04	-0.06	-0.07	-0.07	-0.08	-0.08	-0.09	-0.12
Grants Pass, OR	PM ₁₀	Maintenance	100	0.00	-0.04	-0.04	-0.06	-0.07	-0.07	-0.08	-0.08	-0.09	-0.12
Great Falls, MT	CO	Maintenance	100	0.00	-0.02	-0.02	-0.04	-0.04	-0.04	-0.04	-0.04	-0.05	-0.07
Greater Connecticut, CT	Ozone	Moderate	50	0.00	-0.88	-0.97	-1.50	-1.58	-1.66	-1.81	-1.90	-2.12	-2.83
Greeley, CO	CO	Maintenance	100	0.00	-0.13	-0.14	-0.22	-0.23	-0.24	-0.27	-0.28	-0.31	-0.42
Green Bay, WI	SO _x	Maintenance	100	0.00	-0.15	-0.17	-0.26	-0.27	-0.29	-0.31	-0.33	-0.37	-0.49
Greene County, IN	Ozone	Maintenance	100	0.00	-0.07	-0.08	-0.13	-0.13	-0.14	-0.15	-0.16	-0.18	-0.24
Greene County, PA	Ozone	Maintenance	100	0.00	-0.04	-0.05	-0.08	-0.08	-0.08	-0.09	-0.10	-0.11	-0.14
Greensboro-Winston Salem-High Point, NC	Ozone	Marginal	50	0.00	-2.61	-2.89	-4.46	-4.68	-4.93	-5.38	-5.64	-6.28	-8.39
Greensboro-Winston salem-High Point, NC	PM _{2.5}	Nonattainment	100	0.00	-2.61	-2.89	-4.46	-4.68	-4.93	-5.38	-5.64	-6.28	-8.39
Greenville-Spartanburg-Anderson, SC	Ozone	Former Subpart 1	50	0.00	-1.23	-1.36	-2.10	-2.20	-2.32	-2.53	-2.65	-2.96	-3.95
Groveland Township (Tazewell County), IL	SO _x	Maintenance	100	0.00	-0.03	-0.04	-0.06	-0.06	-0.06	-0.07	-0.07	-0.08	-0.11

Table D1-30 Emission Changes <u>a/</u> by Nonattainment Area with Alternative Standards for HD Vehicles Sulfur Dioxide (SO ₂) 2050													
Nonattainment Area	Pollutant	Status <u>c/</u>	General Conformity Threshold <u>d/</u>	Emissions Changes for Proposed Alternatives (tons/year)									
				Alt. 1	Alt. 2	Alt. 3	Alt. 4	Alt. 6A	Alt. 5	Alt. 6 <u>b/</u>	Alt. 7	Alt. 6B	Alt. 8
				No Action	Engine Only	Class 8 Tractors	Engines & Classes 7-8 Tractors	15% below Preferred Alternative Stringency	Engines, Classes 7-8 Tractors, & Classes 2b-3	Engines, Tractors, & Classes 2b-8	Engines, Tractors, & Truck, & Trailers	20% above Preferred Alternative Stringency	Accelerated Hybrid Adoption
Hancock-Knox-Lincoln-Waldo Counties, ME	Ozone	Maintenance	100	0.00	-0.14	-0.16	-0.25	-0.26	-0.27	-0.30	-0.31	-0.35	-0.46
Harrisburg-Lebanon-Carlisle, PA	Ozone	Maintenance	100	0.00	-2.80	-3.10	-4.79	-5.03	-5.29	-5.78	-6.06	-6.75	-9.01
Harrisburg-Lebanon-Carlisle, PA	PM _{2.5}	Nonattainment	100	0.00	-2.80	-3.10	-4.79	-5.03	-5.29	-5.78	-6.06	-6.75	-9.01
Hartford-New Britain-Middletown, CT	CO	Maintenance	100	0.00	-0.60	-0.67	-1.03	-1.08	-1.13	-1.24	-1.30	-1.45	-1.93
Hayden (Pinal County), AZ	SO _x	Nonattainment	100	0.00	-0.01	-0.01	-0.02	-0.02	-0.02	-0.02	-0.02	-0.03	-0.04
Hayden/Miami, AZ	PM ₁₀	Moderate	100	0.00	-0.04	-0.04	-0.07	-0.07	-0.07	-0.08	-0.08	-0.09	-0.12
Haywood and Swain Counties (Great Smoky Mountain NP), NC	Ozone	Maintenance	100	0.00	-0.01	-0.01	-0.01	-0.01	-0.01	-0.02	-0.02	-0.02	-0.02
Hazelwood, PA	SO _x	Maintenance	100	0.00	-0.03	-0.03	-0.05	-0.05	-0.06	-0.06	-0.07	-0.07	-0.10
Hickory, NC	PM _{2.5}	Nonattainment	100	0.00	-0.17	-0.19	-0.29	-0.30	-0.32	-0.35	-0.36	-0.41	-0.54
Hickory-Morgantown-Lenoir, NC	Ozone	Former Subpart 1	50	0.00	-0.31	-0.34	-0.53	-0.55	-0.58	-0.64	-0.67	-0.74	-0.99
Hollis Township, IL	SO _x	Maintenance	100	0.00	0.00	0.00	-0.01	-0.01	-0.01	-0.01	-0.01	-0.01	-0.01
Houston-Galveston-Brazoria, TX	Ozone	Severe	25	0.00	-172.72	-187.90	-287.73	-298.04	-311.60	-342.92	-361.10	-402.28	-532.35
Humphreys County, TN	SO _x	Maintenance	100	0.00	-0.01	-0.01	-0.02	-0.02	-0.02	-0.02	-0.03	-0.03	-0.04
Huntington-Ashland, WV-KY-OH	PM _{2.5}	Nonattainment	100	0.00	-9.54	-10.38	-15.90	-16.47	-17.22	-18.95	-19.95	-22.23	-29.42
Huntington-Ashland, WV-KY	Ozone	Maintenance	100	0.00	-9.34	-10.16	-15.56	-16.11	-16.84	-18.54	-19.52	-21.75	-28.78
Huron County, MI	Ozone	Maintenance	100	0.00	-0.05	-0.05	-0.08	-0.09	-0.09	-0.10	-0.10	-0.11	-0.15
Imperial County, CA	Ozone	Moderate	50	0.00	-0.25	-0.27	-0.42	-0.44	-0.46	-0.51	-0.53	-0.59	-0.79
Imperial Valley, CA	PM ₁₀	Serious	70	0.00	-0.24	-0.27	-0.41	-0.43	-0.45	-0.50	-0.52	-0.58	-0.77
Indian Wells, CA	PM ₁₀	Maintenance	100	0.00	-0.03	-0.03	-0.05	-0.05	-0.05	-0.06	-0.06	-0.06	-0.09
Indianapolis, IN	CO	Maintenance	100	0.00	-5.46	-6.06	-9.34	-9.81	-10.33	-11.28	-11.83	-13.18	-17.59
Indianapolis, IN	Ozone	Maintenance	100	0.00	-5.46	-6.06	-9.34	-9.81	-10.33	-11.28	-11.83	-13.18	-17.59
Indianapolis, IN	PM _{2.5}	Nonattainment	100	0.00	-5.46	-6.06	-9.34	-9.81	-10.33	-11.28	-11.83	-13.18	-17.59
Jackson County, IN	Ozone	Maintenance	100	0.00	-0.15	-0.17	-0.26	-0.28	-0.29	-0.32	-0.33	-0.37	-0.49
Jamestown, NY	Ozone	Former Subpart 1	50	0.00	-0.19	-0.21	-0.32	-0.34	-0.36	-0.39	-0.41	-0.45	-0.61
Jefferson County, NY	Ozone	Moderate	50	0.00	-0.12	-0.14	-0.21	-0.22	-0.23	-0.25	-0.27	-0.30	-0.40
Jefferson County, OH	PM ₁₀	Maintenance	100	0.00	-0.01	-0.01	-0.01	-0.02	-0.02	-0.02	-0.02	-0.02	-0.03
Johnson City-Kingsport-Bristol, TN	Ozone	Former Subpart 1	50	0.00	-0.27	-0.30	-0.47	-0.49	-0.52	-0.57	-0.59	-0.66	-0.88
Johnstown, PA	Ozone	Maintenance	100	0.00	-0.20	-0.22	-0.33	-0.35	-0.37	-0.40	-0.42	-0.47	-0.62
Johnstown, PA	PM _{2.5}	Nonattainment	100	0.00	-0.20	-0.22	-0.33	-0.35	-0.37	-0.40	-0.42	-0.47	-0.62
Juneau, AK	PM ₁₀	Moderate	100	0.00	-0.01	-0.01	-0.01	-0.01	-0.01	-0.02	-0.02	-0.02	-0.03
Kalamazoo-Battle Creek, MI	Ozone	Maintenance	100	0.00	-0.87	-0.96	-1.49	-1.56	-1.65	-1.80	-1.88	-2.10	-2.80
Kalispell, MT	PM ₁₀	Moderate	100	0.00	-0.04	-0.04	-0.07	-0.07	-0.07	-0.08	-0.08	-0.09	-0.13
Kent and Queen Annes Counties, MD	Ozone	Maintenance	100	0.00	-0.09	-0.10	-0.15	-0.16	-0.17	-0.18	-0.19	-0.21	-0.28
Kent, WA	PM ₁₀	Maintenance	100	0.00	-0.03	-0.03	-0.05	-0.05	-0.05	-0.06	-0.06	-0.07	-0.09
Kern County (Eastern Kern), CA	Ozone	Former Subpart 1	50	0.00	-0.07	-0.08	-0.12	-0.12	-0.13	-0.14	-0.15	-0.17	-0.22
Kewaunee County, WI	Ozone	Maintenance	100	0.00	-0.04	-0.04	-0.07	-0.07	-0.07	-0.08	-0.08	-0.09	-0.12
King County, WA	PM ₁₀	Maintenance	100	0.00	-0.01	-0.01	-0.02	-0.02	-0.02	-0.02	-0.02	-0.03	-0.04
Klamath Falls, OR	CO	Maintenance	100	0.00	-0.09	-0.10	-0.15	-0.16	-0.17	-0.19	-0.19	-0.22	-0.29
Klamath Falls, OR	PM ₁₀	Maintenance	100	0.00	-0.09	-0.10	-0.15	-0.16	-0.17	-0.19	-0.19	-0.22	-0.29
Knoxville, TN	Ozone	Former Subpart 1	50	0.00	-3.57	-3.96	-6.10	-6.41	-6.75	-7.37	-7.73	-8.61	-11.49
Knoxville, TN	PM _{2.5}	Nonattainment	100	0.00	-3.57	-3.96	-6.10	-6.41	-6.75	-7.37	-7.73	-8.61	-11.49
La Porte County, IN	SO _x	Maintenance	100	0.00	-0.08	-0.08	-0.13	-0.13	-0.14	-0.15	-0.16	-0.18	-0.24
LaGrande, OR	PM ₁₀	Maintenance	100	0.00	-0.01	-0.02	-0.02	-0.02	-0.03	-0.03	-0.03	-0.03	-0.04

Table D1-30 Emission Changes <u>a/</u> by Nonattainment Area with Alternative Standards for HD Vehicles Sulfur Dioxide (SO ₂) 2050													
Nonattainment Area	Pollutant	Status <u>c/</u>	General Conformity Threshold <u>d/</u>	Emissions Changes for Proposed Alternatives (tons/year)									
				Alt. 1	Alt. 2	Alt. 3	Alt. 4	Alt. 6A	Alt. 5	Alt. 6 <u>b/</u>	Alt. 7	Alt. 6B	Alt. 8
				No Action	Engine Only	Class 8 Tractors	Engines & Classes 7-8 Tractors	15% below Preferred Alternative Stringency	Engines, Classes 7-8 Tractors, & Classes 2b-3	Engines, Tractors, & Classes 2b-8	Engines, Tractors, & Truck, & Trailers	20% above Preferred Alternative Stringency	Accelerated Hybrid Adoption
Lake County, IN	SO _x	Maintenance	100	0.00	-0.36	-0.40	-0.62	-0.65	-0.69	-0.75	-0.79	-0.88	-1.17
Lake County, OH	SO _x	Maintenance	100	0.00	-0.05	-0.05	-0.08	-0.09	-0.09	-0.10	-0.11	-0.12	-0.16
Lake County, OR	PM ₁₀	Maintenance	100	0.00	-0.01	-0.01	-0.01	-0.01	-0.01	-0.01	-0.01	-0.01	-0.02
Lake Tahoe North Shore, CA	CO	Maintenance	100	0.00	-0.02	-0.02	-0.03	-0.03	-0.04	-0.04	-0.04	-0.05	-0.06
Lake Tahoe South Shore, CA	CO	Maintenance	100	0.00	-0.05	-0.05	-0.08	-0.09	-0.09	-0.10	-0.11	-0.12	-0.16
Lake Tahoe, NV	CO	Maintenance	100	0.00	-0.01	-0.01	-0.02	-0.02	-0.02	-0.02	-0.02	-0.02	-0.03
Lamar, CO	PM ₁₀	Maintenance	100	0.00	-0.01	-0.01	-0.01	-0.02	-0.02	-0.02	-0.02	-0.02	-0.03
Lame Deer, MT	PM ₁₀	Moderate	100	0.00	0.00	0.00	0.00	0.00	0.00	0.00	0.00	-0.01	-0.01
Lancaster, PA	Ozone	Maintenance	100	0.00	-1.10	-1.21	-1.87	-1.97	-2.07	-2.26	-2.37	-2.64	-3.53
Lancaster, PA	PM _{2.5}	Nonattainment	100	0.00	-1.10	-1.21	-1.87	-1.97	-2.07	-2.26	-2.37	-2.64	-3.53
Lane County, OR	PM ₁₀	Moderate	100	0.00	0.00	0.00	0.00	0.00	0.00	0.00	0.00	0.00	0.00
Lansing-East Lansing, MI	Ozone	Maintenance	100	0.00	-0.84	-0.93	-1.44	-1.51	-1.59	-1.74	-1.82	-2.03	-2.71
LaPorte, IN	Ozone	Maintenance	100	0.00	-0.21	-0.23	-0.36	-0.37	-0.39	-0.43	-0.45	-0.50	-0.67
Las Vegas, NV	CO	Serious	100	0.00	-0.47	-0.52	-0.80	-0.84	-0.88	-0.97	-1.01	-1.13	-1.51
Las Vegas, NV	Ozone	Former Subpart 1	50	0.00	-0.47	-0.52	-0.80	-0.84	-0.88	-0.97	-1.01	-1.13	-1.51
Lauderdale County, AL	SO _x	Maintenance	100	0.00	-0.09	-0.10	-0.16	-0.17	-0.18	-0.19	-0.20	-0.23	-0.30
Laurel Area (Yellowstone County), MT	SO _x	Nonattainment	100	0.00	0.00	0.00	0.00	0.00	0.00	0.00	0.00	0.00	-0.01
Libby, MT	PM ₁₀	Moderate	100	0.00	-0.01	-0.01	-0.02	-0.02	-0.02	-0.02	-0.03	-0.03	-0.04
Libby, MT	PM _{2.5}	Nonattainment	100	0.00	-0.01	-0.01	-0.02	-0.02	-0.02	-0.02	-0.03	-0.03	-0.04
Liberty-Clairton, PA	PM _{2.5}	Nonattainment	100	0.00	-0.01	-0.01	-0.01	-0.02	-0.02	-0.02	-0.02	-0.02	-0.03
Lima, OH	Ozone	Maintenance	100	0.00	-60.78	-66.09	-101.18	-104.77	-109.52	-120.55	-126.95	-141.43	-187.12
Longmont, CO	CO	Maintenance	100	0.00	-0.08	-0.09	-0.14	-0.15	-0.16	-0.17	-0.18	-0.20	-0.27
Lorain County, OH	SO _x	Maintenance	100	0.00	-0.06	-0.07	-0.10	-0.11	-0.11	-0.12	-0.13	-0.14	-0.19
Los Angeles South Coast Air Basin, CA	CO	Maintenance	100	0.00	-172.43	-188.39	-288.99	-300.34	-314.49	-345.47	-363.42	-404.88	-536.89
Los Angeles South Coast Air Basin, CA	NO _x	Maintenance	100	0.00	-172.43	-188.39	-288.99	-300.34	-314.49	-345.47	-363.42	-404.88	-536.89
Los Angeles South Coast Air Basin, CA	Ozone	Extreme	10	0.00	-172.43	-188.39	-288.99	-300.34	-314.49	-345.47	-363.42	-404.88	-536.89
Los Angeles South Coast Air Basin, CA	PM ₁₀	Serious	70	0.00	-172.43	-188.39	-288.99	-300.34	-314.49	-345.47	-363.42	-404.88	-536.89
Los Angeles South Coast Air Basin, CA	PM _{2.5}	Nonattainment	100	0.00	-172.43	-188.39	-288.99	-300.34	-314.49	-345.47	-363.42	-404.88	-536.89
Los Angeles-San Bernardino Counties (western Mohave), CA	Ozone	Moderate	50	0.00	-0.42	-0.47	-0.72	-0.75	-0.79	-0.87	-0.91	-1.01	-1.35
Louisville, KY-IN	Ozone	Maintenance	100	0.00	-3.43	-3.80	-5.87	-6.16	-6.49	-7.08	-7.43	-8.28	-11.05
Louisville, KY-IN	PM _{2.5}	Nonattainment	100	0.00	-3.43	-3.80	-5.87	-6.16	-6.49	-7.08	-7.43	-8.28	-11.05
Lowell, MA	CO	Maintenance	100	0.00	-0.10	-0.11	-0.18	-0.19	-0.20	-0.21	-0.22	-0.25	-0.33
Lucas County, OH	SO _x	Maintenance	100	0.00	-0.34	-0.38	-0.59	-0.62	-0.65	-0.71	-0.75	-0.83	-1.11
Lyons Township, IL	PM ₁₀	Maintenance	100	0.00	-0.09	-0.10	-0.15	-0.16	-0.16	-0.18	-0.19	-0.21	-0.28
Macon, GA	Ozone	Maintenance	100	0.00	-0.29	-0.32	-0.49	-0.52	-0.54	-0.59	-0.62	-0.69	-0.93
Macon, GA	PM _{2.5}	Nonattainment	100	0.00	-0.29	-0.32	-0.49	-0.52	-0.54	-0.59	-0.62	-0.69	-0.93
Madison and Page Counties (Shenandoah NP), VA	Ozone	Maintenance	100	0.00	0.00	0.00	0.00	0.00	0.00	-0.01	-0.01	-0.01	-0.01
Madison, WI	SO _x	Maintenance	100	0.00	-0.38	-0.43	-0.66	-0.69	-0.73	-0.79	-0.83	-0.93	-1.24
Mammoth Lake, CA	PM ₁₀	Moderate	100	0.00	-0.01	-0.01	-0.02	-0.02	-0.03	-0.03	-0.03	-0.03	-0.04
Manchester, NH	CO	Maintenance	100	0.00	-0.07	-0.07	-0.11	-0.12	-0.12	-0.13	-0.14	-0.16	-0.21
Manitowoc County, WI	Ozone	Former Subpart 1	50	0.00	-0.20	-0.22	-0.34	-0.36	-0.38	-0.41	-0.43	-0.48	-0.64
Marion County, IN	SO _x	Maintenance	100	0.00	-0.35	-0.39	-0.60	-0.63	-0.66	-0.72	-0.76	-0.84	-1.13
Mariposa and Tuolumne Counties (Southern Mountain), CA	Ozone	Former Subpart 1	50	0.00	-0.08	-0.08	-0.13	-0.14	-0.14	-0.16	-0.16	-0.18	-0.24

Table D1-30 Emission Changes <u>a/</u> by Nonattainment Area with Alternative Standards for HD Vehicles Sulfur Dioxide (SO ₂) 2050													
Nonattainment Area	Pollutant	Status <u>c/</u>	General Conformity Threshold <u>d/</u>	Emissions Changes for Proposed Alternatives (tons/year)									
				Alt. 1	Alt. 2	Alt. 3	Alt. 4	Alt. 6A	Alt. 5	Alt. 6 <u>b/</u>	Alt. 7	Alt. 6B	Alt. 8
				No Action	Engine Only	Class 8 Tractors	Engines & Classes 7-8 Tractors	15% below Preferred Alternative Stringency	Engines, Classes 7-8 Tractors, & Classes 2b-3	Engines, Tractors, & Classes 2b-8	Engines, Tractors, & Truck, & Trailers	20% above Preferred Alternative Stringency	Accelerated Hybrid Adoption
Martinsburg, WV-Hagerstown, MD	PM _{2.5}	Nonattainment	100	0.00	-0.38	-0.42	-0.65	-0.68	-0.72	-0.78	-0.82	-0.92	-1.22
Mason County, MI	Ozone	Maintenance	100	0.00	-0.05	-0.05	-0.08	-0.09	-0.09	-0.10	-0.10	-0.11	-0.15
Medford, OR	CO	Maintenance	100	0.00	-0.09	-0.10	-0.15	-0.16	-0.16	-0.18	-0.19	-0.21	-0.28
Medford-Ashland, OR	PM ₁₀	Maintenance	100	0.00	-0.21	-0.23	-0.36	-0.38	-0.40	-0.43	-0.45	-0.51	-0.68
Memphis, TN-AR	Ozone	Maintenance	100	0.00	-3.40	-3.73	-5.72	-5.95	-6.24	-6.85	-7.20	-8.02	-10.65
Memphis, TN	CO	Maintenance	100	0.00	-3.30	-3.61	-5.54	-5.77	-6.04	-6.63	-6.97	-7.77	-10.31
Miami (Gila County), AZ	SO _x	Maintenance	100	0.00	-0.03	-0.03	-0.05	-0.05	-0.05	-0.06	-0.06	-0.06	-0.09
Millinocket AQCR 109, ME	SO _x	Maintenance	100	0.00	-0.01	-0.01	-0.01	-0.01	-0.01	-0.01	-0.01	-0.02	-0.02
Milwaukee, WI	SO _x	Maintenance	100	0.00	-0.53	-0.59	-0.91	-0.95	-1.00	-1.10	-1.15	-1.28	-1.71
Milwaukee-Racine, WI	Ozone	Moderate	50	0.00	-2.27	-2.51	-3.88	-4.07	-4.28	-4.68	-4.91	-5.47	-7.30
Minneapolis-St Paul, MN	CO	Maintenance	100	0.00	-18.97	-20.77	-31.90	-33.20	-34.79	-38.19	-40.15	-44.73	-59.38
Minneapolis-St Paul, MN	SO _x	Maintenance	100	0.00	-6.93	-7.68	-11.85	-12.45	-13.10	-14.31	-15.00	-16.72	-22.31
Missoula, MT	CO	Maintenance	100	0.00	-0.15	-0.17	-0.26	-0.28	-0.29	-0.32	-0.33	-0.37	-0.50
Missoula, MT	PM ₁₀	Moderate	100	0.00	-0.15	-0.17	-0.26	-0.28	-0.29	-0.32	-0.33	-0.37	-0.50
Modesto, CA	CO	Maintenance	100	0.00	-0.30	-0.34	-0.52	-0.55	-0.57	-0.63	-0.66	-0.73	-0.98
Mohave County, AZ	PM ₁₀	Maintenance	100	0.00	-0.15	-0.16	-0.25	-0.26	-0.28	-0.30	-0.32	-0.35	-0.47
Mono Basin, CA	PM ₁₀	Moderate	100	0.00	0.00	0.00	0.00	0.00	0.00	0.00	0.00	0.00	-0.01
Morenci (Greenlee County), AZ	SO _x	Maintenance	100	0.00	0.00	0.00	0.00	0.00	0.00	-0.01	-0.01	-0.01	-0.01
Morristown, NJ	CO	Maintenance	100	0.00	-0.02	-0.02	-0.03	-0.03	-0.03	-0.04	-0.04	-0.04	-0.06
Muhlenberg County, KY	SO _x	Maintenance	100	0.00	-0.03	-0.04	-0.06	-0.06	-0.07	-0.07	-0.08	-0.08	-0.11
Muncie, IN	Ozone	Maintenance	100	0.00	-0.17	-0.18	-0.28	-0.30	-0.31	-0.34	-0.36	-0.40	-0.53
Murray County (Chattahoochee NF), GA	Ozone	Maintenance	100	0.00	-0.01	-0.01	-0.01	-0.01	-0.01	-0.01	-0.01	-0.02	-0.02
Muscatine County, IA	SO _x	Maintenance	100	0.00	-0.03	-0.03	-0.05	-0.05	-0.06	-0.06	-0.07	-0.07	-0.10
Muskegon, MI	Ozone	Maintenance	100	0.00	-0.23	-0.26	-0.40	-0.42	-0.44	-0.48	-0.50	-0.56	-0.74
Nashua, NH	CO	Maintenance	100	0.00	-0.05	-0.06	-0.09	-0.09	-0.10	-0.11	-0.11	-0.13	-0.17
Nashville, TN	Ozone	Former Subpart 1	50	0.00	-2.94	-3.26	-5.04	-5.29	-5.57	-6.08	-6.38	-7.10	-9.48
Nevada County (western part), CA	Ozone	Former Subpart 1	50	0.00	-0.09	-0.10	-0.15	-0.16	-0.17	-0.19	-0.20	-0.22	-0.29
New Haven County, CT	PM ₁₀	Maintenance	100	0.00	-0.10	-0.11	-0.17	-0.18	-0.19	-0.20	-0.21	-0.24	-0.32
New Haven-Meriden-Waterbury, CT	CO	Maintenance	100	0.00	-0.46	-0.51	-0.79	-0.82	-0.87	-0.95	-0.99	-1.11	-1.48
New Manchester-Grant Magisterial District (Hancock County), WV	SO _x	Maintenance	100	0.00	0.00	-0.01	-0.01	-0.01	-0.01	-0.01	-0.01	-0.01	-0.02
New York County, NY	PM ₁₀	Moderate	100	0.00	-0.17	-0.19	-0.29	-0.31	-0.32	-0.35	-0.37	-0.41	-0.55
New York-N. New Jersey-Long Island, NY-NJ-CT	CO	Maintenance	100	0.00	-22.05	-24.21	-37.22	-38.82	-40.73	-44.64	-46.91	-52.26	-69.47
New York-N. New Jersey-Long Island, NY-NJ-CT	PM _{2.5}	Nonattainment	100	0.00	-24.30	-26.66	-40.97	-42.71	-44.79	-49.12	-51.62	-57.51	-76.41
New York-northern New Jersey-Long Island, NY-NJ-CT	Ozone	Moderate	50	0.00	-20.62	-22.58	-34.67	-36.09	-37.82	-41.51	-43.64	-48.62	-64.54
Nogales, AZ	PM ₁₀	Moderate	100	0.00	-0.05	-0.05	-0.08	-0.09	-0.09	-0.10	-0.11	-0.12	-0.16
Norfolk-Virginia Beach-Newport News, VA	Ozone	Maintenance	100	0.00	-25.50	-27.74	-42.48	-44.01	-46.01	-50.63	-53.32	-59.40	-78.60
Ogden, UT	CO	Maintenance	100	0.00	-0.08	-0.08	-0.13	-0.14	-0.14	-0.16	-0.16	-0.18	-0.24
Ogden, UT	PM ₁₀	Moderate	100	0.00	-0.08	-0.08	-0.13	-0.14	-0.14	-0.16	-0.16	-0.18	-0.24
Oglesby, IL	PM ₁₀	Maintenance	100	0.00	0.00	0.00	0.00	-0.01	-0.01	-0.01	-0.01	-0.01	-0.01
Olmsted County, MN	PM ₁₀	Maintenance	100	0.00	-0.02	-0.02	-0.04	-0.04	-0.04	-0.04	-0.05	-0.05	-0.07
Olympia, Tumwater, Lacey, WA	PM ₁₀	Maintenance	100	0.00	-0.12	-0.14	-0.21	-0.22	-0.23	-0.25	-0.26	-0.29	-0.39
Owens Valley, CA	PM ₁₀	Serious	70	0.00	0.00	0.00	-0.01	-0.01	-0.01	-0.01	-0.01	-0.01	-0.01
Pagosa Springs, CO	PM ₁₀	Maintenance	100	0.00	0.00	0.00	0.00	0.00	0.00	0.00	0.00	0.00	0.00

Table D1-30 Emission Changes <u>a/</u> by Nonattainment Area with Alternative Standards for HD Vehicles Sulfur Dioxide (SO ₂) 2050													
Nonattainment Area	Pollutant	Status <u>c/</u>	General Conformity Threshold <u>d/</u>	Emissions Changes for Proposed Alternatives (tons/year)									
				Alt. 1	Alt. 2	Alt. 3	Alt. 4	Alt. 6A	Alt. 5	Alt. 6 <u>b/</u>	Alt. 7	Alt. 6B	Alt. 8
				No Action	Engine Only	Class 8 Tractors	Engines & Classes 7–8 Tractors	15% below Preferred Alternative Stringency	Engines, Classes 7–8 Tractors, & Classes 2b–3	Engines, Tractors, & Classes 2b–8	Engines, Tractors, & Truck, & Trailers	20% above Preferred Alternative Stringency	Accelerated Hybrid Adoption
Parkersburg-Marietta, WV-OH	Ozone	Maintenance	100	0.00	-0.47	-0.53	-0.81	-0.85	-0.90	-0.98	-1.03	-1.14	-1.53
Parkersburg-Marietta, WV-OH	PM _{2.5}	Nonattainment	100	0.00	-0.47	-0.53	-0.81	-0.85	-0.90	-0.98	-1.03	-1.14	-1.53
Payson, AZ	PM ₁₀	Maintenance	100	0.00	-0.02	-0.02	-0.03	-0.03	-0.03	-0.04	-0.04	-0.04	-0.05
Penns Grove, NJ	CO	Maintenance	100	0.00	0.00	0.00	0.00	0.00	0.00	0.00	0.00	0.00	0.00
Peoria, IL	SO _x	Maintenance	100	0.00	-0.14	-0.16	-0.24	-0.25	-0.27	-0.29	-0.31	-0.34	-0.46
Perth Amboy, NJ	CO	Maintenance	100	0.00	-2.32	-2.53	-3.87	-4.01	-4.19	-4.61	-4.85	-5.41	-7.15
Philadelphia-Camden County, PA-NJ	CO	Maintenance	100	0.00	-0.37	-0.41	-0.63	-0.66	-0.69	-0.76	-0.79	-0.89	-1.18
Philadelphia-Wilmington, PA-NY-DE	PM _{2.5}	Nonattainment	100	0.00	-95.42	-103.83	-159.01	-164.75	-172.26	-189.55	-199.58	-222.35	-294.28
Philadelphia-Wilmington-Atlantic City, PA-NY-MD-DE	Ozone	Moderate	50	0.00	-96.79	-105.36	-161.37	-167.22	-174.87	-192.40	-202.57	-225.67	-298.72
Phoenix, AZ	CO	Maintenance	100	0.00	-9.20	-10.20	-15.73	-16.53	-17.39	-18.99	-19.92	-22.19	-29.62
Phoenix, AZ	PM ₁₀	Serious	70	0.00	-9.20	-10.20	-15.73	-16.53	-17.39	-18.99	-19.92	-22.19	-29.62
Phoenix-Mesa, AZ	Ozone	Former Subpart 1	50	0.00	-4.69	-5.19	-8.01	-8.42	-8.86	-9.68	-10.15	-11.30	-15.09
Pierce County, WA	PM ₁₀	Maintenance	100	0.00	-0.01	-0.01	-0.02	-0.02	-0.02	-0.02	-0.02	-0.02	-0.03
Pinehurst, ID	PM ₁₀	Moderate	100	0.00	0.00	0.00	0.00	0.00	0.00	0.00	0.00	0.00	0.00
Pittsburgh, PA	CO	Maintenance	100	0.00	-0.02	-0.02	-0.04	-0.04	-0.04	-0.05	-0.05	-0.05	-0.07
Pittsburgh-Beaver Valley, PA	Ozone	Former Subpart 1	50	0.00	-3.70	-4.10	-6.33	-6.65	-7.00	-7.64	-8.01	-8.93	-11.92
Pittsburgh-Beaver Valley, PA	PM _{2.5}	Nonattainment	100	0.00	-3.70	-4.10	-6.33	-6.65	-7.00	-7.64	-8.01	-8.93	-11.92
Polk County, TN	SO _x	Maintenance	100	0.00	-0.03	-0.03	-0.05	-0.05	-0.05	-0.05	-0.06	-0.06	-0.09
Polson, MT	PM ₁₀	Moderate	100	0.00	0.00	-0.01	-0.01	-0.01	-0.01	-0.01	-0.01	-0.01	-0.01
Portland, ME	Ozone	Maintenance	100	0.00	-0.83	-0.92	-1.42	-1.49	-1.57	-1.71	-1.79	-2.00	-2.67
Portland, OR	CO	Maintenance	100	0.00	-1.20	-1.32	-2.04	-2.13	-2.24	-2.45	-2.57	-2.87	-3.82
Portneuf Valley, ID	PM ₁₀	Maintenance	100	0.00	-0.04	-0.05	-0.07	-0.08	-0.08	-0.09	-0.09	-0.10	-0.14
Poughkeepsie, NY	Ozone	Moderate	50	0.00	-0.80	-0.88	-1.36	-1.43	-1.51	-1.64	-1.72	-1.92	-2.57
Presque Isle, ME	PM ₁₀	Maintenance	100	0.00	-0.01	-0.01	-0.02	-0.02	-0.02	-0.02	-0.02	-0.03	-0.04
Providence (entire State), RI	Ozone	Moderate	50	0.00	-0.36	-0.39	-0.61	-0.64	-0.67	-0.73	-0.77	-0.86	-1.14
Provo, UT	CO	Maintenance	100	0.00	-0.11	-0.12	-0.18	-0.19	-0.20	-0.22	-0.23	-0.26	-0.35
Raleigh-Durham, NC	CO	Maintenance	100	0.00	-1.54	-1.71	-2.64	-2.77	-2.92	-3.19	-3.34	-3.72	-4.97
Raleigh-Durham-Chapel Hill, NC	Ozone	Maintenance	100	0.00	-2.35	-2.61	-4.03	-4.23	-4.45	-4.86	-5.10	-5.68	-7.58
Ramsey County, MN	PM ₁₀	Maintenance	100	0.00	0.00	0.00	0.00	0.00	0.00	0.00	0.00	0.00	-0.01
Reading, PA	Ozone	Maintenance	100	0.00	-0.88	-0.98	-1.51	-1.58	-1.67	-1.82	-1.91	-2.13	-2.84
Reading, PA	PM _{2.5}	Nonattainment	100	0.00	-0.88	-0.98	-1.51	-1.58	-1.67	-1.82	-1.91	-2.13	-2.84
Reno, NV	CO	Maintenance	100	0.00	-0.15	-0.16	-0.25	-0.26	-0.27	-0.30	-0.31	-0.35	-0.47
Rhineland (Oneida County), WI	SO _x	Maintenance	100	0.00	0.00	0.00	0.00	0.00	0.00	0.00	0.00	0.00	-0.01
Richmond-Petersburg, VA	Ozone	Maintenance	100	0.00	-0.68	-0.76	-1.17	-1.23	-1.29	-1.41	-1.48	-1.65	-2.20
Rillito, AZ	PM ₁₀	Moderate	100	0.00	-0.04	-0.05	-0.07	-0.08	-0.08	-0.09	-0.09	-0.10	-0.14
Riverside County (Coachella Valley), CA	Ozone	Severe	25	0.00	-0.44	-0.49	-0.75	-0.79	-0.83	-0.91	-0.95	-1.06	-1.41
Roanoke, VA	Ozone	Former Subpart 1	50	0.00	-0.31	-0.35	-0.54	-0.56	-0.59	-0.65	-0.68	-0.76	-1.01
Rochester (Olmsted County), MN	SO _x	Maintenance	100	0.00	-0.10	-0.11	-0.17	-0.18	-0.18	-0.20	-0.21	-0.24	-0.31
Rochester, NY	Ozone	Former Subpart 1	50	0.00	-0.77	-0.86	-1.32	-1.39	-1.46	-1.59	-1.67	-1.86	-2.49
Rocky Mount, NC	Ozone	Maintenance	100	0.00	-0.22	-0.25	-0.38	-0.40	-0.42	-0.46	-0.49	-0.54	-0.72
Rome, GA	PM _{2.5}	Nonattainment	100	0.00	-0.10	-0.11	-0.17	-0.18	-0.19	-0.21	-0.22	-0.24	-0.32
Ronan, MT	PM ₁₀	Moderate	100	0.00	0.00	0.00	0.00	0.00	0.00	0.00	0.00	0.00	-0.01
Rothschild, Rib Mountain, Weston (Marathon County), WI	SO _x	Maintenance	100	0.00	0.00	0.00	-0.01	-0.01	-0.01	-0.01	-0.01	-0.01	-0.01

Table D1-30 Emission Changes <u>a/</u> by Nonattainment Area with Alternative Standards for HD Vehicles Sulfur Dioxide (SO ₂) 2050													
Nonattainment Area	Pollutant	Status <u>c/</u>	General Conformity Threshold <u>d/</u>	Emissions Changes for Proposed Alternatives (tons/year)									
				Alt. 1	Alt. 2	Alt. 3	Alt. 4	Alt. 6A	Alt. 5	Alt. 6 <u>b/</u>	Alt. 7	Alt. 6B	Alt. 8
				No Action	Engine Only	Class 8 Tractors	Engines & Classes 7-8 Tractors	15% below Preferred Alternative Stringency	Engines, Classes 7-8 Tractors, & Classes 2b-3	Engines, Tractors, & Classes 2b-8	Engines, Tractors, & Truck, & Trailers	20% above Preferred Alternative Stringency	Accelerated Hybrid Adoption
Sacramento County, CA	PM ₁₀	Moderate	100	0.00	-1.27	-1.41	-2.18	-2.29	-2.41	-2.63	-2.75	-3.07	-4.10
Sacramento Metro, CA	Ozone	Severe	25	0.00	-2.26	-2.51	-3.86	-4.06	-4.27	-4.67	-4.89	-5.45	-7.28
Sacramento, CA	CO	Maintenance	100	0.00	-1.36	-1.50	-2.32	-2.44	-2.56	-2.80	-2.94	-3.27	-4.37
Salem, OR	CO	Maintenance	100	0.00	-0.11	-0.13	-0.20	-0.21	-0.22	-0.24	-0.25	-0.28	-0.37
Salt Lake City, UT	CO	Maintenance	100	0.00	-1.96	-2.13	-3.26	-3.38	-3.54	-3.89	-4.10	-4.56	-6.04
Salt Lake County, UT	PM ₁₀	Moderate	100	0.00	-3.12	-3.42	-5.25	-5.47	-5.74	-6.29	-6.62	-7.37	-9.79
Salt Lake County, UT	SO _x	Nonattainment	100	0.00	-1.30	-1.44	-2.22	-2.33	-2.45	-2.68	-2.81	-3.13	-4.18
San Antonio, TX	Ozone	Former Subpart 1	50	0.00	-1.81	-2.01	-3.10	-3.26	-3.43	-3.74	-3.92	-4.37	-5.84
San Bernardino County, CA	PM ₁₀	Moderate	100	0.00	-0.28	-0.31	-0.47	-0.49	-0.52	-0.57	-0.60	-0.66	-0.89
San Diego, CA	CO	Maintenance	100	0.00	-4.71	-5.22	-8.05	-8.46	-8.90	-9.72	-10.19	-11.36	-15.16
San Diego, CA	Ozone	Former Subpart 1	50	0.00	-4.71	-5.22	-8.05	-8.46	-8.90	-9.72	-10.19	-11.36	-15.16
San Francisco Bay Area, CA	Ozone	Marginal	50	0.00	-366.33	-398.39	-609.97	-631.67	-660.33	-726.80	-765.38	-852.67	-1128.17
San Francisco-Oakland-San Jose, CA	CO	Maintenance	100	0.00	-367.05	-399.18	-611.19	-632.95	-661.68	-728.28	-766.92	-854.39	-1130.47
San Joaquin Valley, CA	Ozone	Extreme	10	0.00	-16.85	-18.60	-28.64	-29.99	-31.51	-34.48	-36.19	-40.32	-53.71
San Joaquin Valley, CA	PM ₁₀	Maintenance	100	0.00	-16.85	-18.60	-28.64	-29.99	-31.51	-34.48	-36.19	-40.32	-53.71
San Joaquin Valley, CA	PM _{2.5}	Nonattainment	100	0.00	-16.85	-18.60	-28.64	-29.99	-31.51	-34.48	-36.19	-40.32	-53.71
San Manuel (Pinal County), AZ	SO _x	Maintenance	100	0.00	-0.04	-0.04	-0.07	-0.07	-0.07	-0.08	-0.09	-0.09	-0.13
Sanders County (part);Thompson Falls and vicinity, MT	PM ₁₀	Moderate	100	0.00	0.00	0.00	0.00	0.00	0.00	0.00	0.00	0.00	0.00
Scranton-Wilkes Barre, PA	Ozone	Maintenance	100	0.00	-0.95	-1.05	-1.62	-1.70	-1.79	-1.95	-2.05	-2.28	-3.05
Seattle-Tacoma, WA	CO	Maintenance	100	0.00	-3.23	-3.58	-5.53	-5.80	-6.11	-6.67	-6.99	-7.79	-10.40
Sheboygan, WI	Ozone	Moderate	50	0.00	-0.21	-0.23	-0.36	-0.38	-0.40	-0.43	-0.45	-0.51	-0.68
Sheridan, WY	PM ₁₀	Moderate	100	0.00	-0.02	-0.03	-0.04	-0.04	-0.05	-0.05	-0.05	-0.06	-0.08
Shoshone County, ID	PM ₁₀	Moderate	100	0.00	0.00	0.00	0.00	0.00	0.00	0.00	0.00	0.00	0.00
Somerville, NJ	CO	Maintenance	100	0.00	-0.01	-0.01	-0.01	-0.02	-0.02	-0.02	-0.02	-0.02	-0.03
South Bend-Elkhart, IN	Ozone	Maintenance	100	0.00	-0.60	-0.66	-1.02	-1.07	-1.12	-1.23	-1.29	-1.44	-1.92
Southeast Chicago, IL	PM ₁₀	Maintenance	100	0.00	-0.20	-0.23	-0.35	-0.37	-0.38	-0.42	-0.44	-0.49	-0.65
Spokane County, WA	PM ₁₀	Maintenance	100	0.00	-0.32	-0.35	-0.55	-0.57	-0.60	-0.66	-0.69	-0.77	-1.03
Spokane, WA	CO	Maintenance	100	0.00	-0.32	-0.35	-0.54	-0.57	-0.60	-0.65	-0.68	-0.76	-1.01
Springfield (western MA), MA	Ozone	Moderate	50	0.00	-0.99	-1.09	-1.69	-1.77	-1.87	-2.04	-2.14	-2.38	-3.18
Springfield, MA	CO	Maintenance	100	0.00	-0.15	-0.17	-0.26	-0.27	-0.29	-0.31	-0.33	-0.36	-0.49
St Louis, MO	CO	Maintenance	100	0.00	-1.19	-1.32	-2.04	-2.14	-2.25	-2.46	-2.58	-2.88	-3.84
St Louis, MO-IL	Ozone	Moderate	50	0.00	-314.18	-341.70	-523.19	-541.83	-566.43	-623.43	-656.51	-731.38	-967.73
St. Louis, MO-IL	PM _{2.5}	Nonattainment	100	0.00	-314.15	-341.67	-523.14	-541.78	-566.37	-623.37	-656.45	-731.31	-967.64
State College, PA	Ozone	Maintenance	100	0.00	-0.34	-0.38	-0.58	-0.61	-0.64	-0.70	-0.74	-0.82	-1.10
Steamboat Springs, CO	PM ₁₀	Maintenance	100	0.00	-0.02	-0.03	-0.04	-0.04	-0.04	-0.05	-0.05	-0.06	-0.07
Steubenville & Mingo Junction, OH	SO _x	Maintenance	100	0.00	-0.05	-0.06	-0.09	-0.09	-0.10	-0.11	-0.11	-0.12	-0.17
Steubenville-Weirton, OH-WV	Ozone	Maintenance	100	0.00	-2.86	-3.11	-4.77	-4.94	-5.17	-5.68	-5.98	-6.67	-8.83
Steubenville-Weirton, OH-WV	PM _{2.5}	Nonattainment	100	0.00	-2.86	-3.11	-4.77	-4.94	-5.17	-5.68	-5.98	-6.67	-8.83
Stockton, CA	CO	Maintenance	100	0.00	-0.42	-0.47	-0.72	-0.76	-0.80	-0.87	-0.92	-1.02	-1.36
Sutter County (Sutter Buttes), CA	Ozone	Former Subpart 1	50	0.00	0.00	0.00	0.00	0.00	0.00	0.00	0.00	0.00	0.00
Syracuse, NY	CO	Maintenance	100	0.00	-0.31	-0.34	-0.53	-0.56	-0.59	-0.64	-0.67	-0.75	-1.00
Telluride, CO	PM ₁₀	Maintenance	100	0.00	0.00	0.00	0.00	0.00	0.00	-0.01	-0.01	-0.01	-0.01
Terre Haute, IN	Ozone	Maintenance	100	0.00	-0.16	-0.17	-0.27	-0.28	-0.30	-0.32	-0.34	-0.38	-0.50

Table D1-30 Emission Changes ^{a/} by Nonattainment Area with Alternative Standards for HD Vehicles Sulfur Dioxide (SO ₂) 2050														
Nonattainment Area	Pollutant	Status ^{c/}	General Conformity Threshold ^{d/}	Emissions Changes for Proposed Alternatives (tons/year)										
				Alt. 1	Alt. 2	Alt. 3	Alt. 4	Alt. 6A	Alt. 5	Alt. 6 ^{b/}	Alt. 7	Alt. 6B	Alt. 8	
				No Action	Engine Only	Class 8 Tractors	Engines & Classes 7-8 Tractors	15% below Preferred Alternative Stringency	Engines, Classes 7-8 Tractors, & Classes 2b-3	Engines, Tractors, & Classes 2b-8	Engines, Tractors, & Truck, & Trailers	20% above Preferred Alternative Stringency	Accelerated Hybrid Adoption	
Tioga County, PA	Ozone	Maintenance	100	0.00	-0.07	-0.08	-0.12	-0.13	-0.13	-0.15	-0.15	-0.15	-0.17	-0.23
Toledo, OH	Ozone	Maintenance	100	0.00	-17.89	-19.47	-29.82	-30.90	-32.31	-35.55	-37.43	-41.70	-55.19	
Toms River, NJ	CO	Maintenance	100	0.00	-0.04	-0.04	-0.06	-0.07	-0.07	-0.08	-0.08	-0.09	-0.12	
Tooele County, UT	SO _x	Nonattainment	100	0.00	-0.11	-0.12	-0.19	-0.20	-0.21	-0.22	-0.24	-0.26	-0.35	
Trenton, NJ	CO	Maintenance	100	0.00	-0.10	-0.11	-0.16	-0.17	-0.18	-0.20	-0.21	-0.23	-0.31	
Trona, CA	PM ₁₀	Moderate	100	0.00	0.00	0.00	0.00	0.00	0.00	0.00	0.00	-0.01	-0.01	
Tucson, AZ	CO	Maintenance	100	0.00	-0.78	-0.87	-1.34	-1.41	-1.48	-1.62	-1.70	-1.89	-2.53	
Utah County, UT	PM ₁₀	Moderate	100	0.00	-0.31	-0.34	-0.53	-0.56	-0.59	-0.64	-0.67	-0.75	-1.00	
Vancouver, WA	CO	Maintenance	100	0.00	-0.36	-0.40	-0.62	-0.65	-0.69	-0.75	-0.79	-0.88	-1.17	
Ventura County, CA	Ozone	Serious	50	0.00	-0.68	-0.75	-1.15	-1.20	-1.26	-1.38	-1.45	-1.62	-2.16	
Vermillion County, IN	PM ₁₀	Maintenance	100	0.00	-0.01	-0.01	-0.02	-0.02	-0.02	-0.03	-0.03	-0.03	-0.04	
Vigo County, IN	SO _x	Maintenance	100	0.00	-0.16	-0.17	-0.27	-0.28	-0.30	-0.32	-0.34	-0.38	-0.50	
Wallula, WA	PM ₁₀	Maintenance	100	0.00	0.00	0.00	0.00	0.00	0.00	0.00	0.00	0.00	0.00	
Waltham, MA	CO	Maintenance	100	0.00	-0.05	-0.05	-0.08	-0.08	-0.09	-0.10	-0.10	-0.11	-0.15	
Warren County, NJ	SO _x	Maintenance	100	0.00	-0.05	-0.05	-0.08	-0.09	-0.09	-0.10	-0.11	-0.12	-0.16	
Warren County, PA	SO _x	Nonattainment	100	0.00	-0.02	-0.02	-0.03	-0.03	-0.03	-0.03	-0.03	-0.04	-0.05	
Washington County (Hagerstown), MD	Ozone	Former Subpart 1	50	0.00	-0.16	-0.17	-0.27	-0.28	-0.29	-0.32	-0.34	-0.37	-0.50	
Washington, DC-MD-VA	CO	Maintenance	100	0.00	-6.51	-7.21	-11.13	-11.69	-12.30	-13.44	-14.09	-15.70	-20.95	
Washington, DC-MD-VA	Ozone	Moderate	50	0.00	-6.51	-7.21	-11.13	-11.69	-12.30	-13.44	-14.09	-15.70	-20.95	
Washington, DC-MD-VA	PM _{2.5}	Nonattainment	100	0.00	-6.51	-7.21	-11.13	-11.69	-12.30	-13.44	-14.09	-15.70	-20.95	
Washoe County, NV	PM ₁₀	Serious	70	0.00	-0.15	-0.16	-0.25	-0.26	-0.27	-0.30	-0.31	-0.35	-0.47	
Waterford Township (Washington County), OH	SO _x	Maintenance	100	0.00	-0.01	-0.01	-0.01	-0.01	-0.02	-0.02	-0.02	-0.02	-0.03	
Wayne County, IN	SO _x	Maintenance	100	0.00	-0.10	-0.12	-0.18	-0.19	-0.20	-0.21	-0.23	-0.25	-0.33	
Wayne County, MI	PM ₁₀	Maintenance	100	0.00	-10.32	-11.23	-17.19	-17.81	-18.62	-20.49	-21.57	-24.04	-31.80	
Weirton, WV	PM ₁₀	Maintenance	100	0.00	-0.01	-0.02	-0.03	-0.03	-0.03	-0.03	-0.03	-0.04	-0.05	
Weirton, WV	SO _x	Maintenance	100	0.00	-0.01	-0.02	-0.03	-0.03	-0.03	-0.03	-0.03	-0.04	-0.05	
Wheeling, WV-OH	Ozone	Maintenance	100	0.00	-0.48	-0.53	-0.82	-0.87	-0.91	-0.99	-1.04	-1.16	-1.55	
Wheeling, WV-OH	PM _{2.5}	Nonattainment	100	0.00	-0.48	-0.53	-0.82	-0.87	-0.91	-0.99	-1.04	-1.16	-1.55	
Winston-Salem, NC	CO	Maintenance	100	0.00	-0.45	-0.50	-0.76	-0.80	-0.85	-0.92	-0.97	-1.08	-1.44	
Worcester, MA	CO	Maintenance	100	0.00	-0.24	-0.27	-0.41	-0.43	-0.46	-0.50	-0.52	-0.58	-0.78	
Yakima County, WA	PM ₁₀	Maintenance	100	0.00	-0.10	-0.11	-0.16	-0.17	-0.18	-0.20	-0.21	-0.23	-0.31	
Yakima, WA	CO	Maintenance	100	0.00	-0.05	-0.05	-0.08	-0.08	-0.09	-0.09	-0.10	-0.11	-0.15	
York, PA	Ozone	Maintenance	100	0.00	-0.89	-0.99	-1.53	-1.60	-1.69	-1.84	-1.93	-2.15	-2.87	
York, PA	PM _{2.5}	Nonattainment	100	0.00	-0.89	-0.99	-1.53	-1.60	-1.69	-1.84	-1.93	-2.15	-2.87	
Youngstown-Warren-Sharon, OH-PA	Ozone	Maintenance	100	0.00	-0.94	-1.05	-1.62	-1.70	-1.79	-1.95	-2.05	-2.28	-3.04	
Yuma, AZ	PM ₁₀	Moderate	100	0.00	-0.22	-0.25	-0.38	-0.40	-0.42	-0.46	-0.48	-0.54	-0.72	

^{a/} Negative emissions changes indicate reductions; positive emissions changes are increases. Values of less than 0.005 tons/year are rounded to zero.

^{b/} Preferred Alternative

^{c/} Pollutants for which the area is designated nonattainment or maintenance as of 2010. Source: 40 CFR 81.

^{d/} Emissions thresholds in tons/year of: CO in CO maintenance and nonattainment areas; VOC or NO_x in ozone maintenance and nonattainment areas; primary PM_{2.5} in PM_{2.5} maintenance and nonattainment areas; primary PM₁₀ in PM₁₀ maintenance and nonattainment areas; and SO₂ in SO₂ maintenance and nonattainment areas. Source: 40 CFR § 93.153. These thresholds are provided for information only; a general conformity determination is not required for the proposed actions. (See section 3.3.1.)

Source: EPA (U.S. Environmental Protection Agency). 2010. The Green Book Nonattainment Areas. Washington, District of Columbia. Last Revised: June 16, 2010. U.S. Environmental Protection Agency. Available: <http://www.epa.gov/oaqps001/greenbk/>. Accessed: August 6, 2010.

Table D1-31 Emission Changes <u>a/</u> by Nonattainment Area with Alternative Standards for HD Vehicles Volatile Organic Compound (VOC) 2018														
Nonattainment Area	Pollutant	Status <u>c/</u>	General Conformity Threshold <u>d/</u>	Emissions Changes for Proposed Alternatives (tons/year)										
				Alt. 1	Alt. 2	Alt. 3	Alt. 4	Alt. 6A	Alt. 5	Alt. 6 <u>b/</u>	Alt. 7	Alt. 6B	Alt. 8	
				No Action	Engine Only	Class 8 Tractors	Engines & Classes 7-8 Tractors	15% below Preferred Alternative Stringency	Engines, Classes 7-8 Tractors, & Classes 2b-3	Engines, Tractors, & Classes 2b-8	Engines, Tractors, & Truck, & Trailers	20% above Preferred Alternative Stringency	Accelerated Hybrid Adoption	
Addison Township (Gallia County), OH	SO _x	Maintenance	100	0.00	-0.08	-0.15	-0.21	-0.21	-0.21	-0.22	-0.23	-0.24	-0.26	-0.31
Ajo (Pima County), AZ	PM ₁₀	Moderate	100	0.00	-0.55	-0.81	-1.20	-1.21	-1.30	-1.36	-1.44	-1.57	-1.90	-1.90
Ajo (Pima County), AZ	SO _x	Maintenance	100	0.00	-1.71	-1.98	-3.18	-3.21	-3.47	-3.66	-3.90	-4.29	-5.33	-5.33
Albany-Schenectady-Troy, NY	Ozone	Former Subpart 1	50	0.00	-1.54	-40.54	-42.36	-42.24	-42.50	-42.79	-43.16	-44.36	-44.13	-44.13
Albuquerque, NM	CO	Maintenance	100	0.00	-1.21	-19.30	-20.49	-20.45	-20.64	-20.83	-21.07	-21.74	-21.94	-21.94
Allegan County, MI	Ozone	Former Subpart 1	50	0.00	-1.03	-5.36	-6.17	-6.17	-6.33	-6.46	-6.62	-6.94	-7.45	-7.45
Allentown-Bethlehem-Easton, PA	Ozone	Maintenance	100	0.00	-1.67	-19.82	-21.34	-21.30	-21.57	-21.81	-22.11	-22.89	-23.37	-23.37
Altoona, PA	Ozone	Maintenance	100	0.00	-0.47	-3.69	-4.08	-4.08	-4.15	-4.22	-4.29	-4.47	-4.66	-4.66
Amador and Calaveras Counties (Central Mountain), CA	Ozone	Former Subpart 1	50	0.00	-1.26	-5.86	-6.83	-6.83	-7.03	-7.18	-7.37	-7.76	-8.39	-8.39
Anchorage, AK	CO	Maintenance	100	0.00	-0.39	-4.60	-4.95	-4.95	-5.01	-5.07	-5.14	-5.32	-5.43	-5.43
Anthony, NM	PM ₁₀	Moderate	100	0.00	-0.74	-0.98	-1.50	-1.52	-1.63	-1.71	-1.81	-1.99	-2.43	-2.43
Armstrong County, PA	SO _x	Nonattainment	100	0.00	-0.09	-0.25	-0.31	-0.31	-0.33	-0.34	-0.35	-0.38	-0.43	-0.43
Aspen, CO	PM ₁₀	Maintenance	100	0.00	-0.03	-0.24	-0.26	-0.26	-0.27	-0.27	-0.28	-0.29	-0.30	-0.30
Atlanta, GA	Ozone	Moderate	50	0.00	-9.11	-410.05	-424.08	-422.81	-424.41	-426.64	-429.53	-440.36	-433.94	-433.94
Atlanta, GA	PM _{2.5}	Nonattainment	100	0.00	-9.29	-410.23	-424.38	-423.12	-424.74	-426.99	-429.91	-440.77	-434.47	-434.47
Atlantic City, NJ	CO	Maintenance	100	0.00	-0.11	-1.71	-1.81	-1.81	-1.83	-1.84	-1.87	-1.93	-1.94	-1.94
Bakersfield, CA	CO	Maintenance	100	0.00	-1.08	-14.34	-15.35	-15.32	-15.49	-15.66	-15.86	-16.39	-16.66	-16.66
Baltimore, MD	CO	Maintenance	100	0.00	-2.03	-182.86	-187.74	-187.12	-187.53	-188.30	-189.32	-193.73	-189.56	-189.56
Baltimore, MD	Ozone	Moderate	50	0.00	-3.68	-184.53	-190.56	-189.98	-190.63	-191.59	-192.84	-197.62	-194.46	-194.46
Baltimore, MD	PM _{2.5}	Nonattainment	100	0.00	-3.68	-184.53	-190.56	-189.98	-190.63	-191.59	-192.84	-197.62	-194.46	-194.46
Baton Rouge, LA	Ozone	Moderate	50	0.00	-4.25	-26.10	-29.49	-29.49	-30.14	-30.69	-31.36	-32.80	-34.75	-34.75
Beaumont-Port Arthur, TX	Ozone	Moderate	50	0.00	-4.80	-17.22	-20.81	-20.85	-21.58	-22.17	-22.87	-24.23	-26.80	-26.80
Benton County, TN	SO _x	Maintenance	100	0.00	-0.12	-0.16	-0.24	-0.24	-0.26	-0.28	-0.29	-0.32	-0.39	-0.39
Benton Harbor, MI	Ozone	Maintenance	100	0.00	-0.71	-6.44	-7.05	-7.04	-7.15	-7.25	-7.37	-7.65	-7.91	-7.91
Benzie County, MI	Ozone	Maintenance	100	0.00	-0.30	-0.96	-1.18	-1.19	-1.23	-1.27	-1.31	-1.39	-1.56	-1.56
Berkeley and Jefferson Counties, WV	Ozone	Maintenance	100	0.00	-0.75	-5.18	-5.79	-5.79	-5.91	-6.01	-6.13	-6.39	-6.72	-6.72
Billings, MT	CO	Maintenance	100	0.00	-1.77	-4.01	-5.28	-5.31	-5.58	-5.79	-6.03	-6.48	-7.50	-7.50
Birmingham, AL	Ozone	Maintenance	100	0.00	-1.61	-64.68	-67.01	-66.82	-67.09	-67.47	-67.94	-69.69	-68.79	-68.79
Birmingham, AL	PM _{2.5}	Nonattainment	100	0.00	-1.61	-64.68	-67.01	-66.82	-67.09	-67.47	-67.94	-69.69	-68.79	-68.79
Boise-Northern Ada County, ID	CO	Maintenance	100	0.00	-0.83	-20.34	-21.29	-21.24	-21.37	-21.53	-21.72	-22.34	-22.27	-22.27
Boise-Northern Ada County, ID	PM ₁₀	Maintenance	100	0.00	-0.83	-20.34	-21.29	-21.24	-21.37	-21.53	-21.72	-22.34	-22.27	-22.27
Bonner County (Sandpoint), ID	PM ₁₀	Moderate	100	0.00	-0.10	-0.58	-0.66	-0.66	-0.68	-0.69	-0.71	-0.74	-0.79	-0.79
Boston, MA	CO	Maintenance	100	0.00	-1.16	-27.41	-28.72	-28.64	-28.83	-29.04	-29.31	-30.14	-30.07	-30.07
Boston-Lawrence-Worcester (eastern MA), MA	Ozone	Moderate	50	0.00	-3.55	-159.47	-164.93	-164.44	-165.06	-165.93	-167.06	-171.27	-168.78	-168.78
Boston-Manchester-Portsmouth (southeast NH), NH	Ozone	Moderate	50	0.00	-0.93	-20.56	-21.58	-21.52	-21.68	-21.84	-22.05	-22.69	-22.67	-22.67
Boyd County (part), KY	SO _x	Maintenance	100	0.00	-0.39	-0.70	-0.97	-0.98	-1.04	-1.08	-1.14	-1.23	-1.46	-1.46
Buffalo-Niagara Falls, NY	Ozone	Former Subpart 1	50	0.00	-1.07	-36.76	-38.19	-38.08	-38.26	-38.49	-38.78	-39.80	-39.39	-39.39
Burlington, NJ	CO	Maintenance	100	0.00	-0.25	-0.53	-0.71	-0.71	-0.75	-0.78	-0.81	-0.88	-1.02	-1.02
Butte, MT	PM ₁₀	Moderate	100	0.00	-0.08	-0.75	-0.81	-0.81	-0.83	-0.84	-0.85	-0.88	-0.91	-0.91
Canon City, CO	PM ₁₀	Maintenance	100	0.00	-0.07	-0.65	-0.71	-0.71	-0.72	-0.73	-0.74	-0.77	-0.80	-0.80
Canton-Massillon, OH	Ozone	Maintenance	100	0.00	-1.63	-20.03	-21.52	-21.48	-21.74	-21.98	-22.27	-23.04	-23.49	-23.49
Canton-Massillon, OH	PM _{2.5}	Nonattainment	100	0.00	-1.63	-20.03	-21.52	-21.48	-21.74	-21.98	-22.27	-23.04	-23.49	-23.49
Case County, MI	Ozone	Maintenance	100	0.00	-0.92	-2.29	-2.96	-2.97	-3.11	-3.22	-3.35	-3.59	-4.11	-4.11

Table D1-31 Emission Changes <u>a/</u> by Nonattainment Area with Alternative Standards for HD Vehicles Volatile Organic Compound (VOC) 2018													
Nonattainment Area	Pollutant	Status <u>c/</u>	General Conformity Threshold <u>d/</u>	Emissions Changes for Proposed Alternatives (tons/year)									
				Alt. 1	Alt. 2	Alt. 3	Alt. 4	Alt. 6A	Alt. 5	Alt. 6 <u>b/</u>	Alt. 7	Alt. 6B	Alt. 8
				No Action	Engine Only	Class 8 Tractors	Engines & Classes 7-8 Tractors	15% below Preferred Alternative Stringency	Engines, Classes 7-8 Tractors, & Classes 2b-3	Engines, Tractors, & Classes 2b-8	Engines, Tractors, & Truck, & Trailers	20% above Preferred Alternative Stringency	Accelerated Hybrid Adoption
Center Township (Morgan County), OH	SO _x	Maintenance	100	0.00	-0.18	-0.21	-0.33	-0.34	-0.37	-0.39	-0.41	-0.45	-0.57
Central Steptoe Valley (White Pine County), NV	SO _x	Maintenance	100	0.00	-0.02	-0.23	-0.25	-0.25	-0.25	-0.25	-0.26	-0.26	-0.27
Charleston, WV	Ozone	Maintenance	100	0.00	-0.80	-18.33	-19.22	-19.18	-19.31	-19.45	-19.63	-20.20	-20.16
Charleston, WV	PM _{2.5}	Nonattainment	100	0.00	-0.80	-18.33	-19.22	-19.18	-19.31	-19.45	-19.63	-20.20	-20.16
Charlotte, NC	CO	Maintenance	100	0.00	-1.41	-23.38	-24.78	-24.73	-24.95	-25.18	-25.46	-26.26	-26.47
Charlotte-Gastonia-Rock Hill, NC-SC	Ozone	Moderate	50	0.00	-2.28	-51.69	-54.23	-54.09	-54.46	-54.87	-55.38	-56.98	-56.90
Chattanooga, TN-GA-AL	PM _{2.5}	Nonattainment	100	0.00	-2.00	-18.91	-20.63	-20.61	-20.92	-21.20	-21.54	-22.36	-23.08
Chattanooga, TN-GA	Ozone	Former Subpart 1	50	0.00	-1.85	-17.18	-18.76	-18.74	-19.03	-19.29	-19.60	-20.35	-21.03
Chicago-Gary-Lake County, IL-IN	Ozone	Moderate	50	0.00	-8.50	-443.48	-457.73	-456.33	-457.85	-460.11	-463.07	-474.50	-466.69
Chicago-Gary-Lake County, IL-IN	PM _{2.5}	Nonattainment	100	0.00	-8.57	-443.54	-457.85	-456.44	-457.98	-460.24	-463.21	-474.65	-466.88
Chico, CA	CO	Maintenance	100	0.00	-0.24	-10.46	-10.82	-10.79	-10.83	-10.89	-10.96	-11.24	-11.08
Chico, CA	Ozone	Former Subpart 1	50	0.00	-0.48	-10.70	-11.23	-11.20	-11.28	-11.37	-11.47	-11.81	-11.79
Cincinnati-Hamilton, OH-KY-IN	Ozone	Former Subpart 1	50	0.00	-2.95	-121.69	-126.02	-125.64	-126.15	-126.84	-127.73	-131.00	-129.25
Cincinnati-Hamilton, OH-KY-IN	PM _{2.5}	Nonattainment	100	0.00	-2.81	-121.55	-125.79	-125.42	-125.91	-126.58	-127.45	-130.68	-128.86
Clairton & 4 Boroughs, PA	PM ₁₀	Maintenance	100	0.00	-0.70	-1.16	-1.66	-1.67	-1.78	-1.86	-1.96	-2.13	-2.55
Clark County, NV	PM ₁₀	Serious	70	0.00	-1.00	-44.71	-46.24	-46.10	-46.28	-46.52	-46.84	-48.02	-47.32
Clarksville-Hopkinsville, TN-KY	Ozone	Maintenance	100	0.00	-1.03	-8.84	-9.71	-9.70	-9.86	-10.00	-10.17	-10.58	-10.98
Clearfield and Indiana Counties, PA	Ozone	Maintenance	100	0.00	-0.76	-6.35	-6.99	-6.98	-7.10	-7.20	-7.33	-7.62	-7.92
Cleveland, OH	CO	Maintenance	100	0.00	-1.25	-31.05	-32.49	-32.41	-32.61	-32.85	-33.14	-34.07	-33.95
Cleveland-Akron-Lorain, OH	Ozone	Maintenance	100	0.00	-3.53	-157.07	-162.48	-161.99	-162.61	-163.46	-164.58	-168.73	-166.30
Cleveland-Akron-Lorain, OH	PM _{2.5}	Nonattainment	100	0.00	-3.40	-156.94	-162.25	-161.76	-162.36	-163.20	-164.30	-168.42	-165.91
Coachella Valley, CA	PM ₁₀	Serious	70	0.00	-2.16	-20.38	-22.24	-22.21	-22.55	-22.85	-23.22	-24.11	-24.89
Colbert County, AL	SO _x	Maintenance	100	0.00	-0.28	-2.18	-2.41	-2.41	-2.46	-2.49	-2.54	-2.64	-2.76
Colorado Springs, CO	CO	Maintenance	100	0.00	-1.05	-18.54	-19.61	-19.57	-19.74	-19.91	-20.12	-20.74	-20.86
Columbia Falls, MT	PM ₁₀	Moderate	100	0.00	-0.15	-0.31	-0.41	-0.42	-0.44	-0.46	-0.48	-0.51	-0.60
Columbia, SC	Ozone	Former Subpart 1	50	0.00	-1.63	-21.55	-23.06	-23.02	-23.28	-23.53	-23.83	-24.63	-25.04
Columbus, OH	Ozone	Maintenance	100	0.00	-3.12	-99.72	-103.74	-103.45	-103.98	-104.62	-105.44	-108.26	-107.29
Columbus, OH	PM _{2.5}	Nonattainment	100	0.00	-2.50	-99.09	-102.68	-102.38	-102.81	-103.39	-104.13	-106.80	-105.45
Conewango Township (Warren County), PA	SO _x	Maintenance	100	0.00	-0.02	-0.13	-0.15	-0.15	-0.15	-0.15	-0.16	-0.16	-0.17
Coso Junction, CA	PM ₁₀	Moderate	100	0.00	-1.68	-1.71	-2.89	-2.92	-3.17	-3.36	-3.59	-3.97	-5.01
Cuyahoga County, OH	PM ₁₀	Maintenance	100	0.00	-1.48	-55.49	-57.56	-57.40	-57.65	-57.98	-58.40	-59.92	-59.21
Cuyahoga County, OH	SO _x	Maintenance	100	0.00	-1.31	-55.32	-57.27	-57.10	-57.33	-57.64	-58.04	-59.52	-58.71
Dallas-Fort Worth, TX	Ozone	Moderate	50	0.00	-6.87	-213.01	-221.75	-221.14	-222.29	-223.68	-225.47	-231.53	-229.58
Dayton-Springfield, OH	Ozone	Maintenance	100	0.00	-1.65	-50.88	-52.97	-52.83	-53.11	-53.44	-53.87	-55.32	-54.86
Dayton-Springfield, OH	PM _{2.5}	Nonattainment	100	0.00	-1.53	-50.75	-52.76	-52.61	-52.87	-53.19	-53.60	-55.02	-54.48
Denver Metro, CO	PM ₁₀	Maintenance	100	0.00	-3.39	-92.18	-96.25	-95.99	-96.55	-97.20	-98.03	-100.74	-100.16
Denver-Boulder, CO	CO	Maintenance	100	0.00	-3.03	-87.98	-91.72	-91.47	-91.98	-92.58	-93.34	-95.88	-95.20
Denver-Boulder-Greeley-Fort Collins-Loveland, CO	Ozone	Former Subpart 1	50	0.00	-3.80	-110.81	-115.51	-115.20	-115.83	-116.58	-117.54	-120.74	-119.87
Detroit, MI	CO	Maintenance	100	0.00	-2.56	-53.06	-55.82	-55.68	-56.10	-56.54	-57.10	-58.78	-58.84
Detroit-Ann Arbor, MI	Ozone	Maintenance	100	0.00	-6.44	-287.53	-297.40	-296.51	-297.64	-299.20	-301.24	-308.84	-304.37
Detroit-Ann Arbor, MI	PM _{2.5}	Nonattainment	100	0.00	-6.25	-287.34	-297.08	-296.18	-297.28	-298.83	-300.84	-308.40	-303.81
Door County, WI	Ozone	Former Subpart 1	50	0.00	-0.03	-1.14	-1.18	-1.18	-1.18	-1.19	-1.20	-1.23	-1.22
Douglas (Cochise County), AZ	PM ₁₀	Moderate	100	0.00	-0.15	-2.12	-2.26	-2.26	-2.28	-2.31	-2.34	-2.41	-2.45

Table D1-31 Emission Changes <u>a/</u> by Nonattainment Area with Alternative Standards for HD Vehicles Volatile Organic Compound (VOC) 2018														
Nonattainment Area	Pollutant	Status <u>c/</u>	General Conformity Threshold <u>d/</u>	Emissions Changes for Proposed Alternatives (tons/year)										
				Alt. 1	Alt. 2	Alt. 3	Alt. 4	Alt. 6A	Alt. 5	Alt. 6 <u>b/</u>	Alt. 7	Alt. 6B	Alt. 8	
				No Action	Engine Only	Class 8 Tractors	Engines & Classes 7-8 Tractors	15% below Preferred Alternative Stringency	Engines, Classes 7-8 Tractors, & Classes 2b-3	Engines, Tractors, & Classes 2b-8	Engines, Tractors, & Truck, & Trailers	20% above Preferred Alternative Stringency	Accelerated Hybrid Adoption	
Douglas (Cochise County), AZ	SO _x	Maintenance	100	0.00	-0.15	-2.12	-2.26	-2.26	-2.26	-2.28	-2.31	-2.34	-2.41	-2.45
Duluth, MN	CO	Maintenance	100	0.00	-0.39	-2.95	-3.27	-3.27	-3.27	-3.33	-3.39	-3.45	-3.59	-3.76
Eagle River, AK	PM ₁₀	Moderate	100	0.00	-0.35	-0.61	-0.86	-0.86	-0.86	-0.92	-0.96	-1.00	-1.09	-1.30
East Chicago, IN	CO	Maintenance	100	0.00	-0.50	-6.92	-7.39	-7.39	-7.38	-7.46	-7.53	-7.63	-7.88	-8.00
East Chicago, IN	PM ₁₀	Maintenance	100	0.00	-2.68	-9.12	-11.11	-11.14	-11.14	-11.55	-11.87	-12.26	-13.01	-14.46
East Helena Area (Lewis and Clark County), MT	SO _x	Nonattainment	100	0.00	-0.08	-0.11	-0.17	-0.17	-0.17	-0.18	-0.19	-0.20	-0.22	-0.27
El Paso County, TX	PM ₁₀	Moderate	100	0.00	-1.12	-15.84	-16.91	-16.87	-16.87	-17.05	-17.22	-17.43	-18.01	-18.26
El Paso, TX	CO	Maintenance	100	0.00	-0.41	-1.39	-1.69	-1.70	-1.70	-1.76	-1.81	-1.87	-1.98	-2.21
Erie, PA	Ozone	Maintenance	100	0.00	-0.36	-7.46	-7.85	-7.85	-7.83	-7.88	-7.95	-8.02	-8.26	-8.27
Essex County (Whiteface Mountain), NY	Ozone	Former Subpart 1	50	0.00	-0.10	-0.15	-0.22	-0.22	-0.22	-0.23	-0.24	-0.26	-0.28	-0.34
Eugene-Springfield, OR	CO	Maintenance	100	0.00	-0.52	-14.10	-14.73	-14.69	-14.69	-14.77	-14.87	-15.00	-15.42	-15.33
Eugene-Springfield, OR	PM ₁₀	Moderate	100	0.00	-0.52	-14.10	-14.73	-14.69	-14.69	-14.77	-14.87	-15.00	-15.42	-15.33
Evansville, IN	Ozone	Maintenance	100	0.00	-0.93	-18.82	-19.82	-19.77	-19.77	-19.92	-20.08	-20.28	-20.88	-20.92
Evansville, IN	PM _{2.5}	Nonattainment	100	0.00	-1.26	-19.15	-20.37	-20.33	-20.33	-20.53	-20.73	-20.97	-21.65	-21.89
Fairbanks, AK	CO	Maintenance	100	0.00	-0.09	-0.61	-0.68	-0.68	-0.68	-0.70	-0.71	-0.73	-0.76	-0.80
Fayetteville, NC	Ozone	Former Subpart 1	50	0.00	-0.58	-9.62	-10.19	-10.17	-10.17	-10.26	-10.36	-10.47	-10.80	-10.88
Flathead County; Whitefish and vicinity, MT	PM ₁₀	Moderate	100	0.00	-0.15	-0.36	-0.47	-0.47	-0.47	-0.49	-0.51	-0.53	-0.57	-0.65
Flint, MI	Ozone	Maintenance	100	0.00	-1.80	-17.92	-19.48	-19.45	-19.45	-19.73	-19.99	-20.30	-21.06	-21.68
Follansbee, WV	PM ₁₀	Maintenance	100	0.00	-0.16	-0.20	-0.31	-0.31	-0.31	-0.33	-0.35	-0.37	-0.41	-0.50
Fort Collins, CO	CO	Maintenance	100	0.00	-0.30	-5.50	-5.81	-5.80	-5.80	-5.85	-5.90	-5.96	-6.14	-6.17
Fort Hall Reservation, ID	PM ₁₀	Moderate	100	0.00	-0.09	-0.12	-0.18	-0.19	-0.19	-0.20	-0.21	-0.22	-0.25	-0.30
Fort Wayne, IN	Ozone	Maintenance	100	0.00	-1.25	-12.42	-13.51	-13.49	-13.49	-13.68	-13.86	-14.07	-14.60	-15.03
Franklin County, PA	Ozone	Maintenance	100	0.00	-0.80	-5.42	-6.07	-6.07	-6.07	-6.19	-6.29	-6.42	-6.70	-7.06
Franklin Township (Coshocton County), OH	SO _x	Maintenance	100	0.00	-0.17	-0.20	-0.32	-0.32	-0.32	-0.35	-0.37	-0.39	-0.43	-0.54
Frederick County, VA	Ozone	Former Subpart 1	50	0.00	-0.69	-4.69	-5.24	-5.24	-5.24	-5.35	-5.44	-5.55	-5.79	-6.09
Fredericksburg, VA	Ozone	Maintenance	100	0.00	-0.97	-13.11	-14.02	-14.00	-14.00	-14.15	-14.29	-14.48	-14.96	-15.19
Freehold, NJ	CO	Maintenance	100	0.00	-0.20	-0.70	-0.85	-0.85	-0.85	-0.88	-0.91	-0.94	-0.99	-1.10
Fresno, CA	CO	Maintenance	100	0.00	-0.58	-18.16	-18.90	-18.84	-18.84	-18.94	-19.06	-19.21	-19.73	-19.56
Grand Rapids, MI	Ozone	Maintenance	100	0.00	-1.22	-25.63	-26.95	-26.88	-26.88	-27.08	-27.29	-27.56	-28.37	-28.38
Granite City, Nameoki Townships, IL	PM ₁₀	Maintenance	100	0.00	-0.40	-1.70	-2.01	-2.01	-2.01	-2.07	-2.12	-2.18	-2.30	-2.51
Grant County, NM	SO _x	Maintenance	100	0.00	-0.11	-0.19	-0.27	-0.27	-0.27	-0.29	-0.30	-0.32	-0.34	-0.41
Grants Pass, OR	CO	Maintenance	100	0.00	-0.12	-1.10	-1.20	-1.19	-1.19	-1.21	-1.23	-1.25	-1.30	-1.34
Grants Pass, OR	PM ₁₀	Maintenance	100	0.00	-0.12	-1.10	-1.20	-1.19	-1.19	-1.21	-1.23	-1.25	-1.30	-1.34
Great Falls, MT	CO	Maintenance	100	0.00	-0.13	-0.76	-0.86	-0.86	-0.86	-0.88	-0.89	-0.91	-0.96	-1.02
Greater Connecticut, CT	Ozone	Moderate	50	0.00	-3.34	-54.30	-57.61	-57.49	-57.49	-58.02	-58.56	-59.22	-61.09	-61.62
Greeley, CO	CO	Maintenance	100	0.00	-0.45	-4.14	-4.52	-4.52	-4.52	-4.59	-4.65	-4.73	-4.91	-5.08
Green Bay, WI	SO _x	Maintenance	100	0.00	-0.20	-3.95	-4.17	-4.16	-4.16	-4.19	-4.22	-4.27	-4.40	-4.41
Greene County, IN	Ozone	Maintenance	100	0.00	-0.69	-2.19	-2.70	-2.71	-2.71	-2.81	-2.90	-3.00	-3.19	-3.56
Greene County, PA	Ozone	Maintenance	100	0.00	-0.57	-1.99	-2.42	-2.42	-2.42	-2.51	-2.58	-2.66	-2.82	-3.13
Greensboro-Winston Salem-High Point, NC	Ozone	Marginal	50	0.00	-2.39	-77.21	-80.31	-80.08	-80.08	-80.48	-80.98	-81.61	-83.79	-83.01
Greensboro-Winston salem-High Point, NC	PM _{2.5}	Nonattainment	100	0.00	-1.66	-76.47	-79.06	-78.82	-78.82	-79.11	-79.52	-80.06	-82.07	-80.85
Greenville-Spartanburg-Anderson, SC	Ozone	Former Subpart 1	50	0.00	-2.63	-30.56	-32.93	-32.88	-32.88	-33.29	-33.68	-34.15	-35.35	-36.13
Groveland Township (Tazewell County), IL	SO _x	Maintenance	100	0.00	-0.07	-0.76	-0.82	-0.82	-0.82	-0.83	-0.84	-0.85	-0.88	-0.90

Table D1-31 Emission Changes <u>a/</u> by Nonattainment Area with Alternative Standards for HD Vehicles Volatile Organic Compound (VOC) 2018													
Nonattainment Area	Pollutant	Status <u>c/</u>	General Conformity Threshold <u>d/</u>	Emissions Changes for Proposed Alternatives (tons/year)									
				Alt. 1	Alt. 2	Alt. 3	Alt. 4	Alt. 6A	Alt. 5	Alt. 6 <u>b/</u>	Alt. 7	Alt. 6B	Alt. 8
				No Action	Engine Only	Class 8 Tractors	Engines & Classes 7-8 Tractors	15% below Preferred Alternative Stringency	Engines, Classes 7-8 Tractors, & Classes 2b-3	Engines, Tractors, & Classes 2b-8	Engines, Tractors, & Truck, & Trailers	20% above Preferred Alternative Stringency	Accelerated Hybrid Adoption
Hancock-Knox-Lincoln-Waldo Counties, ME	Ozone	Maintenance	100	0.00	-0.23	-3.75	-3.98	-3.97	-4.00	-4.04	-4.09	-4.22	-4.25
Harrisburg-Lebanon-Carlisle, PA	Ozone	Maintenance	100	0.00	-1.72	-51.33	-53.48	-53.33	-53.62	-53.96	-54.40	-55.87	-55.44
Harrisburg-Lebanon-Carlisle, PA	PM _{2.5}	Nonattainment	100	0.00	-1.71	-51.32	-53.47	-53.32	-53.61	-53.95	-54.39	-55.86	-55.43
Hartford-New Britain-Middletown, CT	CO	Maintenance	100	0.00	-1.75	-34.90	-36.76	-36.67	-36.96	-37.26	-37.63	-38.75	-38.84
Hayden (Pinal County), AZ	SO _x	Nonattainment	100	0.00	-0.21	-0.50	-0.65	-0.65	-0.69	-0.71	-0.74	-0.79	-0.91
Hayden/Miami, AZ	PM ₁₀	Moderate	100	0.00	-0.21	-1.36	-1.53	-1.53	-1.56	-1.59	-1.63	-1.70	-1.80
Haywood and Swain Counties (Great Smoky Mountain NP), NC	Ozone	Maintenance	100	0.00	-0.49	-0.64	-0.99	-0.99	-1.07	-1.12	-1.19	-1.30	-1.60
Hazelwood, PA	SO _x	Maintenance	100	0.00	-0.71	-1.96	-2.48	-2.49	-2.60	-2.68	-2.78	-2.97	-3.37
Hickory, NC	PM _{2.5}	Nonattainment	100	0.00	-0.38	-5.96	-6.34	-6.32	-6.38	-6.44	-6.52	-6.73	-6.80
Hickory-Morgantown-Lenoir, NC	Ozone	Former Subpart 1	50	0.00	-0.44	-9.55	-10.03	-10.01	-10.08	-10.16	-10.26	-10.55	-10.55
Hollis Township, IL	SO _x	Maintenance	100	0.00	-0.11	-0.19	-0.26	-0.27	-0.28	-0.29	-0.31	-0.34	-0.40
Houston-Galveston-Brazoria, TX	Ozone	Severe	25	0.00	-19.74	-189.61	-206.63	-206.38	-209.46	-212.22	-215.60	-223.78	-230.81
Humphreys County, TN	SO _x	Maintenance	100	0.00	-0.12	-0.21	-0.29	-0.29	-0.31	-0.33	-0.34	-0.37	-0.44
Huntington-Ashland, WV-KY-OH	PM _{2.5}	Nonattainment	100	0.00	-2.78	-12.30	-14.42	-14.44	-14.87	-15.21	-15.63	-16.47	-17.89
Huntington-Ashland, WV-KY	Ozone	Maintenance	100	0.00	-2.37	-7.61	-9.36	-9.38	-9.74	-10.03	-10.37	-11.03	-12.32
Huron County, MI	Ozone	Maintenance	100	0.00	-0.12	-1.01	-1.11	-1.10	-1.12	-1.14	-1.16	-1.21	-1.25
Imperial County, CA	Ozone	Moderate	50	0.00	-1.68	-8.10	-9.40	-9.40	-9.66	-9.87	-10.13	-10.65	-11.49
Imperial Valley, CA	PM ₁₀	Serious	70	0.00	-1.49	-7.76	-8.92	-8.92	-9.15	-9.34	-9.57	-10.04	-10.77
Indian Wells, CA	PM ₁₀	Maintenance	100	0.00	-1.37	-2.46	-3.44	-3.46	-3.66	-3.82	-4.01	-4.35	-5.16
Indianapolis, IN	CO	Maintenance	100	0.00	-1.77	-110.22	-113.53	-113.18	-113.50	-114.02	-114.71	-117.49	-115.32
Indianapolis, IN	Ozone	Maintenance	100	0.00	-3.51	-111.98	-116.50	-116.18	-116.77	-117.49	-118.42	-121.58	-120.49
Indianapolis, IN	PM _{2.5}	Nonattainment	100	0.00	-2.86	-111.32	-115.39	-115.05	-115.54	-116.19	-117.03	-120.04	-118.55
Jackson County, IN	Ozone	Maintenance	100	0.00	-0.68	-3.14	-3.67	-3.67	-3.77	-3.86	-3.96	-4.17	-4.52
Jamestown, NY	Ozone	Former Subpart 1	50	0.00	-0.73	-5.54	-6.14	-6.14	-6.25	-6.35	-6.47	-6.74	-7.04
Jefferson County, NY	Ozone	Moderate	50	0.00	-0.22	-4.02	-4.25	-4.24	-4.27	-4.31	-4.36	-4.49	-4.51
Jefferson County, OH	PM ₁₀	Maintenance	100	0.00	-0.16	-0.41	-0.53	-0.53	-0.55	-0.57	-0.60	-0.64	-0.73
Johnson City-Kingsport-Bristol, TN	Ozone	Former Subpart 1	50	0.00	-1.31	-8.06	-9.10	-9.10	-9.30	-9.47	-9.68	-10.12	-10.72
Johnstown, PA	Ozone	Maintenance	100	0.00	-0.82	-7.72	-8.42	-8.41	-8.54	-8.65	-8.79	-9.13	-9.43
Johnstown, PA	PM _{2.5}	Nonattainment	100	0.00	-0.82	-7.72	-8.42	-8.41	-8.54	-8.65	-8.79	-9.13	-9.43
Juneau, AK	PM ₁₀	Moderate	100	0.00	-0.07	-0.38	-0.43	-0.43	-0.44	-0.45	-0.46	-0.48	-0.51
Kalamazoo-Battle Creek, MI	Ozone	Maintenance	100	0.00	-1.42	-17.02	-18.31	-18.28	-18.50	-18.71	-18.97	-19.63	-20.03
Kalispell, MT	PM ₁₀	Moderate	100	0.00	-0.15	-1.02	-1.15	-1.15	-1.17	-1.19	-1.21	-1.27	-1.34
Kent and Queen Annes Counties, MD	Ozone	Maintenance	100	0.00	-0.74	-5.06	-5.66	-5.66	-5.77	-5.87	-5.99	-6.25	-6.58
Kent, WA	PM ₁₀	Maintenance	100	0.00	-1.31	-2.05	-2.98	-3.00	-3.20	-3.35	-3.53	-3.85	-4.63
Kern County (Eastern Kern), CA	Ozone	Former Subpart 1	50	0.00	-4.90	-7.55	-11.02	-11.10	-11.84	-12.41	-13.08	-14.25	-17.18
Kewaunee County, WI	Ozone	Maintenance	100	0.00	-0.22	-0.99	-1.16	-1.16	-1.19	-1.22	-1.26	-1.32	-1.44
King County, WA	PM ₁₀	Maintenance	100	0.00	-1.30	-1.63	-2.54	-2.56	-2.76	-2.91	-3.09	-3.39	-4.18
Klamath Falls, OR	CO	Maintenance	100	0.00	-0.15	-3.23	-3.39	-3.39	-3.41	-3.44	-3.47	-3.57	-3.58
Klamath Falls, OR	PM ₁₀	Maintenance	100	0.00	-0.15	-3.23	-3.39	-3.39	-3.41	-3.44	-3.47	-3.57	-3.58
Knoxville, TN	Ozone	Former Subpart 1	50	0.00	-3.02	-65.88	-69.19	-69.02	-69.51	-70.04	-70.71	-72.77	-72.74
Knoxville, TN	PM _{2.5}	Nonattainment	100	0.00	-2.73	-65.59	-68.70	-68.52	-68.97	-69.47	-70.10	-72.09	-71.88
La Porte County, IN	SO _x	Maintenance	100	0.00	-0.48	-1.58	-1.94	-1.95	-2.02	-2.08	-2.15	-2.28	-2.55
LaGrande, OR	PM ₁₀	Maintenance	100	0.00	-0.07	-0.53	-0.59	-0.59	-0.60	-0.61	-0.62	-0.64	-0.67

Table D1-31 Emission Changes <u>a/</u> by Nonattainment Area with Alternative Standards for HD Vehicles Volatile Organic Compound (VOC) 2018														
Nonattainment Area	Pollutant	Status <u>c/</u>	General Conformity Threshold <u>d/</u>	Emissions Changes for Proposed Alternatives (tons/year)										
				Alt. 1	Alt. 2	Alt. 3	Alt. 4	Alt. 6A	Alt. 5	Alt. 6 <u>b/</u>	Alt. 7	Alt. 6B	Alt. 8	
				No Action	Engine Only	Class 8 Tractors	Engines & Classes 7-8 Tractors	15% below Preferred Alternative Stringency	Engines, Classes 7-8 Tractors, & Classes 2b-3	Engines, Tractors, & Classes 2b-8	Engines, Tractors, & Trucks, & Trailers	20% above Preferred Alternative Stringency	Accelerated Hybrid Adoption	
Lake County, IN	SO _x	Maintenance	100	0.00	-1.81	-11.38	-12.83	-12.83	-12.83	-13.11	-13.34	-13.63	-14.25	-15.07
Lake County, OH	SO _x	Maintenance	100	0.00	-0.06	-1.17	-1.24	-1.23	-1.23	-1.24	-1.26	-1.27	-1.31	-1.31
Lake County, OR	PM ₁₀	Maintenance	100	0.00	-0.03	-0.22	-0.24	-0.24	-0.24	-0.25	-0.25	-0.26	-0.27	-0.28
Lake Tahoe North Shore, CA	CO	Maintenance	100	0.00	-0.37	-1.18	-1.46	-1.46	-1.46	-1.52	-1.57	-1.62	-1.72	-1.93
Lake Tahoe South Shore, CA	CO	Maintenance	100	0.00	-0.19	-1.90	-2.06	-2.06	-2.06	-2.09	-2.11	-2.15	-2.23	-2.29
Lake Tahoe, NV	CO	Maintenance	100	0.00	-0.37	-1.00	-1.27	-1.27	-1.27	-1.33	-1.37	-1.43	-1.52	-1.73
Lamar, CO	PM ₁₀	Maintenance	100	0.00	-0.06	-0.33	-0.38	-0.38	-0.38	-0.39	-0.39	-0.40	-0.42	-0.45
Lame Deer, MT	PM ₁₀	Moderate	100	0.00	-0.03	-0.07	-0.09	-0.09	-0.09	-0.10	-0.10	-0.10	-0.11	-0.13
Lancaster, PA	Ozone	Maintenance	100	0.00	-1.35	-28.77	-30.24	-30.16	-30.16	-30.38	-30.62	-30.91	-31.82	-31.83
Lancaster, PA	PM _{2.5}	Nonattainment	100	0.00	-1.35	-28.77	-30.24	-30.16	-30.16	-30.38	-30.62	-30.91	-31.82	-31.83
Lane County, OR	PM ₁₀	Moderate	100	0.00	-0.39	-0.44	-0.72	-0.72	-0.72	-0.78	-0.83	-0.88	-0.97	-1.21
Lansing-East Lansing, MI	Ozone	Maintenance	100	0.00	-0.97	-15.60	-16.56	-16.53	-16.53	-16.68	-16.84	-17.03	-17.57	-17.73
LaPorte, IN	Ozone	Maintenance	100	0.00	-0.70	-3.78	-4.33	-4.33	-4.33	-4.44	-4.53	-4.64	-4.86	-5.20
Las Vegas, NV	CO	Serious	100	0.00	-1.43	-89.56	-92.24	-91.95	-91.95	-92.22	-92.64	-93.20	-95.45	-93.68
Las Vegas, NV	Ozone	Former Subpart 1	50	0.00	-2.16	-90.30	-93.49	-93.22	-93.22	-93.59	-94.10	-94.75	-97.17	-95.85
Lauderdale County, AL	SO _x	Maintenance	100	0.00	-0.49	-3.25	-3.65	-3.65	-3.65	-3.72	-3.79	-3.87	-4.04	-4.26
Laurel Area (Yellowstone County), MT	SO _x	Nonattainment	100	0.00	-0.16	-0.22	-0.34	-0.34	-0.34	-0.36	-0.38	-0.41	-0.44	-0.54
Libby, MT	PM ₁₀	Moderate	100	0.00	-0.02	-0.34	-0.36	-0.36	-0.36	-0.37	-0.37	-0.37	-0.39	-0.39
Libby, MT	PM _{2.5}	Nonattainment	100	0.00	-0.02	-0.34	-0.36	-0.36	-0.36	-0.37	-0.37	-0.37	-0.39	-0.39
Liberty-Clairton, PA	PM _{2.5}	Nonattainment	100	0.00	-0.70	-1.16	-1.66	-1.67	-1.67	-1.78	-1.86	-1.96	-2.13	-2.55
Lima, OH	Ozone	Maintenance	100	0.00	-0.93	-4.32	-5.04	-5.04	-5.04	-5.18	-5.30	-5.44	-5.73	-6.19
Longmont, CO	CO	Maintenance	100	0.00	-0.75	-3.42	-3.99	-3.99	-3.99	-4.11	-4.20	-4.31	-4.54	-4.92
Lorain County, OH	SO _x	Maintenance	100	0.00	-0.12	-1.53	-1.64	-1.64	-1.64	-1.66	-1.68	-1.70	-1.76	-1.79
Los Angeles South Coast Air Basin, CA	CO	Maintenance	100	0.00	-31.35	-2315.14	-2380.71	-2373.10	-2373.10	-2379.09	-2389.42	-2403.14	-2460.14	-2410.97
Los Angeles South Coast Air Basin, CA	NO _x	Maintenance	100	0.00	-31.35	-2315.14	-2380.71	-2373.10	-2373.10	-2379.09	-2389.42	-2403.14	-2460.14	-2410.97
Los Angeles South Coast Air Basin, CA	Ozone	Extreme	10	0.00	-31.35	-2315.14	-2380.71	-2373.10	-2373.10	-2379.09	-2389.42	-2403.14	-2460.14	-2410.97
Los Angeles South Coast Air Basin, CA	PM ₁₀	Serious	70	0.00	-31.35	-2315.14	-2380.71	-2373.10	-2373.10	-2379.09	-2389.42	-2403.14	-2460.14	-2410.97
Los Angeles South Coast Air Basin, CA	PM _{2.5}	Nonattainment	100	0.00	-31.35	-2315.14	-2380.71	-2373.10	-2373.10	-2379.09	-2389.42	-2403.14	-2460.14	-2410.97
Los Angeles-San Bernardino Counties (western Mohave), CA	Ozone	Moderate	50	0.00	-5.14	-25.81	-29.79	-29.81	-29.81	-30.60	-31.25	-32.03	-33.65	-36.19
Louisville, KY-IN	Ozone	Maintenance	100	0.00	-1.82	-70.63	-73.22	-73.00	-73.00	-73.32	-73.73	-74.26	-76.17	-75.23
Louisville, KY-IN	PM _{2.5}	Nonattainment	100	0.00	-1.75	-70.56	-73.10	-72.88	-72.88	-73.18	-73.59	-74.11	-76.01	-75.02
Lowell, MA	CO	Maintenance	100	0.00	-0.41	-3.80	-4.15	-4.15	-4.15	-4.21	-4.27	-4.34	-4.50	-4.65
Lucas County, OH	SO _x	Maintenance	100	0.00	-0.52	-9.92	-10.47	-10.45	-10.45	-10.53	-10.62	-10.73	-11.05	-11.09
Lyons Township, IL	PM ₁₀	Maintenance	100	0.00	-1.56	-3.53	-4.65	-4.67	-4.67	-4.91	-5.09	-5.31	-5.70	-6.60
Macon, GA	Ozone	Maintenance	100	0.00	-0.83	-14.01	-14.84	-14.80	-14.80	-14.94	-15.07	-15.24	-15.71	-15.83
Macon, GA	PM _{2.5}	Nonattainment	100	0.00	-0.83	-14.01	-14.84	-14.80	-14.80	-14.94	-15.07	-15.24	-15.71	-15.83
Madison and Page Counties (Shenandoah NP), VA	Ozone	Maintenance	100	0.00	-0.19	-0.28	-0.41	-0.41	-0.41	-0.44	-0.46	-0.49	-0.53	-0.64
Madison, WI	SO _x	Maintenance	100	0.00	-0.32	-7.52	-7.88	-7.86	-7.86	-7.91	-7.97	-8.04	-8.27	-8.26
Mammoth Lake, CA	PM ₁₀	Moderate	100	0.00	-0.09	-0.35	-0.43	-0.43	-0.43	-0.44	-0.45	-0.47	-0.49	-0.54
Manchester, NH	CO	Maintenance	100	0.00	-0.20	-2.65	-2.83	-2.83	-2.83	-2.86	-2.89	-2.92	-3.02	-3.07
Manitowoc County, WI	Ozone	Former Subpart 1	50	0.00	-0.31	-3.47	-3.75	-3.75	-3.75	-3.80	-3.84	-3.90	-4.04	-4.13
Marion County, IN	SO _x	Maintenance	100	0.00	-0.94	-10.75	-11.59	-11.58	-11.58	-11.72	-11.86	-12.03	-12.45	-12.74
Mariposa and Tuolumne Counties (Southern Mountain), CA	Ozone	Former Subpart 1	50	0.00	-0.62	-3.84	-4.33	-4.33	-4.33	-4.43	-4.51	-4.60	-4.81	-5.10

Table D1-31 Emission Changes <u>a/</u> by Nonattainment Area with Alternative Standards for HD Vehicles Volatile Organic Compound (VOC) 2018													
Nonattainment Area	Pollutant	Status <u>c/</u>	General Conformity Threshold <u>d/</u>	Emissions Changes for Proposed Alternatives (tons/year)									
				Alt. 1	Alt. 2	Alt. 3	Alt. 4	Alt. 6A	Alt. 5	Alt. 6 <u>b/</u>	Alt. 7	Alt. 6B	Alt. 8
				No Action	Engine Only	Class 8 Tractors	Engines & Classes 7-8 Tractors	15% below Preferred Alternative Stringency	Engines, Classes 7-8 Tractors, & Classes 2b-3	Engines, Tractors, & Classes 2b-8	Engines, Tractors, & Trucks, & Trailers	20% above Preferred Alternative Stringency	Accelerated Hybrid Adoption
Martinsburg, WV-Hagerstown, MD	PM _{2.5}	Nonattainment	100	0.00	-1.12	-10.90	-11.87	-11.85	-12.03	-12.19	-12.38	-12.85	-13.25
Mason County, MI	Ozone	Maintenance	100	0.00	-0.21	-1.02	-1.18	-1.18	-1.21	-1.24	-1.27	-1.34	-1.44
Medford, OR	CO	Maintenance	100	0.00	-0.08	-2.35	-2.45	-2.44	-2.45	-2.47	-2.49	-2.55	-2.53
Medford-Ashland, OR	PM ₁₀	Maintenance	100	0.00	-0.11	-5.51	-5.69	-5.67	-5.69	-5.72	-5.76	-5.90	-5.80
Memphis, TN-AR	Ozone	Maintenance	100	0.00	-2.12	-33.38	-35.46	-35.38	-35.72	-36.06	-36.47	-37.63	-38.00
Memphis, TN	CO	Maintenance	100	0.00	-1.81	-30.50	-32.31	-32.24	-32.53	-32.83	-33.19	-34.23	-34.47
Miami (Gila County), AZ	SO _x	Maintenance	100	0.00	-0.21	-1.08	-1.24	-1.24	-1.28	-1.30	-1.34	-1.40	-1.51
Millinocket AQCR 109, ME	SO _x	Maintenance	100	0.00	-0.13	-0.30	-0.39	-0.39	-0.41	-0.42	-0.44	-0.47	-0.55
Milwaukee, WI	SO _x	Maintenance	100	0.00	-0.84	-17.30	-18.20	-18.15	-18.29	-18.43	-18.62	-19.17	-19.19
Milwaukee-Racine, WI	Ozone	Moderate	50	0.00	-1.79	-56.07	-58.36	-58.20	-58.50	-58.86	-59.33	-60.92	-60.39
Minneapolis-St Paul, MN	CO	Maintenance	100	0.00	-6.01	-177.80	-185.28	-184.77	-185.77	-186.97	-188.50	-193.61	-192.15
Minneapolis-St Paul, MN	SO _x	Maintenance	100	0.00	-4.31	-176.08	-182.37	-181.83	-182.58	-183.58	-184.87	-189.60	-187.10
Missoula, MT	CO	Maintenance	100	0.00	-0.30	-3.96	-4.24	-4.24	-4.28	-4.33	-4.38	-4.53	-4.61
Missoula, MT	PM ₁₀	Moderate	100	0.00	-0.30	-3.96	-4.24	-4.24	-4.28	-4.33	-4.38	-4.53	-4.61
Modesto, CA	CO	Maintenance	100	0.00	-0.42	-9.32	-9.78	-9.76	-9.83	-9.90	-9.99	-10.28	-10.27
Mohave County, AZ	PM ₁₀	Maintenance	100	0.00	-0.78	-3.76	-4.36	-4.36	-4.48	-4.58	-4.70	-4.94	-5.33
Mono Basin, CA	PM ₁₀	Moderate	100	0.00	-0.12	-0.16	-0.25	-0.25	-0.27	-0.28	-0.30	-0.33	-0.40
Morenci (Greenlee County), AZ	SO _x	Maintenance	100	0.00	-0.03	-0.13	-0.15	-0.15	-0.16	-0.16	-0.17	-0.18	-0.19
Morristown, NJ	CO	Maintenance	100	0.00	-0.19	-1.13	-1.28	-1.28	-1.31	-1.33	-1.36	-1.42	-1.51
Muhlenberg County, KY	SO _x	Maintenance	100	0.00	-0.53	-1.45	-1.83	-1.84	-1.92	-1.98	-2.06	-2.20	-2.50
Muncie, IN	Ozone	Maintenance	100	0.00	-0.89	-4.60	-5.29	-5.30	-5.43	-5.55	-5.68	-5.96	-6.40
Murray County (Chattahoochee NF), GA	Ozone	Maintenance	100	0.00	-0.19	-0.33	-0.47	-0.47	-0.50	-0.52	-0.55	-0.59	-0.71
Muscatine County, IA	SO _x	Maintenance	100	0.00	-0.13	-0.59	-0.69	-0.69	-0.71	-0.72	-0.74	-0.78	-0.85
Muskegon, MI	Ozone	Maintenance	100	0.00	-0.44	-4.40	-4.78	-4.77	-4.84	-4.90	-4.98	-5.16	-5.32
Nashua, NH	CO	Maintenance	100	0.00	-0.44	-2.39	-2.73	-2.74	-2.80	-2.86	-2.93	-3.07	-3.28
Nashville, TN	Ozone	Former Subpart 1	50	0.00	-2.25	-51.46	-53.97	-53.84	-54.20	-54.61	-55.12	-56.70	-56.61
Nevada County (western part), CA	Ozone	Former Subpart 1	50	0.00	-0.28	-4.16	-4.43	-4.42	-4.47	-4.51	-4.56	-4.71	-4.76
New Haven County, CT	PM ₁₀	Maintenance	100	0.00	-0.73	-4.80	-5.39	-5.38	-5.50	-5.59	-5.71	-5.96	-6.28
New Haven-Meriden-Waterbury, CT	CO	Maintenance	100	0.00	-1.71	-26.15	-27.80	-27.75	-28.02	-28.29	-28.62	-29.54	-29.85
New Manchester-Grant Magisterial District (Hancock County), WV	SO _x	Maintenance	100	0.00	-0.37	-0.57	-0.83	-0.83	-0.89	-0.93	-0.98	-1.07	-1.29
New York County, NY	PM ₁₀	Moderate	100	0.00	-2.27	-16.70	-18.56	-18.55	-18.90	-19.21	-19.57	-20.41	-21.37
New York-N. New Jersey-Long Island, NY-NJ-CT	CO	Maintenance	100	0.00	-15.23	-712.49	-736.46	-734.24	-736.92	-740.73	-745.68	-764.37	-752.83
New York-N. New Jersey-Long Island, NY-NJ-CT	PM _{2.5}	Nonattainment	100	0.00	-17.04	-714.32	-739.55	-737.37	-740.32	-744.33	-749.53	-768.63	-758.20
New York-northern New Jersey-Long Island, NY-NJ-CT	Ozone	Moderate	50	0.00	-14.67	-466.59	-485.47	-484.12	-486.58	-489.60	-493.46	-506.66	-502.13
Nogales, AZ	PM ₁₀	Moderate	100	0.00	-0.05	-1.28	-1.34	-1.34	-1.35	-1.36	-1.37	-1.40	-1.40
Norfolk-Virginia Beach-Newport News, VA	Ozone	Maintenance	100	0.00	-1.98	-50.37	-52.68	-52.54	-52.87	-53.24	-53.71	-55.21	-54.98
Ogden, UT	CO	Maintenance	100	0.00	-0.10	-4.47	-4.62	-4.61	-4.63	-4.65	-4.68	-4.80	-4.74
Ogden, UT	PM ₁₀	Moderate	100	0.00	-0.10	-4.47	-4.62	-4.61	-4.63	-4.65	-4.68	-4.80	-4.74
Oglesby, IL	PM ₁₀	Maintenance	100	0.00	-0.07	-0.14	-0.19	-0.19	-0.20	-0.21	-0.22	-0.24	-0.27
Olmsted County, MN	PM ₁₀	Maintenance	100	0.00	-0.11	-0.79	-0.88	-0.88	-0.90	-0.92	-0.93	-0.97	-1.02
Olympia, Tumwater, Lacey, WA	PM ₁₀	Maintenance	100	0.00	-0.17	-3.34	-3.53	-3.52	-3.54	-3.57	-3.61	-3.72	-3.73
Owens Valley, CA	PM ₁₀	Serious	70	0.00	-0.67	-0.79	-1.26	-1.27	-1.37	-1.45	-1.54	-1.69	-2.10
Pagosa Springs, CO	PM ₁₀	Maintenance	100	0.00	-0.01	-0.02	-0.03	-0.03	-0.03	-0.03	-0.04	-0.04	-0.05

Table D1-31 Emission Changes <u>a/</u> by Nonattainment Area with Alternative Standards for HD Vehicles Volatile Organic Compound (VOC) 2018													
Nonattainment Area	Pollutant	Status <u>c/</u>	General Conformity Threshold <u>d/</u>	Emissions Changes for Proposed Alternatives (tons/year)									
				Alt. 1	Alt. 2	Alt. 3	Alt. 4	Alt. 6A	Alt. 5	Alt. 6 <u>b/</u>	Alt. 7	Alt. 6B	Alt. 8
				No Action	Engine Only	Class 8 Tractors	Engines & Classes 7-8 Tractors	15% below Preferred Alternative Stringency	Engines, Classes 7-8 Tractors, & Classes 2b-3	Engines, Tractors, & Classes 2b-8	Engines, Tractors, & Truck, & Trailers	20% above Preferred Alternative Stringency	Accelerated Hybrid Adoption
Parkersburg-Marietta, WV-OH	Ozone	Maintenance	100	0.00	-0.58	-9.65	-10.23	-10.21	-10.30	-10.40	-10.51	-10.84	-10.92
Parkersburg-Marietta, WV-OH	PM _{2.5}	Nonattainment	100	0.00	-0.58	-9.65	-10.23	-10.21	-10.30	-10.40	-10.51	-10.84	-10.92
Payson, AZ	PM ₁₀	Maintenance	100	0.00	-0.06	-0.64	-0.70	-0.70	-0.71	-0.72	-0.73	-0.75	-0.77
Penns Grove, NJ	CO	Maintenance	100	0.00	-0.04	-0.06	-0.08	-0.08	-0.09	-0.10	-0.10	-0.11	-0.13
Peoria, IL	SO _x	Maintenance	100	0.00	-0.15	-3.28	-3.45	-3.44	-3.46	-3.49	-3.52	-3.63	-3.63
Perth Amboy, NJ	CO	Maintenance	100	0.00	-0.53	-2.78	-3.20	-3.20	-3.28	-3.35	-3.43	-3.60	-3.86
Philadelphia-Camden County, PA-NJ	CO	Maintenance	100	0.00	-1.22	-13.61	-14.70	-14.68	-14.87	-15.05	-15.27	-15.81	-16.20
Phildelphia-Wilmington, PA-NY-DE	PM _{2.5}	Nonattainment	100	0.00	-7.68	-144.65	-152.62	-152.27	-153.51	-154.79	-156.40	-161.13	-161.74
Phildelphia-Wilmington-Atlantic City, PA-NY-MD-DE	Ozone	Moderate	50	0.00	-9.59	-210.28	-220.81	-220.27	-221.83	-223.52	-225.65	-232.20	-232.08
Phoenix, AZ	CO	Maintenance	100	0.00	-4.03	-270.89	-278.80	-277.92	-278.67	-279.92	-281.57	-288.32	-282.79
Phoenix, AZ	PM ₁₀	Serious	70	0.00	-4.03	-270.89	-278.80	-277.92	-278.67	-279.92	-281.57	-288.32	-282.79
Phoenix-Mesa, AZ	Ozone	Former Subpart 1	50	0.00	-2.82	-138.89	-143.46	-143.02	-143.52	-144.25	-145.19	-148.81	-146.46
Pierce County, WA	PM ₁₀	Maintenance	100	0.00	-0.47	-0.81	-1.14	-1.15	-1.22	-1.28	-1.34	-1.45	-1.73
Pinehurst, ID	PM ₁₀	Moderate	100	0.00	-0.03	-0.07	-0.09	-0.09	-0.09	-0.10	-0.10	-0.11	-0.12
Pittsburgh, PA	CO	Maintenance	100	0.00	-0.71	-1.38	-1.89	-1.90	-2.01	-2.09	-2.19	-2.36	-2.78
Pittsburgh-Beaver Valley, PA	Ozone	Former Subpart 1	50	0.00	-3.88	-123.19	-128.18	-127.83	-128.48	-129.28	-130.30	-133.78	-132.59
Pittsburgh-Beaver Valley, PA	PM _{2.5}	Nonattainment	100	0.00	-3.55	-122.86	-127.62	-127.26	-127.86	-128.62	-129.60	-133.01	-131.61
Polk County, TN	SO _x	Maintenance	100	0.00	-0.56	-1.21	-1.61	-1.62	-1.71	-1.77	-1.85	-1.99	-2.31
Polson, MT	PM ₁₀	Moderate	100	0.00	-0.02	-0.11	-0.13	-0.13	-0.13	-0.14	-0.14	-0.15	-0.16
Portland, ME	Ozone	Maintenance	100	0.00	-0.74	-17.91	-18.76	-18.72	-18.84	-18.97	-19.15	-19.69	-19.63
Portland, OR	CO	Maintenance	100	0.00	-1.10	-36.76	-38.21	-38.11	-38.29	-38.52	-38.82	-39.85	-39.46
Portneuf Valley, ID	PM ₁₀	Maintenance	100	0.00	-0.11	-1.47	-1.57	-1.57	-1.59	-1.60	-1.62	-1.68	-1.70
Poughkeepsie, NY	Ozone	Moderate	50	0.00	-2.33	-42.52	-44.91	-44.81	-45.18	-45.57	-46.05	-47.45	-47.68
Presque Isle, ME	PM ₁₀	Maintenance	100	0.00	-0.08	-0.37	-0.43	-0.43	-0.44	-0.45	-0.47	-0.49	-0.53
Providence (entire State), RI	Ozone	Moderate	50	0.00	-1.74	-31.60	-33.38	-33.31	-33.59	-33.87	-34.23	-35.28	-35.45
Provo, UT	CO	Maintenance	100	0.00	-0.27	-5.02	-5.30	-5.29	-5.33	-5.38	-5.43	-5.60	-5.62
Raleigh-Durham, NC	CO	Maintenance	100	0.00	-1.13	-39.86	-41.39	-41.27	-41.46	-41.70	-42.02	-43.12	-42.65
Raleigh-Durham-Chapel Hill, NC	Ozone	Maintenance	100	0.00	-1.91	-54.81	-57.15	-57.00	-57.32	-57.69	-58.17	-59.76	-59.35
Ramsey County, MN	PM ₁₀	Maintenance	100	0.00	-0.63	-0.70	-1.15	-1.16	-1.25	-1.32	-1.41	-1.56	-1.94
Reading, PA	Ozone	Maintenance	100	0.00	-1.65	-22.17	-23.72	-23.68	-23.94	-24.19	-24.50	-25.32	-25.72
Reading, PA	PM _{2.5}	Nonattainment	100	0.00	-1.65	-22.17	-23.72	-23.68	-23.94	-24.19	-24.50	-25.32	-25.72
Reno, NV	CO	Maintenance	100	0.00	-0.25	-7.73	-8.05	-8.03	-8.08	-8.13	-8.19	-8.41	-8.34
Rhineland (Oneida County), WI	SO _x	Maintenance	100	0.00	-0.06	-0.09	-0.13	-0.13	-0.14	-0.15	-0.16	-0.17	-0.21
Richmond-Petersburg, VA	Ozone	Maintenance	100	0.00	-1.30	-38.88	-40.51	-40.40	-40.61	-40.87	-41.20	-42.32	-41.99
Rillito, AZ	PM ₁₀	Moderate	100	0.00	-0.71	-2.11	-2.63	-2.64	-2.75	-2.83	-2.94	-3.13	-3.52
Riverside County (Coachella Valley), CA	Ozone	Severe	25	0.00	-2.16	-20.38	-22.24	-22.21	-22.55	-22.85	-23.22	-24.11	-24.89
Roanoke, VA	Ozone	Former Subpart 1	50	0.00	-0.58	-8.73	-9.29	-9.27	-9.36	-9.45	-9.56	-9.87	-9.98
Rochester (Olmsted County), MN	SO _x	Maintenance	100	0.00	-0.13	-2.56	-2.70	-2.69	-2.72	-2.74	-2.76	-2.85	-2.85
Rochester, NY	Ozone	Former Subpart 1	50	0.00	-1.65	-42.81	-44.75	-44.63	-44.90	-45.21	-45.61	-46.88	-46.66
Rocky Mount, NC	Ozone	Maintenance	100	0.00	-0.47	-6.26	-6.70	-6.69	-6.76	-6.83	-6.92	-7.15	-7.27
Rome, GA	PM _{2.5}	Nonattainment	100	0.00	-0.75	-4.47	-5.06	-5.06	-5.18	-5.28	-5.39	-5.65	-6.00
Ronan, MT	PM ₁₀	Moderate	100	0.00	-0.02	-0.06	-0.08	-0.08	-0.08	-0.08	-0.09	-0.09	-0.11
Rothschild, Rib Mountain, Weston (Marathon County), WI	SO _x	Maintenance	100	0.00	-0.21	-0.29	-0.44	-0.45	-0.48	-0.50	-0.53	-0.58	-0.71

Table D1-31 Emission Changes <u>a/</u> by Nonattainment Area with Alternative Standards for HD Vehicles Volatile Organic Compound (VOC) 2018													
Nonattainment Area	Pollutant	Status <u>c/</u>	General Conformity Threshold <u>d/</u>	Emissions Changes for Proposed Alternatives (tons/year)									
				Alt. 1	Alt. 2	Alt. 3	Alt. 4	Alt. 6A	Alt. 5	Alt. 6 <u>b/</u>	Alt. 7	Alt. 6B	Alt. 8
				No Action	Engine Only	Class 8 Tractors	Engines & Classes 7-8 Tractors	15% below Preferred Alternative Stringency	Engines, Classes 7-8 Tractors, & Classes 2b-3	Engines, Tractors, & Classes 2b-8	Engines, Tractors, & Trucks, & Trailers	20% above Preferred Alternative Stringency	Accelerated Hybrid Adoption
Sacramento County, CA	PM ₁₀	Moderate	100	0.00	-2.58	-45.65	-48.28	-48.17	-48.58	-49.00	-49.53	-51.06	-51.35
Sacramento Metro, CA	Ozone	Severe	25	0.00	-3.41	-79.98	-83.83	-83.61	-84.17	-84.79	-85.57	-88.01	-87.81
Sacramento, CA	CO	Maintenance	100	0.00	-1.39	-49.22	-51.11	-50.97	-51.20	-51.50	-51.89	-53.25	-52.67
Salem, OR	CO	Maintenance	100	0.00	-0.17	-4.24	-4.44	-4.43	-4.45	-4.49	-4.53	-4.65	-4.64
Salt Lake City, UT	CO	Maintenance	100	0.00	-0.69	-7.09	-7.70	-7.69	-7.79	-7.89	-8.01	-8.31	-8.54
Salt Lake County, UT	PM ₁₀	Moderate	100	0.00	-1.71	-64.02	-66.41	-66.22	-66.51	-66.89	-67.38	-69.13	-68.31
Salt Lake County, UT	SO _x	Nonattainment	100	0.00	-1.62	-63.94	-66.26	-66.07	-66.34	-66.71	-67.19	-68.92	-68.05
San Antonio, TX	Ozone	Former Subpart 1	50	0.00	-3.78	-59.69	-63.39	-63.26	-63.86	-64.46	-65.21	-67.28	-67.93
San Bernardino County, CA	PM ₁₀	Moderate	100	0.00	-5.89	-18.80	-23.16	-23.22	-24.12	-24.83	-25.69	-27.30	-30.53
San Diego, CA	CO	Maintenance	100	0.00	-4.91	-247.02	-255.08	-254.31	-255.18	-256.46	-258.13	-264.53	-260.29
San Diego, CA	Ozone	Former Subpart 1	50	0.00	-5.01	-247.12	-255.25	-254.47	-255.36	-256.65	-258.33	-264.76	-260.58
San Francisco Bay Area, CA	Ozone	Marginal	50	0.00	-9.94	-200.20	-210.77	-210.27	-211.88	-213.58	-215.71	-222.12	-222.53
San Francisco-Oakland-San Jose, CA	CO	Maintenance	100	0.00	-8.83	-224.82	-235.12	-234.50	-235.96	-237.61	-239.70	-246.42	-245.36
San Joaquin Valley, CA	Ozone	Extreme	10	0.00	-12.74	-408.03	-424.48	-423.30	-425.44	-428.07	-431.43	-442.96	-438.94
San Joaquin Valley, CA	PM ₁₀	Maintenance	100	0.00	-12.74	-408.03	-424.48	-423.30	-425.44	-428.07	-431.43	-442.96	-438.94
San Joaquin Valley, CA	PM _{2.5}	Nonattainment	100	0.00	-12.74	-408.03	-424.48	-423.30	-425.44	-428.07	-431.43	-442.96	-438.94
San Manuel (Pinal County), AZ	SO _x	Maintenance	100	0.00	-0.73	-1.71	-2.24	-2.25	-2.36	-2.45	-2.55	-2.74	-3.16
Sanders County (part);Thompson Falls and vicinity, MT	PM ₁₀	Moderate	100	0.00	-0.02	-0.04	-0.05	-0.05	-0.05	-0.06	-0.06	-0.06	-0.07
Scranton-Wilkes Barre, PA	Ozone	Maintenance	100	0.00	-1.20	-21.78	-23.01	-22.96	-23.15	-23.35	-23.60	-24.32	-24.44
Seattle-Tacoma, WA	CO	Maintenance	100	0.00	-3.02	-92.63	-96.45	-96.18	-96.69	-97.30	-98.08	-100.72	-99.89
Sheboygan, WI	Ozone	Moderate	50	0.00	-0.28	-3.88	-4.14	-4.13	-4.18	-4.22	-4.27	-4.42	-4.48
Sheridan, WY	PM ₁₀	Moderate	100	0.00	-0.11	-0.79	-0.88	-0.88	-0.90	-0.92	-0.93	-0.97	-1.02
Shoshone County, ID	PM ₁₀	Moderate	100	0.00	-0.03	-0.03	-0.05	-0.05	-0.05	-0.05	-0.06	-0.06	-0.08
Somerville, NJ	CO	Maintenance	100	0.00	-0.11	-0.63	-0.72	-0.72	-0.73	-0.75	-0.76	-0.80	-0.85
South Bend-Elkhart, IN	Ozone	Maintenance	100	0.00	-1.32	-15.22	-16.41	-16.38	-16.59	-16.78	-17.02	-17.62	-18.01
Southeast Chicago, IL	PM ₁₀	Maintenance	100	0.00	-1.67	-7.43	-8.71	-8.72	-8.97	-9.18	-9.43	-9.94	-10.79
Spokane County, WA	PM ₁₀	Maintenance	100	0.00	-0.40	-9.34	-9.79	-9.76	-9.83	-9.90	-10.00	-10.28	-10.26
Spokane, WA	CO	Maintenance	100	0.00	-0.40	-9.25	-9.70	-9.67	-9.74	-9.81	-9.90	-10.19	-10.17
Springfield (western MA), MA	Ozone	Moderate	50	0.00	-1.52	-28.98	-30.56	-30.49	-30.74	-30.99	-31.31	-32.26	-32.37
Springfield, MA	CO	Maintenance	100	0.00	-0.16	-4.50	-4.70	-4.69	-4.71	-4.75	-4.79	-4.92	-4.89
St Louis, MO	CO	Maintenance	100	0.00	-2.77	-32.22	-34.72	-34.66	-35.10	-35.50	-36.00	-37.27	-38.09
St Louis, MO-IL	Ozone	Moderate	50	0.00	-5.00	-97.23	-102.48	-102.24	-103.04	-103.89	-104.95	-108.09	-108.40
St. Louis, MO-IL	PM _{2.5}	Nonattainment	100	0.00	-4.98	-96.61	-101.84	-101.60	-102.40	-103.24	-104.30	-107.43	-107.74
State College, PA	Ozone	Maintenance	100	0.00	-0.29	-5.40	-5.69	-5.68	-5.73	-5.78	-5.84	-6.01	-6.03
Steamboat Springs, CO	PM ₁₀	Maintenance	100	0.00	-0.04	-0.56	-0.59	-0.59	-0.60	-0.60	-0.61	-0.63	-0.64
Steubenville & Mingo Junction, OH	SO _x	Maintenance	100	0.00	-0.20	-1.55	-1.72	-1.72	-1.75	-1.77	-1.81	-1.88	-1.96
Steubenville-Weirton, OH-WV	Ozone	Maintenance	100	0.00	-0.93	-7.04	-7.80	-7.80	-7.94	-8.06	-8.21	-8.56	-8.94
Steubenville-Weirton, OH-WV	PM _{2.5}	Nonattainment	100	0.00	-0.93	-7.04	-7.80	-7.80	-7.94	-8.06	-8.21	-8.56	-8.94
Stockton, CA	CO	Maintenance	100	0.00	-0.48	-13.85	-14.44	-14.41	-14.49	-14.58	-14.70	-15.10	-15.00
Sutter County (Sutter Buttes), CA	Ozone	Former Subpart 1	50	0.00	-0.02	-0.02	-0.04	-0.04	-0.04	-0.04	-0.04	-0.05	-0.06
Syracuse, NY	CO	Maintenance	100	0.00	-0.80	-16.78	-17.65	-17.60	-17.73	-17.87	-18.04	-18.57	-18.58
Telluride, CO	PM ₁₀	Maintenance	100	0.00	-0.01	-0.05	-0.06	-0.06	-0.06	-0.06	-0.06	-0.06	-0.07
Terre Haute, IN	Ozone	Maintenance	100	0.00	-0.52	-4.71	-5.16	-5.15	-5.23	-5.30	-5.39	-5.60	-5.79

Nonattainment Area	Pollutant	Status ^{c/}	General Conformity Threshold ^{d/}	Emissions Changes for Proposed Alternatives (tons/year)									
				Alt. 1	Alt. 2	Alt. 3	Alt. 4	Alt. 6A	Alt. 5	Alt. 6 ^{b/}	Alt. 7	Alt. 6B	Alt. 8
				No Action	Engine Only	Class 8 Tractors	Engines & Classes 7-8 Tractors	15% below Preferred Alternative Stringency	Engines, Classes 7-8 Tractors, & Classes 2b-3	Engines, Tractors, & Classes 2b-8	Engines, Tractors, & Trailers	20% above Preferred Alternative Stringency	Accelerated Hybrid Adoption
Tioga County, PA	Ozone	Maintenance	100	0.00	-0.43	-2.21	-2.55	-2.55	-2.62	-2.67	-2.74	-2.87	-3.09
Toledo, OH	Ozone	Maintenance	100	0.00	-2.24	-19.36	-21.25	-21.23	-21.58	-21.88	-22.26	-23.14	-24.00
Toms River, NJ	CO	Maintenance	100	0.00	-0.16	-3.06	-3.23	-3.22	-3.24	-3.27	-3.30	-3.40	-3.41
Tooele County, UT	SO _x	Nonattainment	100	0.00	-1.25	-4.32	-5.25	-5.26	-5.45	-5.61	-5.79	-6.14	-6.82
Trenton, NJ	CO	Maintenance	100	0.00	-0.23	-2.92	-3.13	-3.13	-3.16	-3.20	-3.24	-3.35	-3.41
Trona, CA	PM ₁₀	Moderate	100	0.00	-1.36	-1.47	-2.42	-2.45	-2.65	-2.81	-2.99	-3.30	-4.14
Tucson, AZ	CO	Maintenance	100	0.00	-0.98	-30.54	-31.79	-31.70	-31.87	-32.07	-32.32	-33.19	-32.91
Utah County, UT	PM ₁₀	Moderate	100	0.00	-1.07	-15.49	-16.51	-16.48	-16.65	-16.82	-17.02	-17.58	-17.80
Vancouver, WA	CO	Maintenance	100	0.00	-0.72	-9.81	-10.49	-10.47	-10.59	-10.70	-10.83	-11.19	-11.36
Ventura County, CA	Ozone	Serious	50	0.00	-4.59	-29.02	-32.70	-32.69	-33.40	-34.00	-34.72	-36.30	-38.39
Vermillion County, IN	PM ₁₀	Maintenance	100	0.00	-0.32	-0.55	-0.78	-0.78	-0.83	-0.87	-0.91	-0.99	-1.18
Vigo County, IN	SO _x	Maintenance	100	0.00	-0.52	-4.71	-5.16	-5.15	-5.23	-5.30	-5.39	-5.60	-5.79
Wallula, WA	PM ₁₀	Maintenance	100	0.00	-0.08	-0.08	-0.13	-0.14	-0.15	-0.16	-0.17	-0.19	-0.23
Waltham, MA	CO	Maintenance	100	0.00	-0.39	-2.13	-2.44	-2.44	-2.50	-2.55	-2.61	-2.74	-2.93
Warren County, NJ	SO _x	Maintenance	100	0.00	-0.34	-1.44	-1.70	-1.70	-1.75	-1.80	-1.85	-1.95	-2.13
Warren County, PA	SO _x	Nonattainment	100	0.00	-0.03	-0.48	-0.50	-0.50	-0.51	-0.51	-0.52	-0.53	-0.53
Washington County (Hagerstown), MD	Ozone	Former Subpart 1	50	0.00	-0.86	-7.43	-8.15	-8.14	-8.28	-8.39	-8.54	-8.88	-9.21
Washington, DC-MD-VA	CO	Maintenance	100	0.00	-4.58	-371.43	-381.65	-380.42	-381.31	-382.92	-385.06	-394.11	-385.93
Washington, DC-MD-VA	Ozone	Moderate	50	0.00	-6.19	-373.07	-384.41	-383.21	-384.34	-386.14	-388.50	-397.91	-390.73
Washington, DC-MD-VA	PM _{2.5}	Nonattainment	100	0.00	-6.19	-373.07	-384.41	-383.21	-384.34	-386.14	-388.50	-397.91	-390.73
Washoe County, NV	PM ₁₀	Serious	70	0.00	-0.25	-7.73	-8.05	-8.03	-8.08	-8.13	-8.19	-8.41	-8.34
Waterford Township (Washington County), OH	SO _x	Maintenance	100	0.00	-0.18	-0.31	-0.45	-0.45	-0.48	-0.50	-0.52	-0.57	-0.68
Wayne County, IN	SO _x	Maintenance	100	0.00	-0.37	-2.66	-2.96	-2.96	-3.02	-3.07	-3.13	-3.26	-3.42
Wayne County, MI	PM ₁₀	Maintenance	100	0.00	-1.32	-3.47	-4.44	-4.45	-4.65	-4.81	-5.00	-5.34	-6.09
Weirton, WV	PM ₁₀	Maintenance	100	0.00	-0.30	-1.03	-1.26	-1.26	-1.30	-1.34	-1.38	-1.47	-1.63
Weirton, WV	SO _x	Maintenance	100	0.00	-0.40	-1.13	-1.42	-1.42	-1.49	-1.53	-1.59	-1.70	-1.92
Wheeling, WV-OH	Ozone	Maintenance	100	0.00	-0.93	-10.48	-11.31	-11.29	-11.43	-11.57	-11.73	-12.15	-12.43
Wheeling, WV-OH	PM _{2.5}	Nonattainment	100	0.00	-0.93	-10.48	-11.31	-11.29	-11.43	-11.57	-11.73	-12.15	-12.43
Winston-Salem, NC	CO	Maintenance	100	0.00	-0.88	-13.41	-14.27	-14.24	-14.38	-14.52	-14.69	-15.16	-15.33
Worcester, MA	CO	Maintenance	100	0.00	-0.27	-6.75	-7.06	-7.04	-7.09	-7.14	-7.20	-7.40	-7.38
Yakima County, WA	PM ₁₀	Maintenance	100	0.00	-0.26	-3.09	-3.32	-3.31	-3.35	-3.39	-3.44	-3.56	-3.63
Yakima, WA	CO	Maintenance	100	0.00	-0.24	-1.35	-1.53	-1.53	-1.57	-1.60	-1.64	-1.72	-1.83
York, PA	Ozone	Maintenance	100	0.00	-1.51	-25.39	-26.90	-26.84	-27.08	-27.33	-27.63	-28.49	-28.70
York, PA	PM _{2.5}	Nonattainment	100	0.00	-1.27	-25.15	-26.49	-26.43	-26.64	-26.85	-27.12	-27.93	-27.99
Youngstown-Warren-Sharon, OH-PA	Ozone	Maintenance	100	0.00	-1.54	-21.75	-23.21	-23.17	-23.41	-23.65	-23.94	-24.73	-25.07
Yuma, AZ	PM ₁₀	Moderate	100	0.00	-0.28	-5.74	-6.05	-6.03	-6.08	-6.13	-6.19	-6.37	-6.38

^{a/} Negative emissions changes indicate reductions; positive emissions changes are increases. Values of less than 0.005 tons/year are rounded to zero.

^{b/} Preferred Alternative

^{c/} Pollutants for which the area is designated nonattainment or maintenance as of 2010. Source: 40 CFR 81.

^{d/} Emissions thresholds in tons/year of: CO in CO maintenance and nonattainment areas; VOC or NO_x in ozone maintenance and nonattainment areas; primary PM_{2.5} in PM_{2.5} maintenance and nonattainment areas; primary PM₁₀ in PM₁₀ maintenance and nonattainment areas; and SO₂ in SO₂ maintenance and nonattainment areas. Source: 40 CFR § 93.153. These thresholds are provided for information only; a general conformity determination is not required for the proposed actions. (See section 3.3.1.)

Source: EPA (U.S. Environmental Protection Agency). 2010. The Green Book Nonattainment Areas. Washington, District of Columbia. Last Revised: June 16, 2010. U.S. Environmental Protection Agency. Available: <http://www.epa.gov/oaqps001/greenbk/>. Accessed: August 6, 2010.

Table D1-32 Emission Changes <u>a/</u> by Nonattainment Area with Alternative Standards for HD Vehicles Volatile Organic Compound (VOC) 2030													
Nonattainment Area	Pollutant	Status <u>c/</u>	General Conformity Threshold <u>d/</u>	Emissions Changes for Proposed Alternatives (tons/year)									
				Alt. 1	Alt. 2	Alt. 3	Alt. 4	Alt. 6A	Alt. 5	Alt. 6 <u>b/</u>	Alt. 7	Alt. 6B	Alt. 8
				No Action	Engine Only	Class 8 Tractors	Engines & Classes 7-8 Tractors	15% below Preferred Alternative Stringency	Engines, Classes 7-8 Tractors, & Classes 2b-3	Engines, Tractors, & Classes 2b-8	Engines, Tractors, & Truckers, Trailers	20% above Preferred Alternative Stringency	Accelerated Hybrid Adoption
Addison Township (Gallia County), OH	SO _x	Maintenance	100	0.00	-0.22	-0.34	-0.50	-0.56	-0.61	-0.63	-0.64	-0.71	-0.95
Ajo (Pima County), AZ	PM ₁₀	Moderate	100	0.00	-1.41	-1.36	-2.43	-2.81	-3.13	-3.25	-3.35	-3.76	-5.34
Ajo (Pima County), AZ	SO _x	Maintenance	100	0.00	-4.37	-3.27	-6.57	-7.77	-8.74	-9.13	-9.41	-10.69	-15.60
Albany-Schenectady-Troy, NY	Ozone	Former Subpart 1	50	0.00	-3.64	-55.51	-58.98	-59.79	-60.58	-61.14	-61.58	-63.01	-65.79
Albuquerque, NM	CO	Maintenance	100	0.00	-3.18	-44.38	-47.35	-48.07	-48.77	-49.24	-49.61	-50.82	-53.36
Allegan County, MI	Ozone	Former Subpart 1	50	0.00	-2.74	-18.58	-20.87	-21.57	-22.17	-22.49	-22.73	-23.65	-26.32
Allentown-Bethlehem-Easton, PA	Ozone	Maintenance	100	0.00	-4.39	-47.00	-50.90	-51.96	-52.92	-53.51	-53.96	-55.54	-59.39
Altoona, PA	Ozone	Maintenance	100	0.00	-1.22	-7.98	-8.99	-9.30	-9.57	-9.71	-9.82	-10.22	-11.41
Amador and Calveras Counties (Central Mountain), CA	Ozone	Former Subpart 1	50	0.00	-3.21	-10.54	-13.07	-13.92	-14.63	-14.95	-15.19	-16.19	-19.59
Anchorage, AK	CO	Maintenance	100	0.00	-0.97	-6.47	-7.27	-7.52	-7.73	-7.84	-7.93	-8.25	-9.19
Anthony, NM	PM ₁₀	Moderate	100	0.00	-1.89	-1.79	-3.23	-3.75	-4.17	-4.34	-4.46	-5.02	-7.14
Armstrong County, PA	SO _x	Nonattainment	100	0.00	-0.24	-0.47	-0.65	-0.72	-0.77	-0.79	-0.81	-0.88	-1.15
Aspen, CO	PM ₁₀	Maintenance	100	0.00	-0.08	-0.63	-0.69	-0.71	-0.73	-0.74	-0.75	-0.77	-0.85
Atlanta, GA	Ozone	Moderate	50	0.00	-27.18	-1105.78	-1140.98	-1144.54	-1150.31	-1157.65	-1163.49	-1178.84	-1182.52
Atlanta, GA	PM _{2.5}	Nonattainment	100	0.00	-27.63	-1106.08	-1141.61	-1145.30	-1151.17	-1158.54	-1164.42	-1179.90	-1184.09
Atlantic City, NJ	CO	Maintenance	100	0.00	-0.25	-1.27	-1.48	-1.54	-1.60	-1.63	-1.65	-1.73	-1.98
Bakersfield, CA	CO	Maintenance	100	0.00	-2.83	-31.42	-33.95	-34.62	-35.24	-35.62	-35.92	-36.94	-39.39
Baltimore, MD	CO	Maintenance	100	0.00	-3.55	-225.86	-231.56	-231.73	-232.47	-233.79	-234.86	-237.42	-235.90
Baltimore, MD	Ozone	Moderate	50	0.00	-7.78	-228.59	-237.47	-238.81	-240.48	-242.18	-243.53	-247.32	-250.54
Baltimore, MD	PM _{2.5}	Nonattainment	100	0.00	-7.78	-228.59	-237.47	-238.81	-240.48	-242.18	-243.53	-247.32	-250.54
Baton Rouge, LA	Ozone	Moderate	50	0.00	-11.16	-64.21	-73.39	-76.27	-78.72	-79.97	-80.91	-84.56	-95.71
Beaumont-Port Arthur, TX	Ozone	Moderate	50	0.00	-12.57	-43.72	-53.67	-57.01	-59.79	-61.06	-62.01	-65.93	-79.18
Benton County, TN	SO _x	Maintenance	100	0.00	-0.31	-0.47	-0.70	-0.79	-0.85	-0.88	-0.90	-1.00	-1.34
Benton Harbor, MI	Ozone	Maintenance	100	0.00	-1.91	-20.79	-22.50	-22.96	-23.37	-23.63	-23.83	-24.52	-26.19
Benzie County, MI	Ozone	Maintenance	100	0.00	-0.78	-3.20	-3.83	-4.04	-4.21	-4.29	-4.35	-4.60	-5.41
Berkeley and Jefferson Counties, WV	Ozone	Maintenance	100	0.00	-2.04	-18.47	-20.24	-20.74	-21.18	-21.44	-21.64	-22.35	-24.22
Billings, MT	CO	Maintenance	100	0.00	-4.62	-8.82	-12.38	-13.64	-14.66	-15.10	-15.42	-16.81	-21.86
Birmingham, AL	Ozone	Maintenance	100	0.00	-4.23	-134.16	-139.12	-139.81	-140.72	-141.69	-142.46	-144.59	-146.09
Birmingham, AL	PM _{2.5}	Nonattainment	100	0.00	-4.23	-134.16	-139.12	-139.81	-140.72	-141.69	-142.46	-144.59	-146.09
Boise-Northern Ada County, ID	CO	Maintenance	100	0.00	-2.28	-50.46	-52.83	-53.28	-53.78	-54.20	-54.53	-55.53	-56.88
Boise-Northern Ada County, ID	PM ₁₀	Maintenance	100	0.00	-2.28	-50.46	-52.83	-53.28	-53.78	-54.20	-54.53	-55.53	-56.88
Bonner County (Sandpoint), ID	PM ₁₀	Moderate	100	0.00	-0.26	-1.45	-1.67	-1.73	-1.79	-1.82	-1.84	-1.93	-2.18
Boston, MA	CO	Maintenance	100	0.00	-2.92	-49.73	-52.58	-53.21	-53.85	-54.32	-54.69	-55.87	-57.97
Boston-Lawrence-Worcester (eastern MA), MA	Ozone	Moderate	50	0.00	-9.20	-319.25	-330.42	-331.83	-333.79	-336.03	-337.80	-342.62	-345.23
Boston-Manchester-Portsmouth (southeast NH), NH	Ozone	Moderate	50	0.00	-2.51	-51.14	-53.71	-54.22	-54.77	-55.21	-55.56	-56.63	-58.24
Boyd County (part), KY	SO _x	Maintenance	100	0.00	-0.99	-1.49	-2.25	-2.53	-2.75	-2.84	-2.91	-3.20	-4.30
Buffalo-Niagara Falls, NY	Ozone	Former Subpart 1	50	0.00	-2.51	-52.42	-55.00	-55.51	-56.05	-56.50	-56.86	-57.93	-59.50
Burlington, NJ	CO	Maintenance	100	0.00	-0.65	-0.97	-1.47	-1.64	-1.79	-1.85	-1.89	-2.08	-2.80
Butte, MT	PM ₁₀	Moderate	100	0.00	-0.21	-2.12	-2.31	-2.36	-2.40	-2.43	-2.45	-2.52	-2.71
Canon City, CO	PM ₁₀	Maintenance	100	0.00	-0.19	-1.63	-1.80	-1.84	-1.89	-1.91	-1.93	-2.00	-2.18
Canton-Massillon, OH	Ozone	Maintenance	100	0.00	-4.33	-49.69	-53.58	-54.61	-55.55	-56.15	-56.60	-58.19	-61.89
Canton-Massillon, OH	PM _{2.5}	Nonattainment	100	0.00	-4.33	-49.69	-53.58	-54.61	-55.55	-56.15	-56.60	-58.19	-61.89
Case County, MI	Ozone	Maintenance	100	0.00	-2.39	-6.39	-8.25	-8.90	-9.42	-9.66	-9.83	-10.56	-13.13

Table D1-32 Emission Changes <u>a/</u> by Nonattainment Area with Alternative Standards for HD Vehicles Volatile Organic Compound (VOC) 2030													
Nonattainment Area	Pollutant	Status <u>c/</u>	General Conformity Threshold <u>d/</u>	Emissions Changes for Proposed Alternatives (tons/year)									
				Alt. 1	Alt. 2	Alt. 3	Alt. 4	Alt. 6A	Alt. 5	Alt. 6 <u>b/</u>	Alt. 7	Alt. 6B	Alt. 8
				No Action	Engine Only	Class 8 Tractors	Engines & Classes 7-8 Tractors	15% below Preferred Alternative Stringency	Engines, Classes 7-8 Tractors, & Classes 2b-3	Engines, Tractors, & Classes 2b-8	Engines, Tractors, & Truck, & Trailers	20% above Preferred Alternative Stringency	Accelerated Hybrid Adoption
Center Township (Morgan County), OH	SO _x	Maintenance	100	0.00	-0.47	-0.38	-0.73	-0.86	-0.96	-1.01	-1.04	-1.17	-1.70
Central Steptoe Valley (White Pine County), NV	SO _x	Maintenance	100	0.00	-0.05	-0.24	-0.29	-0.30	-0.31	-0.32	-0.32	-0.34	-0.39
Charleston, WV	Ozone	Maintenance	100	0.00	-2.30	-55.49	-57.95	-58.39	-58.89	-59.34	-59.69	-60.73	-61.99
Charleston, WV	PM _{2.5}	Nonattainment	100	0.00	-2.30	-55.49	-57.95	-58.39	-58.89	-59.34	-59.69	-60.73	-61.99
Charlotte, NC	CO	Maintenance	100	0.00	-3.82	-62.36	-66.05	-66.88	-67.72	-68.33	-68.80	-70.32	-73.14
Charlotte-Gastonia-Rock Hill, NC-SC	Ozone	Moderate	50	0.00	-6.35	-141.27	-147.91	-149.16	-150.54	-151.72	-152.65	-155.44	-159.18
Chattanooga, TN-GA-AL	PM _{2.5}	Nonattainment	100	0.00	-5.29	-50.40	-55.02	-56.31	-57.47	-58.15	-58.67	-60.54	-65.33
Chattanooga, TN-GA	Ozone	Former Subpart 1	50	0.00	-4.90	-47.10	-51.38	-52.58	-53.65	-54.29	-54.77	-56.50	-60.93
Chicago-Gary-Lake County, IL-IN	Ozone	Moderate	50	0.00	-29.02	-1437.23	-1478.29	-1481.16	-1487.26	-1496.26	-1503.47	-1521.60	-1519.19
Chicago-Gary-Lake County, IL-IN	PM _{2.5}	Nonattainment	100	0.00	-29.19	-1437.34	-1478.52	-1481.44	-1487.58	-1496.59	-1503.81	-1521.99	-1519.77
Chico, CA	CO	Maintenance	100	0.00	-0.59	-19.06	-19.76	-19.85	-19.98	-20.12	-20.22	-20.52	-20.72
Chico, CA	Ozone	Former Subpart 1	50	0.00	-1.20	-19.46	-20.62	-20.88	-21.14	-21.33	-21.48	-21.96	-22.85
Cincinnati-Hamilton, OH-KY-IN	Ozone	Former Subpart 1	50	0.00	-8.85	-341.55	-352.76	-353.99	-355.87	-358.18	-360.01	-364.88	-366.54
Cincinnati-Hamilton, OH-KY-IN	PM _{2.5}	Nonattainment	100	0.00	-8.52	-341.33	-352.29	-353.42	-355.23	-357.51	-359.32	-364.09	-365.37
Clairton & 4 Boroughs, PA	PM ₁₀	Maintenance	100	0.00	-1.80	-1.83	-3.19	-3.69	-4.09	-4.25	-4.37	-4.90	-6.91
Clark County, NV	PM ₁₀	Serious	70	0.00	-1.67	-16.82	-18.29	-18.70	-19.07	-19.29	-19.45	-20.05	-21.54
Clarksville-Hopkinsville, TN-KY	Ozone	Maintenance	100	0.00	-2.80	-29.34	-31.82	-32.50	-33.11	-33.48	-33.77	-34.78	-37.25
Clearfield and Indiana Counties, PA	Ozone	Maintenance	100	0.00	-2.12	-25.72	-27.65	-28.15	-28.61	-28.91	-29.14	-29.93	-31.71
Cleveland, OH	CO	Maintenance	100	0.00	-3.36	-72.56	-76.04	-76.71	-77.44	-78.05	-78.53	-79.99	-82.03
Cleveland-Akron-Lorain, OH	Ozone	Maintenance	100	0.00	-10.86	-451.44	-465.63	-467.02	-469.32	-472.30	-474.67	-480.87	-482.10
Cleveland-Akron-Lorain, OH	PM _{2.5}	Nonattainment	100	0.00	-10.52	-451.22	-465.16	-466.45	-468.68	-471.63	-473.98	-480.08	-480.93
Coachella Valley, CA	PM ₁₀	Serious	70	0.00	-5.44	-31.62	-36.10	-37.49	-38.69	-39.30	-39.76	-41.54	-46.95
Colbert County, AL	SO _x	Maintenance	100	0.00	-0.72	-5.07	-5.67	-5.85	-6.01	-6.10	-6.16	-6.41	-7.10
Colorado Springs, CO	CO	Maintenance	100	0.00	-2.67	-34.90	-37.36	-37.98	-38.56	-38.95	-39.24	-40.25	-42.44
Columbia Falls, MT	PM ₁₀	Moderate	100	0.00	-0.38	-0.69	-0.98	-1.08	-1.16	-1.20	-1.23	-1.34	-1.75
Columbia, SC	Ozone	Former Subpart 1	50	0.00	-4.45	-63.85	-68.03	-69.03	-70.00	-70.67	-71.19	-72.91	-76.40
Columbus, OH	Ozone	Maintenance	100	0.00	-9.49	-313.16	-324.46	-325.97	-328.00	-330.23	-332.00	-336.86	-339.95
Columbus, OH	PM _{2.5}	Nonattainment	100	0.00	-7.91	-312.13	-322.24	-323.31	-324.99	-327.08	-328.75	-333.15	-334.45
Conewango Township (Warren County), PA	SO _x	Maintenance	100	0.00	-0.06	-0.29	-0.34	-0.35	-0.37	-0.37	-0.38	-0.40	-0.45
Coso Junction, CA	PM ₁₀	Moderate	100	0.00	-4.31	-2.81	-6.05	-7.24	-8.19	-8.57	-8.85	-10.11	-14.95
Cuyahoga County, OH	PM ₁₀	Maintenance	100	0.00	-4.09	-130.87	-135.68	-136.35	-137.22	-138.17	-138.91	-140.98	-142.41
Cuyahoga County, OH	SO _x	Maintenance	100	0.00	-3.65	-130.59	-135.07	-135.61	-136.39	-137.30	-138.02	-139.95	-140.89
Dallas-Fort Worth, TX	Ozone	Moderate	50	0.00	-16.75	-346.08	-363.22	-366.63	-370.26	-373.26	-375.61	-382.78	-393.33
Dayton-Springfield, OH	Ozone	Maintenance	100	0.00	-4.76	-140.39	-145.83	-146.65	-147.67	-148.71	-149.53	-151.86	-153.81
Dayton-Springfield, OH	PM _{2.5}	Nonattainment	100	0.00	-4.43	-140.18	-145.38	-146.10	-147.05	-148.07	-148.87	-151.10	-152.69
Denver Metro, CO	PM ₁₀	Maintenance	100	0.00	-8.50	-164.19	-172.73	-174.50	-176.35	-177.82	-178.96	-182.53	-188.16
Denver-Boulder, CO	CO	Maintenance	100	0.00	-7.59	-155.83	-163.58	-165.13	-166.78	-168.13	-169.19	-172.43	-177.23
Denver-Boulder-Greeley-Fort Collins-Loveland, CO	Ozone	Former Subpart 1	50	0.00	-9.64	-206.80	-216.77	-218.70	-220.79	-222.55	-223.93	-228.11	-233.99
Detroit, MI	CO	Maintenance	100	0.00	-7.57	-181.93	-190.03	-191.48	-193.11	-194.58	-195.74	-199.15	-203.29
Detroit-Ann Arbor, MI	Ozone	Maintenance	100	0.00	-23.00	-1078.73	-1110.45	-1112.94	-1117.79	-1124.65	-1130.14	-1144.09	-1143.67
Detroit-Ann Arbor, MI	PM _{2.5}	Nonattainment	100	0.00	-22.51	-1078.42	-1109.78	-1112.13	-1116.88	-1123.69	-1129.15	-1142.96	-1142.00
Door County, WI	Ozone	Former Subpart 1	50	0.00	-0.10	-3.91	-4.04	-4.05	-4.08	-4.10	-4.12	-4.18	-4.20
Douglas (Cochise County), AZ	PM ₁₀	Moderate	100	0.00	-0.41	-5.84	-6.22	-6.31	-6.40	-6.46	-6.51	-6.67	-6.99

Table D1-32 Emission Changes <u>a/</u> by Nonattainment Area with Alternative Standards for HD Vehicles Volatile Organic Compound (VOC) 2030													
Nonattainment Area	Pollutant	Status <u>c/</u>	General Conformity Threshold <u>d/</u>	Emissions Changes for Proposed Alternatives (tons/year)									
				Alt. 1	Alt. 2	Alt. 3	Alt. 4	Alt. 6A	Alt. 5	Alt. 6 <u>b/</u>	Alt. 7	Alt. 6B	Alt. 8
				No Action	Engine Only	Class 8 Tractors	Engines & Classes 7-8 Tractors	15% below Preferred Alternative Stringency	Engines, Classes 7-8 Tractors, & Classes 2b-3	Engines, Tractors, & Classes 2b-8	Engines, Tractors, & Truck, & Trailers	20% above Preferred Alternative Stringency	Accelerated Hybrid Adoption
Douglas (Cochise County), AZ	SO _x	Maintenance	100	0.00	-0.41	-5.84	-6.22	-6.31	-6.40	-6.46	-6.51	-6.67	-6.99
Duluth, MN	CO	Maintenance	100	0.00	-1.02	-7.38	-8.24	-8.50	-8.73	-8.85	-8.94	-9.29	-10.27
Eagle River, AK	PM ₁₀	Moderate	100	0.00	-0.90	-0.94	-1.62	-1.86	-2.06	-2.14	-2.20	-2.47	-3.47
East Chicago, IN	CO	Maintenance	100	0.00	-1.33	-17.23	-18.45	-18.76	-19.05	-19.24	-19.39	-19.89	-20.97
East Chicago, IN	PM ₁₀	Maintenance	100	0.00	-6.94	-20.86	-26.31	-28.17	-29.70	-30.39	-30.90	-33.04	-40.45
East Helena Area (Lewis and Clark County), MT	SO _x	Nonattainment	100	0.00	-0.21	-0.22	-0.38	-0.44	-0.48	-0.50	-0.51	-0.57	-0.80
El Paso County, TX	PM ₁₀	Moderate	100	0.00	-2.74	-19.93	-22.24	-22.93	-23.53	-23.86	-24.10	-25.03	-27.66
El Paso, TX	CO	Maintenance	100	0.00	-1.05	-1.83	-2.63	-2.92	-3.15	-3.25	-3.32	-3.63	-4.78
Erie, PA	Ozone	Maintenance	100	0.00	-1.01	-22.24	-23.29	-23.49	-23.71	-23.90	-24.05	-24.49	-25.09
Essex County (Whiteface Mountain), NY	Ozone	Former Subpart 1	50	0.00	-0.25	-0.27	-0.47	-0.53	-0.59	-0.61	-0.63	-0.71	-0.99
Eugene-Springfield, OR	CO	Maintenance	100	0.00	-1.38	-31.05	-32.50	-32.77	-33.07	-33.33	-33.53	-34.14	-34.95
Eugene-Springfield, OR	PM ₁₀	Moderate	100	0.00	-1.38	-31.05	-32.50	-32.77	-33.07	-33.33	-33.53	-34.14	-34.95
Evansville, IN	Ozone	Maintenance	100	0.00	-2.69	-60.94	-63.77	-64.30	-64.89	-65.39	-65.79	-66.98	-68.55
Evansville, IN	PM _{2.5}	Nonattainment	100	0.00	-3.53	-61.49	-64.94	-65.71	-66.47	-67.05	-67.50	-68.94	-71.45
Fairbanks, AK	CO	Maintenance	100	0.00	-0.24	-1.42	-1.62	-1.68	-1.74	-1.76	-1.78	-1.87	-2.11
Fayetteville, NC	Ozone	Former Subpart 1	50	0.00	-1.53	-22.67	-24.12	-24.46	-24.80	-25.03	-25.21	-25.81	-26.99
Flathead County; Whitefish and vicinity, MT	PM ₁₀	Moderate	100	0.00	-0.38	-0.83	-1.12	-1.22	-1.30	-1.34	-1.37	-1.48	-1.89
Flint, MI	Ozone	Maintenance	100	0.00	-4.94	-60.85	-65.34	-66.50	-67.58	-68.28	-68.81	-70.65	-74.77
Follansbee, WV	PM ₁₀	Maintenance	100	0.00	-0.40	-0.32	-0.62	-0.73	-0.82	-0.85	-0.88	-1.00	-1.45
Fort Collins, CO	CO	Maintenance	100	0.00	-0.78	-11.72	-12.46	-12.63	-12.80	-12.92	-13.02	-13.32	-13.93
Fort Hall Reservation, ID	PM ₁₀	Moderate	100	0.00	-0.24	-0.21	-0.39	-0.45	-0.51	-0.53	-0.54	-0.61	-0.88
Fort Wayne, IN	Ozone	Maintenance	100	0.00	-3.35	-36.75	-39.75	-40.55	-41.28	-41.74	-42.09	-43.30	-46.22
Franklin County, PA	Ozone	Maintenance	100	0.00	-2.15	-18.20	-20.04	-20.58	-21.05	-21.31	-21.52	-22.26	-24.26
Franklin Township (Coshocton County), OH	SO _x	Maintenance	100	0.00	-0.44	-0.36	-0.70	-0.82	-0.92	-0.96	-0.98	-1.11	-1.61
Frederick County, VA	Ozone	Former Subpart 1	50	0.00	-1.81	-12.33	-13.84	-14.30	-14.70	-14.91	-15.07	-15.67	-17.43
Fredericksburg, VA	Ozone	Maintenance	100	0.00	-2.45	-23.09	-25.23	-25.83	-26.36	-26.68	-26.92	-27.78	-30.01
Freehold, NJ	CO	Maintenance	100	0.00	-0.51	-0.80	-1.19	-1.33	-1.44	-1.49	-1.52	-1.68	-2.24
Fresno, CA	CO	Maintenance	100	0.00	-1.51	-37.21	-38.83	-39.12	-39.44	-39.74	-39.97	-40.66	-41.46
Grand Rapids, MI	Ozone	Maintenance	100	0.00	-3.69	-95.05	-99.08	-99.77	-100.56	-101.31	-101.89	-103.60	-105.46
Granite City, Nameoki Townships, IL	PM ₁₀	Maintenance	100	0.00	-1.04	-4.56	-5.40	-5.67	-5.90	-6.01	-6.09	-6.43	-7.50
Grant County, NM	SO _x	Maintenance	100	0.00	-0.27	-0.39	-0.60	-0.68	-0.74	-0.76	-0.78	-0.86	-1.17
Grants Pass, OR	CO	Maintenance	100	0.00	-0.30	-2.61	-2.87	-2.95	-3.01	-3.05	-3.08	-3.18	-3.46
Grants Pass, OR	PM ₁₀	Maintenance	100	0.00	-0.30	-2.61	-2.87	-2.95	-3.01	-3.05	-3.08	-3.18	-3.46
Great Falls, MT	CO	Maintenance	100	0.00	-0.33	-1.75	-2.02	-2.11	-2.18	-2.22	-2.24	-2.35	-2.68
Greater Connecticut, CT	Ozone	Moderate	50	0.00	-8.09	-67.39	-74.32	-76.33	-78.11	-79.11	-79.87	-82.65	-90.22
Greeley, CO	CO	Maintenance	100	0.00	-1.18	-9.99	-11.00	-11.30	-11.55	-11.70	-11.81	-12.22	-13.32
Green Bay, WI	SO _x	Maintenance	100	0.00	-0.56	-10.32	-10.87	-10.99	-11.11	-11.21	-11.28	-11.51	-11.89
Greene County, IN	Ozone	Maintenance	100	0.00	-1.79	-5.79	-7.20	-7.68	-8.07	-8.25	-8.39	-8.94	-10.84
Greene County, PA	Ozone	Maintenance	100	0.00	-1.47	-4.00	-5.15	-5.54	-5.87	-6.01	-6.12	-6.57	-8.14
Greensboro-Winston Salem-High Point, NC	Ozone	Marginal	50	0.00	-6.64	-192.64	-200.19	-201.34	-202.77	-204.21	-205.35	-208.57	-211.38
Greensboro-Winston salem-High Point, NC	PM _{2.5}	Nonattainment	100	0.00	-4.78	-191.43	-197.58	-198.21	-199.23	-200.50	-201.52	-204.20	-204.91
Greenville-Spartanburg-Anderson, SC	Ozone	Former Subpart 1	50	0.00	-7.10	-87.32	-93.79	-95.45	-97.00	-98.00	-98.77	-101.41	-107.34
Groveland Township (Tazewell County), IL	SO _x	Maintenance	100	0.00	-0.18	-2.31	-2.48	-2.52	-2.56	-2.59	-2.61	-2.67	-2.82

Table D1-32 Emission Changes <u>a/</u> by Nonattainment Area with Alternative Standards for HD Vehicles Volatile Organic Compound (VOC) 2030													
Nonattainment Area	Pollutant	Status <u>c/</u>	General Conformity Threshold <u>d/</u>	Emissions Changes for Proposed Alternatives (tons/year)									
				Alt. 1	Alt. 2	Alt. 3	Alt. 4	Alt. 6A	Alt. 5	Alt. 6 <u>b/</u>	Alt. 7	Alt. 6B	Alt. 8
				No Action	Engine Only	Class 8 Tractors	Engines & Classes 7-8 Tractors	15% below Preferred Alternative Stringency	Engines, Classes 7-8 Tractors, & Classes 2b-3	Engines, Tractors, & Classes 2b-8	Engines, Tractors, & Trucks, & Trailers	20% above Preferred Alternative Stringency	Accelerated Hybrid Adoption
Hancock-Knox-Lincoln-Waldo Counties, ME	Ozone	Maintenance	100	0.00	-0.62	-9.89	-10.49	-10.63	-10.76	-10.86	-10.94	-11.18	-11.65
Harrisburg-Lebanon-Carlisle, PA	Ozone	Maintenance	100	0.00	-5.42	-181.31	-187.80	-188.65	-189.81	-191.10	-192.11	-194.91	-196.61
Harrisburg-Lebanon-Carlisle, PA	PM _{2.5}	Nonattainment	100	0.00	-5.41	-181.30	-187.78	-188.63	-189.79	-191.07	-192.09	-194.88	-196.57
Hartford-New Britain-Middletown, CT	CO	Maintenance	100	0.00	-4.21	-45.60	-49.35	-50.36	-51.28	-51.85	-52.28	-53.81	-57.49
Hayden (Pinal County), AZ	SO _x	Nonattainment	100	0.00	-0.53	-1.07	-1.48	-1.63	-1.74	-1.79	-1.83	-1.99	-2.57
Hayden/Miami, AZ	PM ₁₀	Moderate	100	0.00	-0.55	-2.90	-3.35	-3.49	-3.61	-3.67	-3.72	-3.90	-4.46
Haywood and Swain Counties (Great Smoky Mountain NP), NC	Ozone	Maintenance	100	0.00	-1.25	-1.30	-2.25	-2.59	-2.86	-2.98	-3.06	-3.43	-4.82
Hazelwood, PA	SO _x	Maintenance	100	0.00	-1.82	-3.15	-4.55	-5.05	-5.45	-5.62	-5.74	-6.29	-8.28
Hickory, NC	PM _{2.5}	Nonattainment	100	0.00	-1.00	-13.35	-14.28	-14.51	-14.73	-14.88	-14.99	-15.37	-16.18
Hickory-Morgantown-Lenoir, NC	Ozone	Former Subpart 1	50	0.00	-1.19	-23.42	-24.62	-24.86	-25.12	-25.33	-25.49	-25.99	-26.77
Hollis Township, IL	SO _x	Maintenance	100	0.00	-0.28	-0.41	-0.62	-0.70	-0.76	-0.79	-0.81	-0.89	-1.20
Houston-Galveston-Brazoria, TX	Ozone	Severe	25	0.00	-50.89	-353.41	-396.07	-408.96	-420.15	-426.10	-430.60	-447.66	-496.97
Humphreys County, TN	SO _x	Maintenance	100	0.00	-0.32	-0.98	-1.23	-1.31	-1.38	-1.41	-1.44	-1.53	-1.87
Huntington-Ashland, WV-KY-OH	PM _{2.5}	Nonattainment	100	0.00	-7.30	-31.17	-37.03	-38.95	-40.56	-41.32	-41.89	-44.21	-51.76
Huntington-Ashland, WV-KY	Ozone	Maintenance	100	0.00	-6.19	-17.68	-22.53	-24.19	-25.56	-26.16	-26.62	-28.52	-35.15
Huron County, MI	Ozone	Maintenance	100	0.00	-0.32	-3.34	-3.62	-3.70	-3.77	-3.81	-3.84	-3.96	-4.24
Imperial County, CA	Ozone	Moderate	50	0.00	-4.35	-19.63	-23.14	-24.28	-25.24	-25.70	-26.05	-27.43	-31.92
Imperial Valley, CA	PM ₁₀	Serious	70	0.00	-3.86	-18.95	-22.08	-23.09	-23.94	-24.35	-24.67	-25.91	-29.84
Indian Wells, CA	PM ₁₀	Maintenance	100	0.00	-3.51	-4.43	-7.10	-8.06	-8.84	-9.16	-9.39	-10.44	-14.33
Indianapolis, IN	CO	Maintenance	100	0.00	-6.02	-333.40	-342.39	-342.86	-344.12	-346.14	-347.77	-351.77	-350.40
Indianapolis, IN	Ozone	Maintenance	100	0.00	-10.47	-336.28	-348.63	-350.32	-352.57	-354.98	-356.90	-362.20	-365.84
Indianapolis, IN	PM _{2.5}	Nonattainment	100	0.00	-8.80	-335.20	-346.29	-347.52	-349.39	-351.67	-353.47	-358.29	-360.04
Jackson County, IN	Ozone	Maintenance	100	0.00	-1.81	-10.96	-12.46	-12.92	-13.32	-13.53	-13.68	-14.28	-16.07
Jamestown, NY	Ozone	Former Subpart 1	50	0.00	-1.93	-15.12	-16.77	-17.25	-17.67	-17.91	-18.08	-18.74	-20.57
Jefferson County, NY	Ozone	Moderate	50	0.00	-0.58	-9.37	-9.93	-10.06	-10.18	-10.27	-10.35	-10.58	-11.00
Jefferson County, OH	PM ₁₀	Maintenance	100	0.00	-0.41	-0.90	-1.21	-1.33	-1.42	-1.45	-1.48	-1.61	-2.05
Johnson City-Kingsport-Bristol, TN	Ozone	Former Subpart 1	50	0.00	-3.41	-20.84	-23.66	-24.53	-25.29	-25.67	-25.96	-27.09	-30.47
Johnstown, PA	Ozone	Maintenance	100	0.00	-2.09	-13.77	-15.51	-16.04	-16.50	-16.74	-16.92	-17.62	-19.66
Johnstown, PA	PM _{2.5}	Nonattainment	100	0.00	-2.09	-13.77	-15.51	-16.04	-16.50	-16.74	-16.92	-17.62	-19.66
Juneau, AK	PM ₁₀	Moderate	100	0.00	-0.17	-0.65	-0.78	-0.83	-0.87	-0.88	-0.90	-0.95	-1.13
Kalamazoo-Battle Creek, MI	Ozone	Maintenance	100	0.00	-3.95	-58.67	-62.41	-63.29	-64.15	-64.76	-65.22	-66.76	-69.81
Kalispell, MT	PM ₁₀	Moderate	100	0.00	-0.40	-2.63	-2.97	-3.07	-3.16	-3.20	-3.24	-3.37	-3.76
Kent and Queen Annes Counties, MD	Ozone	Maintenance	100	0.00	-1.87	-7.33	-8.82	-9.32	-9.73	-9.92	-10.06	-10.65	-12.60
Kent, WA	PM ₁₀	Maintenance	100	0.00	-3.36	-4.12	-6.68	-7.60	-8.34	-8.64	-8.87	-9.86	-13.59
Kern County (Eastern Kern), CA	Ozone	Former Subpart 1	50	0.00	-12.54	-13.49	-23.00	-26.45	-29.22	-30.35	-31.19	-34.89	-48.86
Kewaunee County, WI	Ozone	Maintenance	100	0.00	-0.58	-2.99	-3.46	-3.61	-3.74	-3.80	-3.85	-4.04	-4.63
King County, WA	PM ₁₀	Maintenance	100	0.00	-3.34	-2.95	-5.48	-6.40	-7.14	-7.43	-7.65	-8.64	-12.37
Klamath Falls, OR	CO	Maintenance	100	0.00	-0.40	-6.98	-7.37	-7.46	-7.55	-7.61	-7.66	-7.83	-8.12
Klamath Falls, OR	PM ₁₀	Maintenance	100	0.00	-0.40	-6.98	-7.37	-7.46	-7.55	-7.61	-7.66	-7.83	-8.12
Knoxville, TN	Ozone	Former Subpart 1	50	0.00	-8.97	-226.90	-236.65	-238.33	-240.26	-242.06	-243.47	-247.60	-252.23
Knoxville, TN	PM _{2.5}	Nonattainment	100	0.00	-8.23	-226.42	-235.61	-237.09	-238.86	-240.59	-241.95	-245.86	-249.66
La Porte County, IN	SO _x	Maintenance	100	0.00	-1.27	-5.78	-6.81	-7.14	-7.42	-7.56	-7.66	-8.07	-9.38
LaGrande, OR	PM ₁₀	Maintenance	100	0.00	-0.18	-1.11	-1.26	-1.31	-1.35	-1.37	-1.39	-1.45	-1.62

Table D1-32 Emission Changes <u>a/</u> by Nonattainment Area with Alternative Standards for HD Vehicles Volatile Organic Compound (VOC) 2030													
Nonattainment Area	Pollutant	Status <u>c/</u>	General Conformity Threshold <u>d/</u>	Emissions Changes for Proposed Alternatives (tons/year)									
				Alt. 1	Alt. 2	Alt. 3	Alt. 4	Alt. 6A	Alt. 5	Alt. 6 <u>b/</u>	Alt. 7	Alt. 6B	Alt. 8
				No Action	Engine Only	Class 8 Tractors	Engines & Classes 7-8 Tractors	15% below Preferred Alternative Stringency	Engines, Classes 7-8 Tractors, & Classes 2b-3	Engines, Tractors, & Classes 2b-8	Engines, Tractors, & Truck, & Trailers	20% above Preferred Alternative Stringency	Accelerated Hybrid Adoption
Lake County, IN	SO _x	Maintenance	100	0.00	-4.70	-27.09	-30.95	-32.17	-33.20	-33.73	-34.12	-35.66	-40.36
Lake County, OH	SO _x	Maintenance	100	0.00	-0.18	-3.28	-3.46	-3.50	-3.53	-3.56	-3.59	-3.66	-3.78
Lake County, OR	PM ₁₀	Maintenance	100	0.00	-0.08	-0.47	-0.54	-0.55	-0.57	-0.58	-0.59	-0.61	-0.69
Lake Tahoe North Shore, CA	CO	Maintenance	100	0.00	-0.95	-1.79	-2.52	-2.78	-2.99	-3.08	-3.14	-3.43	-4.47
Lake Tahoe South Shore, CA	CO	Maintenance	100	0.00	-0.48	-3.25	-3.64	-3.77	-3.87	-3.93	-3.97	-4.13	-4.59
Lake Tahoe, NV	CO	Maintenance	100	0.00	-0.94	-1.38	-2.10	-2.36	-2.57	-2.66	-2.72	-3.00	-4.04
Lamar, CO	PM ₁₀	Maintenance	100	0.00	-0.15	-0.77	-0.89	-0.93	-0.96	-0.98	-0.99	-1.04	-1.19
Lame Deer, MT	PM ₁₀	Moderate	100	0.00	-0.07	-0.21	-0.27	-0.29	-0.30	-0.31	-0.31	-0.34	-0.41
Lancaster, PA	Ozone	Maintenance	100	0.00	-3.68	-73.65	-77.39	-78.15	-78.95	-79.60	-80.11	-81.67	-84.05
Lancaster, PA	PM _{2.5}	Nonattainment	100	0.00	-3.68	-73.65	-77.39	-78.15	-78.95	-79.60	-80.11	-81.67	-84.05
Lane County, OR	PM ₁₀	Moderate	100	0.00	-1.00	-0.74	-1.50	-1.77	-1.99	-2.08	-2.15	-2.44	-3.57
Lansing-East Lansing, MI	Ozone	Maintenance	100	0.00	-2.80	-55.25	-58.08	-58.66	-59.27	-59.76	-60.14	-61.32	-63.15
LaPorte, IN	Ozone	Maintenance	100	0.00	-1.90	-15.08	-16.70	-17.18	-17.59	-17.83	-18.00	-18.65	-20.45
Las Vegas, NV	CO	Serious	100	0.00	-1.87	-32.91	-34.75	-35.15	-35.56	-35.87	-36.11	-36.88	-38.20
Las Vegas, NV	Ozone	Former Subpart 1	50	0.00	-3.75	-34.12	-37.37	-38.29	-39.11	-39.59	-39.95	-41.26	-44.69
Lauderdale County, AL	SO _x	Maintenance	100	0.00	-1.28	-7.57	-8.63	-8.96	-9.24	-9.38	-9.49	-9.91	-11.19
Laurel Area (Yellowstone County), MT	SO _x	Nonattainment	100	0.00	-0.42	-0.41	-0.73	-0.85	-0.94	-0.98	-1.01	-1.13	-1.60
Libby, MT	PM ₁₀	Moderate	100	0.00	-0.06	-0.88	-0.93	-0.95	-0.96	-0.97	-0.97	-0.99	-1.04
Libby, MT	PM _{2.5}	Nonattainment	100	0.00	-0.06	-0.88	-0.93	-0.95	-0.96	-0.97	-0.97	-0.99	-1.04
Liberty-Clairton, PA	PM _{2.5}	Nonattainment	100	0.00	-1.80	-1.83	-3.19	-3.69	-4.09	-4.25	-4.37	-4.90	-6.91
Lima, OH	Ozone	Maintenance	100	0.00	-2.46	-12.77	-14.77	-15.40	-15.94	-16.21	-16.41	-17.21	-19.69
Longmont, CO	CO	Maintenance	100	0.00	-1.91	-6.82	-8.34	-8.85	-9.27	-9.46	-9.61	-10.20	-12.22
Lorain County, OH	SO _x	Maintenance	100	0.00	-0.33	-3.99	-4.29	-4.37	-4.44	-4.49	-4.52	-4.64	-4.92
Los Angeles South Coast Air Basin, CA	CO	Maintenance	100	0.00	-62.22	-3069.43	-3157.28	-3163.48	-3176.56	-3195.80	-3211.21	-3249.99	-3245.11
Los Angeles South Coast Air Basin, CA	NO _x	Maintenance	100	0.00	-62.22	-3069.43	-3157.28	-3163.48	-3176.56	-3195.80	-3211.21	-3249.99	-3245.11
Los Angeles South Coast Air Basin, CA	Ozone	Extreme	10	0.00	-62.22	-3069.43	-3157.28	-3163.48	-3176.56	-3195.80	-3211.21	-3249.99	-3245.11
Los Angeles South Coast Air Basin, CA	PM ₁₀	Serious	70	0.00	-62.22	-3069.43	-3157.28	-3163.48	-3176.56	-3195.80	-3211.21	-3249.99	-3245.11
Los Angeles South Coast Air Basin, CA	PM _{2.5}	Nonattainment	100	0.00	-62.22	-3069.43	-3157.28	-3163.48	-3176.56	-3195.80	-3211.21	-3249.99	-3245.11
Los Angeles-San Bernardino Counties (western Mohave), CA	Ozone	Moderate	50	0.00	-13.03	-37.77	-47.98	-51.47	-54.35	-55.63	-56.59	-60.60	-74.53
Louisville, KY-IN	Ozone	Maintenance	100	0.00	-5.89	-236.53	-244.12	-244.90	-246.15	-247.73	-248.98	-252.29	-253.17
Louisville, KY-IN	PM _{2.5}	Nonattainment	100	0.00	-5.71	-236.41	-243.86	-244.59	-245.81	-247.37	-248.61	-251.86	-252.53
Lowell, MA	CO	Maintenance	100	0.00	-1.05	-7.52	-8.40	-8.66	-8.89	-9.01	-9.11	-9.46	-10.47
Lucas County, OH	SO _x	Maintenance	100	0.00	-1.40	-24.02	-25.39	-25.70	-26.00	-26.23	-26.41	-26.98	-27.98
Lyons Township, IL	PM ₁₀	Maintenance	100	0.00	-4.01	-8.57	-11.67	-12.76	-13.64	-14.02	-14.31	-15.52	-19.88
Macon, GA	Ozone	Maintenance	100	0.00	-2.07	-23.13	-24.99	-25.48	-25.93	-26.21	-26.43	-27.18	-28.97
Macon, GA	PM _{2.5}	Nonattainment	100	0.00	-2.07	-23.13	-24.99	-25.48	-25.93	-26.21	-26.43	-27.18	-28.97
Madison and Page Counties (Shenandoah NP), VA	Ozone	Maintenance	100	0.00	-0.48	-0.51	-0.87	-1.00	-1.10	-1.15	-1.18	-1.32	-1.85
Madison, WI	SO _x	Maintenance	100	0.00	-0.94	-23.87	-24.89	-25.07	-25.27	-25.46	-25.61	-26.04	-26.53
Mammoth Lake, CA	PM ₁₀	Moderate	100	0.00	-0.25	-0.96	-1.16	-1.22	-1.27	-1.30	-1.32	-1.40	-1.65
Manchester, NH	CO	Maintenance	100	0.00	-0.50	-5.43	-5.88	-6.00	-6.11	-6.18	-6.23	-6.41	-6.85
Manitowoc County, WI	Ozone	Former Subpart 1	50	0.00	-0.90	-14.10	-14.96	-15.16	-15.36	-15.50	-15.60	-15.96	-16.63
Marion County, IN	SO _x	Maintenance	100	0.00	-2.46	-24.53	-26.69	-27.29	-27.83	-28.15	-28.39	-29.27	-31.46
Mariposa and Tuolumne Counties (Southern Mountain), CA	Ozone	Former Subpart 1	50	0.00	-1.58	-6.16	-7.42	-7.83	-8.18	-8.34	-8.47	-8.96	-10.60

Table D1-32 Emission Changes <u>a/</u> by Nonattainment Area with Alternative Standards for HD Vehicles Volatile Organic Compound (VOC) 2030													
Nonattainment Area	Pollutant	Status <u>c/</u>	General Conformity Threshold <u>d/</u>	Emissions Changes for Proposed Alternatives (tons/year)									
				Alt. 1	Alt. 2	Alt. 3	Alt. 4	Alt. 6A	Alt. 5	Alt. 6 <u>b/</u>	Alt. 7	Alt. 6B	Alt. 8
				No Action	Engine Only	Class 8 Tractors	Engines & Classes 7-8 Tractors	15% below Preferred Alternative Stringency	Engines, Classes 7-8 Tractors, & Classes 2b-3	Engines, Tractors, & Classes 2b-8	Engines, Tractors, & Trucks, & Trailers	20% above Preferred Alternative Stringency	Accelerated Hybrid Adoption
Martinsburg, WV-Hagerstown, MD	PM _{2.5}	Nonattainment	100	0.00	-2.96	-27.59	-30.17	-30.89	-31.54	-31.92	-32.21	-33.25	-35.95
Mason County, MI	Ozone	Maintenance	100	0.00	-0.56	-3.34	-3.80	-3.94	-4.06	-4.13	-4.17	-4.36	-4.91
Medford, OR	CO	Maintenance	100	0.00	-0.21	-5.74	-5.97	-6.01	-6.05	-6.10	-6.13	-6.23	-6.33
Medford-Ashland, OR	PM ₁₀	Maintenance	100	0.00	-0.31	-13.59	-14.00	-14.04	-14.10	-14.19	-14.26	-14.44	-14.46
Memphis, TN-AR	Ozone	Maintenance	100	0.00	-5.73	-87.66	-93.11	-94.39	-95.64	-96.52	-97.21	-99.46	-103.83
Memphis, TN	CO	Maintenance	100	0.00	-4.90	-79.96	-84.69	-85.76	-86.83	-87.61	-88.21	-90.17	-93.78
Miami (Gila County), AZ	SO _x	Maintenance	100	0.00	-0.54	-2.13	-2.57	-2.71	-2.83	-2.89	-2.93	-3.10	-3.67
Millinocket AQCR 109, ME	SO _x	Maintenance	100	0.00	-0.33	-0.69	-0.95	-1.03	-1.11	-1.14	-1.16	-1.26	-1.61
Milwaukee, WI	SO _x	Maintenance	100	0.00	-2.20	-37.48	-39.62	-40.10	-40.57	-40.93	-41.21	-42.10	-43.68
Milwaukee-Racine, WI	Ozone	Moderate	50	0.00	-5.09	-149.68	-155.49	-156.37	-157.46	-158.58	-159.46	-161.94	-164.04
Minneapolis-St Paul, MN	CO	Maintenance	100	0.00	-17.36	-497.57	-517.23	-520.26	-523.99	-527.73	-530.68	-539.06	-546.57
Minneapolis-St Paul, MN	SO _x	Maintenance	100	0.00	-12.93	-494.70	-511.02	-512.83	-515.58	-518.93	-521.59	-528.68	-531.20
Missoula, MT	CO	Maintenance	100	0.00	-0.80	-10.38	-11.12	-11.30	-11.48	-11.60	-11.68	-11.99	-12.64
Missoula, MT	PM ₁₀	Moderate	100	0.00	-0.80	-10.38	-11.12	-11.30	-11.48	-11.60	-11.68	-11.99	-12.64
Modesto, CA	CO	Maintenance	100	0.00	-1.11	-21.10	-22.21	-22.45	-22.69	-22.88	-23.03	-23.49	-24.24
Mohave County, AZ	PM ₁₀	Maintenance	100	0.00	-2.04	-10.56	-12.22	-12.75	-13.19	-13.42	-13.58	-14.24	-16.30
Mono Basin, CA	PM ₁₀	Moderate	100	0.00	-0.31	-0.32	-0.56	-0.64	-0.71	-0.74	-0.76	-0.85	-1.20
Morenci (Greenlee County), AZ	SO _x	Maintenance	100	0.00	-0.07	-0.25	-0.30	-0.32	-0.34	-0.35	-0.35	-0.38	-0.45
Morristown, NJ	CO	Maintenance	100	0.00	-0.47	-1.37	-1.74	-1.87	-1.97	-2.02	-2.05	-2.20	-2.70
Muhlenberg County, KY	SO _x	Maintenance	100	0.00	-1.36	-3.36	-4.42	-4.79	-5.09	-5.22	-5.32	-5.73	-7.21
Muncie, IN	Ozone	Maintenance	100	0.00	-2.33	-12.82	-14.72	-15.33	-15.84	-16.10	-16.29	-17.05	-19.39
Murray County (Chattahoochee NF), GA	Ozone	Maintenance	100	0.00	-0.50	-0.73	-1.11	-1.25	-1.36	-1.41	-1.44	-1.59	-2.14
Muscatine County, IA	SO _x	Maintenance	100	0.00	-0.34	-2.01	-2.29	-2.38	-2.45	-2.49	-2.52	-2.63	-2.96
Muskegon, MI	Ozone	Maintenance	100	0.00	-1.21	-15.34	-16.45	-16.73	-16.99	-17.17	-17.30	-17.75	-18.76
Nashua, NH	CO	Maintenance	100	0.00	-1.13	-4.81	-5.72	-6.01	-6.26	-6.38	-6.47	-6.82	-7.99
Nashville, TN	Ozone	Former Subpart 1	50	0.00	-6.88	-188.46	-196.13	-197.37	-198.85	-200.29	-201.43	-204.69	-207.88
Nevada County (western part), CA	Ozone	Former Subpart 1	50	0.00	-0.69	-6.21	-6.81	-6.98	-7.13	-7.22	-7.29	-7.53	-8.16
New Haven County, CT	PM ₁₀	Maintenance	100	0.00	-1.84	-7.34	-8.81	-9.29	-9.70	-9.89	-10.03	-10.61	-12.53
New Haven-Meriden-Waterbury, CT	CO	Maintenance	100	0.00	-4.18	-35.39	-38.97	-40.01	-40.93	-41.44	-41.84	-43.28	-47.17
New Manchester-Grant Magisterial District (Hancock County), WV	SO _x	Maintenance	100	0.00	-0.95	-0.95	-1.67	-1.93	-2.14	-2.23	-2.29	-2.57	-3.63
New York County, NY	PM ₁₀	Moderate	100	0.00	-5.63	-16.52	-20.94	-22.44	-23.69	-24.24	-24.66	-26.39	-32.40
New York-N. New Jersey-Long Island, NY-NJ-CT	CO	Maintenance	100	0.00	-31.74	-809.52	-844.10	-850.00	-856.85	-863.23	-868.25	-882.90	-899.10
New York-N. New Jersey-Long Island, NY-NJ-CT	PM _{2.5}	Nonattainment	100	0.00	-36.37	-812.51	-850.58	-857.77	-865.64	-872.43	-877.75	-893.75	-915.16
New York-northern New Jersey-Long Island, NY-NJ-CT	Ozone	Moderate	50	0.00	-33.07	-548.78	-580.82	-588.04	-595.24	-600.55	-604.68	-617.93	-642.09
Nogales, AZ	PM ₁₀	Moderate	100	0.00	-0.14	-3.51	-3.66	-3.69	-3.72	-3.74	-3.77	-3.83	-3.90
Norfolk-Virginia Beach-Newport News, VA	Ozone	Maintenance	100	0.00	-4.50	-51.67	-55.72	-56.79	-57.77	-58.39	-58.87	-60.51	-64.38
Ogden, UT	CO	Maintenance	100	0.00	-0.23	-5.81	-6.06	-6.10	-6.15	-6.20	-6.23	-6.34	-6.46
Ogden, UT	PM ₁₀	Moderate	100	0.00	-0.23	-5.81	-6.06	-6.10	-6.15	-6.20	-6.23	-6.34	-6.46
Oglesby, IL	PM ₁₀	Maintenance	100	0.00	-0.17	-0.33	-0.46	-0.51	-0.54	-0.56	-0.57	-0.62	-0.81
Olmsted County, MN	PM ₁₀	Maintenance	100	0.00	-0.29	-1.92	-2.17	-2.24	-2.31	-2.34	-2.37	-2.46	-2.75
Olympia, Tumwater, Lacey, WA	PM ₁₀	Maintenance	100	0.00	-0.47	-8.65	-9.11	-9.21	-9.31	-9.39	-9.45	-9.64	-9.96
Owens Valley, CA	PM ₁₀	Serious	70	0.00	-1.72	-1.36	-2.66	-3.13	-3.51	-3.66	-3.78	-4.28	-6.20
Pagosa Springs, CO	PM ₁₀	Maintenance	100	0.00	-0.04	-0.04	-0.07	-0.08	-0.09	-0.09	-0.09	-0.11	-0.15

Table D1-32 Emission Changes <u>a/</u> by Nonattainment Area with Alternative Standards for HD Vehicles Volatile Organic Compound (VOC) 2030													
Nonattainment Area	Pollutant	Status <u>c/</u>	General Conformity Threshold <u>d/</u>	Emissions Changes for Proposed Alternatives (tons/year)									
				Alt. 1	Alt. 2	Alt. 3	Alt. 4	Alt. 6A	Alt. 5	Alt. 6 <u>b/</u>	Alt. 7	Alt. 6B	Alt. 8
				No Action	Engine Only	Class 8 Tractors	Engines & Classes 7-8 Tractors	15% below Preferred Alternative Stringency	Engines, Classes 7-8 Tractors, & Classes 2b-3	Engines, Tractors, & Classes 2b-8	Engines, Tractors, & Trucks, & Trailers	20% above Preferred Alternative Stringency	Accelerated Hybrid Adoption
Parkersburg-Marietta, WV-OH	Ozone	Maintenance	100	0.00	-1.66	-32.49	-34.17	-34.51	-34.87	-35.16	-35.38	-36.08	-37.17
Parkersburg-Marietta, WV-OH	PM _{2.5}	Nonattainment	100	0.00	-1.66	-32.49	-34.17	-34.51	-34.87	-35.16	-35.38	-36.08	-37.17
Payson, AZ	PM ₁₀	Maintenance	100	0.00	-0.16	-1.27	-1.41	-1.45	-1.48	-1.50	-1.51	-1.57	-1.72
Penns Grove, NJ	CO	Maintenance	100	0.00	-0.10	-0.10	-0.18	-0.21	-0.23	-0.24	-0.25	-0.28	-0.39
Peoria, IL	SO _x	Maintenance	100	0.00	-0.43	-9.89	-10.35	-10.43	-10.52	-10.61	-10.67	-10.86	-11.11
Perth Amboy, NJ	CO	Maintenance	100	0.00	-1.36	-4.79	-5.86	-6.23	-6.53	-6.66	-6.77	-7.19	-8.63
Philadelphia-Camden County, PA-NJ	CO	Maintenance	100	0.00	-3.17	-28.75	-31.50	-32.28	-32.97	-33.37	-33.68	-34.79	-37.69
Phildelphia-Wilmington, PA-NY-DE	PM _{2.5}	Nonattainment	100	0.00	-19.76	-281.21	-299.72	-304.21	-308.52	-311.48	-313.77	-321.37	-336.96
Phildelphia-Wilmington-Atlantic City, PA-NY-MD-DE	Ozone	Moderate	50	0.00	-24.27	-379.03	-402.23	-407.61	-412.90	-416.69	-419.63	-429.20	-447.52
Phoenix, AZ	CO	Maintenance	100	0.00	-11.43	-617.57	-634.44	-635.38	-637.77	-641.55	-644.58	-652.07	-649.84
Phoenix, AZ	PM ₁₀	Serious	70	0.00	-11.43	-617.57	-634.44	-635.38	-637.77	-641.55	-644.58	-652.07	-649.84
Phoenix-Mesa, AZ	Ozone	Former Subpart 1	50	0.00	-7.79	-316.24	-326.32	-327.35	-329.00	-331.10	-332.77	-337.17	-338.24
Pierce County, WA	PM ₁₀	Maintenance	100	0.00	-1.20	-1.57	-2.48	-2.81	-3.07	-3.18	-3.26	-3.62	-4.94
Pinehurst, ID	PM ₁₀	Moderate	100	0.00	-0.07	-0.13	-0.19	-0.20	-0.22	-0.23	-0.23	-0.25	-0.33
Pittsburgh, PA	CO	Maintenance	100	0.00	-1.81	-2.37	-3.75	-4.24	-4.64	-4.81	-4.93	-5.47	-7.47
Pittsburgh-Beaver Valley, PA	Ozone	Former Subpart 1	50	0.00	-10.15	-256.78	-267.81	-269.71	-271.90	-273.93	-275.53	-280.20	-285.44
Pittsburgh-Beaver Valley, PA	PM _{2.5}	Nonattainment	100	0.00	-9.31	-256.24	-266.64	-268.30	-270.30	-272.26	-273.80	-278.23	-282.52
Polk County, TN	SO _x	Maintenance	100	0.00	-1.43	-2.70	-3.80	-4.19	-4.51	-4.64	-4.74	-5.17	-6.74
Polson, MT	PM ₁₀	Moderate	100	0.00	-0.06	-0.30	-0.36	-0.37	-0.39	-0.39	-0.40	-0.42	-0.49
Portland, ME	Ozone	Maintenance	100	0.00	-2.17	-56.10	-58.47	-58.87	-59.34	-59.78	-60.13	-61.14	-62.23
Portland, OR	CO	Maintenance	100	0.00	-2.82	-71.12	-74.18	-74.71	-75.31	-75.88	-76.32	-77.61	-79.07
Portneuf Valley, ID	PM ₁₀	Maintenance	100	0.00	-0.28	-3.38	-3.63	-3.70	-3.76	-3.80	-3.83	-3.93	-4.17
Poughkeepsie, NY	Ozone	Moderate	50	0.00	-5.62	-55.46	-60.39	-61.75	-62.98	-63.71	-64.27	-66.27	-71.30
Presque Isle, ME	PM ₁₀	Maintenance	100	0.00	-0.21	-0.92	-1.09	-1.14	-1.19	-1.21	-1.22	-1.29	-1.50
Providence (entire State), RI	Ozone	Moderate	50	0.00	-4.02	-26.55	-29.91	-30.93	-31.81	-32.28	-32.63	-33.97	-37.90
Provo, UT	CO	Maintenance	100	0.00	-0.67	-7.63	-8.23	-8.38	-8.53	-8.62	-8.69	-8.94	-9.51
Raleigh-Durham, NC	CO	Maintenance	100	0.00	-3.23	-104.52	-108.34	-108.86	-109.55	-110.30	-110.89	-112.53	-113.63
Raleigh-Durham-Chapel Hill, NC	Ozone	Maintenance	100	0.00	-5.57	-160.36	-166.68	-167.65	-168.85	-170.05	-171.00	-173.70	-176.09
Ramsey County, MN	PM ₁₀	Maintenance	100	0.00	-1.62	-1.21	-2.43	-2.88	-3.23	-3.38	-3.48	-3.96	-5.78
Reading, PA	Ozone	Maintenance	100	0.00	-4.47	-61.80	-65.97	-66.99	-67.96	-68.62	-69.13	-70.84	-74.41
Reading, PA	PM _{2.5}	Nonattainment	100	0.00	-4.47	-61.80	-65.97	-66.99	-67.96	-68.62	-69.13	-70.84	-74.41
Reno, NV	CO	Maintenance	100	0.00	-0.60	-11.39	-11.99	-12.12	-12.25	-12.35	-12.44	-12.69	-13.10
Rhineland (Oneida County), WI	SO _x	Maintenance	100	0.00	-0.16	-0.21	-0.33	-0.37	-0.41	-0.42	-0.43	-0.48	-0.65
Richmond-Petersburg, VA	Ozone	Maintenance	100	0.00	-3.03	-51.41	-54.35	-55.01	-55.67	-56.16	-56.54	-57.77	-59.95
Rillito, AZ	PM ₁₀	Moderate	100	0.00	-1.82	-3.86	-5.27	-5.76	-6.16	-6.33	-6.46	-7.01	-8.99
Riverside County (Coachella Valley), CA	Ozone	Severe	25	0.00	-5.44	-31.62	-36.10	-37.49	-38.69	-39.30	-39.76	-41.54	-46.95
Roanoke, VA	Ozone	Former Subpart 1	50	0.00	-1.55	-23.45	-24.92	-25.27	-25.61	-25.85	-26.03	-26.64	-27.83
Rochester (Olmsted County), MN	SO _x	Maintenance	100	0.00	-0.36	-7.10	-7.47	-7.54	-7.62	-7.68	-7.73	-7.88	-8.12
Rochester, NY	Ozone	Former Subpart 1	50	0.00	-3.91	-58.00	-61.69	-62.57	-63.42	-64.02	-64.48	-66.00	-69.03
Rocky Mount, NC	Ozone	Maintenance	100	0.00	-1.27	-17.42	-18.60	-18.89	-19.17	-19.36	-19.50	-19.99	-21.01
Rome, GA	PM _{2.5}	Nonattainment	100	0.00	-1.92	-8.44	-9.99	-10.49	-10.92	-11.12	-11.27	-11.88	-13.87
Ronan, MT	PM ₁₀	Moderate	100	0.00	-0.06	-0.14	-0.19	-0.21	-0.22	-0.23	-0.23	-0.25	-0.32
Rothschild, Rib Mountain, Weston (Marathon County), WI	SO _x	Maintenance	100	0.00	-0.54	-0.60	-1.01	-1.16	-1.28	-1.33	-1.37	-1.53	-2.14

Table D1-32 Emission Changes <u>a/</u> by Nonattainment Area with Alternative Standards for HD Vehicles Volatile Organic Compound (VOC) 2030													
Nonattainment Area	Pollutant	Status <u>c/</u>	General Conformity Threshold <u>d/</u>	Emissions Changes for Proposed Alternatives (tons/year)									
				Alt. 1	Alt. 2	Alt. 3	Alt. 4	Alt. 6A	Alt. 5	Alt. 6 <u>b/</u>	Alt. 7	Alt. 6B	Alt. 8
				No Action	Engine Only	Class 8 Tractors	Engines & Classes 7-8 Tractors	15% below Preferred Alternative Stringency	Engines, Classes 7-8 Tractors, & Classes 2b-3	Engines, Tractors, & Classes 2b-8	Engines, Tractors, & Trucks, & Trailers	20% above Preferred Alternative Stringency	Accelerated Hybrid Adoption
Sacramento County, CA	PM ₁₀	Moderate	100	0.00	-6.60	-88.09	-94.20	-95.72	-97.16	-98.13	-98.87	-101.37	-106.73
Sacramento Metro, CA	Ozone	Severe	25	0.00	-8.70	-153.59	-162.15	-164.02	-165.91	-167.35	-168.47	-172.02	-178.15
Sacramento, CA	CO	Maintenance	100	0.00	-3.52	-91.94	-95.81	-96.45	-97.21	-97.93	-98.49	-100.13	-101.88
Salem, OR	CO	Maintenance	100	0.00	-0.44	-8.71	-9.16	-9.25	-9.35	-9.43	-9.49	-9.67	-9.97
Salt Lake City, UT	CO	Maintenance	100	0.00	-1.73	-10.57	-12.00	-12.45	-12.83	-13.02	-13.17	-13.74	-15.45
Salt Lake County, UT	PM ₁₀	Moderate	100	0.00	-4.00	-94.01	-98.26	-99.03	-99.89	-100.66	-101.26	-103.06	-105.29
Salt Lake County, UT	SO _x	Nonattainment	100	0.00	-3.77	-93.86	-97.94	-98.65	-99.46	-100.21	-100.79	-102.52	-104.49
San Antonio, TX	Ozone	Former Subpart 1	50	0.00	-9.85	-128.94	-138.02	-140.30	-142.45	-143.87	-144.97	-148.69	-156.74
San Bernardino County, CA	PM ₁₀	Moderate	100	0.00	-15.02	-29.24	-40.81	-44.88	-48.20	-49.62	-50.66	-55.19	-71.59
San Diego, CA	CO	Maintenance	100	0.00	-10.57	-321.37	-333.59	-335.37	-337.63	-339.99	-341.86	-347.09	-351.20
San Diego, CA	Ozone	Former Subpart 1	50	0.00	-10.81	-321.53	-333.93	-335.78	-338.10	-340.48	-342.36	-347.66	-352.05
San Francisco Bay Area, CA	Ozone	Marginal	50	0.00	-24.09	-264.57	-286.08	-291.83	-297.10	-300.36	-302.86	-311.60	-332.53
San Francisco-Oakland-San Jose, CA	CO	Maintenance	100	0.00	-21.25	-313.84	-333.90	-338.69	-343.32	-346.56	-349.06	-357.32	-373.80
San Joaquin Valley, CA	Ozone	Extreme	10	0.00	-33.94	-898.04	-935.46	-941.65	-948.97	-955.94	-961.43	-977.31	-993.84
San Joaquin Valley, CA	PM ₁₀	Maintenance	100	0.00	-33.94	-898.04	-935.46	-941.65	-948.97	-955.94	-961.43	-977.31	-993.84
San Joaquin Valley, CA	PM _{2.5}	Nonattainment	100	0.00	-33.94	-898.04	-935.46	-941.65	-948.97	-955.94	-961.43	-977.31	-993.84
San Manuel (Pinal County), AZ	SO _x	Maintenance	100	0.00	-1.88	-3.81	-5.26	-5.77	-6.18	-6.36	-6.49	-7.06	-9.11
Sanders County (part);Thompson Falls and vicinity, MT	PM ₁₀	Moderate	100	0.00	-0.05	-0.08	-0.12	-0.13	-0.14	-0.15	-0.15	-0.16	-0.21
Scranton-Wilkes Barre, PA	Ozone	Maintenance	100	0.00	-3.36	-65.27	-68.66	-69.35	-70.08	-70.67	-71.12	-72.53	-74.75
Seattle-Tacoma, WA	CO	Maintenance	100	0.00	-8.41	-234.54	-243.98	-245.47	-247.28	-249.06	-250.46	-254.48	-258.28
Sheboygan, WI	Ozone	Moderate	50	0.00	-0.80	-14.01	-14.80	-14.97	-15.14	-15.27	-15.37	-15.70	-16.26
Sheridan, WY	PM ₁₀	Moderate	100	0.00	-0.29	-1.97	-2.21	-2.29	-2.35	-2.39	-2.41	-2.51	-2.79
Shoshone County, ID	PM ₁₀	Moderate	100	0.00	-0.07	-0.04	-0.10	-0.11	-0.13	-0.13	-0.14	-0.16	-0.23
Somerville, NJ	CO	Maintenance	100	0.00	-0.26	-0.75	-0.96	-1.03	-1.09	-1.11	-1.13	-1.21	-1.50
South Bend-Elkhart, IN	Ozone	Maintenance	100	0.00	-3.50	-39.76	-42.90	-43.73	-44.50	-44.98	-45.35	-46.63	-49.64
Southeast Chicago, IL	PM ₁₀	Maintenance	100	0.00	-4.35	-19.06	-22.55	-23.69	-24.65	-25.11	-25.45	-26.83	-31.32
Spokane County, WA	PM ₁₀	Maintenance	100	0.00	-1.10	-23.44	-24.57	-24.80	-25.04	-25.24	-25.39	-25.87	-26.55
Spokane, WA	CO	Maintenance	100	0.00	-1.10	-23.20	-24.33	-24.55	-24.79	-24.99	-25.14	-25.62	-26.30
Springfield (western MA), MA	Ozone	Moderate	50	0.00	-4.09	-72.37	-76.40	-77.27	-78.16	-78.84	-79.37	-81.04	-83.92
Springfield, MA	CO	Maintenance	100	0.00	-0.44	-10.40	-10.86	-10.95	-11.04	-11.13	-11.19	-11.39	-11.63
St Louis, MO	CO	Maintenance	100	0.00	-7.45	-90.64	-97.41	-99.15	-100.78	-101.83	-102.63	-105.39	-111.65
St Louis, MO-IL	Ozone	Moderate	50	0.00	-14.14	-294.21	-308.72	-311.59	-314.66	-317.20	-319.19	-325.26	-334.12
St. Louis, MO-IL	PM _{2.5}	Nonattainment	100	0.00	-14.10	-292.30	-306.75	-309.62	-312.67	-315.20	-317.18	-323.23	-332.09
State College, PA	Ozone	Maintenance	100	0.00	-0.87	-21.56	-22.50	-22.67	-22.85	-23.03	-23.16	-23.56	-24.02
Steamboat Springs, CO	PM ₁₀	Maintenance	100	0.00	-0.10	-1.53	-1.62	-1.65	-1.67	-1.68	-1.70	-1.74	-1.81
Steubenville & Mingo Junction, OH	SO _x	Maintenance	100	0.00	-0.52	-3.87	-4.31	-4.44	-4.55	-4.61	-4.66	-4.83	-5.33
Steubenville-Weirton, OH-WV	Ozone	Maintenance	100	0.00	-2.41	-15.35	-17.35	-17.96	-18.49	-18.77	-18.97	-19.77	-22.13
Steubenville-Weirton, OH-WV	PM _{2.5}	Nonattainment	100	0.00	-2.41	-15.35	-17.35	-17.96	-18.49	-18.77	-18.97	-19.77	-22.13
Stockton, CA	CO	Maintenance	100	0.00	-1.26	-28.53	-29.85	-30.10	-30.37	-30.61	-30.79	-31.35	-32.07
Sutter County (Sutter Buttes), CA	Ozone	Former Subpart 1	50	0.00	-0.05	-0.03	-0.08	-0.09	-0.10	-0.11	-0.11	-0.13	-0.19
Syracuse, NY	CO	Maintenance	100	0.00	-1.93	-24.23	-26.00	-26.45	-26.87	-27.15	-27.36	-28.08	-29.69
Telluride, CO	PM ₁₀	Maintenance	100	0.00	-0.03	-0.16	-0.18	-0.18	-0.19	-0.19	-0.20	-0.20	-0.23
Terre Haute, IN	Ozone	Maintenance	100	0.00	-1.36	-11.49	-12.66	-13.00	-13.29	-13.46	-13.59	-14.06	-15.32

Nonattainment Area	Pollutant	Status ^{c/}	General Conformity Threshold ^{d/}	Emissions Changes for Proposed Alternatives (tons/year)									
				Alt. 1	Alt. 2	Alt. 3	Alt. 4	Alt. 6A	Alt. 5	Alt. 6 ^{b/}	Alt. 7	Alt. 6B	Alt. 8
				No Action	Engine Only	Class 8 Tractors	Engines & Classes 7-8 Tractors	15% below Preferred Alternative Stringency	Engines, Classes 7-8 Tractors, & Classes 2b-3	Engines, Tractors, & Classes 2b-8	Engines, Tractors, & Trailers	20% above Preferred Alternative Stringency	Accelerated Hybrid Adoption
Tioga County, PA	Ozone	Maintenance	100	0.00	-1.13	-5.68	-6.59	-6.88	-7.13	-7.25	-7.35	-7.71	-8.85
Toledo, OH	Ozone	Maintenance	100	0.00	-5.98	-54.01	-59.20	-60.67	-61.98	-62.74	-63.31	-65.40	-70.89
Toms River, NJ	CO	Maintenance	100	0.00	-0.36	-2.51	-2.81	-2.90	-2.97	-3.02	-3.05	-3.17	-3.51
Tooele County, UT	SO _x	Nonattainment	100	0.00	-3.24	-9.84	-12.38	-13.24	-13.96	-14.28	-14.52	-15.52	-18.96
Trenton, NJ	CO	Maintenance	100	0.00	-0.61	-6.72	-7.27	-7.41	-7.54	-7.63	-7.69	-7.91	-8.44
Trona, CA	PM ₁₀	Moderate	100	0.00	-3.49	-2.40	-5.03	-5.99	-6.76	-7.07	-7.30	-8.32	-12.23
Tucson, AZ	CO	Maintenance	100	0.00	-2.46	-55.05	-57.63	-58.11	-58.65	-59.11	-59.47	-60.55	-61.99
Utah County, UT	PM ₁₀	Moderate	100	0.00	-2.65	-22.91	-25.19	-25.84	-26.42	-26.75	-27.01	-27.92	-30.38
Vancouver, WA	CO	Maintenance	100	0.00	-1.93	-25.61	-27.40	-27.84	-28.27	-28.55	-28.77	-29.50	-31.07
Ventura County, CA	Ozone	Serious	50	0.00	-11.58	-40.12	-49.28	-52.36	-54.91	-56.08	-56.95	-60.56	-72.77
Vermillion County, IN	PM ₁₀	Maintenance	100	0.00	-0.82	-1.39	-2.02	-2.24	-2.42	-2.50	-2.55	-2.80	-3.70
Vigo County, IN	SO _x	Maintenance	100	0.00	-1.36	-11.49	-12.66	-13.00	-13.29	-13.46	-13.59	-14.06	-15.32
Wallula, WA	PM ₁₀	Maintenance	100	0.00	-0.20	-0.13	-0.28	-0.34	-0.38	-0.40	-0.41	-0.47	-0.70
Waltham, MA	CO	Maintenance	100	0.00	-1.00	-3.98	-4.78	-5.04	-5.26	-5.37	-5.44	-5.76	-6.80
Warren County, NJ	SO _x	Maintenance	100	0.00	-0.90	-3.86	-4.57	-4.81	-5.01	-5.10	-5.17	-5.46	-6.38
Warren County, PA	SO _x	Nonattainment	100	0.00	-0.07	-1.16	-1.23	-1.24	-1.26	-1.27	-1.28	-1.30	-1.35
Washington County (Hagerstown), MD	Ozone	Former Subpart 1	50	0.00	-2.18	-12.95	-14.75	-15.31	-15.79	-16.03	-16.22	-16.93	-19.10
Washington, DC-MD-VA	CO	Maintenance	100	0.00	-8.44	-463.71	-476.28	-476.95	-478.71	-481.54	-483.80	-489.39	-487.56
Washington, DC-MD-VA	Ozone	Moderate	50	0.00	-12.58	-466.39	-482.07	-483.88	-486.56	-489.75	-492.28	-499.08	-501.90
Washington, DC-MD-VA	PM _{2.5}	Nonattainment	100	0.00	-12.58	-466.39	-482.07	-483.88	-486.56	-489.75	-492.28	-499.08	-501.90
Washoe County, NV	PM ₁₀	Serious	70	0.00	-0.60	-11.39	-11.99	-12.12	-12.25	-12.35	-12.44	-12.69	-13.10
Waterford Township (Washington County), OH	SO _x	Maintenance	100	0.00	-0.48	-0.84	-1.20	-1.33	-1.44	-1.48	-1.51	-1.66	-2.18
Wayne County, IN	SO _x	Maintenance	100	0.00	-0.97	-7.72	-8.54	-8.79	-9.00	-9.12	-9.21	-9.54	-10.46
Wayne County, MI	PM ₁₀	Maintenance	100	0.00	-3.45	-11.02	-13.74	-14.66	-15.42	-15.76	-16.02	-17.09	-20.75
Weirton, WV	PM ₁₀	Maintenance	100	0.00	-0.77	-1.69	-2.28	-2.49	-2.66	-2.73	-2.79	-3.02	-3.85
Weirton, WV	SO _x	Maintenance	100	0.00	-1.01	-1.85	-2.63	-2.90	-3.13	-3.22	-3.29	-3.60	-4.71
Wheeling, WV-OH	Ozone	Maintenance	100	0.00	-2.56	-35.28	-37.66	-38.25	-38.81	-39.19	-39.48	-40.46	-42.51
Wheeling, WV-OH	PM _{2.5}	Nonattainment	100	0.00	-2.56	-35.28	-37.66	-38.25	-38.81	-39.19	-39.48	-40.46	-42.51
Winston-Salem, NC	CO	Maintenance	100	0.00	-2.35	-33.01	-35.21	-35.74	-36.25	-36.60	-36.87	-37.77	-39.63
Worcester, MA	CO	Maintenance	100	0.00	-0.74	-16.15	-16.92	-17.07	-17.23	-17.36	-17.47	-17.79	-18.24
Yakima County, WA	PM ₁₀	Maintenance	100	0.00	-0.67	-7.49	-8.10	-8.26	-8.41	-8.50	-8.57	-8.81	-9.40
Yakima, WA	CO	Maintenance	100	0.00	-0.62	-3.40	-3.91	-4.08	-4.21	-4.28	-4.33	-4.54	-5.16
York, PA	Ozone	Maintenance	100	0.00	-3.99	-59.88	-63.66	-64.55	-65.42	-66.03	-66.51	-68.06	-71.13
York, PA	PM _{2.5}	Nonattainment	100	0.00	-3.38	-59.48	-62.80	-63.53	-64.26	-64.82	-65.25	-66.63	-69.02
Youngstown-Warren-Sharon, OH-PA	Ozone	Maintenance	100	0.00	-4.25	-67.63	-71.72	-72.66	-73.58	-74.25	-74.77	-76.46	-79.64
Yuma, AZ	PM ₁₀	Moderate	100	0.00	-0.78	-15.38	-16.17	-16.33	-16.50	-16.63	-16.74	-17.07	-17.57

^{a/} Negative emissions changes indicate reductions; positive emissions changes are increases. Values of less than 0.005 tons/year are rounded to zero.

^{b/} Preferred Alternative

^{c/} Pollutants for which the area is designated nonattainment or maintenance as of 2010. Source: 40 CFR 81.

^{d/} Emissions thresholds in tons/year of: CO in CO maintenance and nonattainment areas; VOC or NO_x in ozone maintenance and nonattainment areas; primary PM_{2.5} in PM_{2.5} maintenance and nonattainment areas; primary PM₁₀ in PM₁₀ maintenance and nonattainment areas; and SO₂ in SO₂ maintenance and nonattainment areas. Source: 40 CFR § 93.153. These thresholds are provided for information only; a general conformity determination is not required for the proposed actions. (See section 3.3.1.)

Source: EPA (U.S. Environmental Protection Agency). 2010. The Green Book Nonattainment Areas. Washington, District of Columbia. Last Revised: June 16, 2010. U.S. Environmental Protection Agency. Available: <http://www.epa.gov/oaqps001/greenbk/>. Accessed: August 6, 2010.

Table D1-33 Emission Changes <u>a/</u> by Nonattainment Area with Alternative Standards for HD Vehicles Volatile Organic Compound (VOC) 2050													
Nonattainment Area	Pollutant	Status <u>c/</u>	General Conformity Threshold <u>d/</u>	Emissions Changes for Proposed Alternatives (tons/year)									
				Alt. 1	Alt. 2	Alt. 3	Alt. 4	Alt. 6A	Alt. 5	Alt. 6 <u>b/</u>	Alt. 7	Alt. 6B	Alt. 8
				No Action	Engine Only	Class 8 Tractors	Engines & Classes 7-8 Tractors	15% below Preferred Alternative Stringency	Engines, Classes 7-8 Tractors, & Classes 2b-3	Engines, Tractors, & Classes 2b-8	Engines, Tractors, & Truck, & Trailers	20% above Preferred Alternative Stringency	Accelerated Hybrid Adoption
Addison Township (Gallia County), OH	SO _x	Maintenance	100	0.00	-0.32	-0.46	-0.71	-0.81	-0.88	-0.92	-0.94	-1.04	-1.45
Ajo (Pima County), AZ	PM ₁₀	Moderate	100	0.00	-2.08	-1.80	-3.42	-4.08	-4.56	-4.79	-4.91	-5.58	-8.25
Ajo (Pima County), AZ	SO _x	Maintenance	100	0.00	-6.44	-4.34	-9.33	-11.38	-12.89	-13.59	-13.96	-16.02	-24.31
Albany-Schenectady-Troy, NY	Ozone	Former Subpart 1	50	0.00	-5.33	-74.50	-79.54	-81.02	-82.24	-83.25	-83.82	-85.85	-90.86
Albuquerque, NM	CO	Maintenance	100	0.00	-4.65	-59.00	-63.32	-64.63	-65.70	-66.55	-67.02	-68.77	-73.30
Allegan County, MI	Ozone	Former Subpart 1	50	0.00	-4.09	-29.05	-32.56	-33.78	-34.73	-35.33	-35.66	-37.09	-41.67
Allentown-Bethlehem-Easton, PA	Ozone	Maintenance	100	0.00	-6.50	-67.48	-73.32	-75.20	-76.70	-77.79	-78.39	-80.77	-87.49
Altoona, PA	Ozone	Maintenance	100	0.00	-1.79	-10.72	-12.23	-12.77	-13.19	-13.44	-13.58	-14.19	-16.25
Amador and Calaveras Counties (Central Mountain), CA	Ozone	Former Subpart 1	50	0.00	-4.74	-15.19	-19.01	-20.49	-21.59	-22.18	-22.49	-24.07	-29.85
Anchorage, AK	CO	Maintenance	100	0.00	-1.42	-8.27	-9.46	-9.89	-10.22	-10.42	-10.53	-11.02	-12.65
Anthony, NM	PM ₁₀	Moderate	100	0.00	-2.79	-2.36	-4.53	-5.42	-6.07	-6.38	-6.54	-7.44	-11.02
Armstrong County, PA	SO _x	Nonattainment	100	0.00	-0.35	-0.66	-0.94	-1.05	-1.13	-1.18	-1.20	-1.31	-1.76
Aspen, CO	PM ₁₀	Maintenance	100	0.00	-0.11	-0.84	-0.93	-0.97	-0.99	-1.01	-1.02	-1.06	-1.18
Atlanta, GA	Ozone	Moderate	50	0.00	-40.36	-1571.14	-1622.35	-1630.56	-1639.45	-1653.13	-1661.18	-1681.34	-1693.01
Atlanta, GA	PM _{2.5}	Nonattainment	100	0.00	-41.03	-1571.53	-1623.26	-1631.68	-1640.72	-1654.48	-1662.56	-1682.94	-1695.47
Atlantic City, NJ	CO	Maintenance	100	0.00	-0.37	-1.72	-2.02	-2.14	-2.22	-2.27	-2.30	-2.43	-2.87
Bakersfield, CA	CO	Maintenance	100	0.00	-4.16	-41.95	-45.67	-46.88	-47.84	-48.53	-48.91	-50.42	-54.75
Baltimore, MD	CO	Maintenance	100	0.00	-5.10	-305.90	-313.76	-314.48	-315.56	-317.94	-319.35	-322.41	-321.08
Baltimore, MD	Ozone	Moderate	50	0.00	-11.33	-309.53	-322.21	-324.91	-327.45	-330.50	-332.27	-337.31	-344.01
Baltimore, MD	PM _{2.5}	Nonattainment	100	0.00	-11.33	-309.53	-322.21	-324.91	-327.45	-330.50	-332.27	-337.31	-344.01
Baton Rouge, LA	Ozone	Moderate	50	0.00	-16.69	-93.14	-107.12	-112.19	-116.06	-118.38	-119.64	-125.36	-144.71
Beaumont-Port Arthur, TX	Ozone	Moderate	50	0.00	-18.76	-56.46	-71.55	-77.39	-81.76	-84.08	-85.31	-91.51	-114.52
Benton County, TN	SO _x	Maintenance	100	0.00	-0.46	-0.62	-0.98	-1.12	-1.23	-1.28	-1.31	-1.46	-2.03
Benton Harbor, MI	Ozone	Maintenance	100	0.00	-2.82	-28.77	-31.29	-32.11	-32.76	-33.23	-33.49	-34.52	-37.44
Benzie County, MI	Ozone	Maintenance	100	0.00	-1.16	-5.15	-6.10	-6.46	-6.73	-6.88	-6.96	-7.36	-8.74
Berkeley and Jefferson Counties, WV	Ozone	Maintenance	100	0.00	-3.03	-27.57	-30.24	-31.13	-31.83	-32.31	-32.58	-33.67	-36.90
Billings, MT	CO	Maintenance	100	0.00	-6.97	-12.57	-18.07	-20.27	-21.90	-22.71	-23.13	-25.40	-34.17
Birmingham, AL	Ozone	Maintenance	100	0.00	-6.18	-183.82	-190.93	-192.35	-193.73	-195.49	-196.51	-199.33	-202.60
Birmingham, AL	PM _{2.5}	Nonattainment	100	0.00	-6.18	-183.82	-190.93	-192.35	-193.73	-195.49	-196.51	-199.33	-202.60
Boise-Northern Ada County, ID	CO	Maintenance	100	0.00	-3.34	-69.61	-73.07	-73.93	-74.68	-75.45	-75.89	-77.28	-79.82
Boise-Northern Ada County, ID	PM ₁₀	Maintenance	100	0.00	-3.34	-69.61	-73.07	-73.93	-74.68	-75.45	-75.89	-77.28	-79.82
Bonner County (Sandpoint), ID	PM ₁₀	Moderate	100	0.00	-0.38	-2.14	-2.46	-2.58	-2.67	-2.72	-2.75	-2.88	-3.32
Boston, MA	CO	Maintenance	100	0.00	-4.26	-66.95	-71.08	-72.24	-73.22	-74.07	-74.55	-76.21	-80.03
Boston-Lawrence-Worcester (eastern MA), MA	Ozone	Moderate	50	0.00	-13.44	-437.82	-453.77	-456.76	-459.75	-463.80	-466.16	-472.47	-478.59
Boston-Manchester-Portsmouth (southeast NH), NH	Ozone	Moderate	50	0.00	-3.70	-71.08	-74.83	-75.80	-76.64	-77.46	-77.92	-79.43	-82.40
Boyd County (part), KY	SO _x	Maintenance	100	0.00	-1.47	-2.01	-3.16	-3.62	-3.96	-4.13	-4.22	-4.69	-6.55
Buffalo-Niagara Falls, NY	Ozone	Former Subpart 1	50	0.00	-3.63	-68.17	-71.82	-72.78	-73.61	-74.40	-74.85	-76.32	-79.27
Burlington, NJ	CO	Maintenance	100	0.00	-0.95	-1.13	-1.87	-2.17	-2.39	-2.50	-2.56	-2.86	-4.07
Butte, MT	PM ₁₀	Moderate	100	0.00	-0.30	-2.77	-3.04	-3.12	-3.19	-3.24	-3.27	-3.38	-3.70
Canon City, CO	PM ₁₀	Maintenance	100	0.00	-0.29	-2.29	-2.54	-2.62	-2.69	-2.73	-2.76	-2.86	-3.17
Canton-Massillon, OH	Ozone	Maintenance	100	0.00	-6.43	-71.34	-77.18	-79.03	-80.51	-81.61	-82.23	-84.60	-91.13
Canton-Massillon, OH	PM _{2.5}	Nonattainment	100	0.00	-6.43	-71.34	-77.18	-79.03	-80.51	-81.61	-82.23	-84.60	-91.13
Case County, MI	Ozone	Maintenance	100	0.00	-3.52	-9.15	-11.97	-13.07	-13.89	-14.32	-14.54	-15.70	-20.07

Table D1-33 Emission Changes <u>a/</u> by Nonattainment Area with Alternative Standards for HD Vehicles Volatile Organic Compound (VOC) 2050													
Nonattainment Area	Pollutant	Status <u>c/</u>	General Conformity Threshold <u>d/</u>	Emissions Changes for Proposed Alternatives (tons/year)									
				Alt. 1	Alt. 2	Alt. 3	Alt. 4	Alt. 6A	Alt. 5	Alt. 6 <u>b/</u>	Alt. 7	Alt. 6B	Alt. 8
				No Action	Engine Only	Class 8 Tractors	Engines & Classes 7-8 Tractors	15% below Preferred Alternative Stringency	Engines, Classes 7-8 Tractors, & Classes 2b-3	Engines, Tractors, & Classes 2b-8	Engines, Tractors, & Truck, & Trailers	20% above Preferred Alternative Stringency	Accelerated Hybrid Adoption
Center Township (Morgan County), OH	SO _x	Maintenance	100	0.00	-0.69	-0.52	-1.06	-1.28	-1.44	-1.52	-1.56	-1.78	-2.67
Central Steptoe Valley (White Pine County), NV	SO _x	Maintenance	100	0.00	-0.08	-0.27	-0.33	-0.35	-0.37	-0.38	-0.38	-0.41	-0.50
Charleston, WV	Ozone	Maintenance	100	0.00	-3.36	-75.05	-78.59	-79.44	-80.20	-81.01	-81.47	-82.89	-85.31
Charleston, WV	PM _{2.5}	Nonattainment	100	0.00	-3.36	-75.05	-78.59	-79.44	-80.20	-81.01	-81.47	-82.89	-85.31
Charlotte, NC	CO	Maintenance	100	0.00	-5.65	-88.25	-93.71	-95.26	-96.55	-97.67	-98.31	-100.51	-105.58
Charlotte-Gastonia-Rock Hill, NC-SC	Ozone	Moderate	50	0.00	-9.37	-198.92	-208.66	-211.07	-213.19	-215.37	-216.62	-220.52	-227.56
Chattanooga, TN-GA-AL	PM _{2.5}	Nonattainment	100	0.00	-7.80	-70.12	-76.99	-79.28	-81.08	-82.32	-83.01	-85.81	-94.16
Chattanooga, TN-GA	Ozone	Former Subpart 1	50	0.00	-7.23	-66.35	-72.74	-74.86	-76.52	-77.68	-78.33	-80.93	-88.63
Chicago-Gary-Lake County, IL-IN	Ozone	Moderate	50	0.00	-44.80	-2156.00	-2218.17	-2226.04	-2235.76	-2253.42	-2263.88	-2288.20	-2290.40
Chicago-Gary-Lake County, IL-IN	PM _{2.5}	Nonattainment	100	0.00	-45.04	-2156.15	-2218.51	-2226.45	-2236.23	-2253.92	-2264.40	-2288.79	-2291.31
Chico, CA	CO	Maintenance	100	0.00	-0.87	-26.91	-27.92	-28.12	-28.32	-28.57	-28.72	-29.12	-29.56
Chico, CA	Ozone	Former Subpart 1	50	0.00	-1.78	-27.44	-29.15	-29.64	-30.04	-30.39	-30.59	-31.28	-32.89
Cincinnati-Hamilton, OH-KY-IN	Ozone	Former Subpart 1	50	0.00	-13.49	-511.26	-528.20	-530.98	-533.96	-538.45	-541.08	-547.76	-552.02
Cincinnati-Hamilton, OH-KY-IN	PM _{2.5}	Nonattainment	100	0.00	-12.99	-510.97	-527.52	-530.15	-533.01	-537.44	-540.05	-546.57	-550.19
Clairton & 4 Boroughs, PA	PM ₁₀	Maintenance	100	0.00	-2.65	-2.36	-4.42	-5.27	-5.89	-6.18	-6.33	-7.18	-10.58
Clark County, NV	PM ₁₀	Serious	70	0.00	-2.47	-23.53	-25.72	-26.44	-27.01	-27.41	-27.63	-28.52	-31.13
Clarksville-Hopkinsville, TN-KY	Ozone	Maintenance	100	0.00	-4.17	-43.89	-47.65	-48.86	-49.82	-50.52	-50.91	-52.44	-56.73
Clearfield and Indiana Counties, PA	Ozone	Maintenance	100	0.00	-3.13	-36.41	-39.28	-40.18	-40.90	-41.44	-41.75	-42.91	-46.05
Cleveland, OH	CO	Maintenance	100	0.00	-4.93	-100.11	-105.18	-106.45	-107.57	-108.69	-109.33	-111.36	-115.18
Cleveland-Akron-Lorain, OH	Ozone	Maintenance	100	0.00	-16.43	-664.55	-685.73	-688.99	-692.60	-698.32	-701.69	-710.02	-714.12
Cleveland-Akron-Lorain, OH	PM _{2.5}	Nonattainment	100	0.00	-15.93	-664.26	-685.05	-688.16	-691.65	-697.32	-700.66	-708.82	-712.28
Coachella Valley, CA	PM ₁₀	Serious	70	0.00	-8.04	-46.29	-53.05	-55.49	-57.35	-58.47	-59.08	-61.85	-71.13
Colbert County, AL	SO _x	Maintenance	100	0.00	-1.06	-6.44	-7.34	-7.66	-7.90	-8.05	-8.13	-8.50	-9.71
Colorado Springs, CO	CO	Maintenance	100	0.00	-3.92	-47.56	-51.18	-52.29	-53.19	-53.89	-54.28	-55.75	-59.63
Columbia Falls, MT	PM ₁₀	Moderate	100	0.00	-0.56	-1.03	-1.47	-1.64	-1.77	-1.84	-1.87	-2.05	-2.75
Columbia, SC	Ozone	Former Subpart 1	50	0.00	-6.60	-93.00	-99.26	-101.09	-102.60	-103.86	-104.57	-107.09	-113.28
Columbus, OH	Ozone	Maintenance	100	0.00	-14.72	-493.68	-511.33	-514.56	-517.83	-522.34	-524.98	-531.96	-538.28
Columbus, OH	PM _{2.5}	Nonattainment	100	0.00	-12.38	-492.31	-508.16	-510.65	-513.37	-517.63	-520.13	-526.37	-529.68
Conewango Township (Warren County), PA	SO _x	Maintenance	100	0.00	-0.08	-0.35	-0.42	-0.45	-0.46	-0.48	-0.48	-0.51	-0.61
Coso Junction, CA	PM ₁₀	Moderate	100	0.00	-6.35	-3.72	-8.63	-10.65	-12.14	-12.83	-13.19	-15.21	-23.40
Cuyahoga County, OH	PM ₁₀	Maintenance	100	0.00	-6.02	-182.85	-189.82	-191.20	-192.54	-194.28	-195.28	-198.05	-201.13
Cuyahoga County, OH	SO _x	Maintenance	100	0.00	-5.37	-182.47	-188.95	-190.12	-191.31	-192.98	-193.95	-196.51	-198.76
Dallas-Fort Worth, TX	Ozone	Moderate	50	0.00	-24.77	-491.54	-516.86	-523.32	-528.94	-534.51	-537.69	-547.84	-567.35
Dayton-Springfield, OH	Ozone	Maintenance	100	0.00	-7.07	-201.37	-209.39	-211.05	-212.63	-214.59	-215.72	-218.91	-222.88
Dayton-Springfield, OH	PM _{2.5}	Nonattainment	100	0.00	-6.60	-201.09	-208.74	-210.25	-211.72	-213.62	-214.73	-217.76	-221.12
Denver Metro, CO	PM ₁₀	Maintenance	100	0.00	-12.44	-222.18	-234.58	-237.90	-240.73	-243.37	-244.88	-249.86	-260.29
Denver-Boulder, CO	CO	Maintenance	100	0.00	-11.10	-210.82	-222.04	-224.96	-227.49	-229.92	-231.31	-235.82	-244.80
Denver-Boulder-Greeley-Fort Collins-Loveland, CO	Ozone	Former Subpart 1	50	0.00	-14.09	-279.74	-294.14	-297.82	-301.02	-304.18	-305.99	-311.77	-322.86
Detroit, MI	CO	Maintenance	100	0.00	-10.94	-236.31	-247.74	-250.54	-253.01	-255.59	-257.06	-261.64	-269.75
Detroit-Ann Arbor, MI	Ozone	Maintenance	100	0.00	-34.92	-1585.57	-1632.80	-1639.22	-1646.83	-1660.03	-1667.83	-1686.34	-1690.53
Detroit-Ann Arbor, MI	PM _{2.5}	Nonattainment	100	0.00	-34.21	-1585.16	-1631.84	-1638.03	-1645.47	-1658.59	-1666.35	-1684.63	-1687.91
Door County, WI	Ozone	Former Subpart 1	50	0.00	-0.15	-5.88	-6.07	-6.10	-6.14	-6.19	-6.22	-6.29	-6.34
Douglas (Cochise County), AZ	PM ₁₀	Moderate	100	0.00	-0.59	-7.40	-7.95	-8.12	-8.25	-8.36	-8.42	-8.64	-9.21

Table D1-33 Emission Changes <u>a/</u> by Nonattainment Area with Alternative Standards for HD Vehicles Volatile Organic Compound (VOC) 2050													
Nonattainment Area	Pollutant	Status <u>c/</u>	General Conformity Threshold <u>d/</u>	Emissions Changes for Proposed Alternatives (tons/year)									
				Alt. 1	Alt. 2	Alt. 3	Alt. 4	Alt. 6A	Alt. 5	Alt. 6 <u>b/</u>	Alt. 7	Alt. 6B	Alt. 8
				No Action	Engine Only	Class 8 Tractors	Engines & Classes 7-8 Tractors	15% below Preferred Alternative Stringency	Engines, Classes 7-8 Tractors, & Classes 2b-3	Engines, Tractors, & Classes 2b-8	Engines, Tractors, & Trucks, & Trailers	20% above Preferred Alternative Stringency	Accelerated Hybrid Adoption
Douglas (Cochise County), AZ	SO _x	Maintenance	100	0.00	-0.59	-7.40	-7.95	-8.12	-8.25	-8.36	-8.42	-8.64	-9.21
Duluth, MN	CO	Maintenance	100	0.00	-1.49	-9.10	-10.36	-10.81	-11.16	-11.37	-11.49	-12.00	-13.71
Eagle River, AK	PM ₁₀	Moderate	100	0.00	-1.32	-1.24	-2.27	-2.69	-3.00	-3.15	-3.22	-3.65	-5.34
East Chicago, IN	CO	Maintenance	100	0.00	-1.97	-25.14	-26.98	-27.53	-27.98	-28.34	-28.54	-29.29	-31.20
East Chicago, IN	PM ₁₀	Maintenance	100	0.00	-10.34	-30.02	-38.32	-41.55	-43.95	-45.22	-45.90	-49.31	-62.02
East Helena Area (Lewis and Clark County), MT	SO _x	Nonattainment	100	0.00	-0.30	-0.31	-0.54	-0.64	-0.71	-0.74	-0.76	-0.86	-1.25
El Paso County, TX	PM ₁₀	Moderate	100	0.00	-4.05	-27.42	-30.88	-32.09	-33.03	-33.62	-33.94	-35.35	-39.92
El Paso, TX	CO	Maintenance	100	0.00	-1.54	-2.42	-3.63	-4.11	-4.47	-4.65	-4.74	-5.24	-7.19
Erie, PA	Ozone	Maintenance	100	0.00	-1.48	-30.77	-32.30	-32.68	-33.02	-33.36	-33.55	-34.17	-35.30
Essex County (Whiteface Mountain), NY	Ozone	Former Subpart 1	50	0.00	-0.37	-0.38	-0.67	-0.79	-0.88	-0.92	-0.94	-1.06	-1.54
Eugene-Springfield, OR	CO	Maintenance	100	0.00	-2.03	-42.61	-44.71	-45.23	-45.69	-46.16	-46.43	-47.27	-48.81
Eugene-Springfield, OR	PM ₁₀	Moderate	100	0.00	-2.03	-42.61	-44.71	-45.23	-45.69	-46.16	-46.43	-47.27	-48.81
Evansville, IN	Ozone	Maintenance	100	0.00	-4.05	-91.38	-95.66	-96.69	-97.60	-98.58	-99.14	-100.85	-103.75
Evansville, IN	PM _{2.5}	Nonattainment	100	0.00	-5.28	-92.10	-97.34	-98.75	-99.96	-101.07	-101.70	-103.80	-108.29
Fairbanks, AK	CO	Maintenance	100	0.00	-0.36	-1.84	-2.14	-2.25	-2.33	-2.38	-2.41	-2.53	-2.95
Fayetteville, NC	Ozone	Former Subpart 1	50	0.00	-2.23	-30.26	-32.36	-32.99	-33.50	-33.92	-34.15	-35.00	-37.13
Flathead County; Whitefish and vicinity, MT	PM ₁₀	Moderate	100	0.00	-0.56	-1.24	-1.69	-1.86	-1.99	-2.06	-2.09	-2.28	-2.97
Flint, MI	Ozone	Maintenance	100	0.00	-7.32	-88.70	-95.45	-97.54	-99.22	-100.52	-101.25	-103.99	-111.23
Follansbee, WV	PM ₁₀	Maintenance	100	0.00	-0.59	-0.41	-0.87	-1.06	-1.19	-1.26	-1.29	-1.48	-2.24
Fort Collins, CO	CO	Maintenance	100	0.00	-1.15	-16.16	-17.25	-17.57	-17.83	-18.05	-18.17	-18.61	-19.70
Fort Hall Reservation, ID	PM ₁₀	Moderate	100	0.00	-0.35	-0.26	-0.54	-0.65	-0.73	-0.77	-0.79	-0.90	-1.36
Fort Wayne, IN	Ozone	Maintenance	100	0.00	-5.00	-55.57	-60.12	-61.56	-62.70	-63.57	-64.04	-65.89	-70.96
Franklin County, PA	Ozone	Maintenance	100	0.00	-3.18	-26.55	-29.33	-30.27	-31.01	-31.50	-31.78	-32.91	-36.37
Franklin Township (Coshocton County), OH	SO _x	Maintenance	100	0.00	-0.65	-0.49	-0.99	-1.20	-1.35	-1.43	-1.46	-1.67	-2.51
Frederick County, VA	Ozone	Former Subpart 1	50	0.00	-2.65	-16.34	-18.59	-19.39	-20.00	-20.38	-20.58	-21.50	-24.53
Fredericksburg, VA	Ozone	Maintenance	100	0.00	-3.62	-32.80	-36.00	-37.06	-37.89	-38.47	-38.79	-40.09	-43.96
Freehold, NJ	CO	Maintenance	100	0.00	-0.76	-1.21	-1.80	-2.04	-2.22	-2.30	-2.35	-2.59	-3.55
Fresno, CA	CO	Maintenance	100	0.00	-2.20	-50.28	-52.61	-53.16	-53.66	-54.19	-54.50	-55.43	-56.99
Grand Rapids, MI	Ozone	Maintenance	100	0.00	-5.63	-147.23	-153.44	-154.80	-156.07	-157.54	-158.40	-160.87	-164.37
Granite City, Nameoki Townships, IL	PM ₁₀	Maintenance	100	0.00	-1.53	-6.05	-7.30	-7.77	-8.13	-8.33	-8.43	-8.95	-10.79
Grant County, NM	SO _x	Maintenance	100	0.00	-0.40	-0.49	-0.81	-0.93	-1.03	-1.07	-1.10	-1.23	-1.74
Grants Pass, OR	CO	Maintenance	100	0.00	-0.45	-3.78	-4.17	-4.30	-4.41	-4.48	-4.51	-4.67	-5.16
Grants Pass, OR	PM ₁₀	Maintenance	100	0.00	-0.45	-3.78	-4.17	-4.30	-4.41	-4.48	-4.51	-4.67	-5.16
Great Falls, MT	CO	Maintenance	100	0.00	-0.48	-2.25	-2.65	-2.80	-2.91	-2.98	-3.01	-3.18	-3.75
Greater Connecticut, CT	Ozone	Moderate	50	0.00	-11.87	-90.34	-100.60	-104.13	-106.88	-108.67	-109.66	-113.84	-126.98
Greeley, CO	CO	Maintenance	100	0.00	-1.73	-13.25	-14.75	-15.26	-15.66	-15.93	-16.07	-16.68	-18.59
Green Bay, WI	SO _x	Maintenance	100	0.00	-0.83	-14.92	-15.75	-15.97	-16.16	-16.33	-16.43	-16.77	-17.45
Greene County, IN	Ozone	Maintenance	100	0.00	-2.65	-8.58	-10.71	-11.54	-12.15	-12.48	-12.66	-13.54	-16.77
Greene County, PA	Ozone	Maintenance	100	0.00	-2.16	-5.50	-7.23	-7.91	-8.41	-8.67	-8.81	-9.52	-12.20
Greensboro-Winston Salem-High Point, NC	Ozone	Marginal	50	0.00	-9.57	-252.87	-263.47	-265.77	-267.92	-270.45	-271.91	-276.13	-282.02
Greensboro-Winston salem-High Point, NC	PM _{2.5}	Nonattainment	100	0.00	-6.82	-251.27	-259.74	-261.17	-262.67	-264.90	-266.21	-269.54	-271.89
Greenville-Spartanburg-Anderson, SC	Ozone	Former Subpart 1	50	0.00	-10.46	-122.42	-132.01	-135.00	-137.40	-139.24	-140.27	-144.15	-154.61
Groveland Township (Tazewell County), IL	SO _x	Maintenance	100	0.00	-0.27	-3.34	-3.59	-3.66	-3.72	-3.77	-3.80	-3.90	-4.16

Table D1-33 Emission Changes <u>a/</u> by Nonattainment Area with Alternative Standards for HD Vehicles Volatile Organic Compound (VOC) 2050													
Nonattainment Area	Pollutant	Status <u>c/</u>	General Conformity Threshold <u>d/</u>	Emissions Changes for Proposed Alternatives (tons/year)									
				Alt. 1	Alt. 2	Alt. 3	Alt. 4	Alt. 6A	Alt. 5	Alt. 6 <u>b/</u>	Alt. 7	Alt. 6B	Alt. 8
				No Action	Engine Only	Class 8 Tractors	Engines & Classes 7-8 Tractors	15% below Preferred Alternative Stringency	Engines, Classes 7-8 Tractors, & Classes 2b-3	Engines, Tractors, & Classes 2b-8	Engines, Tractors, & Trucks, & Trailers	20% above Preferred Alternative Stringency	Accelerated Hybrid Adoption
Hancock-Knox-Lincoln-Waldo Counties, ME	Ozone	Maintenance	100	0.00	-0.92	-14.21	-15.10	-15.35	-15.57	-15.75	-15.85	-16.21	-17.04
Harrisburg-Lebanon-Carlisle, PA	Ozone	Maintenance	100	0.00	-8.21	-270.52	-280.30	-282.12	-283.94	-286.43	-287.89	-291.76	-295.42
Harrisburg-Lebanon-Carlisle, PA	PM _{2.5}	Nonattainment	100	0.00	-8.19	-270.51	-280.28	-282.09	-283.91	-286.40	-287.85	-291.72	-295.35
Hartford-New Britain-Middletown, CT	CO	Maintenance	100	0.00	-6.17	-60.55	-66.05	-67.85	-69.27	-70.28	-70.85	-73.08	-79.56
Hayden (Pinal County), AZ	SO _x	Nonattainment	100	0.00	-0.78	-1.50	-2.12	-2.36	-2.54	-2.64	-2.68	-2.94	-3.92
Hayden/Miami, AZ	PM ₁₀	Moderate	100	0.00	-0.82	-4.15	-4.83	-5.08	-5.27	-5.38	-5.44	-5.72	-6.67
Haywood and Swain Counties (Great Smoky Mountain NP), NC	Ozone	Maintenance	100	0.00	-1.84	-1.79	-3.22	-3.80	-4.23	-4.44	-4.54	-5.13	-7.48
Hazelwood, PA	SO _x	Maintenance	100	0.00	-2.68	-4.44	-6.55	-7.39	-8.02	-8.33	-8.49	-9.36	-12.74
Hickory, NC	PM _{2.5}	Nonattainment	100	0.00	-1.45	-16.84	-18.17	-18.59	-18.92	-19.18	-19.32	-19.86	-21.31
Hickory-Morgantown-Lenoir, NC	Ozone	Former Subpart 1	50	0.00	-1.72	-30.20	-31.90	-32.36	-32.75	-33.12	-33.32	-34.01	-35.46
Hollis Township, IL	SO _x	Maintenance	100	0.00	-0.41	-0.55	-0.87	-1.01	-1.10	-1.15	-1.17	-1.31	-1.83
Houston-Galveston-Brazoria, TX	Ozone	Severe	25	0.00	-75.96	-491.99	-556.50	-579.38	-596.97	-607.94	-613.91	-640.27	-726.56
Humphreys County, TN	SO _x	Maintenance	100	0.00	-0.47	-1.42	-1.79	-1.94	-2.05	-2.10	-2.13	-2.29	-2.86
Huntington-Ashland, WV-KY-OH	PM _{2.5}	Nonattainment	100	0.00	-10.92	-43.39	-52.31	-55.68	-58.22	-59.63	-60.38	-64.04	-77.16
Huntington-Ashland, WV-KY	Ozone	Maintenance	100	0.00	-9.27	-23.52	-30.92	-33.82	-35.98	-37.10	-37.70	-40.74	-52.23
Huron County, MI	Ozone	Maintenance	100	0.00	-0.47	-4.79	-5.22	-5.35	-5.46	-5.54	-5.59	-5.76	-6.25
Imperial County, CA	Ozone	Moderate	50	0.00	-6.41	-27.04	-32.30	-34.28	-35.76	-36.60	-37.05	-39.21	-46.87
Imperial Valley, CA	PM ₁₀	Serious	70	0.00	-5.69	-26.14	-30.83	-32.58	-33.90	-34.65	-35.06	-36.99	-43.73
Indian Wells, CA	PM ₁₀	Maintenance	100	0.00	-5.17	-5.57	-9.60	-11.24	-12.44	-13.02	-13.32	-14.99	-21.59
Indianapolis, IN	CO	Maintenance	100	0.00	-9.63	-524.15	-538.29	-539.80	-541.87	-546.03	-548.50	-554.01	-552.89
Indianapolis, IN	Ozone	Maintenance	100	0.00	-16.19	-527.97	-547.19	-550.79	-554.39	-559.27	-562.11	-569.72	-577.06
Indianapolis, IN	PM _{2.5}	Nonattainment	100	0.00	-13.72	-526.54	-543.85	-546.66	-549.69	-554.29	-557.00	-563.82	-567.99
Jackson County, IN	Ozone	Maintenance	100	0.00	-2.68	-16.16	-18.42	-19.23	-19.85	-20.23	-20.44	-21.36	-24.44
Jamestown, NY	Ozone	Former Subpart 1	50	0.00	-2.82	-19.53	-21.94	-22.79	-23.44	-23.86	-24.08	-25.07	-28.24
Jefferson County, NY	Ozone	Moderate	50	0.00	-0.84	-12.20	-13.00	-13.23	-13.42	-13.59	-13.68	-14.00	-14.78
Jefferson County, OH	PM ₁₀	Maintenance	100	0.00	-0.60	-1.17	-1.65	-1.84	-1.98	-2.05	-2.09	-2.29	-3.04
Johnson City-Kingsport-Bristol, TN	Ozone	Former Subpart 1	50	0.00	-5.03	-29.01	-33.23	-34.76	-35.93	-36.63	-37.01	-38.74	-44.55
Johnstown, PA	Ozone	Maintenance	100	0.00	-3.05	-17.18	-19.74	-20.67	-21.37	-21.80	-22.03	-23.07	-26.60
Johnstown, PA	PM _{2.5}	Nonattainment	100	0.00	-3.05	-17.18	-19.74	-20.67	-21.37	-21.80	-22.03	-23.07	-26.60
Juneau, AK	PM ₁₀	Moderate	100	0.00	-0.25	-0.89	-1.10	-1.18	-1.23	-1.27	-1.28	-1.37	-1.67
Kalamazoo-Battle Creek, MI	Ozone	Maintenance	100	0.00	-5.87	-86.03	-91.64	-93.26	-94.60	-95.74	-96.38	-98.64	-104.06
Kalispell, MT	PM ₁₀	Moderate	100	0.00	-0.60	-4.05	-4.56	-4.74	-4.88	-4.96	-5.01	-5.22	-5.89
Kent and Queen Annes Counties, MD	Ozone	Maintenance	100	0.00	-2.75	-9.94	-12.17	-13.02	-13.66	-14.01	-14.20	-15.11	-18.44
Kent, WA	PM ₁₀	Maintenance	100	0.00	-4.94	-5.63	-9.49	-11.06	-12.21	-12.77	-13.06	-14.65	-20.96
Kern County (Eastern Kern), CA	Ozone	Former Subpart 1	50	0.00	-18.46	-17.36	-31.72	-37.59	-41.90	-43.95	-45.02	-50.95	-74.60
Kewaunee County, WI	Ozone	Maintenance	100	0.00	-0.86	-4.16	-4.87	-5.13	-5.33	-5.45	-5.51	-5.80	-6.81
King County, WA	PM ₁₀	Maintenance	100	0.00	-4.92	-3.94	-7.76	-9.33	-10.48	-11.02	-11.30	-12.88	-19.20
Klamath Falls, OR	CO	Maintenance	100	0.00	-0.59	-8.89	-9.45	-9.61	-9.74	-9.86	-9.93	-10.15	-10.68
Klamath Falls, OR	PM ₁₀	Maintenance	100	0.00	-0.59	-8.89	-9.45	-9.61	-9.74	-9.86	-9.93	-10.15	-10.68
Knoxville, TN	Ozone	Former Subpart 1	50	0.00	-13.61	-346.75	-361.65	-364.97	-368.03	-371.55	-373.58	-379.52	-388.23
Knoxville, TN	PM _{2.5}	Nonattainment	100	0.00	-12.52	-346.11	-360.17	-363.14	-365.94	-369.34	-371.31	-376.90	-384.21
La Porte County, IN	SO _x	Maintenance	100	0.00	-1.88	-8.22	-9.76	-10.34	-10.78	-11.02	-11.16	-11.79	-14.03
LaGrande, OR	PM ₁₀	Maintenance	100	0.00	-0.26	-1.47	-1.69	-1.77	-1.83	-1.87	-1.89	-1.98	-2.28

Table D1-33 Emission Changes <u>a/</u> by Nonattainment Area with Alternative Standards for HD Vehicles Volatile Organic Compound (VOC) 2050													
Nonattainment Area	Pollutant	Status <u>c/</u>	General Conformity Threshold <u>d/</u>	Emissions Changes for Proposed Alternatives (tons/year)									
				Alt. 1	Alt. 2	Alt. 3	Alt. 4	Alt. 6A	Alt. 5	Alt. 6 <u>b/</u>	Alt. 7	Alt. 6B	Alt. 8
				No Action	Engine Only	Class 8 Tractors	Engines & Classes 7-8 Tractors	15% below Preferred Alternative Stringency	Engines, Classes 7-8 Tractors, & Classes 2b-3	Engines, Tractors, & Classes 2b-8	Engines, Tractors, & Truck, & Trailers	20% above Preferred Alternative Stringency	Accelerated Hybrid Adoption
Lake County, IN	SO _x	Maintenance	100	0.00	-6.94	-38.61	-44.43	-46.54	-48.15	-49.12	-49.64	-52.02	-60.07
Lake County, OH	SO _x	Maintenance	100	0.00	-0.26	-4.79	-5.06	-5.13	-5.19	-5.24	-5.27	-5.38	-5.60
Lake County, OR	PM ₁₀	Maintenance	100	0.00	-0.11	-0.59	-0.68	-0.72	-0.74	-0.76	-0.77	-0.80	-0.93
Lake Tahoe North Shore, CA	CO	Maintenance	100	0.00	-1.40	-2.62	-3.72	-4.17	-4.49	-4.66	-4.74	-5.20	-6.96
Lake Tahoe South Shore, CA	CO	Maintenance	100	0.00	-0.71	-5.03	-5.63	-5.84	-6.01	-6.11	-6.17	-6.42	-7.21
Lake Tahoe, NV	CO	Maintenance	100	0.00	-1.39	-1.75	-2.84	-3.28	-3.60	-3.76	-3.84	-4.29	-6.06
Lamar, CO	PM ₁₀	Maintenance	100	0.00	-0.21	-0.94	-1.12	-1.18	-1.23	-1.26	-1.28	-1.35	-1.61
Lame Deer, MT	PM ₁₀	Moderate	100	0.00	-0.10	-0.28	-0.36	-0.39	-0.41	-0.43	-0.43	-0.47	-0.59
Lancaster, PA	Ozone	Maintenance	100	0.00	-5.48	-107.16	-112.75	-114.18	-115.43	-116.65	-117.35	-119.58	-123.94
Lancaster, PA	PM _{2.5}	Nonattainment	100	0.00	-5.48	-107.16	-112.75	-114.18	-115.43	-116.65	-117.35	-119.58	-123.94
Lane County, OR	PM ₁₀	Moderate	100	0.00	-1.48	-0.96	-2.11	-2.58	-2.92	-3.08	-3.17	-3.64	-5.54
Lansing-East Lansing, MI	Ozone	Maintenance	100	0.00	-4.20	-82.36	-86.64	-87.74	-88.69	-89.63	-90.17	-91.88	-95.21
LaPorte, IN	Ozone	Maintenance	100	0.00	-2.81	-21.42	-23.85	-24.68	-25.33	-25.76	-25.99	-26.98	-30.08
Las Vegas, NV	CO	Serious	100	0.00	-2.76	-46.04	-48.75	-49.50	-50.13	-50.70	-51.02	-52.11	-54.51
Las Vegas, NV	Ozone	Former Subpart 1	50	0.00	-5.52	-47.65	-52.49	-54.12	-55.39	-56.26	-56.74	-58.71	-64.67
Lauderdale County, AL	SO _x	Maintenance	100	0.00	-1.88	-10.04	-11.62	-12.19	-12.63	-12.88	-13.02	-13.67	-15.86
Laurel Area (Yellowstone County), MT	SO _x	Nonattainment	100	0.00	-0.62	-0.56	-1.04	-1.24	-1.38	-1.45	-1.49	-1.69	-2.49
Libby, MT	PM ₁₀	Moderate	100	0.00	-0.08	-1.19	-1.26	-1.29	-1.30	-1.32	-1.33	-1.36	-1.43
Libby, MT	PM _{2.5}	Nonattainment	100	0.00	-0.08	-1.19	-1.26	-1.29	-1.30	-1.32	-1.33	-1.36	-1.43
Liberty-Clairton, PA	PM _{2.5}	Nonattainment	100	0.00	-2.65	-2.36	-4.42	-5.27	-5.89	-6.18	-6.33	-7.18	-10.58
Lima, OH	Ozone	Maintenance	100	0.00	-3.66	-18.36	-21.40	-22.52	-23.37	-23.86	-24.13	-25.38	-29.67
Longmont, CO	CO	Maintenance	100	0.00	-2.82	-9.48	-11.76	-12.63	-13.29	-13.64	-13.83	-14.77	-18.20
Lorain County, OH	SO _x	Maintenance	100	0.00	-0.49	-5.98	-6.44	-6.57	-6.69	-6.77	-6.82	-7.00	-7.48
Los Angeles South Coast Air Basin, CA	CO	Maintenance	100	0.00	-89.96	-4151.48	-4274.03	-4290.37	-4309.94	-4344.35	-4364.69	-4412.68	-4421.75
Los Angeles South Coast Air Basin, CA	NO _x	Maintenance	100	0.00	-89.96	-4151.48	-4274.03	-4290.37	-4309.94	-4344.35	-4364.69	-4412.68	-4421.75
Los Angeles South Coast Air Basin, CA	Ozone	Extreme	10	0.00	-89.96	-4151.48	-4274.03	-4290.37	-4309.94	-4344.35	-4364.69	-4412.68	-4421.75
Los Angeles South Coast Air Basin, CA	PM ₁₀	Serious	70	0.00	-89.96	-4151.48	-4274.03	-4290.37	-4309.94	-4344.35	-4364.69	-4412.68	-4421.75
Los Angeles South Coast Air Basin, CA	PM _{2.5}	Nonattainment	100	0.00	-89.96	-4151.48	-4274.03	-4290.37	-4309.94	-4344.35	-4364.69	-4412.68	-4421.75
Los Angeles-San Bernardino Counties (western Mohave), CA	Ozone	Moderate	50	0.00	-19.19	-51.01	-66.36	-72.36	-76.83	-79.16	-80.40	-86.72	-110.43
Louisville, KY-IN	Ozone	Maintenance	100	0.00	-8.68	-330.75	-341.67	-343.45	-345.37	-348.27	-349.97	-354.27	-356.97
Louisville, KY-IN	PM _{2.5}	Nonattainment	100	0.00	-8.41	-330.59	-341.30	-343.00	-344.85	-347.73	-349.41	-353.63	-355.98
Lowell, MA	CO	Maintenance	100	0.00	-1.54	-10.74	-12.06	-12.52	-12.88	-13.11	-13.23	-13.77	-15.50
Lucas County, OH	SO _x	Maintenance	100	0.00	-2.07	-33.94	-35.96	-36.53	-37.00	-37.42	-37.66	-38.48	-40.30
Lyons Township, IL	PM ₁₀	Maintenance	100	0.00	-5.91	-11.67	-16.35	-18.21	-19.58	-20.28	-20.64	-22.57	-29.97
Macon, GA	Ozone	Maintenance	100	0.00	-3.01	-29.03	-31.71	-32.59	-33.28	-33.77	-34.04	-35.13	-38.29
Macon, GA	PM _{2.5}	Nonattainment	100	0.00	-3.01	-29.03	-31.71	-32.59	-33.28	-33.77	-34.04	-35.13	-38.29
Madison and Page Counties (Shenandoah NP), VA	Ozone	Maintenance	100	0.00	-0.70	-0.65	-1.20	-1.42	-1.58	-1.66	-1.70	-1.93	-2.83
Madison, WI	SO _x	Maintenance	100	0.00	-1.44	-37.33	-38.91	-39.26	-39.58	-39.96	-40.18	-40.81	-41.72
Mammoth Lake, CA	PM ₁₀	Moderate	100	0.00	-0.36	-1.48	-1.78	-1.89	-1.98	-2.03	-2.05	-2.17	-2.61
Manchester, NH	CO	Maintenance	100	0.00	-0.73	-6.60	-7.24	-7.45	-7.62	-7.74	-7.80	-8.06	-8.84
Manitowoc County, WI	Ozone	Former Subpart 1	50	0.00	-1.32	-19.60	-20.87	-21.23	-21.54	-21.79	-21.94	-22.45	-23.66
Marion County, IN	SO _x	Maintenance	100	0.00	-3.63	-35.33	-38.57	-39.63	-40.46	-41.06	-41.39	-42.71	-46.53
Mariposa and Tuolumne Counties (Southern Mountain), CA	Ozone	Former Subpart 1	50	0.00	-2.32	-8.54	-10.42	-11.14	-11.68	-11.98	-12.14	-12.91	-15.72

Table D1-33 Emission Changes <u>a/</u> by Nonattainment Area with Alternative Standards for HD Vehicles Volatile Organic Compound (VOC) 2050													
Nonattainment Area	Pollutant	Status <u>c/</u>	General Conformity Threshold <u>d/</u>	Emissions Changes for Proposed Alternatives (tons/year)									
				Alt. 1	Alt. 2	Alt. 3	Alt. 4	Alt. 6A	Alt. 5	Alt. 6 <u>b/</u>	Alt. 7	Alt. 6B	Alt. 8
				No Action	Engine Only	Class 8 Tractors	Engines & Classes 7-8 Tractors	15% below Preferred Alternative Stringency	Engines, Classes 7-8 Tractors, & Classes 2b-3	Engines, Tractors, & Classes 2b-8	Engines, Tractors, & Trucks, & Trailers	20% above Preferred Alternative Stringency	Accelerated Hybrid Adoption
Martinsburg, WV-Hagerstown, MD	PM _{2.5}	Nonattainment	100	0.00	-4.37	-38.58	-42.42	-43.71	-44.72	-45.41	-45.79	-47.35	-52.05
Mason County, MI	Ozone	Maintenance	100	0.00	-0.83	-4.99	-5.69	-5.94	-6.14	-6.25	-6.32	-6.60	-7.56
Medford, OR	CO	Maintenance	100	0.00	-0.31	-8.45	-8.80	-8.88	-8.95	-9.03	-9.08	-9.22	-9.41
Medford-Ashland, OR	PM ₁₀	Maintenance	100	0.00	-0.47	-20.17	-20.79	-20.88	-20.98	-21.16	-21.26	-21.50	-21.58
Memphis, TN-AR	Ozone	Maintenance	100	0.00	-8.46	-121.98	-130.03	-132.38	-134.32	-135.94	-136.85	-140.11	-147.97
Memphis, TN	CO	Maintenance	100	0.00	-7.24	-111.37	-118.35	-120.34	-122.00	-123.43	-124.24	-127.05	-133.60
Miami (Gila County), AZ	SO _x	Maintenance	100	0.00	-0.80	-3.02	-3.68	-3.93	-4.11	-4.21	-4.27	-4.54	-5.50
Millinocket AQCR 109, ME	SO _x	Maintenance	100	0.00	-0.48	-0.90	-1.27	-1.42	-1.54	-1.59	-1.62	-1.78	-2.38
Milwaukee, WI	SO _x	Maintenance	100	0.00	-3.23	-52.26	-55.41	-56.29	-57.03	-57.69	-58.06	-59.33	-62.18
Milwaukee-Racine, WI	Ozone	Moderate	50	0.00	-7.63	-219.58	-228.26	-230.05	-231.75	-233.88	-235.11	-238.56	-242.79
Minneapolis-St Paul, MN	CO	Maintenance	100	0.00	-25.42	-672.56	-700.72	-706.85	-712.56	-719.27	-723.16	-734.37	-750.00
Minneapolis-St Paul, MN	SO _x	Maintenance	100	0.00	-18.74	-668.66	-691.65	-695.65	-699.80	-705.79	-709.29	-718.37	-725.38
Missoula, MT	CO	Maintenance	100	0.00	-1.19	-15.32	-16.43	-16.76	-17.04	-17.25	-17.38	-17.82	-18.98
Missoula, MT	PM ₁₀	Moderate	100	0.00	-1.19	-15.32	-16.43	-16.76	-17.04	-17.25	-17.38	-17.82	-18.98
Modesto, CA	CO	Maintenance	100	0.00	-1.64	-29.76	-31.40	-31.83	-32.20	-32.56	-32.76	-33.42	-34.78
Mohave County, AZ	PM ₁₀	Maintenance	100	0.00	-3.01	-15.65	-18.16	-19.08	-19.78	-20.19	-20.42	-21.44	-24.97
Mono Basin, CA	PM ₁₀	Moderate	100	0.00	-0.46	-0.44	-0.80	-0.94	-1.05	-1.10	-1.13	-1.28	-1.87
Morenci (Greenlee County), AZ	SO _x	Maintenance	100	0.00	-0.11	-0.31	-0.40	-0.43	-0.45	-0.47	-0.47	-0.51	-0.64
Morristown, NJ	CO	Maintenance	100	0.00	-0.69	-2.11	-2.67	-2.88	-3.04	-3.13	-3.18	-3.41	-4.26
Muhlenberg County, KY	SO _x	Maintenance	100	0.00	-2.01	-4.48	-6.07	-6.70	-7.17	-7.41	-7.53	-8.19	-10.69
Muncie, IN	Ozone	Maintenance	100	0.00	-3.43	-17.68	-20.53	-21.58	-22.38	-22.84	-23.10	-24.26	-28.28
Murray County (Chattahoochee NF), GA	Ozone	Maintenance	100	0.00	-0.74	-1.07	-1.65	-1.88	-2.06	-2.14	-2.18	-2.42	-3.36
Muscatine County, IA	SO _x	Maintenance	100	0.00	-0.50	-3.17	-3.59	-3.74	-3.86	-3.93	-3.97	-4.15	-4.72
Muskegon, MI	Ozone	Maintenance	100	0.00	-1.81	-23.00	-24.68	-25.19	-25.60	-25.93	-26.11	-26.79	-28.55
Nashua, NH	CO	Maintenance	100	0.00	-1.65	-5.96	-7.30	-7.81	-8.20	-8.41	-8.52	-9.07	-11.07
Nashville, TN	Ozone	Former Subpart 1	50	0.00	-10.43	-285.58	-297.25	-299.74	-302.08	-304.89	-306.52	-311.17	-317.32
Nevada County (western part), CA	Ozone	Former Subpart 1	50	0.00	-1.02	-9.19	-10.09	-10.39	-10.63	-10.79	-10.88	-11.25	-12.34
New Haven County, CT	PM ₁₀	Maintenance	100	0.00	-2.72	-10.99	-13.22	-14.06	-14.69	-15.04	-15.23	-16.14	-19.41
New Haven-Meriden-Waterbury, CT	CO	Maintenance	100	0.00	-6.13	-47.15	-52.45	-54.27	-55.68	-56.61	-57.12	-59.28	-66.05
New Manchester-Grant Magisterial District (Hancock County), WV	SO _x	Maintenance	100	0.00	-1.40	-1.29	-2.37	-2.82	-3.14	-3.30	-3.38	-3.83	-5.62
New York County, NY	PM ₁₀	Moderate	100	0.00	-8.27	-21.03	-27.63	-30.22	-32.15	-33.14	-33.67	-36.39	-46.63
New York-N. New Jersey-Long Island, NY-NJ-CT	CO	Maintenance	100	0.00	-46.33	-1099.15	-1148.83	-1160.38	-1170.83	-1182.31	-1188.93	-1208.76	-1240.55
New York-N. New Jersey-Long Island, NY-NJ-CT	PM _{2.5}	Nonattainment	100	0.00	-53.17	-1103.13	-1158.10	-1171.82	-1183.87	-1196.10	-1203.10	-1225.11	-1265.71
New York-northern New Jersey-Long Island, NY-NJ-CT	Ozone	Moderate	50	0.00	-48.52	-750.60	-797.45	-810.75	-821.83	-831.45	-836.89	-855.78	-899.52
Nogales, AZ	PM ₁₀	Moderate	100	0.00	-0.20	-4.73	-4.95	-5.00	-5.04	-5.09	-5.12	-5.21	-5.35
Norfolk-Virginia Beach-Newport News, VA	Ozone	Maintenance	100	0.00	-6.61	-67.96	-73.90	-75.81	-77.33	-78.44	-79.05	-81.47	-88.32
Ogden, UT	CO	Maintenance	100	0.00	-0.33	-7.36	-7.71	-7.79	-7.87	-7.95	-7.99	-8.13	-8.37
Ogden, UT	PM ₁₀	Moderate	100	0.00	-0.33	-7.36	-7.71	-7.79	-7.87	-7.95	-7.99	-8.13	-8.37
Oglesby, IL	PM ₁₀	Maintenance	100	0.00	-0.25	-0.41	-0.61	-0.68	-0.74	-0.77	-0.79	-0.87	-1.18
Olmsted County, MN	PM ₁₀	Maintenance	100	0.00	-0.43	-2.28	-2.64	-2.77	-2.87	-2.93	-2.96	-3.11	-3.61
Olympia, Tumwater, Lacey, WA	PM ₁₀	Maintenance	100	0.00	-0.69	-11.97	-12.65	-12.84	-13.00	-13.14	-13.22	-13.50	-14.08
Owens Valley, CA	PM ₁₀	Serious	70	0.00	-2.53	-1.85	-3.81	-4.61	-5.20	-5.48	-5.62	-6.43	-9.68
Pagosa Springs, CO	PM ₁₀	Maintenance	100	0.00	-0.06	-0.06	-0.10	-0.12	-0.13	-0.14	-0.14	-0.16	-0.23

Table D1-33 Emission Changes <u>a/</u> by Nonattainment Area with Alternative Standards for HD Vehicles Volatile Organic Compound (VOC) 2050													
Nonattainment Area	Pollutant	Status <u>c/</u>	General Conformity Threshold <u>d/</u>	Emissions Changes for Proposed Alternatives (tons/year)									
				Alt. 1	Alt. 2	Alt. 3	Alt. 4	Alt. 6A	Alt. 5	Alt. 6 <u>b/</u>	Alt. 7	Alt. 6B	Alt. 8
				No Action	Engine Only	Class 8 Tractors	Engines & Classes 7-8 Tractors	15% below Preferred Alternative Stringency	Engines, Classes 7-8 Tractors, & Classes 2b-3	Engines, Tractors, & Classes 2b-8	Engines, Tractors, & Trucks, & Trailers	20% above Preferred Alternative Stringency	Accelerated Hybrid Adoption
Parkersburg-Marietta, WV-OH	Ozone	Maintenance	100	0.00	-2.45	-46.44	-48.92	-49.57	-50.12	-50.66	-50.97	-51.96	-53.95
Parkersburg-Marietta, WV-OH	PM _{2.5}	Nonattainment	100	0.00	-2.45	-46.44	-48.92	-49.57	-50.12	-50.66	-50.97	-51.96	-53.95
Payson, AZ	PM ₁₀	Maintenance	100	0.00	-0.23	-1.75	-1.96	-2.02	-2.08	-2.11	-2.13	-2.21	-2.47
Penns Grove, NJ	CO	Maintenance	100	0.00	-0.15	-0.14	-0.26	-0.30	-0.34	-0.36	-0.36	-0.41	-0.61
Peoria, IL	SO _x	Maintenance	100	0.00	-0.64	-13.79	-14.46	-14.62	-14.76	-14.91	-15.00	-15.27	-15.74
Perth Amboy, NJ	CO	Maintenance	100	0.00	-2.02	-7.51	-9.16	-9.78	-10.25	-10.51	-10.65	-11.33	-13.77
Philadelphia-Camden County, PA-NJ	CO	Maintenance	100	0.00	-4.63	-37.05	-41.07	-42.44	-43.51	-44.22	-44.61	-46.25	-51.33
Phildelphia-Wilmington, PA-NY-DE	PM _{2.5}	Nonattainment	100	0.00	-29.30	-392.89	-420.40	-428.62	-435.33	-440.78	-443.84	-454.96	-482.95
Phildelphia-Wilmington-Atlantic City, PA-NY-MD-DE	Ozone	Moderate	50	0.00	-35.93	-527.57	-561.90	-571.83	-580.05	-587.00	-590.92	-604.78	-637.90
Phoenix, AZ	CO	Maintenance	100	0.00	-17.08	-883.15	-907.64	-910.46	-914.14	-921.25	-925.46	-935.02	-934.27
Phoenix, AZ	PM ₁₀	Serious	70	0.00	-17.08	-883.15	-907.64	-910.46	-914.14	-921.25	-925.46	-935.02	-934.27
Phoenix-Mesa, AZ	Ozone	Former Subpart 1	50	0.00	-11.60	-451.55	-466.27	-468.63	-471.18	-475.11	-477.42	-483.22	-486.57
Pierce County, WA	PM ₁₀	Maintenance	100	0.00	-1.77	-1.94	-3.32	-3.88	-4.30	-4.49	-4.60	-5.17	-7.42
Pinehurst, ID	PM ₁₀	Moderate	100	0.00	-0.10	-0.15	-0.23	-0.26	-0.28	-0.30	-0.30	-0.33	-0.46
Pittsburgh, PA	CO	Maintenance	100	0.00	-2.67	-3.66	-5.75	-6.59	-7.22	-7.52	-7.68	-8.54	-11.93
Pittsburgh-Beaver Valley, PA	Ozone	Former Subpart 1	50	0.00	-14.94	-357.77	-373.83	-377.55	-380.92	-384.64	-386.79	-393.20	-403.37
Pittsburgh-Beaver Valley, PA	PM _{2.5}	Nonattainment	100	0.00	-13.70	-357.04	-372.15	-375.47	-378.55	-382.14	-384.21	-390.23	-398.79
Polk County, TN	SO _x	Maintenance	100	0.00	-2.11	-3.75	-5.41	-6.08	-6.57	-6.82	-6.94	-7.63	-10.29
Polson, MT	PM ₁₀	Moderate	100	0.00	-0.10	-0.49	-0.57	-0.60	-0.62	-0.63	-0.64	-0.67	-0.78
Portland, ME	Ozone	Maintenance	100	0.00	-3.23	-80.50	-84.02	-84.81	-85.54	-86.36	-86.84	-88.24	-90.35
Portland, OR	CO	Maintenance	100	0.00	-4.07	-93.42	-97.74	-98.77	-99.69	-100.68	-101.25	-102.97	-105.85
Portneuf Valley, ID	PM ₁₀	Maintenance	100	0.00	-0.41	-4.27	-4.64	-4.75	-4.85	-4.92	-4.95	-5.10	-5.52
Poughkeepsie, NY	Ozone	Moderate	50	0.00	-8.32	-80.46	-87.87	-90.30	-92.21	-93.57	-94.33	-97.34	-106.09
Presque Isle, ME	PM ₁₀	Maintenance	100	0.00	-0.30	-1.24	-1.49	-1.58	-1.65	-1.69	-1.71	-1.81	-2.18
Providence (entire State), RI	Ozone	Moderate	50	0.00	-5.93	-37.20	-42.22	-44.01	-45.38	-46.23	-46.69	-48.74	-55.51
Provo, UT	CO	Maintenance	100	0.00	-0.98	-10.83	-11.72	-12.00	-12.23	-12.40	-12.49	-12.85	-13.85
Raleigh-Durham, NC	CO	Maintenance	100	0.00	-4.80	-149.35	-154.95	-156.04	-157.11	-158.51	-159.33	-161.55	-163.91
Raleigh-Durham-Chapel Hill, NC	Ozone	Maintenance	100	0.00	-8.26	-228.25	-237.52	-239.48	-241.33	-243.58	-244.87	-248.56	-253.39
Ramsey County, MN	PM ₁₀	Maintenance	100	0.00	-2.39	-1.58	-3.42	-4.19	-4.74	-5.00	-5.14	-5.90	-8.98
Reading, PA	Ozone	Maintenance	100	0.00	-6.60	-87.52	-93.71	-95.56	-97.07	-98.30	-98.98	-101.48	-107.81
Reading, PA	PM _{2.5}	Nonattainment	100	0.00	-6.60	-87.52	-93.71	-95.56	-97.07	-98.30	-98.98	-101.48	-107.81
Reno, NV	CO	Maintenance	100	0.00	-0.87	-14.30	-15.15	-15.38	-15.58	-15.76	-15.86	-16.20	-16.96
Rhineland (Oneida County), WI	SO _x	Maintenance	100	0.00	-0.23	-0.33	-0.51	-0.58	-0.64	-0.67	-0.68	-0.75	-1.05
Richmond-Petersburg, VA	Ozone	Maintenance	100	0.00	-4.40	-67.48	-71.72	-72.93	-73.93	-74.80	-75.29	-77.01	-80.99
Rillito, AZ	PM ₁₀	Moderate	100	0.00	-2.68	-5.55	-7.68	-8.52	-9.14	-9.46	-9.63	-10.50	-13.85
Riverside County (Coachella Valley), CA	Ozone	Severe	25	0.00	-8.04	-46.29	-53.05	-55.49	-57.35	-58.47	-59.08	-61.85	-71.13
Roanoke, VA	Ozone	Former Subpart 1	50	0.00	-2.27	-31.04	-33.18	-33.82	-34.34	-34.76	-35.00	-35.86	-38.01
Rochester (Olmsted County), MN	SO _x	Maintenance	100	0.00	-0.53	-9.57	-10.10	-10.24	-10.35	-10.47	-10.53	-10.74	-11.18
Rochester, NY	Ozone	Former Subpart 1	50	0.00	-5.70	-76.64	-81.99	-83.59	-84.90	-85.96	-86.55	-88.72	-94.15
Rocky Mount, NC	Ozone	Maintenance	100	0.00	-1.85	-22.37	-24.07	-24.60	-25.02	-25.35	-25.54	-26.23	-28.05
Rome, GA	PM _{2.5}	Nonattainment	100	0.00	-2.83	-11.21	-13.52	-14.39	-15.05	-15.42	-15.61	-16.56	-19.96
Ronan, MT	PM ₁₀	Moderate	100	0.00	-0.09	-0.22	-0.29	-0.32	-0.34	-0.35	-0.36	-0.39	-0.50
Rothschild, Rib Mountain, Weston (Marathon County), WI	SO _x	Maintenance	100	0.00	-0.80	-0.80	-1.43	-1.68	-1.87	-1.96	-2.01	-2.26	-3.29

Table D1-33 Emission Changes <u>a/</u> by Nonattainment Area with Alternative Standards for HD Vehicles Volatile Organic Compound (VOC) 2050													
Nonattainment Area	Pollutant	Status <u>c/</u>	General Conformity Threshold <u>d/</u>	Emissions Changes for Proposed Alternatives (tons/year)									
				Alt. 1	Alt. 2	Alt. 3	Alt. 4	Alt. 6A	Alt. 5	Alt. 6 <u>b/</u>	Alt. 7	Alt. 6B	Alt. 8
				No Action	Engine Only	Class 8 Tractors	Engines & Classes 7-8 Tractors	15% below Preferred Alternative Stringency	Engines, Classes 7-8 Tractors, & Classes 2b-3	Engines, Tractors, & Classes 2b-8	Engines, Tractors, & Truck, & Trailers	20% above Preferred Alternative Stringency	Accelerated Hybrid Adoption
Sacramento County, CA	PM ₁₀	Moderate	100	0.00	-9.78	-126.46	-135.58	-138.33	-140.57	-142.36	-143.37	-147.06	-156.52
Sacramento Metro, CA	Ozone	Severe	25	0.00	-12.92	-222.02	-234.78	-238.26	-241.20	-243.90	-245.43	-250.56	-261.63
Sacramento, CA	CO	Maintenance	100	0.00	-5.23	-131.77	-137.48	-138.76	-139.93	-141.27	-142.05	-144.32	-147.71
Salem, OR	CO	Maintenance	100	0.00	-0.64	-11.24	-11.88	-12.05	-12.20	-12.33	-12.41	-12.66	-13.21
Salt Lake City, UT	CO	Maintenance	100	0.00	-2.55	-14.34	-16.48	-17.25	-17.84	-18.20	-18.39	-19.27	-22.22
Salt Lake County, UT	PM ₁₀	Moderate	100	0.00	-5.83	-126.66	-132.76	-134.25	-135.57	-136.94	-137.73	-140.18	-144.49
Salt Lake County, UT	SO _x	Nonattainment	100	0.00	-5.49	-126.45	-132.29	-133.67	-134.91	-136.24	-137.01	-139.34	-143.21
San Antonio, TX	Ozone	Former Subpart 1	50	0.00	-14.52	-180.33	-193.78	-197.89	-201.23	-203.84	-205.30	-210.75	-224.99
San Bernardino County, CA	PM ₁₀	Moderate	100	0.00	-22.11	-39.02	-56.45	-63.43	-68.58	-71.15	-72.50	-79.68	-107.52
San Diego, CA	CO	Maintenance	100	0.00	-15.66	-456.00	-473.88	-477.53	-481.03	-485.42	-487.96	-495.06	-503.60
San Diego, CA	Ozone	Former Subpart 1	50	0.00	-16.02	-456.21	-474.37	-478.13	-481.72	-486.14	-488.71	-495.93	-504.93
San Francisco Bay Area, CA	Ozone	Marginal	50	0.00	-35.71	-357.13	-389.09	-399.47	-407.70	-413.61	-416.88	-429.87	-467.16
San Francisco-Oakland-San Jose, CA	CO	Maintenance	100	0.00	-31.48	-422.57	-452.13	-460.96	-468.17	-474.03	-477.32	-489.27	-519.34
San Joaquin Valley, CA	Ozone	Extreme	10	0.00	-50.18	-1267.38	-1322.18	-1334.46	-1345.74	-1358.64	-1366.09	-1387.94	-1420.35
San Joaquin Valley, CA	PM ₁₀	Maintenance	100	0.00	-50.18	-1267.38	-1322.18	-1334.46	-1345.74	-1358.64	-1366.09	-1387.94	-1420.35
San Joaquin Valley, CA	PM _{2.5}	Nonattainment	100	0.00	-50.18	-1267.38	-1322.18	-1334.46	-1345.74	-1358.64	-1366.09	-1387.94	-1420.35
San Manuel (Pinal County), AZ	SO _x	Maintenance	100	0.00	-2.77	-5.34	-7.53	-8.40	-9.05	-9.37	-9.54	-10.44	-13.91
Sanders County (part);Thompson Falls and vicinity, MT	PM ₁₀	Moderate	100	0.00	-0.07	-0.12	-0.17	-0.19	-0.21	-0.21	-0.22	-0.24	-0.32
Scranton-Wilkes Barre, PA	Ozone	Maintenance	100	0.00	-4.97	-92.76	-97.76	-99.07	-100.20	-101.28	-101.90	-103.91	-107.97
Seattle-Tacoma, WA	CO	Maintenance	100	0.00	-12.20	-313.75	-327.15	-330.12	-332.87	-336.04	-337.87	-343.21	-350.95
Sheboygan, WI	Ozone	Moderate	50	0.00	-1.19	-20.63	-21.80	-22.12	-22.39	-22.64	-22.78	-23.26	-24.27
Sheridan, WY	PM ₁₀	Moderate	100	0.00	-0.43	-2.56	-2.92	-3.05	-3.15	-3.21	-3.24	-3.39	-3.88
Shoshone County, ID	PM ₁₀	Moderate	100	0.00	-0.10	-0.06	-0.14	-0.17	-0.19	-0.20	-0.21	-0.24	-0.37
Somerville, NJ	CO	Maintenance	100	0.00	-0.39	-1.06	-1.37	-1.49	-1.58	-1.63	-1.65	-1.78	-2.26
South Bend-Elkhart, IN	Ozone	Maintenance	100	0.00	-5.22	-59.52	-64.28	-65.78	-66.98	-67.88	-68.39	-70.32	-75.58
Southeast Chicago, IL	PM ₁₀	Maintenance	100	0.00	-6.36	-23.01	-28.17	-30.15	-31.63	-32.44	-32.87	-34.99	-42.69
Spokane County, WA	PM ₁₀	Maintenance	100	0.00	-1.60	-31.19	-32.83	-33.25	-33.61	-33.97	-34.17	-34.82	-36.10
Spokane, WA	CO	Maintenance	100	0.00	-1.60	-30.84	-32.47	-32.89	-33.25	-33.60	-33.81	-34.46	-35.74
Springfield (western MA), MA	Ozone	Moderate	50	0.00	-5.98	-97.23	-103.07	-104.69	-106.06	-107.27	-107.96	-110.31	-115.58
Springfield, MA	CO	Maintenance	100	0.00	-0.65	-14.71	-15.39	-15.56	-15.70	-15.86	-15.95	-16.22	-16.68
St Louis, MO	CO	Maintenance	100	0.00	-10.88	-119.48	-129.35	-132.48	-134.99	-136.85	-137.89	-141.90	-152.98
St Louis, MO-IL	Ozone	Moderate	50	0.00	-20.92	-414.35	-435.72	-441.18	-445.93	-450.62	-453.31	-461.88	-478.37
St. Louis, MO-IL	PM _{2.5}	Nonattainment	100	0.00	-20.86	-411.65	-432.94	-438.39	-443.12	-447.79	-450.46	-459.00	-475.48
State College, PA	Ozone	Maintenance	100	0.00	-1.31	-32.35	-33.77	-34.10	-34.39	-34.72	-34.92	-35.48	-36.35
Steamboat Springs, CO	PM ₁₀	Maintenance	100	0.00	-0.15	-2.27	-2.42	-2.46	-2.49	-2.52	-2.54	-2.59	-2.73
Steubenville & Mingo Junction, OH	SO _x	Maintenance	100	0.00	-0.76	-5.35	-6.00	-6.23	-6.41	-6.52	-6.58	-6.84	-7.70
Steubenville-Weirton, OH-WV	Ozone	Maintenance	100	0.00	-3.55	-21.02	-24.01	-25.09	-25.91	-26.41	-26.68	-27.91	-31.99
Steubenville-Weirton, OH-WV	PM _{2.5}	Nonattainment	100	0.00	-3.55	-21.02	-24.01	-25.09	-25.91	-26.41	-26.68	-27.91	-31.99
Stockton, CA	CO	Maintenance	100	0.00	-1.87	-41.32	-43.28	-43.76	-44.18	-44.62	-44.88	-45.67	-47.03
Sutter County (Sutter Buttes), CA	Ozone	Former Subpart 1	50	0.00	-0.08	-0.05	-0.11	-0.13	-0.15	-0.16	-0.16	-0.19	-0.29
Syracuse, NY	CO	Maintenance	100	0.00	-2.81	-31.02	-33.57	-34.38	-35.03	-35.51	-35.78	-36.82	-39.68
Telluride, CO	PM ₁₀	Maintenance	100	0.00	-0.04	-0.26	-0.29	-0.30	-0.31	-0.32	-0.32	-0.33	-0.38
Terre Haute, IN	Ozone	Maintenance	100	0.00	-2.00	-16.02	-17.76	-18.35	-18.81	-19.12	-19.29	-20.00	-22.19

Nonattainment Area	Pollutant	Status ^{c/}	General Conformity Threshold ^{d/}	Emissions Changes for Proposed Alternatives (tons/year)									
				Alt. 1	Alt. 2	Alt. 3	Alt. 4	Alt. 6A	Alt. 5	Alt. 6 ^{b/}	Alt. 7	Alt. 6B	Alt. 8
				No Action	Engine Only	Class 8 Tractors	Engines & Classes 7-8 Tractors	15% below Preferred Alternative Stringency	Engines, Classes 7-8 Tractors, & Classes 2b-3	Engines, Tractors, & Classes 2b-8	Engines, Tractors, & Trailers	20% above Preferred Alternative Stringency	Accelerated Hybrid Adoption
Tioga County, PA	Ozone	Maintenance	100	0.00	-1.66	-7.65	-9.01	-9.52	-9.91	-10.13	-10.25	-10.81	-12.77
Toledo, OH	Ozone	Maintenance	100	0.00	-8.94	-78.09	-85.95	-88.58	-90.64	-92.05	-92.83	-96.02	-105.65
Toms River, NJ	CO	Maintenance	100	0.00	-0.53	-3.84	-4.29	-4.45	-4.57	-4.65	-4.69	-4.88	-5.47
Tooele County, UT	SO _x	Nonattainment	100	0.00	-4.76	-13.11	-16.93	-18.42	-19.52	-20.11	-20.41	-21.98	-27.85
Trenton, NJ	CO	Maintenance	100	0.00	-0.90	-9.56	-10.37	-10.63	-10.83	-10.99	-11.07	-11.40	-12.32
Trona, CA	PM ₁₀	Moderate	100	0.00	-5.14	-3.21	-7.18	-8.82	-10.02	-10.58	-10.87	-12.51	-19.14
Tucson, AZ	CO	Maintenance	100	0.00	-3.62	-76.56	-80.32	-81.25	-82.07	-82.91	-83.39	-84.90	-87.62
Utah County, UT	PM ₁₀	Moderate	100	0.00	-3.90	-31.75	-35.14	-36.29	-37.19	-37.80	-38.13	-39.51	-43.77
Vancouver, WA	CO	Maintenance	100	0.00	-2.85	-36.14	-38.79	-39.60	-40.25	-40.77	-41.06	-42.14	-44.92
Ventura County, CA	Ozone	Serious	50	0.00	-17.07	-56.47	-70.27	-75.57	-79.54	-81.68	-82.82	-88.49	-109.29
Vermillion County, IN	PM ₁₀	Maintenance	100	0.00	-1.21	-1.92	-2.87	-3.25	-3.53	-3.67	-3.74	-4.13	-5.66
Vigo County, IN	SO _x	Maintenance	100	0.00	-2.00	-16.02	-17.76	-18.35	-18.81	-19.12	-19.29	-20.00	-22.19
Wallula, WA	PM ₁₀	Maintenance	100	0.00	-0.30	-0.17	-0.40	-0.50	-0.57	-0.60	-0.62	-0.71	-1.09
Waltham, MA	CO	Maintenance	100	0.00	-1.47	-5.32	-6.52	-6.97	-7.32	-7.50	-7.60	-8.10	-9.88
Warren County, NJ	SO _x	Maintenance	100	0.00	-1.32	-5.41	-6.49	-6.90	-7.21	-7.38	-7.47	-7.92	-9.50
Warren County, PA	SO _x	Nonattainment	100	0.00	-0.10	-1.52	-1.62	-1.64	-1.67	-1.69	-1.70	-1.73	-1.82
Washington County (Hagerstown), MD	Ozone	Former Subpart 1	50	0.00	-3.19	-16.59	-19.25	-20.23	-20.97	-21.40	-21.64	-22.73	-26.47
Washington, DC-MD-VA	CO	Maintenance	100	0.00	-12.12	-624.71	-642.06	-644.07	-646.68	-651.71	-654.69	-661.47	-660.98
Washington, DC-MD-VA	Ozone	Moderate	50	0.00	-18.22	-628.26	-650.33	-654.28	-658.31	-664.01	-667.34	-676.06	-683.43
Washington, DC-MD-VA	PM _{2.5}	Nonattainment	100	0.00	-18.22	-628.26	-650.33	-654.28	-658.31	-664.01	-667.34	-676.06	-683.43
Washoe County, NV	PM ₁₀	Serious	70	0.00	-0.87	-14.30	-15.15	-15.38	-15.58	-15.76	-15.86	-16.20	-16.96
Waterford Township (Washington County), OH	SO _x	Maintenance	100	0.00	-0.70	-1.17	-1.73	-1.95	-2.11	-2.19	-2.24	-2.46	-3.35
Wayne County, IN	SO _x	Maintenance	100	0.00	-1.43	-10.71	-11.94	-12.37	-12.70	-12.91	-13.03	-13.53	-15.12
Wayne County, MI	PM ₁₀	Maintenance	100	0.00	-5.18	-20.12	-24.34	-25.94	-27.15	-27.81	-28.17	-29.90	-36.14
Weirton, WV	PM ₁₀	Maintenance	100	0.00	-1.13	-2.08	-2.97	-3.32	-3.59	-3.72	-3.79	-4.15	-5.57
Weirton, WV	SO _x	Maintenance	100	0.00	-1.49	-2.29	-3.46	-3.93	-4.28	-4.45	-4.54	-5.02	-6.91
Wheeling, WV-OH	Ozone	Maintenance	100	0.00	-3.76	-47.93	-51.42	-52.48	-53.35	-54.03	-54.41	-55.83	-59.48
Wheeling, WV-OH	PM _{2.5}	Nonattainment	100	0.00	-3.76	-47.93	-51.42	-52.48	-53.35	-54.03	-54.41	-55.83	-59.48
Winston-Salem, NC	CO	Maintenance	100	0.00	-3.43	-44.43	-47.63	-48.60	-49.39	-50.02	-50.37	-51.67	-54.99
Worcester, MA	CO	Maintenance	100	0.00	-1.10	-23.55	-24.70	-24.98	-25.23	-25.49	-25.63	-26.09	-26.92
Yakima County, WA	PM ₁₀	Maintenance	100	0.00	-0.98	-9.71	-10.59	-10.88	-11.11	-11.27	-11.36	-11.72	-12.75
Yakima, WA	CO	Maintenance	100	0.00	-0.92	-4.86	-5.63	-5.91	-6.12	-6.25	-6.32	-6.63	-7.71
York, PA	Ozone	Maintenance	100	0.00	-5.94	-88.14	-93.82	-95.46	-96.82	-97.97	-98.62	-100.92	-106.36
York, PA	PM _{2.5}	Nonattainment	100	0.00	-5.04	-87.61	-92.60	-93.95	-95.10	-96.16	-96.76	-98.76	-103.05
Youngstown-Warren-Sharon, OH-PA	Ozone	Maintenance	100	0.00	-6.25	-93.31	-99.30	-101.02	-102.45	-103.67	-104.36	-106.78	-112.51
Yuma, AZ	PM ₁₀	Moderate	100	0.00	-1.15	-21.89	-23.05	-23.35	-23.61	-23.87	-24.01	-24.48	-25.41

^{a/} Negative emissions changes indicate reductions; positive emissions changes are increases. Values of less than 0.005 tons/year are rounded to zero.

^{b/} Preferred Alternative

^{c/} Pollutants for which the area is designated nonattainment or maintenance as of 2010. Source: 40 CFR 81.

^{d/} Emissions thresholds in tons/year of: CO in CO maintenance and nonattainment areas; VOC or NO_x in ozone maintenance and nonattainment areas; primary PM_{2.5} in PM_{2.5} maintenance and nonattainment areas; primary PM₁₀ in PM₁₀ maintenance and nonattainment areas; and SO₂ in SO₂ maintenance and nonattainment areas. Source: 40 CFR § 93.153. These thresholds are provided for information only; a general conformity determination is not required for the proposed actions. (See section 3.3.1.)

Source: EPA (U.S. Environmental Protection Agency). 2010. The Green Book Nonattainment Areas. Washington, District of Columbia. Last Revised: June 16, 2010. U.S. Environmental Protection Agency. Available: <http://www.epa.gov/oaqps001/greenbk/>. Accessed: August 6, 2010.

Table D2-1 Emission Changes <u>a/</u> (for Cumulative Impacts) by Nonattainment Area with Alternative Standards for HD Vehicles Acetaldehyde 2018														
Nonattainment Area	Pollutant	Status <u>c/</u>	General Conformity Threshold <u>d/</u>	Emissions Changes for Cumulative Impacts (tons/year)										
				Alt. 1	Alt. 2	Alt. 3	Alt. 4	Alt. 6A	Alt. 5	Alt. 6 <u>b/</u>	Alt. 7	Alt. 6B	Alt. 8	
				No Action	Engine Only	Class 8 Tractors	Engines & Classes 7-8 Tractors	15% below Preferred Alternative Stringency	Engines, Classes 7-8 Tractors, & Classes 2b-3	Engines, Tractors, & Classes 2b-8	Engines, Tractors, & Truck, & Trailers	20% above Preferred Alternative Stringency	Accelerated Hybrid Adoption	
Addison Township (Gallia County), OH	SO _x	Maintenance	100	0.00	0.00	0.00	0.00	0.00	0.00	0.00	0.00	0.00	0.00	0.00
Ajo (Pima County), AZ	PM ₁₀	Moderate	100	0.00	0.00	-0.02	-0.02	-0.02	-0.02	-0.02	-0.02	-0.02	-0.02	-0.02
Ajo (Pima County), AZ	SO _x	Maintenance	100	0.00	0.00	-0.02	-0.02	-0.02	-0.02	-0.02	-0.02	-0.02	-0.02	-0.02
Albany-Schenectady-Troy, NY	Ozone	Former Subpart 1	50	0.00	0.04	-3.04	-3.10	-3.10	-3.10	-3.10	-3.10	-3.10	-3.10	-3.10
Albuquerque, NM	CO	Maintenance	100	0.00	0.02	-1.41	-1.44	-1.44	-1.44	-1.44	-1.44	-1.44	-1.44	-1.44
Allegan County, MI	Ozone	Former Subpart 1	50	0.00	0.00	-0.34	-0.34	-0.34	-0.34	-0.34	-0.34	-0.34	-0.34	-0.34
Allentown-Bethlehem-Easton, PA	Ozone	Maintenance	100	0.00	0.02	-1.42	-1.44	-1.44	-1.44	-1.44	-1.44	-1.44	-1.44	-1.44
Altoona, PA	Ozone	Maintenance	100	0.00	0.00	-0.25	-0.26	-0.26	-0.26	-0.26	-0.26	-0.26	-0.26	-0.26
Amador and Calveras Counties (Central Mountain), CA	Ozone	Former Subpart 1	50	0.00	0.00	-0.36	-0.37	-0.37	-0.37	-0.37	-0.37	-0.37	-0.37	-0.37
Anchorage, AK	CO	Maintenance	100	0.00	0.00	-0.33	-0.33	-0.33	-0.33	-0.33	-0.33	-0.33	-0.33	-0.33
Anthony, NM	PM ₁₀	Moderate	100	0.00	0.00	-0.02	-0.02	-0.02	-0.02	-0.02	-0.02	-0.02	-0.02	-0.02
Armstrong County, PA	SO _x	Nonattainment	100	0.00	0.00	-0.01	-0.01	-0.01	-0.01	-0.01	-0.01	-0.01	-0.01	-0.01
Aspen, CO	PM ₁₀	Maintenance	100	0.00	0.00	-0.02	-0.02	-0.02	-0.02	-0.02	-0.02	-0.02	-0.02	-0.02
Atlanta, GA	Ozone	Moderate	50	0.00	0.41	-31.30	-31.91	-31.89	-31.89	-31.89	-31.89	-31.88	-31.89	-31.88
Atlanta, GA	PM _{2.5}	Nonattainment	100	0.00	0.41	-31.30	-31.91	-31.89	-31.89	-31.89	-31.89	-31.88	-31.89	-31.88
Atlantic City, NJ	CO	Maintenance	100	0.00	0.00	-0.12	-0.13	-0.13	-0.13	-0.13	-0.13	-0.13	-0.13	-0.13
Bakersfield, CA	CO	Maintenance	100	0.00	0.01	-1.03	-1.05	-1.05	-1.05	-1.05	-1.05	-1.05	-1.05	-1.05
Baltimore, MD	CO	Maintenance	100	0.00	0.19	-14.12	-14.39	-14.38	-14.38	-14.38	-14.38	-14.38	-14.38	-14.38
Baltimore, MD	Ozone	Moderate	50	0.00	0.19	-14.12	-14.39	-14.38	-14.38	-14.38	-14.38	-14.38	-14.38	-14.38
Baltimore, MD	PM _{2.5}	Nonattainment	100	0.00	0.19	-14.12	-14.39	-14.38	-14.38	-14.38	-14.38	-14.38	-14.38	-14.38
Baton Rouge, LA	Ozone	Moderate	50	0.00	0.02	-1.70	-1.74	-1.73	-1.73	-1.73	-1.73	-1.73	-1.73	-1.73
Beaumont-Port Arthur, TX	Ozone	Moderate	50	0.00	0.01	-0.97	-0.98	-0.98	-0.98	-0.98	-0.98	-0.98	-0.98	-0.98
Benton County, TN	SO _x	Maintenance	100	0.00	0.00	0.00	0.00	0.00	0.00	0.00	0.00	0.00	0.00	0.00
Benton Harbor, MI	Ozone	Maintenance	100	0.00	0.01	-0.45	-0.46	-0.46	-0.46	-0.46	-0.46	-0.46	-0.46	-0.46
Benzie County, MI	Ozone	Maintenance	100	0.00	0.00	-0.05	-0.05	-0.05	-0.05	-0.05	-0.05	-0.05	-0.05	-0.05
Berkeley and Jefferson Counties, WV	Ozone	Maintenance	100	0.00	0.00	-0.35	-0.35	-0.35	-0.35	-0.35	-0.35	-0.35	-0.35	-0.35
Billings, MT	CO	Maintenance	100	0.00	0.00	-0.17	-0.18	-0.18	-0.18	-0.18	-0.18	-0.18	-0.18	-0.18
Birmingham, AL	Ozone	Maintenance	100	0.00	0.07	-4.92	-5.02	-5.02	-5.02	-5.02	-5.02	-5.02	-5.02	-5.02
Birmingham, AL	PM _{2.5}	Nonattainment	100	0.00	0.07	-4.92	-5.02	-5.02	-5.02	-5.02	-5.02	-5.02	-5.02	-5.02
Boise-Northern Ada County, ID	CO	Maintenance	100	0.00	0.02	-1.52	-1.55	-1.55	-1.55	-1.55	-1.55	-1.55	-1.55	-1.55
Boise-Northern Ada County, ID	PM ₁₀	Maintenance	100	0.00	0.02	-1.52	-1.55	-1.55	-1.55	-1.55	-1.55	-1.55	-1.55	-1.55
Bonner County (Sandpoint), ID	PM ₁₀	Moderate	100	0.00	0.00	-0.04	-0.04	-0.04	-0.04	-0.04	-0.04	-0.04	-0.04	-0.04
Boston, MA	CO	Maintenance	100	0.00	0.03	-2.05	-2.09	-2.09	-2.09	-2.09	-2.09	-2.09	-2.09	-2.09
Boston-Lawrence-Worcester (eastern MA), MA	Ozone	Moderate	50	0.00	0.16	-12.17	-12.41	-12.40	-12.40	-12.40	-12.40	-12.40	-12.40	-12.40
Boston-Manchester-Portsmouth (southeast NH), NH	Ozone	Moderate	50	0.00	0.02	-1.53	-1.56	-1.56	-1.56	-1.56	-1.56	-1.56	-1.56	-1.56
Boyd County (part), KY	SO _x	Maintenance	100	0.00	0.00	-0.02	-0.02	-0.02	-0.02	-0.02	-0.02	-0.02	-0.02	-0.02
Buffalo-Niagara Falls, NY	Ozone	Former Subpart 1	50	0.00	0.04	-2.79	-2.84	-2.84	-2.84	-2.84	-2.84	-2.84	-2.84	-2.84
Burlington, NJ	CO	Maintenance	100	0.00	0.00	-0.02	-0.02	-0.02	-0.02	-0.02	-0.02	-0.02	-0.02	-0.02
Butte, MT	PM ₁₀	Moderate	100	0.00	0.00	-0.05	-0.05	-0.05	-0.05	-0.05	-0.05	-0.05	-0.05	-0.05
Canon City, CO	PM ₁₀	Maintenance	100	0.00	0.00	-0.04	-0.05	-0.05	-0.05	-0.05	-0.05	-0.05	-0.05	-0.05
Canton-Massillon, OH	Ozone	Maintenance	100	0.00	0.02	-1.44	-1.46	-1.46	-1.46	-1.46	-1.46	-1.46	-1.46	-1.46
Canton-Massillon, OH	PM _{2.5}	Nonattainment	100	0.00	0.02	-1.44	-1.46	-1.46	-1.46	-1.46	-1.46	-1.46	-1.46	-1.46
Case County, MI	Ozone	Maintenance	100	0.00	0.00	-0.11	-0.11	-0.11	-0.11	-0.11	-0.11	-0.11	-0.11	-0.11

Table D2-1 Emission Changes <u>a/</u> (for Cumulative Impacts) by Nonattainment Area with Alternative Standards for HD Vehicles Acetaldehyde 2018														
Nonattainment Area	Pollutant	Status <u>c/</u>	General Conformity Threshold <u>d/</u>	Emissions Changes for Cumulative Impacts (tons/year)										
				Alt. 1	Alt. 2	Alt. 3	Alt. 4	Alt. 6A	Alt. 5	Alt. 6 <u>b/</u>	Alt. 7	Alt. 6B	Alt. 8	
				No Action	Engine Only	Class 8 Tractors	Engines & Classes 7-8 Tractors	15% below Preferred Alternative Stringency	Engines, Classes 7-8 Tractors, & Classes 2b-3	Engines, Tractors, & Classes 2b-8	Engines, Tractors, & Truck, & Trailers	20% above Preferred Alternative Stringency	Accelerated Hybrid Adoption	
Center Township (Morgan County), OH	SO _x	Maintenance	100	0.00	0.00	0.00	0.00	0.00	0.00	0.00	0.00	0.00	0.00	0.00
Central Steptoe Valley (White Pine County), NV	SO _x	Maintenance	100	0.00	0.00	-0.02	-0.02	-0.02	-0.02	-0.02	-0.02	-0.02	-0.02	-0.02
Charleston, WV	Ozone	Maintenance	100	0.00	0.02	-1.37	-1.39	-1.39	-1.39	-1.39	-1.39	-1.39	-1.39	-1.39
Charleston, WV	PM _{2.5}	Nonattainment	100	0.00	0.02	-1.37	-1.39	-1.39	-1.39	-1.39	-1.39	-1.39	-1.39	-1.39
Charlotte, NC	CO	Maintenance	100	0.00	0.02	-1.71	-1.75	-1.75	-1.75	-1.75	-1.75	-1.75	-1.75	-1.75
Charlotte-Gastonia-Rock Hill, NC-SC	Ozone	Moderate	50	0.00	0.05	-3.86	-3.93	-3.93	-3.93	-3.93	-3.93	-3.93	-3.93	-3.93
Chattanooga, TN-GA-AL	PM _{2.5}	Nonattainment	100	0.00	0.02	-1.32	-1.34	-1.34	-1.34	-1.34	-1.34	-1.34	-1.34	-1.34
Chattanooga, TN-GA	Ozone	Former Subpart 1	50	0.00	0.02	-1.20	-1.22	-1.22	-1.22	-1.22	-1.22	-1.22	-1.22	-1.22
Chicago-Gary-Lake County, IL-IN	Ozone	Moderate	50	0.00	0.45	-33.96	-34.62	-34.59	-34.59	-34.60	-34.59	-34.60	-34.59	-34.59
Chicago-Gary-Lake County, IL-IN	PM _{2.5}	Nonattainment	100	0.00	0.45	-33.96	-34.62	-34.59	-34.59	-34.60	-34.59	-34.60	-34.59	-34.59
Chico, CA	CO	Maintenance	100	0.00	0.01	-0.80	-0.81	-0.81	-0.81	-0.81	-0.81	-0.81	-0.81	-0.81
Chico, CA	Ozone	Former Subpart 1	50	0.00	0.01	-0.80	-0.81	-0.81	-0.81	-0.81	-0.81	-0.81	-0.81	-0.81
Cincinnati-Hamilton, OH-KY-IN	Ozone	Former Subpart 1	50	0.00	0.12	-9.27	-9.45	-9.44	-9.44	-9.44	-9.44	-9.44	-9.44	-9.44
Cincinnati-Hamilton, OH-KY-IN	PM _{2.5}	Nonattainment	100	0.00	0.12	-9.27	-9.45	-9.44	-9.44	-9.44	-9.44	-9.44	-9.44	-9.44
Clairton & 4 Boroughs, PA	PM ₁₀	Maintenance	100	0.00	0.00	-0.04	-0.04	-0.04	-0.04	-0.04	-0.04	-0.04	-0.04	-0.04
Clark County, NV	PM ₁₀	Serious	70	0.00	0.05	-3.41	-3.48	-3.48	-3.48	-3.48	-3.48	-3.48	-3.48	-3.48
Clarksville-Hopkinsville, TN-KY	Ozone	Maintenance	100	0.00	0.01	-0.61	-0.62	-0.62	-0.62	-0.62	-0.62	-0.62	-0.62	-0.62
Clearfield and Indiana Counties, PA	Ozone	Maintenance	100	0.00	0.01	-0.44	-0.44	-0.44	-0.44	-0.44	-0.44	-0.44	-0.44	-0.44
Cleveland, OH	CO	Maintenance	100	0.00	0.03	-2.33	-2.37	-2.37	-2.37	-2.37	-2.37	-2.37	-2.37	-2.37
Cleveland-Akron-Lorain, OH	Ozone	Maintenance	100	0.00	0.16	-11.99	-12.22	-12.21	-12.21	-12.21	-12.21	-12.21	-12.21	-12.21
Cleveland-Akron-Lorain, OH	PM _{2.5}	Nonattainment	100	0.00	0.16	-11.99	-12.22	-12.21	-12.21	-12.21	-12.21	-12.21	-12.21	-12.21
Coachella Valley, CA	PM ₁₀	Serious	70	0.00	0.02	-1.42	-1.45	-1.45	-1.45	-1.45	-1.45	-1.45	-1.45	-1.45
Colbert County, AL	SO _x	Maintenance	100	0.00	0.00	-0.15	-0.15	-0.15	-0.15	-0.15	-0.15	-0.15	-0.15	-0.15
Colorado Springs, CO	CO	Maintenance	100	0.00	0.02	-1.37	-1.39	-1.39	-1.39	-1.39	-1.39	-1.39	-1.39	-1.39
Columbia Falls, MT	PM ₁₀	Moderate	100	0.00	0.00	-0.01	-0.01	-0.01	-0.01	-0.01	-0.01	-0.01	-0.01	-0.01
Columbia, SC	Ozone	Former Subpart 1	50	0.00	0.02	-1.55	-1.58	-1.58	-1.58	-1.58	-1.58	-1.58	-1.58	-1.58
Columbus, OH	Ozone	Maintenance	100	0.00	0.10	-7.54	-7.69	-7.68	-7.68	-7.68	-7.68	-7.68	-7.68	-7.68
Columbus, OH	PM _{2.5}	Nonattainment	100	0.00	0.10	-7.54	-7.69	-7.68	-7.68	-7.68	-7.68	-7.68	-7.68	-7.68
Conewango Township (Warren County), PA	SO _x	Maintenance	100	0.00	0.00	-0.01	-0.01	-0.01	-0.01	-0.01	-0.01	-0.01	-0.01	-0.01
Coso Junction, CA	PM ₁₀	Moderate	100	0.00	0.00	0.00	0.00	0.00	0.00	0.00	0.00	0.00	0.00	0.00
Cuyahoga County, OH	PM ₁₀	Maintenance	100	0.00	0.06	-4.22	-4.30	-4.30	-4.30	-4.30	-4.30	-4.29	-4.30	-4.29
Cuyahoga County, OH	SO _x	Maintenance	100	0.00	0.06	-4.22	-4.30	-4.30	-4.30	-4.30	-4.30	-4.29	-4.30	-4.29
Dallas-Fort Worth, TX	Ozone	Moderate	50	0.00	0.21	-16.09	-16.40	-16.39	-16.39	-16.39	-16.39	-16.39	-16.39	-16.39
Dayton-Springfield, OH	Ozone	Maintenance	100	0.00	0.05	-3.84	-3.92	-3.91	-3.91	-3.91	-3.91	-3.91	-3.91	-3.91
Dayton-Springfield, OH	PM _{2.5}	Nonattainment	100	0.00	0.05	-3.84	-3.92	-3.91	-3.91	-3.91	-3.91	-3.91	-3.91	-3.91
Denver Metro, CO	PM ₁₀	Maintenance	100	0.00	0.09	-6.93	-7.06	-7.06	-7.06	-7.06	-7.06	-7.06	-7.06	-7.06
Denver-Boulder, CO	CO	Maintenance	100	0.00	0.09	-6.63	-6.76	-6.75	-6.75	-6.75	-6.75	-6.75	-6.75	-6.75
Denver-Boulder-Greeley-Fort Collins-Loveland, CO	Ozone	Former Subpart 1	50	0.00	0.11	-8.35	-8.51	-8.51	-8.51	-8.51	-8.51	-8.51	-8.51	-8.51
Detroit, MI	CO	Maintenance	100	0.00	0.05	-3.94	-4.02	-4.01	-4.01	-4.01	-4.01	-4.01	-4.01	-4.01
Detroit-Ann Arbor, MI	Ozone	Maintenance	100	0.00	0.29	-21.94	-22.37	-22.35	-22.35	-22.36	-22.35	-22.36	-22.35	-22.35
Detroit-Ann Arbor, MI	PM _{2.5}	Nonattainment	100	0.00	0.29	-21.94	-22.37	-22.35	-22.35	-22.36	-22.35	-22.36	-22.35	-22.35
Door County, WI	Ozone	Former Subpart 1	50	0.00	0.00	-0.09	-0.09	-0.09	-0.09	-0.09	-0.09	-0.09	-0.09	-0.09
Douglas (Cochise County), AZ	PM ₁₀	Moderate	100	0.00	0.00	-0.15	-0.16	-0.16	-0.16	-0.16	-0.16	-0.16	-0.16	-0.16

Table D2-1 Emission Changes <u>a/</u> (for Cumulative Impacts) by Nonattainment Area with Alternative Standards for HD Vehicles Acetaldehyde 2018														
Nonattainment Area	Pollutant	Status <u>c/</u>	General Conformity Threshold <u>d/</u>	Emissions Changes for Cumulative Impacts (tons/year)										
				Alt. 1	Alt. 2	Alt. 3	Alt. 4	Alt. 6A	Alt. 5	Alt. 6 <u>b/</u>	Alt. 7	Alt. 6B	Alt. 8	
				No Action	Engine Only	Class 8 Tractors	Engines & Classes 7-8 Tractors	15% below Preferred Alternative Stringency	Engines, Classes 7-8 Tractors, & Classes 2b-3	Engines, Tractors, & Classes 2b-8	Engines, Tractors, & Truck, & Trailers	20% above Preferred Alternative Stringency	Accelerated Hybrid Adoption	
Douglas (Cochise County), AZ	SO _x	Maintenance	100	0.00	0.00	-0.15	-0.16	-0.16	-0.16	-0.16	-0.16	-0.16	-0.16	-0.16
Duluth, MN	CO	Maintenance	100	0.00	0.00	-0.20	-0.20	-0.20	-0.20	-0.20	-0.20	-0.20	-0.20	-0.20
Eagle River, AK	PM ₁₀	Moderate	100	0.00	0.00	-0.02	-0.02	-0.02	-0.02	-0.02	-0.02	-0.02	-0.02	-0.02
East Chicago, IN	CO	Maintenance	100	0.00	0.01	-0.50	-0.51	-0.51	-0.51	-0.51	-0.51	-0.51	-0.51	-0.51
East Chicago, IN	PM ₁₀	Maintenance	100	0.00	0.01	-0.50	-0.51	-0.51	-0.51	-0.51	-0.51	-0.51	-0.51	-0.51
East Helena Area (Lewis and Clark County), MT	SO _x	Nonattainment	100	0.00	0.00	0.00	0.00	0.00	0.00	0.00	0.00	0.00	0.00	0.00
El Paso County, TX	PM ₁₀	Moderate	100	0.00	0.02	-1.15	-1.17	-1.17	-1.17	-1.17	-1.17	-1.17	-1.17	-1.17
El Paso, TX	CO	Maintenance	100	0.00	0.00	-0.08	-0.08	-0.08	-0.08	-0.08	-0.08	-0.08	-0.08	-0.08
Erie, PA	Ozone	Maintenance	100	0.00	0.01	-0.55	-0.57	-0.56	-0.56	-0.56	-0.56	-0.56	-0.56	-0.56
Essex County (Whiteface Mountain), NY	Ozone	Former Subpart 1	50	0.00	0.00	0.00	0.00	0.00	0.00	0.00	0.00	0.00	0.00	0.00
Eugene-Springfield, OR	CO	Maintenance	100	0.00	0.01	-1.06	-1.08	-1.08	-1.08	-1.08	-1.08	-1.08	-1.08	-1.08
Eugene-Springfield, OR	PM ₁₀	Moderate	100	0.00	0.01	-1.06	-1.08	-1.08	-1.08	-1.08	-1.08	-1.08	-1.08	-1.08
Evansville, IN	Ozone	Maintenance	100	0.00	0.02	-1.40	-1.42	-1.42	-1.42	-1.42	-1.42	-1.42	-1.42	-1.42
Evansville, IN	PM _{2.5}	Nonattainment	100	0.00	0.02	-1.40	-1.42	-1.42	-1.42	-1.42	-1.42	-1.42	-1.42	-1.42
Fairbanks, AK	CO	Maintenance	100	0.00	0.00	-0.04	-0.04	-0.04	-0.04	-0.04	-0.04	-0.04	-0.04	-0.04
Fayetteville, NC	Ozone	Former Subpart 1	50	0.00	0.01	-0.71	-0.72	-0.72	-0.72	-0.72	-0.72	-0.72	-0.72	-0.72
Flathead County; Whitefish and vicinity, MT	PM ₁₀	Moderate	100	0.00	0.00	-0.02	-0.02	-0.02	-0.02	-0.02	-0.02	-0.02	-0.02	-0.02
Flint, MI	Ozone	Maintenance	100	0.00	0.02	-1.26	-1.28	-1.28	-1.28	-1.28	-1.28	-1.28	-1.28	-1.28
Follansbee, WV	PM ₁₀	Maintenance	100	0.00	0.00	0.00	0.00	0.00	0.00	0.00	0.00	0.00	0.00	0.00
Fort Collins, CO	CO	Maintenance	100	0.00	0.01	-0.41	-0.41	-0.41	-0.41	-0.41	-0.41	-0.41	-0.41	-0.41
Fort Hall Reservation, ID	PM ₁₀	Moderate	100	0.00	0.00	0.00	0.00	0.00	0.00	0.00	0.00	0.00	0.00	0.00
Fort Wayne, IN	Ozone	Maintenance	100	0.00	0.01	-0.87	-0.89	-0.89	-0.89	-0.89	-0.89	-0.89	-0.89	-0.89
Franklin County, PA	Ozone	Maintenance	100	0.00	0.00	-0.36	-0.37	-0.37	-0.37	-0.37	-0.37	-0.37	-0.37	-0.37
Franklin Township (Coshocton County), OH	SO _x	Maintenance	100	0.00	0.00	0.00	0.00	0.00	0.00	0.00	0.00	0.00	0.00	0.00
Frederick County, VA	Ozone	Former Subpart 1	50	0.00	0.00	-0.31	-0.32	-0.32	-0.32	-0.32	-0.32	-0.32	-0.32	-0.32
Fredericksburg, VA	Ozone	Maintenance	100	0.00	0.01	-0.95	-0.97	-0.97	-0.97	-0.97	-0.97	-0.96	-0.97	-0.96
Freehold, NJ	CO	Maintenance	100	0.00	0.00	-0.04	-0.04	-0.04	-0.04	-0.04	-0.04	-0.04	-0.04	-0.04
Fresno, CA	CO	Maintenance	100	0.00	0.02	-1.37	-1.40	-1.40	-1.40	-1.40	-1.40	-1.40	-1.40	-1.40
Grand Rapids, MI	Ozone	Maintenance	100	0.00	0.03	-1.90	-1.94	-1.94	-1.94	-1.94	-1.94	-1.94	-1.94	-1.94
Granite City, Nameoki Townships, IL	PM ₁₀	Maintenance	100	0.00	0.00	-0.10	-0.10	-0.10	-0.10	-0.10	-0.10	-0.10	-0.10	-0.10
Grant County, NM	SO _x	Maintenance	100	0.00	0.00	-0.01	-0.01	-0.01	-0.01	-0.01	-0.01	-0.01	-0.01	-0.01
Grants Pass, OR	CO	Maintenance	100	0.00	0.00	-0.08	-0.08	-0.08	-0.08	-0.08	-0.08	-0.08	-0.08	-0.08
Grants Pass, OR	PM ₁₀	Maintenance	100	0.00	0.00	-0.08	-0.08	-0.08	-0.08	-0.08	-0.08	-0.08	-0.08	-0.08
Great Falls, MT	CO	Maintenance	100	0.00	0.00	-0.05	-0.05	-0.05	-0.05	-0.05	-0.05	-0.05	-0.05	-0.05
Greater Connecticut, CT	Ozone	Moderate	50	0.00	0.05	-3.98	-4.05	-4.05	-4.05	-4.05	-4.05	-4.05	-4.05	-4.05
Greeley, CO	CO	Maintenance	100	0.00	0.00	-0.29	-0.29	-0.29	-0.29	-0.29	-0.29	-0.29	-0.29	-0.29
Green Bay, WI	SO _x	Maintenance	100	0.00	0.00	-0.29	-0.30	-0.30	-0.30	-0.30	-0.30	-0.30	-0.30	-0.30
Greene County, IN	Ozone	Maintenance	100	0.00	0.00	-0.12	-0.12	-0.12	-0.12	-0.12	-0.12	-0.12	-0.12	-0.12
Greene County, PA	Ozone	Maintenance	100	0.00	0.00	-0.11	-0.11	-0.11	-0.11	-0.11	-0.11	-0.11	-0.11	-0.11
Greensboro-Winston Salem-High Point, NC	Ozone	Marginal	50	0.00	0.08	-5.84	-5.95	-5.95	-5.95	-5.95	-5.95	-5.95	-5.95	-5.95
Greensboro-Winston salem-High Point, NC	PM _{2.5}	Nonattainment	100	0.00	0.08	-5.84	-5.95	-5.95	-5.95	-5.95	-5.95	-5.95	-5.95	-5.95
Greenville-Spartanburg-Anderson, SC	Ozone	Former Subpart 1	50	0.00	0.03	-2.18	-2.22	-2.22	-2.22	-2.22	-2.22	-2.22	-2.22	-2.22
Groveland Township (Tazewell County), IL	SO _x	Maintenance	100	0.00	0.00	-0.05	-0.06	-0.06	-0.06	-0.06	-0.06	-0.06	-0.06	-0.06

Table D2-1 Emission Changes <u>a/</u> (for Cumulative Impacts) by Nonattainment Area with Alternative Standards for HD Vehicles Acetaldehyde 2018														
Nonattainment Area	Pollutant	Status <u>c/</u>	General Conformity Threshold <u>d/</u>	Emissions Changes for Cumulative Impacts (tons/year)										
				Alt. 1	Alt. 2	Alt. 3	Alt. 4	Alt. 6A	Alt. 5	Alt. 6 <u>b/</u>	Alt. 7	Alt. 6B	Alt. 8	
				No Action	Engine Only	Class 8 Tractors	Engines & Classes 7-8 Tractors	15% below Preferred Alternative Stringency	Engines, Classes 7-8 Tractors, & Classes 2b-3	Engines, Tractors, & Classes 2b-8	Engines, Tractors, & Trucks, & Trailers	20% above Preferred Alternative Stringency	Accelerated Hybrid Adoption	
Hancock-Knox-Lincoln-Waldo Counties, ME	Ozone	Maintenance	100	0.00	0.00	-0.27	-0.28	-0.28	-0.28	-0.28	-0.28	-0.28	-0.28	-0.28
Harrisburg-Lebanon-Carlisle, PA	Ozone	Maintenance	100	0.00	0.05	-3.87	-3.95	-3.94	-3.94	-3.94	-3.95	-3.94	-3.95	-3.94
Harrisburg-Lebanon-Carlisle, PA	PM _{2.5}	Nonattainment	100	0.00	0.05	-3.87	-3.95	-3.94	-3.94	-3.94	-3.95	-3.94	-3.95	-3.94
Hartford-New Britain-Middletown, CT	CO	Maintenance	100	0.00	0.03	-2.59	-2.64	-2.64	-2.64	-2.64	-2.64	-2.64	-2.64	-2.64
Hayden (Pinal County), AZ	SO _x	Nonattainment	100	0.00	0.00	-0.02	-0.02	-0.02	-0.02	-0.02	-0.02	-0.02	-0.02	-0.02
Hayden/Miami, AZ	PM ₁₀	Moderate	100	0.00	0.00	-0.09	-0.09	-0.09	-0.09	-0.09	-0.09	-0.09	-0.09	-0.09
Haywood and Swain Counties (Great Smoky Mountain NP), NC	Ozone	Maintenance	100	0.00	0.00	-0.01	-0.01	-0.01	-0.01	-0.01	-0.01	-0.01	-0.01	-0.01
Hazelwood, PA	SO _x	Maintenance	100	0.00	0.00	-0.10	-0.10	-0.10	-0.10	-0.10	-0.10	-0.10	-0.10	-0.10
Hickory, NC	PM _{2.5}	Nonattainment	100	0.00	0.01	-0.44	-0.44	-0.44	-0.44	-0.44	-0.44	-0.44	-0.44	-0.44
Hickory-Morgantown-Lenoir, NC	Ozone	Former Subpart 1	50	0.00	0.01	-0.71	-0.73	-0.72	-0.72	-0.72	-0.72	-0.72	-0.72	-0.72
Hollis Township, IL	SO _x	Maintenance	100	0.00	0.00	-0.01	-0.01	-0.01	-0.01	-0.01	-0.01	-0.01	-0.01	-0.01
Houston-Galveston-Brazoria, TX	Ozone	Severe	25	0.00	0.18	-13.25	-13.50	-13.49	-13.49	-13.49	-13.50	-13.49	-13.50	-13.49
Humphreys County, TN	SO _x	Maintenance	100	0.00	0.00	-0.01	-0.01	-0.01	-0.01	-0.01	-0.01	-0.01	-0.01	-0.01
Huntington-Ashland, WV-KY-OH	PM _{2.5}	Nonattainment	100	0.00	0.01	-0.74	-0.76	-0.75	-0.75	-0.75	-0.75	-0.75	-0.75	-0.75
Huntington-Ashland, WV-KY	Ozone	Maintenance	100	0.00	0.01	-0.41	-0.41	-0.41	-0.41	-0.41	-0.41	-0.41	-0.41	-0.41
Huron County, MI	Ozone	Maintenance	100	0.00	0.00	-0.07	-0.07	-0.07	-0.07	-0.07	-0.07	-0.07	-0.07	-0.07
Imperial County, CA	Ozone	Moderate	50	0.00	0.01	-0.50	-0.51	-0.51	-0.51	-0.51	-0.51	-0.51	-0.51	-0.51
Imperial Valley, CA	PM ₁₀	Serious	70	0.00	0.01	-0.49	-0.50	-0.50	-0.50	-0.50	-0.50	-0.50	-0.50	-0.50
Indian Wells, CA	PM ₁₀	Maintenance	100	0.00	0.00	-0.08	-0.09	-0.09	-0.09	-0.09	-0.09	-0.09	-0.09	-0.09
Indianapolis, IN	CO	Maintenance	100	0.00	0.11	-8.47	-8.63	-8.63	-8.63	-8.63	-8.63	-8.62	-8.63	-8.62
Indianapolis, IN	Ozone	Maintenance	100	0.00	0.11	-8.47	-8.63	-8.63	-8.63	-8.63	-8.63	-8.62	-8.63	-8.62
Indianapolis, IN	PM _{2.5}	Nonattainment	100	0.00	0.11	-8.47	-8.63	-8.63	-8.63	-8.63	-8.63	-8.62	-8.63	-8.62
Jackson County, IN	Ozone	Maintenance	100	0.00	0.00	-0.19	-0.19	-0.19	-0.19	-0.19	-0.19	-0.19	-0.19	-0.19
Jamestown, NY	Ozone	Former Subpart 1	50	0.00	0.00	-0.37	-0.38	-0.38	-0.38	-0.38	-0.38	-0.38	-0.38	-0.38
Jefferson County, NY	Ozone	Moderate	50	0.00	0.00	-0.30	-0.30	-0.30	-0.30	-0.30	-0.30	-0.30	-0.30	-0.30
Jefferson County, OH	PM ₁₀	Maintenance	100	0.00	0.00	-0.02	-0.02	-0.02	-0.02	-0.02	-0.02	-0.02	-0.02	-0.02
Johnson City-Kingsport-Bristol, TN	Ozone	Former Subpart 1	50	0.00	0.01	-0.53	-0.54	-0.54	-0.54	-0.54	-0.54	-0.54	-0.54	-0.54
Johnstown, PA	Ozone	Maintenance	100	0.00	0.01	-0.54	-0.55	-0.55	-0.55	-0.55	-0.55	-0.55	-0.55	-0.55
Johnstown, PA	PM _{2.5}	Nonattainment	100	0.00	0.01	-0.54	-0.55	-0.55	-0.55	-0.55	-0.55	-0.55	-0.55	-0.55
Juneau, AK	PM ₁₀	Moderate	100	0.00	0.00	-0.02	-0.02	-0.02	-0.02	-0.02	-0.02	-0.02	-0.02	-0.02
Kalamazoo-Battle Creek, MI	Ozone	Maintenance	100	0.00	0.02	-1.22	-1.24	-1.24	-1.24	-1.24	-1.24	-1.24	-1.24	-1.24
Kalispell, MT	PM ₁₀	Moderate	100	0.00	0.00	-0.07	-0.07	-0.07	-0.07	-0.07	-0.07	-0.07	-0.07	-0.07
Kent and Queen Annes Counties, MD	Ozone	Maintenance	100	0.00	0.00	-0.34	-0.34	-0.34	-0.34	-0.34	-0.34	-0.34	-0.34	-0.34
Kent, WA	PM ₁₀	Maintenance	100	0.00	0.00	-0.06	-0.06	-0.06	-0.06	-0.06	-0.06	-0.06	-0.06	-0.06
Kern County (Eastern Kern), CA	Ozone	Former Subpart 1	50	0.00	0.00	-0.20	-0.21	-0.21	-0.21	-0.21	-0.21	-0.21	-0.21	-0.21
Kewaunee County, WI	Ozone	Maintenance	100	0.00	0.00	-0.06	-0.06	-0.06	-0.06	-0.06	-0.06	-0.06	-0.06	-0.06
King County, WA	PM ₁₀	Maintenance	100	0.00	0.00	-0.02	-0.02	-0.02	-0.02	-0.02	-0.02	-0.02	-0.02	-0.02
Klamath Falls, OR	CO	Maintenance	100	0.00	0.00	-0.24	-0.24	-0.24	-0.24	-0.24	-0.24	-0.24	-0.24	-0.24
Klamath Falls, OR	PM ₁₀	Maintenance	100	0.00	0.00	-0.24	-0.24	-0.24	-0.24	-0.24	-0.24	-0.24	-0.24	-0.24
Knoxville, TN	Ozone	Former Subpart 1	50	0.00	0.06	-4.91	-5.00	-5.00	-5.00	-5.00	-5.00	-5.00	-5.00	-5.00
Knoxville, TN	PM _{2.5}	Nonattainment	100	0.00	0.06	-4.91	-5.00	-5.00	-5.00	-5.00	-5.00	-5.00	-5.00	-5.00
La Porte County, IN	SO _x	Maintenance	100	0.00	0.00	-0.09	-0.09	-0.09	-0.09	-0.09	-0.09	-0.09	-0.09	-0.09
LaGrande, OR	PM ₁₀	Maintenance	100	0.00	0.00	-0.04	-0.04	-0.04	-0.04	-0.04	-0.04	-0.04	-0.04	-0.04

Table D2-1 Emission Changes <u>a/</u> (for Cumulative Impacts) by Nonattainment Area with Alternative Standards for HD Vehicles Acetaldehyde 2018														
Nonattainment Area	Pollutant	Status <u>c/</u>	General Conformity Threshold <u>d/</u>	Emissions Changes for Cumulative Impacts (tons/year)										
				Alt. 1	Alt. 2	Alt. 3	Alt. 4	Alt. 6A	Alt. 5	Alt. 6 <u>b/</u>	Alt. 7	Alt. 6B	Alt. 8	
				No Action	Engine Only	Class 8 Tractors	Engines & Classes 7-8 Tractors	15% below Preferred Alternative Stringency	Engines, Classes 7-8 Tractors, & Classes 2b-3	Engines, Tractors, & Classes 2b-8	Engines, Tractors, & Truck, & Trailers	20% above Preferred Alternative Stringency	Accelerated Hybrid Adoption	
Lake County, IN	SO _x	Maintenance	100	0.00	0.01	-0.75	-0.76	-0.76	-0.76	-0.76	-0.76	-0.76	-0.76	-0.76
Lake County, OH	SO _x	Maintenance	100	0.00	0.00	-0.09	-0.09	-0.09	-0.09	-0.09	-0.09	-0.09	-0.09	-0.09
Lake County, OR	PM ₁₀	Maintenance	100	0.00	0.00	-0.01	-0.02	-0.02	-0.02	-0.02	-0.02	-0.02	-0.02	-0.02
Lake Tahoe North Shore, CA	CO	Maintenance	100	0.00	0.00	-0.06	-0.06	-0.06	-0.06	-0.06	-0.06	-0.06	-0.06	-0.06
Lake Tahoe South Shore, CA	CO	Maintenance	100	0.00	0.00	-0.13	-0.14	-0.14	-0.14	-0.14	-0.14	-0.14	-0.14	-0.14
Lake Tahoe, NV	CO	Maintenance	100	0.00	0.00	-0.05	-0.05	-0.05	-0.05	-0.05	-0.05	-0.05	-0.05	-0.05
Lamar, CO	PM ₁₀	Maintenance	100	0.00	0.00	-0.02	-0.02	-0.02	-0.02	-0.02	-0.02	-0.02	-0.02	-0.02
Lame Deer, MT	PM ₁₀	Moderate	100	0.00	0.00	0.00	0.00	0.00	0.00	0.00	0.00	0.00	0.00	0.00
Lancaster, PA	Ozone	Maintenance	100	0.00	0.03	-2.14	-2.18	-2.18	-2.18	-2.18	-2.18	-2.18	-2.18	-2.18
Lancaster, PA	PM _{2.5}	Nonattainment	100	0.00	0.03	-2.14	-2.18	-2.18	-2.18	-2.18	-2.18	-2.18	-2.18	-2.18
Lane County, OR	PM ₁₀	Moderate	100	0.00	0.00	0.00	0.00	0.00	0.00	0.00	0.00	0.00	0.00	0.00
Lansing-East Lansing, MI	Ozone	Maintenance	100	0.00	0.02	-1.14	-1.16	-1.16	-1.16	-1.16	-1.16	-1.16	-1.16	-1.16
LaPorte, IN	Ozone	Maintenance	100	0.00	0.00	-0.24	-0.24	-0.24	-0.24	-0.24	-0.24	-0.24	-0.24	-0.24
Las Vegas, NV	CO	Serious	100	0.00	0.09	-6.88	-7.01	-7.01	-7.01	-7.01	-7.01	-7.01	-7.01	-7.01
Las Vegas, NV	Ozone	Former Subpart 1	50	0.00	0.09	-6.88	-7.01	-7.01	-7.01	-7.01	-7.01	-7.01	-7.01	-7.01
Lauderdale County, AL	SO _x	Maintenance	100	0.00	0.00	-0.21	-0.22	-0.22	-0.22	-0.22	-0.22	-0.22	-0.22	-0.22
Laurel Area (Yellowstone County), MT	SO _x	Nonattainment	100	0.00	0.00	0.00	0.00	0.00	0.00	0.00	0.00	0.00	0.00	0.00
Libby, MT	PM ₁₀	Moderate	100	0.00	0.00	-0.03	-0.03	-0.03	-0.03	-0.03	-0.03	-0.03	-0.03	-0.03
Libby, MT	PM _{2.5}	Nonattainment	100	0.00	0.00	-0.03	-0.03	-0.03	-0.03	-0.03	-0.03	-0.03	-0.03	-0.03
Liberty-Clairton, PA	PM _{2.5}	Nonattainment	100	0.00	0.00	-0.04	-0.04	-0.04	-0.04	-0.04	-0.04	-0.04	-0.04	-0.04
Lima, OH	Ozone	Maintenance	100	0.00	0.00	-0.26	-0.27	-0.27	-0.27	-0.27	-0.27	-0.27	-0.27	-0.27
Longmont, CO	CO	Maintenance	100	0.00	0.00	-0.21	-0.21	-0.21	-0.21	-0.21	-0.21	-0.21	-0.21	-0.21
Lorain County, OH	SO _x	Maintenance	100	0.00	0.00	-0.11	-0.11	-0.11	-0.11	-0.11	-0.11	-0.11	-0.11	-0.11
Los Angeles South Coast Air Basin, CA	CO	Maintenance	100	0.00	2.36	-178.30	-181.76	-181.64	-181.64	-181.64	-181.66	-181.63	-181.66	-181.63
Los Angeles South Coast Air Basin, CA	NO _x	Maintenance	100	0.00	2.36	-178.30	-181.76	-181.64	-181.64	-181.64	-181.66	-181.63	-181.66	-181.63
Los Angeles South Coast Air Basin, CA	Ozone	Extreme	10	0.00	2.36	-178.30	-181.76	-181.64	-181.64	-181.64	-181.66	-181.63	-181.66	-181.63
Los Angeles South Coast Air Basin, CA	PM ₁₀	Serious	70	0.00	2.36	-178.30	-181.76	-181.64	-181.64	-181.64	-181.66	-181.63	-181.66	-181.63
Los Angeles South Coast Air Basin, CA	PM _{2.5}	Nonattainment	100	0.00	2.36	-178.30	-181.76	-181.64	-181.64	-181.64	-181.66	-181.63	-181.66	-181.63
Los Angeles-San Bernardino Counties (western Mohave), CA	Ozone	Moderate	50	0.00	0.02	-1.61	-1.64	-1.64	-1.64	-1.64	-1.64	-1.64	-1.64	-1.64
Louisville, KY-IN	Ozone	Maintenance	100	0.00	0.07	-5.37	-5.48	-5.47	-5.47	-5.47	-5.47	-5.47	-5.47	-5.47
Louisville, KY-IN	PM _{2.5}	Nonattainment	100	0.00	0.07	-5.37	-5.48	-5.47	-5.47	-5.47	-5.47	-5.47	-5.47	-5.47
Lowell, MA	CO	Maintenance	100	0.00	0.00	-0.26	-0.27	-0.27	-0.27	-0.27	-0.27	-0.27	-0.27	-0.27
Lucas County, OH	SO _x	Maintenance	100	0.00	0.01	-0.73	-0.75	-0.75	-0.75	-0.75	-0.75	-0.75	-0.75	-0.75
Lyons Township, IL	PM ₁₀	Maintenance	100	0.00	0.00	-0.15	-0.16	-0.16	-0.16	-0.16	-0.16	-0.16	-0.16	-0.16
Macon, GA	Ozone	Maintenance	100	0.00	0.01	-1.03	-1.05	-1.05	-1.05	-1.05	-1.05	-1.05	-1.05	-1.05
Macon, GA	PM _{2.5}	Nonattainment	100	0.00	0.01	-1.03	-1.05	-1.05	-1.05	-1.05	-1.05	-1.05	-1.05	-1.05
Madison and Page Counties (Shenandoah NP), VA	Ozone	Maintenance	100	0.00	0.00	-0.01	-0.01	-0.01	-0.01	-0.01	-0.01	-0.01	-0.01	-0.01
Madison, WI	SO _x	Maintenance	100	0.00	0.01	-0.56	-0.57	-0.57	-0.57	-0.57	-0.57	-0.57	-0.57	-0.57
Mammoth Lake, CA	PM ₁₀	Moderate	100	0.00	0.00	-0.02	-0.02	-0.02	-0.02	-0.02	-0.02	-0.02	-0.02	-0.02
Manchester, NH	CO	Maintenance	100	0.00	0.00	-0.19	-0.20	-0.20	-0.20	-0.20	-0.20	-0.20	-0.20	-0.20
Manitowoc County, WI	Ozone	Former Subpart 1	50	0.00	0.00	-0.25	-0.25	-0.25	-0.25	-0.25	-0.25	-0.25	-0.25	-0.25
Marion County, IN	SO _x	Maintenance	100	0.00	0.01	-0.77	-0.78	-0.78	-0.78	-0.78	-0.78	-0.78	-0.78	-0.78
Mariposa and Tuolumne Counties (Southern Mountain), CA	Ozone	Former Subpart 1	50	0.00	0.00	-0.25	-0.26	-0.26	-0.26	-0.26	-0.26	-0.26	-0.26	-0.26

Table D2-1 Emission Changes <u>a/</u> (for Cumulative Impacts) by Nonattainment Area with Alternative Standards for HD Vehicles Acetaldehyde 2018													
Nonattainment Area	Pollutant	Status <u>c/</u>	General Conformity Threshold <u>d/</u>	Emissions Changes for Cumulative Impacts (tons/year)									
				Alt. 1	Alt. 2	Alt. 3	Alt. 4	Alt. 6A	Alt. 5	Alt. 6 <u>b/</u>	Alt. 7	Alt. 6B	Alt. 8
				No Action	Engine Only	Class 8 Tractors	Engines & Classes 7-8 Tractors	15% below Preferred Alternative Stringency	Engines, Classes 7-8 Tractors, & Classes 2b-3	Engines, Tractors, & Classes 2b-8	Engines, Tractors, & Trucks, & Trailers	20% above Preferred Alternative Stringency	Accelerated Hybrid Adoption
Martinsburg, WV-Hagerstown, MD	PM _{2.5}	Nonattainment	100	0.00	0.01	-0.76	-0.78	-0.78	-0.78	-0.78	-0.78	-0.78	-0.78
Mason County, MI	Ozone	Maintenance	100	0.00	0.00	-0.06	-0.06	-0.06	-0.06	-0.06	-0.06	-0.06	-0.06
Medford, OR	CO	Maintenance	100	0.00	0.00	-0.18	-0.18	-0.18	-0.18	-0.18	-0.18	-0.18	-0.18
Medford-Ashland, OR	PM ₁₀	Maintenance	100	0.00	0.01	-0.42	-0.43	-0.43	-0.43	-0.43	-0.43	-0.43	-0.43
Memphis, TN-AR	Ozone	Maintenance	100	0.00	0.03	-2.44	-2.49	-2.48	-2.48	-2.48	-2.48	-2.48	-2.48
Memphis, TN	CO	Maintenance	100	0.00	0.03	-2.24	-2.28	-2.28	-2.28	-2.28	-2.28	-2.28	-2.28
Miami (Gila County), AZ	SO _x	Maintenance	100	0.00	0.00	-0.07	-0.07	-0.07	-0.07	-0.07	-0.07	-0.07	-0.07
Millinocket AQCR 109, ME	SO _x	Maintenance	100	0.00	0.00	-0.01	-0.01	-0.01	-0.01	-0.01	-0.01	-0.01	-0.01
Milwaukee, WI	SO _x	Maintenance	100	0.00	0.02	-1.28	-1.31	-1.31	-1.31	-1.31	-1.31	-1.31	-1.31
Milwaukee-Racine, WI	Ozone	Moderate	50	0.00	0.06	-4.24	-4.32	-4.32	-4.32	-4.32	-4.32	-4.32	-4.32
Minneapolis-St Paul, MN	CO	Maintenance	100	0.00	0.18	-13.41	-13.67	-13.66	-13.66	-13.66	-13.66	-13.66	-13.66
Minneapolis-St Paul, MN	SO _x	Maintenance	100	0.00	0.18	-13.41	-13.67	-13.66	-13.66	-13.66	-13.66	-13.66	-13.66
Missoula, MT	CO	Maintenance	100	0.00	0.00	-0.29	-0.29	-0.29	-0.29	-0.29	-0.29	-0.29	-0.29
Missoula, MT	PM ₁₀	Moderate	100	0.00	0.00	-0.29	-0.29	-0.29	-0.29	-0.29	-0.29	-0.29	-0.29
Modesto, CA	CO	Maintenance	100	0.00	0.01	-0.69	-0.71	-0.71	-0.71	-0.71	-0.71	-0.71	-0.71
Mohave County, AZ	PM ₁₀	Maintenance	100	0.00	0.00	-0.23	-0.24	-0.24	-0.24	-0.24	-0.24	-0.24	-0.24
Mono Basin, CA	PM ₁₀	Moderate	100	0.00	0.00	0.00	0.00	0.00	0.00	0.00	0.00	0.00	0.00
Morenci (Greenlee County), AZ	SO _x	Maintenance	100	0.00	0.00	-0.01	-0.01	-0.01	-0.01	-0.01	-0.01	-0.01	-0.01
Morristown, NJ	CO	Maintenance	100	0.00	0.00	-0.07	-0.07	-0.07	-0.07	-0.07	-0.07	-0.07	-0.07
Muhlenberg County, KY	SO _x	Maintenance	100	0.00	0.00	-0.07	-0.07	-0.07	-0.07	-0.07	-0.07	-0.07	-0.07
Muncie, IN	Ozone	Maintenance	100	0.00	0.00	-0.29	-0.29	-0.29	-0.29	-0.29	-0.29	-0.29	-0.29
Murray County (Chattahoochee NF), GA	Ozone	Maintenance	100	0.00	0.00	-0.01	-0.01	-0.01	-0.01	-0.01	-0.01	-0.01	-0.01
Muscatine County, IA	SO _x	Maintenance	100	0.00	0.00	-0.04	-0.04	-0.04	-0.04	-0.04	-0.04	-0.04	-0.04
Muskegon, MI	Ozone	Maintenance	100	0.00	0.00	-0.31	-0.31	-0.31	-0.31	-0.31	-0.31	-0.31	-0.31
Nashua, NH	CO	Maintenance	100	0.00	0.00	-0.15	-0.16	-0.15	-0.15	-0.15	-0.15	-0.15	-0.15
Nashville, TN	Ozone	Former Subpart 1	50	0.00	0.05	-3.84	-3.91	-3.91	-3.91	-3.91	-3.91	-3.91	-3.91
Nevada County (western part), CA	Ozone	Former Subpart 1	50	0.00	0.00	-0.30	-0.31	-0.31	-0.31	-0.31	-0.31	-0.31	-0.31
New Haven County, CT	PM ₁₀	Maintenance	100	0.00	0.00	-0.32	-0.32	-0.32	-0.32	-0.32	-0.32	-0.32	-0.32
New Haven-Meriden-Waterbury, CT	CO	Maintenance	100	0.00	0.03	-1.91	-1.94	-1.94	-1.94	-1.94	-1.94	-1.94	-1.94
New Manchester-Grant Magisterial District (Hancock County), WV	SO _x	Maintenance	100	0.00	0.00	-0.01	-0.02	-0.02	-0.02	-0.02	-0.02	-0.02	-0.02
New York County, NY	PM ₁₀	Moderate	100	0.00	0.01	-1.12	-1.15	-1.15	-1.15	-1.15	-1.15	-1.15	-1.15
New York-N. New Jersey-Long Island, NY-NJ-CT	CO	Maintenance	100	0.00	0.72	-54.43	-55.49	-55.45	-55.45	-55.46	-55.45	-55.46	-55.45
New York-N. New Jersey-Long Island, NY-NJ-CT	PM _{2.5}	Nonattainment	100	0.00	0.72	-54.43	-55.49	-55.45	-55.45	-55.46	-55.45	-55.46	-55.45
New York-northern New Jersey-Long Island, NY-NJ-CT	Ozone	Moderate	50	0.00	0.47	-35.27	-35.96	-35.94	-35.94	-35.94	-35.93	-35.94	-35.93
Nogales, AZ	PM ₁₀	Moderate	100	0.00	0.00	-0.10	-0.10	-0.10	-0.10	-0.10	-0.10	-0.10	-0.10
Norfolk-Virginia Beach-Newport News, VA	Ozone	Maintenance	100	0.00	0.05	-3.78	-3.85	-3.85	-3.85	-3.85	-3.85	-3.85	-3.85
Ogden, UT	CO	Maintenance	100	0.00	0.00	-0.34	-0.35	-0.35	-0.35	-0.35	-0.35	-0.35	-0.35
Ogden, UT	PM ₁₀	Moderate	100	0.00	0.00	-0.34	-0.35	-0.35	-0.35	-0.35	-0.35	-0.35	-0.35
Oglesby, IL	PM ₁₀	Maintenance	100	0.00	0.00	-0.01	-0.01	-0.01	-0.01	-0.01	-0.01	-0.01	-0.01
Olmsted County, MN	PM ₁₀	Maintenance	100	0.00	0.00	-0.05	-0.05	-0.05	-0.05	-0.05	-0.05	-0.05	-0.05
Olympia, Tumwater, Lacey, WA	PM ₁₀	Maintenance	100	0.00	0.00	-0.25	-0.25	-0.25	-0.25	-0.25	-0.25	-0.25	-0.25
Owens Valley, CA	PM ₁₀	Serious	70	0.00	0.00	-0.01	-0.01	-0.01	-0.01	-0.01	-0.01	-0.01	-0.01
Pagosa Springs, CO	PM ₁₀	Maintenance	100	0.00	0.00	0.00	0.00	0.00	0.00	0.00	0.00	0.00	0.00

Table D2-1 Emission Changes <u>a/</u> (for Cumulative Impacts) by Nonattainment Area with Alternative Standards for HD Vehicles Acetaldehyde 2018														
Nonattainment Area	Pollutant	Status <u>c/</u>	General Conformity Threshold <u>d/</u>	Emissions Changes for Cumulative Impacts (tons/year)										
				Alt. 1	Alt. 2	Alt. 3	Alt. 4	Alt. 6A	Alt. 5	Alt. 6 <u>b/</u>	Alt. 7	Alt. 6B	Alt. 8	
				No Action	Engine Only	Class 8 Tractors	Engines & Classes 7-8 Tractors	15% below Preferred Alternative Stringency	Engines, Classes 7-8 Tractors, & Classes 2b-3	Engines, Tractors, & Classes 2b-8	Engines, Tractors, & Truck, & Trailers	20% above Preferred Alternative Stringency	Accelerated Hybrid Adoption	
Parkersburg-Marietta, WV-OH	Ozone	Maintenance	100	0.00	0.01	-0.71	-0.72	-0.72	-0.72	-0.72	-0.72	-0.72	-0.72	-0.72
Parkersburg-Marietta, WV-OH	PM _{2.5}	Nonattainment	100	0.00	0.01	-0.71	-0.72	-0.72	-0.72	-0.72	-0.72	-0.72	-0.72	-0.72
Payson, AZ	PM ₁₀	Maintenance	100	0.00	0.00	-0.05	-0.05	-0.05	-0.05	-0.05	-0.05	-0.05	-0.05	-0.05
Penns Grove, NJ	CO	Maintenance	100	0.00	0.00	0.00	0.00	0.00	0.00	0.00	0.00	0.00	0.00	0.00
Peoria, IL	SO _x	Maintenance	100	0.00	0.00	-0.24	-0.25	-0.25	-0.25	-0.25	-0.25	-0.25	-0.25	-0.25
Perth Amboy, NJ	CO	Maintenance	100	0.00	0.00	-0.17	-0.18	-0.18	-0.18	-0.18	-0.18	-0.18	-0.18	-0.18
Philadelphia-Camden County, PA-NJ	CO	Maintenance	100	0.00	0.01	-0.97	-0.98	-0.98	-0.98	-0.98	-0.98	-0.98	-0.98	-0.98
Phildelphia-Wilmington, PA-NY-DE	PM _{2.5}	Nonattainment	100	0.00	0.14	-10.69	-10.90	-10.89	-10.89	-10.89	-10.89	-10.89	-10.89	-10.89
Phildelphia-Wilmington-Atlantic City, PA-NY-MD-DE	Ozone	Moderate	50	0.00	0.21	-15.66	-15.97	-15.96	-15.96	-15.96	-15.96	-15.96	-15.96	-15.96
Phoenix, AZ	CO	Maintenance	100	0.00	0.28	-20.83	-21.24	-21.22	-21.22	-21.22	-21.23	-21.22	-21.23	-21.22
Phoenix, AZ	PM ₁₀	Serious	70	0.00	0.28	-20.83	-21.24	-21.22	-21.22	-21.22	-21.23	-21.22	-21.23	-21.22
Phoenix-Mesa, AZ	Ozone	Former Subpart 1	50	0.00	0.14	-10.62	-10.83	-10.82	-10.82	-10.82	-10.82	-10.82	-10.82	-10.82
Pierce County, WA	PM ₁₀	Maintenance	100	0.00	0.00	-0.03	-0.03	-0.03	-0.03	-0.03	-0.03	-0.03	-0.03	-0.03
Pinehurst, ID	PM ₁₀	Moderate	100	0.00	0.00	0.00	0.00	0.00	0.00	0.00	0.00	0.00	0.00	0.00
Pittsburgh, PA	CO	Maintenance	100	0.00	0.00	-0.05	-0.05	-0.05	-0.05	-0.05	-0.05	-0.05	-0.05	-0.05
Pittsburgh-Beaver Valley, PA	Ozone	Former Subpart 1	50	0.00	0.12	-9.31	-9.49	-9.49	-9.49	-9.49	-9.49	-9.49	-9.49	-9.49
Pittsburgh-Beaver Valley, PA	PM _{2.5}	Nonattainment	100	0.00	0.12	-9.31	-9.49	-9.49	-9.49	-9.49	-9.49	-9.49	-9.49	-9.49
Polk County, TN	SO _x	Maintenance	100	0.00	0.00	-0.05	-0.05	-0.05	-0.05	-0.05	-0.05	-0.05	-0.05	-0.05
Polson, MT	PM ₁₀	Moderate	100	0.00	0.00	-0.01	-0.01	-0.01	-0.01	-0.01	-0.01	-0.01	-0.01	-0.01
Portland, ME	Ozone	Maintenance	100	0.00	0.02	-1.34	-1.37	-1.37	-1.37	-1.37	-1.37	-1.37	-1.37	-1.37
Portland, OR	CO	Maintenance	100	0.00	0.04	-2.78	-2.84	-2.84	-2.84	-2.84	-2.84	-2.84	-2.84	-2.84
Portneuf Valley, ID	PM ₁₀	Maintenance	100	0.00	0.00	-0.11	-0.11	-0.11	-0.11	-0.11	-0.11	-0.11	-0.11	-0.11
Poughkeepsie, NY	Ozone	Moderate	50	0.00	0.04	-3.14	-3.20	-3.20	-3.20	-3.20	-3.20	-3.19	-3.20	-3.19
Presque Isle, ME	PM ₁₀	Maintenance	100	0.00	0.00	-0.02	-0.02	-0.02	-0.02	-0.02	-0.02	-0.02	-0.02	-0.02
Providence (entire State), RI	Ozone	Moderate	50	0.00	0.03	-2.33	-2.37	-2.37	-2.37	-2.37	-2.37	-2.37	-2.37	-2.37
Provo, UT	CO	Maintenance	100	0.00	0.00	-0.37	-0.38	-0.38	-0.38	-0.38	-0.38	-0.38	-0.38	-0.38
Raleigh-Durham, NC	CO	Maintenance	100	0.00	0.04	-3.02	-3.08	-3.08	-3.08	-3.08	-3.08	-3.08	-3.08	-3.08
Raleigh-Durham-Chapel Hill, NC	Ozone	Maintenance	100	0.00	0.05	-4.13	-4.21	-4.21	-4.21	-4.21	-4.21	-4.21	-4.21	-4.21
Ramsey County, MN	PM ₁₀	Maintenance	100	0.00	0.00	0.00	0.00	0.00	0.00	0.00	0.00	0.00	0.00	0.00
Reading, PA	Ozone	Maintenance	100	0.00	0.02	-1.60	-1.63	-1.63	-1.63	-1.63	-1.63	-1.63	-1.63	-1.63
Reading, PA	PM _{2.5}	Nonattainment	100	0.00	0.02	-1.60	-1.63	-1.63	-1.63	-1.63	-1.63	-1.63	-1.63	-1.63
Reno, NV	CO	Maintenance	100	0.00	0.01	-0.58	-0.60	-0.59	-0.59	-0.59	-0.59	-0.59	-0.59	-0.59
Rhineland (Oneida County), WI	SO _x	Maintenance	100	0.00	0.00	0.00	0.00	0.00	0.00	0.00	0.00	0.00	0.00	0.00
Richmond-Petersburg, VA	Ozone	Maintenance	100	0.00	0.04	-2.93	-2.99	-2.99	-2.99	-2.99	-2.99	-2.99	-2.99	-2.99
Rillito, AZ	PM ₁₀	Moderate	100	0.00	0.00	-0.11	-0.11	-0.11	-0.11	-0.11	-0.11	-0.11	-0.11	-0.11
Riverside County (Coachella Valley), CA	Ozone	Severe	25	0.00	0.02	-1.42	-1.45	-1.45	-1.45	-1.45	-1.45	-1.45	-1.45	-1.45
Roanoke, VA	Ozone	Former Subpart 1	50	0.00	0.01	-0.64	-0.65	-0.65	-0.65	-0.65	-0.65	-0.65	-0.65	-0.65
Rochester (Olmsted County), MN	SO _x	Maintenance	100	0.00	0.00	-0.19	-0.19	-0.19	-0.19	-0.19	-0.19	-0.19	-0.19	-0.19
Rochester, NY	Ozone	Former Subpart 1	50	0.00	0.04	-3.21	-3.27	-3.27	-3.27	-3.27	-3.27	-3.27	-3.27	-3.27
Rocky Mount, NC	Ozone	Maintenance	100	0.00	0.01	-0.45	-0.46	-0.46	-0.46	-0.46	-0.46	-0.46	-0.46	-0.46
Rome, GA	PM _{2.5}	Nonattainment	100	0.00	0.00	-0.29	-0.30	-0.29	-0.29	-0.29	-0.29	-0.29	-0.29	-0.29
Ronan, MT	PM ₁₀	Moderate	100	0.00	0.00	0.00	0.00	0.00	0.00	0.00	0.00	0.00	0.00	0.00
Rothschild, Rib Mountain, Weston (Marathon County), WI	SO _x	Maintenance	100	0.00	0.00	-0.01	-0.01	-0.01	-0.01	-0.01	-0.01	-0.01	-0.01	-0.01

Table D2-1 Emission Changes <u>a/</u> (for Cumulative Impacts) by Nonattainment Area with Alternative Standards for HD Vehicles Acetaldehyde 2018														
Nonattainment Area	Pollutant	Status <u>c/</u>	General Conformity Threshold <u>d/</u>	Emissions Changes for Cumulative Impacts (tons/year)										
				Alt. 1	Alt. 2	Alt. 3	Alt. 4	Alt. 6A	Alt. 5	Alt. 6 <u>b/</u>	Alt. 7	Alt. 6B	Alt. 8	
				No Action	Engine Only	Class 8 Tractors	Engines & Classes 7-8 Tractors	15% below Preferred Alternative Stringency	Engines, Classes 7-8 Tractors, & Classes 2b-3	Engines, Tractors, & Classes 2b-8	Engines, Tractors, & Trucks, & Trailers	20% above Preferred Alternative Stringency	Accelerated Hybrid Adoption	
Sacramento County, CA	PM ₁₀	Moderate	100	0.00	0.04	-3.36	-3.43	-3.42	-3.42	-3.42	-3.42	-3.42	-3.42	-3.42
Sacramento Metro, CA	Ozone	Severe	25	0.00	0.08	-5.98	-6.09	-6.09	-6.09	-6.09	-6.09	-6.09	-6.09	-6.09
Sacramento, CA	CO	Maintenance	100	0.00	0.05	-3.73	-3.81	-3.80	-3.80	-3.80	-3.80	-3.80	-3.80	-3.80
Salem, OR	CO	Maintenance	100	0.00	0.00	-0.32	-0.32	-0.32	-0.32	-0.32	-0.32	-0.32	-0.32	-0.32
Salt Lake City, UT	CO	Maintenance	100	0.00	0.01	-0.50	-0.51	-0.51	-0.51	-0.51	-0.51	-0.51	-0.51	-0.51
Salt Lake County, UT	PM ₁₀	Moderate	100	0.00	0.06	-4.86	-4.96	-4.96	-4.96	-4.96	-4.96	-4.96	-4.96	-4.96
Salt Lake County, UT	SO _x	Nonattainment	100	0.00	0.06	-4.86	-4.96	-4.96	-4.96	-4.96	-4.96	-4.96	-4.96	-4.96
San Antonio, TX	Ozone	Former Subpart 1	50	0.00	0.06	-4.36	-4.45	-4.44	-4.44	-4.44	-4.44	-4.44	-4.44	-4.44
San Bernardino County, CA	PM ₁₀	Moderate	100	0.00	0.01	-1.00	-1.02	-1.02	-1.02	-1.02	-1.02	-1.02	-1.02	-1.02
San Diego, CA	CO	Maintenance	100	0.00	0.25	-18.90	-19.27	-19.26	-19.26	-19.26	-19.26	-19.25	-19.26	-19.25
San Diego, CA	Ozone	Former Subpart 1	50	0.00	0.25	-18.90	-19.27	-19.26	-19.26	-19.26	-19.26	-19.25	-19.26	-19.25
San Francisco Bay Area, CA	Ozone	Marginal	50	0.00	0.20	-14.85	-15.13	-15.13	-15.13	-15.13	-15.13	-15.12	-15.13	-15.12
San Francisco-Oakland-San Jose, CA	CO	Maintenance	100	0.00	0.22	-16.86	-17.18	-17.17	-17.17	-17.17	-17.17	-17.17	-17.17	-17.17
San Joaquin Valley, CA	Ozone	Extreme	10	0.00	0.41	-30.85	-31.45	-31.43	-31.43	-31.43	-31.44	-31.43	-31.44	-31.43
San Joaquin Valley, CA	PM ₁₀	Maintenance	100	0.00	0.41	-30.85	-31.45	-31.43	-31.43	-31.43	-31.44	-31.43	-31.44	-31.43
San Joaquin Valley, CA	PM _{2.5}	Nonattainment	100	0.00	0.41	-30.85	-31.45	-31.43	-31.43	-31.43	-31.44	-31.43	-31.44	-31.43
San Manuel (Pinal County), AZ	SO _x	Maintenance	100	0.00	0.00	-0.08	-0.08	-0.08	-0.08	-0.08	-0.08	-0.08	-0.08	-0.08
Sanders County (part);Thompson Falls and vicinity, MT	PM ₁₀	Moderate	100	0.00	0.00	0.00	0.00	0.00	0.00	0.00	0.00	0.00	0.00	0.00
Scranton-Wilkes Barre, PA	Ozone	Maintenance	100	0.00	0.02	-1.61	-1.64	-1.64	-1.64	-1.64	-1.64	-1.64	-1.64	-1.64
Seattle-Tacoma, WA	CO	Maintenance	100	0.00	0.09	-6.99	-7.13	-7.13	-7.13	-7.13	-7.13	-7.13	-7.13	-7.13
Sheboygan, WI	Ozone	Moderate	50	0.00	0.00	-0.28	-0.29	-0.29	-0.29	-0.29	-0.29	-0.29	-0.29	-0.29
Sheridan, WY	PM ₁₀	Moderate	100	0.00	0.00	-0.05	-0.05	-0.05	-0.05	-0.05	-0.05	-0.05	-0.05	-0.05
Shoshone County, ID	PM ₁₀	Moderate	100	0.00	0.00	0.00	0.00	0.00	0.00	0.00	0.00	0.00	0.00	0.00
Somerville, NJ	CO	Maintenance	100	0.00	0.00	-0.04	-0.04	-0.04	-0.04	-0.04	-0.04	-0.04	-0.04	-0.04
South Bend-Elkhart, IN	Ozone	Maintenance	100	0.00	0.01	-1.08	-1.11	-1.10	-1.10	-1.10	-1.10	-1.10	-1.10	-1.10
Southeast Chicago, IL	PM ₁₀	Maintenance	100	0.00	0.01	-0.45	-0.46	-0.46	-0.46	-0.46	-0.46	-0.46	-0.46	-0.46
Spokane County, WA	PM ₁₀	Maintenance	100	0.00	0.01	-0.70	-0.71	-0.71	-0.71	-0.71	-0.71	-0.71	-0.71	-0.71
Spokane, WA	CO	Maintenance	100	0.00	0.01	-0.69	-0.70	-0.70	-0.70	-0.70	-0.70	-0.70	-0.70	-0.70
Springfield (western MA), MA	Ozone	Moderate	50	0.00	0.03	-2.14	-2.18	-2.18	-2.18	-2.18	-2.18	-2.18	-2.18	-2.18
Springfield, MA	CO	Maintenance	100	0.00	0.00	-0.34	-0.35	-0.35	-0.35	-0.35	-0.35	-0.35	-0.35	-0.35
St Louis, MO	CO	Maintenance	100	0.00	0.03	-2.30	-2.34	-2.34	-2.34	-2.34	-2.34	-2.34	-2.34	-2.34
St Louis, MO-IL	Ozone	Moderate	50	0.00	0.10	-7.20	-7.34	-7.33	-7.33	-7.33	-7.33	-7.33	-7.33	-7.33
St. Louis, MO-IL	PM _{2.5}	Nonattainment	100	0.00	0.09	-7.15	-7.29	-7.28	-7.28	-7.28	-7.28	-7.28	-7.28	-7.28
State College, PA	Ozone	Maintenance	100	0.00	0.01	-0.40	-0.41	-0.41	-0.41	-0.41	-0.41	-0.41	-0.41	-0.41
Steamboat Springs, CO	PM ₁₀	Maintenance	100	0.00	0.00	-0.04	-0.04	-0.04	-0.04	-0.04	-0.04	-0.04	-0.04	-0.04
Steubenville & Mingo Junction, OH	SO _x	Maintenance	100	0.00	0.00	-0.11	-0.11	-0.11	-0.11	-0.11	-0.11	-0.11	-0.11	-0.11
Steubenville-Weirton, OH-WV	Ozone	Maintenance	100	0.00	0.01	-0.48	-0.49	-0.48	-0.48	-0.48	-0.48	-0.48	-0.48	-0.48
Steubenville-Weirton, OH-WV	PM _{2.5}	Nonattainment	100	0.00	0.01	-0.48	-0.49	-0.48	-0.48	-0.48	-0.48	-0.48	-0.48	-0.48
Stockton, CA	CO	Maintenance	100	0.00	0.01	-1.04	-1.06	-1.06	-1.06	-1.06	-1.06	-1.06	-1.06	-1.06
Sutter County (Sutter Buttes), CA	Ozone	Former Subpart 1	50	0.00	0.00	0.00	0.00	0.00	0.00	0.00	0.00	0.00	0.00	0.00
Syracuse, NY	CO	Maintenance	100	0.00	0.02	-1.25	-1.27	-1.27	-1.27	-1.27	-1.27	-1.27	-1.27	-1.27
Telluride, CO	PM ₁₀	Maintenance	100	0.00	0.00	0.00	0.00	0.00	0.00	0.00	0.00	0.00	0.00	0.00
Terre Haute, IN	Ozone	Maintenance	100	0.00	0.00	-0.33	-0.33	-0.33	-0.33	-0.33	-0.33	-0.33	-0.33	-0.33

Table D2-1 Emission Changes ^{a/} (for Cumulative Impacts) by Nonattainment Area with Alternative Standards for HD Vehicles Acetaldehyde 2018														
Nonattainment Area	Pollutant	Status ^{c/}	General Conformity Threshold ^{d/}	Emissions Changes for Cumulative Impacts (tons/year)										
				Alt. 1	Alt. 2	Alt. 3	Alt. 4	Alt. 6A	Alt. 5	Alt. 6 ^{b/}	Alt. 7	Alt. 6B	Alt. 8	
				No Action	Engine Only	Class 8 Tractors	Engines & Classes 7-8 Tractors	15% below Preferred Alternative Stringency	Engines, Classes 7-8 Tractors, & Classes 2b-3	Engines, Tractors, & Classes 2b-8	Engines, Tractors, & Trucks, & Trailers	20% above Preferred Alternative Stringency	Accelerated Hybrid Adoption	
Tioga County, PA	Ozone	Maintenance	100	0.00	0.00	-0.14	-0.14	-0.14	-0.14	-0.14	-0.14	-0.14	-0.14	-0.14
Toledo, OH	Ozone	Maintenance	100	0.00	0.02	-1.34	-1.36	-1.36	-1.36	-1.36	-1.36	-1.36	-1.36	-1.36
Toms River, NJ	CO	Maintenance	100	0.00	0.00	-0.23	-0.23	-0.23	-0.23	-0.23	-0.23	-0.23	-0.23	-0.23
Tooele County, UT	SO _x	Nonattainment	100	0.00	0.00	-0.24	-0.24	-0.24	-0.24	-0.24	-0.24	-0.24	-0.24	-0.24
Trenton, NJ	CO	Maintenance	100	0.00	0.00	-0.21	-0.21	-0.21	-0.21	-0.21	-0.21	-0.21	-0.21	-0.21
Trona, CA	PM ₁₀	Moderate	100	0.00	0.00	-0.01	-0.01	-0.01	-0.01	-0.01	-0.01	-0.01	-0.01	-0.01
Tucson, AZ	CO	Maintenance	100	0.00	0.03	-2.31	-2.35	-2.35	-2.35	-2.35	-2.35	-2.35	-2.35	-2.35
Utah County, UT	PM ₁₀	Moderate	100	0.00	0.01	-1.13	-1.15	-1.15	-1.15	-1.15	-1.15	-1.15	-1.15	-1.15
Vancouver, WA	CO	Maintenance	100	0.00	0.01	-0.71	-0.72	-0.72	-0.72	-0.72	-0.72	-0.72	-0.72	-0.72
Ventura County, CA	Ozone	Serious	50	0.00	0.03	-1.90	-1.94	-1.94	-1.94	-1.94	-1.94	-1.94	-1.94	-1.94
Vermillion County, IN	PM ₁₀	Maintenance	100	0.00	0.00	-0.02	-0.02	-0.02	-0.02	-0.02	-0.02	-0.02	-0.02	-0.02
Vigo County, IN	SO _x	Maintenance	100	0.00	0.00	-0.33	-0.33	-0.33	-0.33	-0.33	-0.33	-0.33	-0.33	-0.33
Wallula, WA	PM ₁₀	Maintenance	100	0.00	0.00	0.00	0.00	0.00	0.00	0.00	0.00	0.00	0.00	0.00
Waltham, MA	CO	Maintenance	100	0.00	0.00	-0.14	-0.14	-0.14	-0.14	-0.14	-0.14	-0.14	-0.14	-0.14
Warren County, NJ	SO _x	Maintenance	100	0.00	0.00	-0.09	-0.09	-0.09	-0.09	-0.09	-0.09	-0.09	-0.09	-0.09
Warren County, PA	SO _x	Nonattainment	100	0.00	0.00	-0.04	-0.04	-0.04	-0.04	-0.04	-0.04	-0.04	-0.04	-0.04
Washington County (Hagerstown), MD	Ozone	Former Subpart 1	50	0.00	0.01	-0.51	-0.52	-0.52	-0.52	-0.52	-0.52	-0.52	-0.52	-0.52
Washington, DC-MD-VA	CO	Maintenance	100	0.00	0.38	-28.64	-29.20	-29.18	-29.18	-29.18	-29.18	-29.18	-29.18	-29.18
Washington, DC-MD-VA	Ozone	Moderate	50	0.00	0.38	-28.64	-29.20	-29.18	-29.18	-29.18	-29.18	-29.18	-29.18	-29.18
Washington, DC-MD-VA	PM _{2.5}	Nonattainment	100	0.00	0.38	-28.64	-29.20	-29.18	-29.18	-29.18	-29.18	-29.18	-29.18	-29.18
Washoe County, NV	PM ₁₀	Serious	70	0.00	0.01	-0.58	-0.60	-0.59	-0.59	-0.59	-0.59	-0.59	-0.59	-0.59
Waterford Township (Washington County), OH	SO _x	Maintenance	100	0.00	0.00	-0.01	-0.01	-0.01	-0.01	-0.01	-0.01	-0.01	-0.01	-0.01
Wayne County, IN	SO _x	Maintenance	100	0.00	0.00	-0.18	-0.18	-0.18	-0.18	-0.18	-0.18	-0.18	-0.18	-0.18
Wayne County, MI	PM ₁₀	Maintenance	100	0.00	0.00	-0.17	-0.17	-0.17	-0.17	-0.17	-0.17	-0.17	-0.17	-0.17
Weirton, WV	PM ₁₀	Maintenance	100	0.00	0.00	-0.06	-0.06	-0.06	-0.06	-0.06	-0.06	-0.06	-0.06	-0.06
Weirton, WV	SO _x	Maintenance	100	0.00	0.00	-0.06	-0.06	-0.06	-0.06	-0.06	-0.06	-0.06	-0.06	-0.06
Wheeling, WV-OH	Ozone	Maintenance	100	0.00	0.01	-0.74	-0.76	-0.76	-0.76	-0.76	-0.76	-0.76	-0.76	-0.76
Wheeling, WV-OH	PM _{2.5}	Nonattainment	100	0.00	0.01	-0.74	-0.76	-0.76	-0.76	-0.76	-0.76	-0.76	-0.76	-0.76
Winston-Salem, NC	CO	Maintenance	100	0.00	0.01	-0.98	-1.00	-1.00	-1.00	-1.00	-1.00	-1.00	-1.00	-1.00
Worcester, MA	CO	Maintenance	100	0.00	0.01	-0.51	-0.51	-0.51	-0.51	-0.51	-0.51	-0.51	-0.51	-0.51
Yakima County, WA	PM ₁₀	Maintenance	100	0.00	0.00	-0.22	-0.23	-0.22	-0.22	-0.22	-0.22	-0.22	-0.22	-0.22
Yakima, WA	CO	Maintenance	100	0.00	0.00	-0.09	-0.09	-0.09	-0.09	-0.09	-0.09	-0.09	-0.09	-0.09
York, PA	Ozone	Maintenance	100	0.00	0.02	-1.86	-1.90	-1.90	-1.90	-1.90	-1.90	-1.90	-1.90	-1.90
York, PA	PM _{2.5}	Nonattainment	100	0.00	0.02	-1.86	-1.90	-1.90	-1.90	-1.90	-1.90	-1.90	-1.90	-1.90
Youngstown-Warren-Sharon, OH-PA	Ozone	Maintenance	100	0.00	0.02	-1.58	-1.61	-1.61	-1.61	-1.61	-1.61	-1.61	-1.61	-1.61
Yuma, AZ	PM ₁₀	Moderate	100	0.00	0.01	-0.43	-0.43	-0.43	-0.43	-0.43	-0.43	-0.43	-0.43	-0.43

^{a/} Negative emissions changes indicate reductions; positive emissions changes are increases. Values of less than 0.005 tons/year are rounded to zero.

^{b/} Preferred Alternative

^{c/} Pollutants for which the area is designated nonattainment or maintenance as of 2010. Source: 40 CFR 81.

^{d/} Emissions thresholds in tons/year of: CO in CO maintenance and nonattainment areas; VOC or NO_x in ozone maintenance and nonattainment areas; primary PM_{2.5} in PM_{2.5} maintenance and nonattainment areas; primary PM₁₀ in PM₁₀ maintenance and nonattainment areas; and SO₂ in SO₂ maintenance and nonattainment areas. Source: 40 CFR § 93.153. These thresholds are provided for information only; a general conformity determination is not required for the proposed actions. (See section 3.3.1.)

Source: EPA (U.S. Environmental Protection Agency). 2010. The Green Book Nonattainment Areas. Washington, District of Columbia. Last Revised: June 16, 2010. U.S. Environmental Protection Agency. Available: <http://www.epa.gov/oaqps001/greenbk/>. Accessed: August 6, 2010.

Table D2-2 Emission Changes <u>a/</u> (for Cumulative Impacts) by Nonattainment Area with Alternative Standards for HD Vehicles Acetaldehyde 2030														
Nonattainment Area	Pollutant	Status <u>c/</u>	General Conformity Threshold <u>d/</u>	Emissions Changes for Cumulative Impacts (tons/year)										
				Alt. 1	Alt. 2	Alt. 3	Alt. 4	Alt. 6A	Alt. 5	Alt. 6 <u>b/</u>	Alt. 7	Alt. 6B	Alt. 8	
				No Action	Engine Only	Class 8 Tractors	Engines & Classes 7-8 Tractors	15% below Preferred Alternative Stringency	Engines, Classes 7-8 Tractors, & Classes 2b-3	Engines, Tractors, & Classes 2b-8	Engines, Tractors, & Truckers, & Trailers	20% above Preferred Alternative Stringency	Accelerated Hybrid Adoption	
Addison Township (Gallia County), OH	SO _x	Maintenance	100	0.00	0.00	-0.01	-0.01	-0.01	-0.01	-0.01	-0.01	-0.01	-0.01	-0.01
Ajo (Pima County), AZ	PM ₁₀	Moderate	100	0.00	0.00	-0.03	-0.03	-0.03	-0.03	-0.03	-0.03	-0.03	-0.03	-0.03
Ajo (Pima County), AZ	SO _x	Maintenance	100	0.00	0.00	-0.03	-0.03	-0.03	-0.03	-0.03	-0.03	-0.03	-0.03	-0.03
Albany-Schenectady-Troy, NY	Ozone	Former Subpart 1	50	0.00	0.07	-3.86	-3.93	-3.92	-3.92	-3.92	-3.92	-3.92	-3.92	-3.90
Albuquerque, NM	CO	Maintenance	100	0.00	0.06	-3.07	-3.12	-3.12	-3.12	-3.12	-3.12	-3.12	-3.12	-3.11
Allegan County, MI	Ozone	Former Subpart 1	50	0.00	0.02	-1.22	-1.24	-1.24	-1.24	-1.24	-1.24	-1.24	-1.24	-1.23
Allentown-Bethlehem-Easton, PA	Ozone	Maintenance	100	0.00	0.06	-3.21	-3.26	-3.26	-3.26	-3.26	-3.26	-3.26	-3.25	-3.24
Altoona, PA	Ozone	Maintenance	100	0.00	0.01	-0.52	-0.53	-0.53	-0.53	-0.53	-0.53	-0.53	-0.53	-0.53
Amador and Calveras Counties (Central Mountain), CA	Ozone	Former Subpart 1	50	0.00	0.01	-0.61	-0.62	-0.62	-0.62	-0.62	-0.62	-0.62	-0.62	-0.62
Anchorage, AK	CO	Maintenance	100	0.00	0.01	-0.42	-0.43	-0.43	-0.43	-0.43	-0.43	-0.43	-0.43	-0.43
Anthony, NM	PM ₁₀	Moderate	100	0.00	0.00	-0.04	-0.04	-0.04	-0.04	-0.04	-0.04	-0.04	-0.04	-0.04
Armstrong County, PA	SO _x	Nonattainment	100	0.00	0.00	-0.02	-0.02	-0.02	-0.02	-0.02	-0.02	-0.02	-0.02	-0.02
Aspen, CO	PM ₁₀	Maintenance	100	0.00	0.00	-0.04	-0.04	-0.04	-0.04	-0.04	-0.04	-0.04	-0.04	-0.04
Atlanta, GA	Ozone	Moderate	50	0.00	1.44	-79.07	-80.35	-80.28	-80.24	-80.24	-80.24	-80.22	-80.17	-79.89
Atlanta, GA	PM _{2.5}	Nonattainment	100	0.00	1.44	-79.07	-80.35	-80.28	-80.24	-80.24	-80.24	-80.22	-80.17	-79.89
Atlantic City, NJ	CO	Maintenance	100	0.00	0.00	-0.08	-0.08	-0.08	-0.08	-0.08	-0.08	-0.08	-0.08	-0.08
Bakersfield, CA	CO	Maintenance	100	0.00	0.03	-2.16	-2.20	-2.20	-2.21	-2.21	-2.21	-2.21	-2.21	-2.20
Baltimore, MD	CO	Maintenance	100	0.00	0.30	-16.24	-16.51	-16.49	-16.48	-16.48	-16.48	-16.48	-16.47	-16.41
Baltimore, MD	Ozone	Moderate	50	0.00	0.30	-16.24	-16.51	-16.49	-16.48	-16.48	-16.48	-16.48	-16.47	-16.41
Baltimore, MD	PM _{2.5}	Nonattainment	100	0.00	0.30	-16.24	-16.51	-16.49	-16.48	-16.48	-16.48	-16.48	-16.47	-16.41
Baton Rouge, LA	Ozone	Moderate	50	0.00	0.04	-4.18	-4.27	-4.26	-4.28	-4.28	-4.28	-4.28	-4.28	-4.28
Beaumont-Port Arthur, TX	Ozone	Moderate	50	0.00	-0.49	-3.12	-3.43	-3.43	-3.70	-3.70	-3.70	-3.70	-3.70	-3.96
Benton County, TN	SO _x	Maintenance	100	0.00	0.00	-0.02	-0.02	-0.02	-0.02	-0.02	-0.02	-0.02	-0.02	-0.02
Benton Harbor, MI	Ozone	Maintenance	100	0.00	0.03	-1.42	-1.44	-1.44	-1.44	-1.44	-1.44	-1.44	-1.44	-1.44
Benzie County, MI	Ozone	Maintenance	100	0.00	0.00	-0.20	-0.20	-0.20	-0.20	-0.20	-0.20	-0.20	-0.20	-0.20
Berkeley and Jefferson Counties, WV	Ozone	Maintenance	100	0.00	0.02	-1.25	-1.27	-1.27	-1.26	-1.26	-1.26	-1.26	-1.26	-1.26
Billings, MT	CO	Maintenance	100	0.00	0.01	-0.42	-0.43	-0.43	-0.43	-0.43	-0.43	-0.43	-0.43	-0.43
Birmingham, AL	Ozone	Maintenance	100	0.00	0.17	-9.55	-9.70	-9.70	-9.69	-9.69	-9.69	-9.69	-9.68	-9.65
Birmingham, AL	PM _{2.5}	Nonattainment	100	0.00	0.17	-9.55	-9.70	-9.70	-9.69	-9.69	-9.69	-9.69	-9.68	-9.65
Boise-Northern Ada County, ID	CO	Maintenance	100	0.00	0.06	-3.56	-3.62	-3.61	-3.61	-3.61	-3.61	-3.61	-3.61	-3.60
Boise-Northern Ada County, ID	PM ₁₀	Maintenance	100	0.00	0.06	-3.56	-3.62	-3.61	-3.61	-3.61	-3.61	-3.61	-3.61	-3.60
Bonner County (Sandpoint), ID	PM ₁₀	Moderate	100	0.00	0.00	-0.09	-0.10	-0.09	-0.09	-0.09	-0.09	-0.09	-0.09	-0.09
Boston, MA	CO	Maintenance	100	0.00	0.06	-3.48	-3.53	-3.53	-3.53	-3.53	-3.53	-3.53	-3.53	-3.51
Boston-Lawrence-Worcester (eastern MA), MA	Ozone	Moderate	50	0.00	0.42	-22.76	-23.13	-23.11	-23.10	-23.10	-23.10	-23.10	-23.08	-23.00
Boston-Manchester-Portsmouth (southeast NH), NH	Ozone	Moderate	50	0.00	0.07	-3.60	-3.66	-3.65	-3.65	-3.65	-3.65	-3.65	-3.65	-3.64
Boyd County (part), KY	SO _x	Maintenance	100	0.00	0.00	-0.06	-0.06	-0.06	-0.06	-0.06	-0.06	-0.06	-0.06	-0.06
Buffalo-Niagara Falls, NY	Ozone	Former Subpart 1	50	0.00	0.07	-3.69	-3.75	-3.75	-3.75	-3.75	-3.75	-3.75	-3.74	-3.73
Burlington, NJ	CO	Maintenance	100	0.00	0.00	-0.04	-0.04	-0.04	-0.04	-0.04	-0.04	-0.04	-0.04	-0.04
Butte, MT	PM ₁₀	Moderate	100	0.00	0.00	-0.14	-0.15	-0.15	-0.15	-0.15	-0.15	-0.15	-0.15	-0.15
Canon City, CO	PM ₁₀	Maintenance	100	0.00	0.00	-0.11	-0.11	-0.11	-0.11	-0.11	-0.11	-0.11	-0.11	-0.11
Canton-Massillon, OH	Ozone	Maintenance	100	0.00	0.06	-3.41	-3.46	-3.46	-3.46	-3.46	-3.46	-3.46	-3.45	-3.44
Canton-Massillon, OH	PM _{2.5}	Nonattainment	100	0.00	0.06	-3.41	-3.46	-3.46	-3.46	-3.46	-3.46	-3.46	-3.45	-3.44
Case County, MI	Ozone	Maintenance	100	0.00	0.01	-0.35	-0.36	-0.36	-0.36	-0.36	-0.36	-0.36	-0.36	-0.36

Table D2-2 Emission Changes <u>a/</u> (for Cumulative Impacts) by Nonattainment Area with Alternative Standards for HD Vehicles Acetaldehyde 2030														
Nonattainment Area	Pollutant	Status <u>c/</u>	General Conformity Threshold <u>d/</u>	Emissions Changes for Cumulative Impacts (tons/year)										
				Alt. 1	Alt. 2	Alt. 3	Alt. 4	Alt. 6A	Alt. 5	Alt. 6 <u>b/</u>	Alt. 7	Alt. 6B	Alt. 8	
				No Action	Engine Only	Class 8 Tractors	Engines & Classes 7-8 Tractors	15% below Preferred Alternative Stringency	Engines, Classes 7-8 Tractors, & Classes 2b-3	Engines, Tractors, & Classes 2b-8	Engines, Tractors, & Truck, & Trailers	20% above Preferred Alternative Stringency	Accelerated Hybrid Adoption	
Center Township (Morgan County), OH	SO _x	Maintenance	100	0.00	0.00	-0.01	-0.01	-0.01	-0.01	-0.01	-0.01	-0.01	-0.01	-0.01
Central Steptoe Valley (White Pine County), NV	SO _x	Maintenance	100	0.00	0.00	-0.02	-0.02	-0.02	-0.02	-0.02	-0.02	-0.02	-0.02	-0.02
Charleston, WV	Ozone	Maintenance	100	0.00	0.07	-3.92	-3.99	-3.98	-3.98	-3.98	-3.98	-3.98	-3.98	-3.96
Charleston, WV	PM _{2.5}	Nonattainment	100	0.00	0.07	-3.92	-3.99	-3.98	-3.98	-3.98	-3.98	-3.98	-3.98	-3.96
Charlotte, NC	CO	Maintenance	100	0.00	0.08	-4.35	-4.42	-4.42	-4.42	-4.42	-4.42	-4.41	-4.41	-4.40
Charlotte-Gastonia-Rock Hill, NC-SC	Ozone	Moderate	50	0.00	0.18	-9.97	-10.13	-10.12	-10.11	-10.11	-10.11	-10.11	-10.11	-10.07
Chattanooga, TN-GA-AL	PM _{2.5}	Nonattainment	100	0.00	0.06	-3.41	-3.47	-3.47	-3.46	-3.46	-3.46	-3.46	-3.46	-3.45
Chattanooga, TN-GA	Ozone	Former Subpart 1	50	0.00	0.06	-3.19	-3.24	-3.24	-3.24	-3.24	-3.24	-3.24	-3.24	-3.22
Chicago-Gary-Lake County, IL-IN	Ozone	Moderate	50	0.00	1.88	-103.07	-104.74	-104.64	-104.59	-104.59	-104.56	-104.56	-104.50	-104.13
Chicago-Gary-Lake County, IL-IN	PM _{2.5}	Nonattainment	100	0.00	1.88	-103.07	-104.74	-104.64	-104.59	-104.59	-104.56	-104.56	-104.50	-104.13
Chico, CA	CO	Maintenance	100	0.00	0.02	-1.36	-1.38	-1.38	-1.38	-1.38	-1.38	-1.38	-1.38	-1.37
Chico, CA	Ozone	Former Subpart 1	50	0.00	0.02	-1.36	-1.38	-1.38	-1.38	-1.38	-1.38	-1.38	-1.38	-1.37
Cincinnati-Hamilton, OH-KY-IN	Ozone	Former Subpart 1	50	0.00	0.44	-24.40	-24.80	-24.77	-24.76	-24.76	-24.76	-24.76	-24.74	-24.65
Cincinnati-Hamilton, OH-KY-IN	PM _{2.5}	Nonattainment	100	0.00	0.44	-24.40	-24.80	-24.77	-24.76	-24.76	-24.76	-24.76	-24.74	-24.65
Clairton & 4 Boroughs, PA	PM ₁₀	Maintenance	100	0.00	0.00	-0.05	-0.05	-0.05	-0.05	-0.05	-0.05	-0.05	-0.05	-0.05
Clark County, NV	PM ₁₀	Serious	70	0.00	0.02	-1.14	-1.16	-1.16	-1.16	-1.16	-1.16	-1.16	-1.16	-1.16
Clarksville-Hopkinsville, TN-KY	Ozone	Maintenance	100	0.00	0.04	-2.00	-2.03	-2.03	-2.03	-2.03	-2.03	-2.03	-2.03	-2.02
Clearfield and Indiana Counties, PA	Ozone	Maintenance	100	0.00	0.03	-1.77	-1.80	-1.80	-1.80	-1.80	-1.80	-1.79	-1.79	-1.79
Cleveland, OH	CO	Maintenance	100	0.00	0.09	-5.11	-5.20	-5.19	-5.19	-5.19	-5.19	-5.19	-5.19	-5.17
Cleveland-Akron-Lorain, OH	Ozone	Maintenance	100	0.00	0.59	-32.29	-32.81	-32.79	-32.77	-32.77	-32.76	-32.76	-32.74	-32.63
Cleveland-Akron-Lorain, OH	PM _{2.5}	Nonattainment	100	0.00	0.59	-32.29	-32.81	-32.79	-32.77	-32.77	-32.76	-32.76	-32.74	-32.63
Coachella Valley, CA	PM ₁₀	Serious	70	0.00	0.04	-2.04	-2.08	-2.07	-2.07	-2.07	-2.07	-2.07	-2.07	-2.06
Colbert County, AL	SO _x	Maintenance	100	0.00	0.01	-0.33	-0.34	-0.34	-0.34	-0.34	-0.34	-0.34	-0.34	-0.34
Colorado Springs, CO	CO	Maintenance	100	0.00	0.04	-2.41	-2.45	-2.45	-2.45	-2.45	-2.44	-2.44	-2.44	-2.43
Columbia Falls, MT	PM ₁₀	Moderate	100	0.00	0.00	-0.03	-0.03	-0.03	-0.03	-0.03	-0.03	-0.03	-0.03	-0.03
Columbia, SC	Ozone	Former Subpart 1	50	0.00	0.08	-4.43	-4.50	-4.50	-4.50	-4.50	-4.49	-4.49	-4.49	-4.48
Columbus, OH	Ozone	Maintenance	100	0.00	0.41	-22.31	-22.67	-22.65	-22.64	-22.64	-22.63	-22.63	-22.62	-22.54
Columbus, OH	PM _{2.5}	Nonattainment	100	0.00	0.41	-22.31	-22.67	-22.65	-22.64	-22.64	-22.63	-22.63	-22.62	-22.54
Conewango Township (Warren County), PA	SO _x	Maintenance	100	0.00	0.00	-0.02	-0.02	-0.02	-0.02	-0.02	-0.02	-0.02	-0.02	-0.02
Coso Junction, CA	PM ₁₀	Moderate	100	0.00	0.00	0.00	0.00	0.00	0.00	0.00	0.00	0.00	0.00	0.00
Cuyahoga County, OH	PM ₁₀	Maintenance	100	0.00	0.17	-9.32	-9.47	-9.46	-9.45	-9.45	-9.45	-9.45	-9.45	-9.41
Cuyahoga County, OH	SO _x	Maintenance	100	0.00	0.17	-9.32	-9.47	-9.46	-9.45	-9.45	-9.45	-9.45	-9.45	-9.41
Dallas-Fort Worth, TX	Ozone	Moderate	50	0.00	0.44	-24.36	-24.75	-24.73	-24.72	-24.72	-24.71	-24.70	-24.70	-24.61
Dayton-Springfield, OH	Ozone	Maintenance	100	0.00	0.18	-9.98	-10.14	-10.13	-10.12	-10.12	-10.12	-10.12	-10.12	-10.08
Dayton-Springfield, OH	PM _{2.5}	Nonattainment	100	0.00	0.18	-9.98	-10.14	-10.13	-10.12	-10.12	-10.12	-10.12	-10.12	-10.08
Denver Metro, CO	PM ₁₀	Maintenance	100	0.00	0.21	-11.53	-11.72	-11.71	-11.70	-11.70	-11.70	-11.69	-11.69	-11.65
Denver-Boulder, CO	CO	Maintenance	100	0.00	0.20	-10.97	-11.14	-11.13	-11.13	-11.13	-11.13	-11.13	-11.12	-11.08
Denver-Boulder-Greeley-Fort Collins-Loveland, CO	Ozone	Former Subpart 1	50	0.00	0.27	-14.57	-14.81	-14.80	-14.79	-14.79	-14.78	-14.78	-14.78	-14.72
Detroit, MI	CO	Maintenance	100	0.00	0.23	-12.86	-13.07	-13.06	-13.05	-13.05	-13.05	-13.05	-13.04	-13.00
Detroit-Ann Arbor, MI	Ozone	Maintenance	100	0.00	1.41	-77.30	-78.55	-78.48	-78.44	-78.44	-78.42	-78.42	-78.38	-78.10
Detroit-Ann Arbor, MI	PM _{2.5}	Nonattainment	100	0.00	1.41	-77.30	-78.55	-78.48	-78.44	-78.44	-78.42	-78.42	-78.38	-78.10
Door County, WI	Ozone	Former Subpart 1	50	0.00	0.01	-0.28	-0.28	-0.28	-0.28	-0.28	-0.28	-0.28	-0.28	-0.28
Douglas (Cochise County), AZ	PM ₁₀	Moderate	100	0.00	0.01	-0.41	-0.41	-0.41	-0.41	-0.41	-0.41	-0.41	-0.41	-0.41

Table D2-2 Emission Changes <u>a/</u> (for Cumulative Impacts) by Nonattainment Area with Alternative Standards for HD Vehicles Acetaldehyde 2030														
Nonattainment Area	Pollutant	Status <u>c/</u>	General Conformity Threshold <u>d/</u>	Emissions Changes for Cumulative Impacts (tons/year)										
				Alt. 1	Alt. 2	Alt. 3	Alt. 4	Alt. 6A	Alt. 5	Alt. 6 <u>b/</u>	Alt. 7	Alt. 6B	Alt. 8	
				No Action	Engine Only	Class 8 Tractors	Engines & Classes 7-8 Tractors	15% below Preferred Alternative Stringency	Engines, Classes 7-8 Tractors, & Classes 2b-3	Engines, Tractors, & Classes 2b-8	Engines, Tractors, & Truck, & Trailers	20% above Preferred Alternative Stringency	Accelerated Hybrid Adoption	
Douglas (Cochise County), AZ	SO _x	Maintenance	100	0.00	0.01	-0.41	-0.41	-0.41	-0.41	-0.41	-0.41	-0.41	-0.41	-0.41
Duluth, MN	CO	Maintenance	100	0.00	0.01	-0.49	-0.50	-0.50	-0.50	-0.50	-0.50	-0.50	-0.50	-0.49
Eagle River, AK	PM ₁₀	Moderate	100	0.00	0.00	-0.03	-0.03	-0.03	-0.03	-0.03	-0.03	-0.03	-0.03	-0.03
East Chicago, IN	CO	Maintenance	100	0.00	0.02	-1.19	-1.21	-1.21	-1.21	-1.21	-1.21	-1.21	-1.21	-1.20
East Chicago, IN	PM ₁₀	Maintenance	100	0.00	0.02	-1.19	-1.21	-1.21	-1.21	-1.21	-1.21	-1.21	-1.21	-1.20
East Helena Area (Lewis and Clark County), MT	SO _x	Nonattainment	100	0.00	0.00	-0.01	-0.01	-0.01	-0.01	-0.01	-0.01	-0.01	-0.01	-0.01
El Paso County, TX	PM ₁₀	Moderate	100	0.00	0.02	-1.32	-1.34	-1.34	-1.34	-1.34	-1.34	-1.34	-1.34	-1.33
El Paso, TX	CO	Maintenance	100	0.00	0.00	-0.08	-0.09	-0.09	-0.09	-0.09	-0.09	-0.09	-0.09	-0.08
Erie, PA	Ozone	Maintenance	100	0.00	0.03	-1.57	-1.59	-1.59	-1.59	-1.59	-1.59	-1.59	-1.59	-1.58
Essex County (Whiteface Mountain), NY	Ozone	Former Subpart 1	50	0.00	0.00	-0.01	-0.01	-0.01	-0.01	-0.01	-0.01	-0.01	-0.01	-0.01
Eugene-Springfield, OR	CO	Maintenance	100	0.00	0.04	-2.19	-2.23	-2.22	-2.22	-2.22	-2.22	-2.22	-2.22	-2.21
Eugene-Springfield, OR	PM ₁₀	Moderate	100	0.00	0.04	-2.19	-2.23	-2.22	-2.22	-2.22	-2.22	-2.22	-2.22	-2.21
Evansville, IN	Ozone	Maintenance	100	0.00	0.08	-4.30	-4.37	-4.37	-4.37	-4.37	-4.37	-4.36	-4.36	-4.35
Evansville, IN	PM _{2.5}	Nonattainment	100	0.00	0.08	-4.30	-4.37	-4.37	-4.37	-4.37	-4.37	-4.36	-4.36	-4.35
Fairbanks, AK	CO	Maintenance	100	0.00	0.00	-0.09	-0.09	-0.09	-0.09	-0.09	-0.09	-0.09	-0.09	-0.09
Fayetteville, NC	Ozone	Former Subpart 1	50	0.00	0.03	-1.58	-1.60	-1.60	-1.60	-1.60	-1.60	-1.60	-1.60	-1.59
Flathead County; Whitefish and vicinity, MT	PM ₁₀	Moderate	100	0.00	0.00	-0.04	-0.04	-0.04	-0.04	-0.04	-0.04	-0.04	-0.04	-0.04
Flint, MI	Ozone	Maintenance	100	0.00	0.08	-4.19	-4.26	-4.25	-4.25	-4.25	-4.25	-4.25	-4.25	-4.23
Follansbee, WV	PM ₁₀	Maintenance	100	0.00	0.00	0.00	0.00	0.00	0.00	0.00	0.00	0.00	0.00	0.00
Fort Collins, CO	CO	Maintenance	100	0.00	0.01	-0.81	-0.83	-0.83	-0.83	-0.83	-0.83	-0.83	-0.83	-0.82
Fort Hall Reservation, ID	PM ₁₀	Moderate	100	0.00	0.00	0.00	0.00	0.00	0.00	0.00	0.00	0.00	0.00	0.00
Fort Wayne, IN	Ozone	Maintenance	100	0.00	0.05	-2.51	-2.55	-2.55	-2.55	-2.55	-2.55	-2.55	-2.55	-2.54
Franklin County, PA	Ozone	Maintenance	100	0.00	0.02	-1.22	-1.24	-1.24	-1.24	-1.24	-1.24	-1.24	-1.24	-1.23
Franklin Township (Coshocton County), OH	SO _x	Maintenance	100	0.00	0.00	-0.01	-0.01	-0.01	-0.01	-0.01	-0.01	-0.01	-0.01	-0.01
Frederick County, VA	Ozone	Former Subpart 1	50	0.00	0.01	-0.81	-0.82	-0.82	-0.82	-0.82	-0.82	-0.82	-0.82	-0.82
Fredericksburg, VA	Ozone	Maintenance	100	0.00	0.03	-1.56	-1.59	-1.59	-1.59	-1.59	-1.59	-1.58	-1.58	-1.58
Freehold, NJ	CO	Maintenance	100	0.00	0.00	-0.03	-0.03	-0.03	-0.03	-0.03	-0.03	-0.03	-0.03	-0.03
Fresno, CA	CO	Maintenance	100	0.00	0.05	-2.63	-2.68	-2.67	-2.67	-2.67	-2.67	-2.67	-2.67	-2.66
Grand Rapids, MI	Ozone	Maintenance	100	0.00	0.12	-6.73	-6.84	-6.84	-6.83	-6.83	-6.83	-6.83	-6.83	-6.80
Granite City, Nameoki Townships, IL	PM ₁₀	Maintenance	100	0.00	0.01	-0.28	-0.29	-0.29	-0.29	-0.29	-0.29	-0.29	-0.29	-0.29
Grant County, NM	SO _x	Maintenance	100	0.00	0.00	-0.02	-0.02	-0.02	-0.02	-0.02	-0.02	-0.02	-0.02	-0.02
Grants Pass, OR	CO	Maintenance	100	0.00	0.00	-0.18	-0.18	-0.18	-0.18	-0.18	-0.18	-0.18	-0.18	-0.18
Grants Pass, OR	PM ₁₀	Maintenance	100	0.00	0.00	-0.18	-0.18	-0.18	-0.18	-0.18	-0.18	-0.18	-0.18	-0.18
Great Falls, MT	CO	Maintenance	100	0.00	0.00	-0.11	-0.11	-0.11	-0.11	-0.11	-0.11	-0.11	-0.11	-0.11
Greater Connecticut, CT	Ozone	Moderate	50	0.00	0.08	-4.52	-4.59	-4.59	-4.58	-4.58	-4.58	-4.58	-4.58	-4.56
Greeley, CO	CO	Maintenance	100	0.00	0.01	-0.67	-0.68	-0.68	-0.68	-0.68	-0.68	-0.68	-0.68	-0.68
Green Bay, WI	SO _x	Maintenance	100	0.00	0.01	-0.72	-0.74	-0.73	-0.73	-0.73	-0.73	-0.73	-0.73	-0.73
Greene County, IN	Ozone	Maintenance	100	0.00	0.01	-0.34	-0.34	-0.34	-0.34	-0.34	-0.34	-0.34	-0.34	-0.34
Greene County, PA	Ozone	Maintenance	100	0.00	0.00	-0.22	-0.23	-0.23	-0.23	-0.23	-0.23	-0.23	-0.23	-0.22
Greensboro-Winston Salem-High Point, NC	Ozone	Marginal	50	0.00	0.25	-13.69	-13.91	-13.89	-13.89	-13.89	-13.88	-13.88	-13.88	-13.83
Greensboro-Winston salem-High Point, NC	PM _{2.5}	Nonattainment	100	0.00	0.25	-13.69	-13.91	-13.89	-13.89	-13.89	-13.88	-13.88	-13.88	-13.83
Greenville-Spartanburg-Anderson, SC	Ozone	Former Subpart 1	50	0.00	0.11	-6.01	-6.11	-6.10	-6.10	-6.10	-6.10	-6.10	-6.10	-6.07
Groveland Township (Tazewell County), IL	SO _x	Maintenance	100	0.00	0.00	-0.16	-0.16	-0.16	-0.16	-0.16	-0.16	-0.16	-0.16	-0.16

Table D2-2 Emission Changes <u>a/</u> (for Cumulative Impacts) by Nonattainment Area with Alternative Standards for HD Vehicles Acetaldehyde 2030														
Nonattainment Area	Pollutant	Status <u>c/</u>	General Conformity Threshold <u>d/</u>	Emissions Changes for Cumulative Impacts (tons/year)										
				Alt. 1	Alt. 2	Alt. 3	Alt. 4	Alt. 6A	Alt. 5	Alt. 6 <u>b/</u>	Alt. 7	Alt. 6B	Alt. 8	
				No Action	Engine Only	Class 8 Tractors	Engines & Classes 7-8 Tractors	15% below Preferred Alternative Stringency	Engines, Classes 7-8 Tractors, & Classes 2b-3	Engines, Tractors, & Classes 2b-8	Engines, Tractors, & Truck, & Trailers	20% above Preferred Alternative Stringency	Accelerated Hybrid Adoption	
Hancock-Knox-Lincoln-Waldo Counties, ME	Ozone	Maintenance	100	0.00	0.01	-0.69	-0.70	-0.70	-0.70	-0.70	-0.70	-0.70	-0.70	-0.70
Harrisburg-Lebanon-Carlisle, PA	Ozone	Maintenance	100	0.00	0.24	-12.92	-13.13	-13.12	-13.11	-13.11	-13.11	-13.11	-13.10	-13.05
Harrisburg-Lebanon-Carlisle, PA	PM _{2.5}	Nonattainment	100	0.00	0.24	-12.92	-13.13	-13.12	-13.11	-13.11	-13.11	-13.11	-13.10	-13.05
Hartford-New Britain-Middletown, CT	CO	Maintenance	100	0.00	0.06	-3.12	-3.17	-3.16	-3.16	-3.16	-3.16	-3.16	-3.16	-3.15
Hayden (Pinal County), AZ	SO _x	Nonattainment	100	0.00	0.00	-0.05	-0.05	-0.05	-0.05	-0.05	-0.05	-0.05	-0.05	-0.05
Hayden/Miami, AZ	PM ₁₀	Moderate	100	0.00	0.00	-0.18	-0.19	-0.19	-0.19	-0.19	-0.19	-0.19	-0.19	-0.19
Haywood and Swain Counties (Great Smoky Mountain NP), NC	Ozone	Maintenance	100	0.00	0.00	-0.04	-0.04	-0.04	-0.04	-0.04	-0.04	-0.04	-0.04	-0.04
Hazelwood, PA	SO _x	Maintenance	100	0.00	0.00	-0.14	-0.15	-0.15	-0.15	-0.15	-0.15	-0.15	-0.15	-0.15
Hickory, NC	PM _{2.5}	Nonattainment	100	0.00	0.02	-0.92	-0.94	-0.94	-0.94	-0.94	-0.94	-0.94	-0.94	-0.93
Hickory-Morgantown-Lenoir, NC	Ozone	Former Subpart 1	50	0.00	0.03	-1.65	-1.67	-1.67	-1.67	-1.67	-1.67	-1.67	-1.67	-1.66
Hollis Township, IL	SO _x	Maintenance	100	0.00	0.00	-0.02	-0.02	-0.02	-0.02	-0.02	-0.02	-0.02	-0.02	-0.02
Houston-Galveston-Brazoria, TX	Ozone	Severe	25	0.00	-0.31	-24.02	-24.77	-24.74	-25.10	-25.10	-25.09	-25.08	-25.36	-25.36
Humphreys County, TN	SO _x	Maintenance	100	0.00	0.00	-0.06	-0.06	-0.06	-0.06	-0.06	-0.06	-0.06	-0.06	-0.06
Huntington-Ashland, WV-KY-OH	PM _{2.5}	Nonattainment	100	0.00	0.04	-1.92	-1.95	-1.95	-1.95	-1.95	-1.95	-1.95	-1.95	-1.94
Huntington-Ashland, WV-KY	Ozone	Maintenance	100	0.00	0.02	-0.99	-1.01	-1.01	-1.01	-1.01	-1.01	-1.01	-1.01	-1.00
Huron County, MI	Ozone	Maintenance	100	0.00	0.00	-0.23	-0.23	-0.23	-0.23	-0.23	-0.23	-0.23	-0.23	-0.23
Imperial County, CA	Ozone	Moderate	50	0.00	0.02	-1.22	-1.24	-1.24	-1.24	-1.24	-1.24	-1.24	-1.24	-1.23
Imperial Valley, CA	PM ₁₀	Serious	70	0.00	0.02	-1.20	-1.21	-1.21	-1.21	-1.21	-1.21	-1.21	-1.21	-1.21
Indian Wells, CA	PM ₁₀	Maintenance	100	0.00	0.00	-0.16	-0.16	-0.16	-0.16	-0.16	-0.16	-0.16	-0.16	-0.16
Indianapolis, IN	CO	Maintenance	100	0.00	0.44	-23.94	-24.33	-24.31	-24.30	-24.30	-24.29	-24.28	-24.19	-24.19
Indianapolis, IN	Ozone	Maintenance	100	0.00	0.44	-23.94	-24.33	-24.31	-24.30	-24.30	-24.29	-24.28	-24.19	-24.19
Indianapolis, IN	PM _{2.5}	Nonattainment	100	0.00	0.44	-23.94	-24.33	-24.31	-24.30	-24.30	-24.29	-24.28	-24.19	-24.19
Jackson County, IN	Ozone	Maintenance	100	0.00	0.01	-0.71	-0.72	-0.72	-0.72	-0.72	-0.72	-0.72	-0.72	-0.72
Jamestown, NY	Ozone	Former Subpart 1	50	0.00	0.02	-1.01	-1.02	-1.02	-1.02	-1.02	-1.02	-1.02	-1.02	-1.02
Jefferson County, NY	Ozone	Moderate	50	0.00	0.01	-0.65	-0.66	-0.66	-0.66	-0.66	-0.66	-0.66	-0.66	-0.66
Jefferson County, OH	PM ₁₀	Maintenance	100	0.00	0.00	-0.05	-0.05	-0.05	-0.05	-0.05	-0.05	-0.05	-0.05	-0.05
Johnson City-Kingsport-Bristol, TN	Ozone	Former Subpart 1	50	0.00	0.02	-1.35	-1.38	-1.37	-1.37	-1.37	-1.37	-1.37	-1.37	-1.37
Johnstown, PA	Ozone	Maintenance	100	0.00	0.02	-0.90	-0.92	-0.92	-0.92	-0.92	-0.92	-0.92	-0.91	-0.91
Johnstown, PA	PM _{2.5}	Nonattainment	100	0.00	0.02	-0.90	-0.92	-0.92	-0.92	-0.92	-0.92	-0.92	-0.91	-0.91
Juneau, AK	PM ₁₀	Moderate	100	0.00	0.00	-0.04	-0.04	-0.04	-0.04	-0.04	-0.04	-0.04	-0.04	-0.04
Kalamazoo-Battle Creek, MI	Ozone	Maintenance	100	0.00	0.07	-4.08	-4.14	-4.14	-4.14	-4.14	-4.14	-4.14	-4.13	-4.12
Kalispell, MT	PM ₁₀	Moderate	100	0.00	0.00	-0.17	-0.18	-0.17	-0.17	-0.17	-0.17	-0.17	-0.17	-0.17
Kent and Queen Annes Counties, MD	Ozone	Maintenance	100	0.00	0.01	-0.45	-0.45	-0.45	-0.45	-0.45	-0.45	-0.45	-0.45	-0.45
Kent, WA	PM ₁₀	Maintenance	100	0.00	0.00	-0.14	-0.14	-0.14	-0.14	-0.14	-0.14	-0.14	-0.14	-0.14
Kern County (Eastern Kern), CA	Ozone	Former Subpart 1	50	0.00	0.01	-0.39	-0.40	-0.40	-0.40	-0.40	-0.40	-0.40	-0.40	-0.39
Kewaunee County, WI	Ozone	Maintenance	100	0.00	0.00	-0.19	-0.19	-0.19	-0.19	-0.19	-0.19	-0.19	-0.19	-0.19
King County, WA	PM ₁₀	Maintenance	100	0.00	0.00	-0.06	-0.06	-0.06	-0.06	-0.06	-0.06	-0.06	-0.06	-0.06
Klamath Falls, OR	CO	Maintenance	100	0.00	0.01	-0.49	-0.50	-0.50	-0.49	-0.49	-0.49	-0.49	-0.49	-0.49
Klamath Falls, OR	PM ₁₀	Maintenance	100	0.00	0.01	-0.49	-0.50	-0.50	-0.49	-0.49	-0.49	-0.49	-0.49	-0.49
Knoxville, TN	Ozone	Former Subpart 1	50	0.00	0.29	-16.07	-16.33	-16.31	-16.30	-16.30	-16.30	-16.29	-16.23	-16.23
Knoxville, TN	PM _{2.5}	Nonattainment	100	0.00	0.29	-16.07	-16.33	-16.31	-16.30	-16.30	-16.30	-16.29	-16.23	-16.23
La Porte County, IN	SO _x	Maintenance	100	0.00	0.01	-0.36	-0.37	-0.37	-0.37	-0.37	-0.37	-0.37	-0.37	-0.36
LaGrande, OR	PM ₁₀	Maintenance	100	0.00	0.00	-0.07	-0.07	-0.07	-0.07	-0.07	-0.07	-0.07	-0.07	-0.07

Table D2-2 Emission Changes <u>a/</u> (for Cumulative Impacts) by Nonattainment Area with Alternative Standards for HD Vehicles Acetaldehyde 2030														
Nonattainment Area	Pollutant	Status <u>c/</u>	General Conformity Threshold <u>d/</u>	Emissions Changes for Cumulative Impacts (tons/year)										
				Alt. 1	Alt. 2	Alt. 3	Alt. 4	Alt. 6A	Alt. 5	Alt. 6 <u>b/</u>	Alt. 7	Alt. 6B	Alt. 8	
				No Action	Engine Only	Class 8 Tractors	Engines & Classes 7-8 Tractors	15% below Preferred Alternative Stringency	Engines, Classes 7-8 Tractors, & Classes 2b-3	Engines, Tractors, & Classes 2b-8	Engines, Tractors, & Truck, & Trailers	20% above Preferred Alternative Stringency	Accelerated Hybrid Adoption	
Lake County, IN	SO _x	Maintenance	100	0.00	0.03	-1.75	-1.78	-1.77	-1.77	-1.77	-1.77	-1.77	-1.77	-1.76
Lake County, OH	SO _x	Maintenance	100	0.00	0.00	-0.23	-0.23	-0.23	-0.23	-0.23	-0.23	-0.23	-0.23	-0.23
Lake County, OR	PM ₁₀	Maintenance	100	0.00	0.00	-0.03	-0.03	-0.03	-0.03	-0.03	-0.03	-0.03	-0.03	-0.03
Lake Tahoe North Shore, CA	CO	Maintenance	100	0.00	0.00	-0.09	-0.09	-0.09	-0.09	-0.09	-0.09	-0.09	-0.09	-0.09
Lake Tahoe South Shore, CA	CO	Maintenance	100	0.00	0.00	-0.21	-0.22	-0.22	-0.22	-0.22	-0.22	-0.22	-0.22	-0.22
Lake Tahoe, NV	CO	Maintenance	100	0.00	0.00	-0.06	-0.06	-0.06	-0.06	-0.06	-0.06	-0.06	-0.06	-0.06
Lamar, CO	PM ₁₀	Maintenance	100	0.00	0.00	-0.05	-0.05	-0.05	-0.05	-0.05	-0.05	-0.05	-0.05	-0.05
Lame Deer, MT	PM ₁₀	Moderate	100	0.00	0.00	-0.01	-0.01	-0.01	-0.01	-0.01	-0.01	-0.01	-0.01	-0.01
Lancaster, PA	Ozone	Maintenance	100	0.00	0.09	-5.18	-5.26	-5.26	-5.26	-5.26	-5.26	-5.25	-5.25	-5.23
Lancaster, PA	PM _{2.5}	Nonattainment	100	0.00	0.09	-5.18	-5.26	-5.26	-5.26	-5.26	-5.26	-5.25	-5.25	-5.23
Lane County, OR	PM ₁₀	Moderate	100	0.00	0.00	-0.01	-0.01	-0.01	-0.01	-0.01	-0.01	-0.01	-0.01	-0.01
Lansing-East Lansing, MI	Ozone	Maintenance	100	0.00	0.07	-3.88	-3.95	-3.94	-3.94	-3.94	-3.94	-3.94	-3.94	-3.92
LaPorte, IN	Ozone	Maintenance	100	0.00	0.02	-1.01	-1.02	-1.02	-1.02	-1.02	-1.02	-1.02	-1.02	-1.02
Las Vegas, NV	CO	Serious	100	0.00	0.04	-2.30	-2.34	-2.34	-2.34	-2.34	-2.34	-2.34	-2.34	-2.33
Las Vegas, NV	Ozone	Former Subpart 1	50	0.00	0.04	-2.30	-2.34	-2.34	-2.34	-2.34	-2.34	-2.34	-2.34	-2.33
Lauderdale County, AL	SO _x	Maintenance	100	0.00	0.01	-0.49	-0.50	-0.50	-0.50	-0.50	-0.50	-0.50	-0.50	-0.49
Laurel Area (Yellowstone County), MT	SO _x	Nonattainment	100	0.00	0.00	-0.01	-0.01	-0.01	-0.01	-0.01	-0.01	-0.01	-0.01	-0.01
Libby, MT	PM ₁₀	Moderate	100	0.00	0.00	-0.06	-0.06	-0.06	-0.06	-0.06	-0.06	-0.06	-0.06	-0.06
Libby, MT	PM _{2.5}	Nonattainment	100	0.00	0.00	-0.06	-0.06	-0.06	-0.06	-0.06	-0.06	-0.06	-0.06	-0.06
Liberty-Clairton, PA	PM _{2.5}	Nonattainment	100	0.00	0.00	-0.05	-0.05	-0.05	-0.05	-0.05	-0.05	-0.05	-0.05	-0.05
Lima, OH	Ozone	Maintenance	100	0.00	0.01	-0.81	-0.83	-0.82	-0.82	-0.82	-0.82	-0.82	-0.82	-0.82
Longmont, CO	CO	Maintenance	100	0.00	0.01	-0.41	-0.41	-0.41	-0.41	-0.41	-0.41	-0.41	-0.41	-0.41
Lorain County, OH	SO _x	Maintenance	100	0.00	0.01	-0.27	-0.28	-0.28	-0.28	-0.28	-0.28	-0.28	-0.28	-0.28
Los Angeles South Coast Air Basin, CA	CO	Maintenance	100	0.00	3.95	-220.17	-223.76	-223.56	-223.47	-223.48	-223.42	-223.29	-223.29	-222.53
Los Angeles South Coast Air Basin, CA	NO _x	Maintenance	100	0.00	3.95	-220.17	-223.76	-223.56	-223.47	-223.48	-223.42	-223.29	-223.29	-222.53
Los Angeles South Coast Air Basin, CA	Ozone	Extreme	10	0.00	3.95	-220.17	-223.76	-223.56	-223.47	-223.48	-223.42	-223.29	-223.29	-222.53
Los Angeles South Coast Air Basin, CA	PM ₁₀	Serious	70	0.00	3.95	-220.17	-223.76	-223.56	-223.47	-223.48	-223.42	-223.29	-223.29	-222.53
Los Angeles South Coast Air Basin, CA	PM _{2.5}	Nonattainment	100	0.00	3.95	-220.17	-223.76	-223.56	-223.47	-223.48	-223.42	-223.29	-223.29	-222.53
Los Angeles-San Bernardino Counties (western Mohave), CA	Ozone	Moderate	50	0.00	0.04	-2.13	-2.17	-2.16	-2.16	-2.16	-2.16	-2.16	-2.16	-2.15
Louisville, KY-IN	Ozone	Maintenance	100	0.00	0.31	-16.91	-17.18	-17.17	-17.16	-17.16	-17.16	-17.16	-17.15	-17.08
Louisville, KY-IN	PM _{2.5}	Nonattainment	100	0.00	0.31	-16.91	-17.18	-17.17	-17.16	-17.16	-17.16	-17.15	-17.15	-17.08
Lowell, MA	CO	Maintenance	100	0.00	0.01	-0.50	-0.51	-0.50	-0.50	-0.50	-0.50	-0.50	-0.50	-0.50
Lucas County, OH	SO _x	Maintenance	100	0.00	0.03	-1.68	-1.71	-1.71	-1.70	-1.70	-1.70	-1.70	-1.70	-1.70
Lyons Township, IL	PM ₁₀	Maintenance	100	0.00	0.01	-0.43	-0.44	-0.44	-0.44	-0.44	-0.44	-0.44	-0.44	-0.44
Macon, GA	Ozone	Maintenance	100	0.00	0.03	-1.58	-1.61	-1.61	-1.61	-1.61	-1.61	-1.61	-1.61	-1.60
Macon, GA	PM _{2.5}	Nonattainment	100	0.00	0.03	-1.58	-1.61	-1.61	-1.61	-1.61	-1.61	-1.61	-1.61	-1.60
Madison and Page Counties (Shenandoah NP), VA	Ozone	Maintenance	100	0.00	0.00	-0.01	-0.01	-0.01	-0.01	-0.01	-0.01	-0.01	-0.01	-0.01
Madison, WI	SO _x	Maintenance	100	0.00	0.03	-1.69	-1.72	-1.72	-1.71	-1.71	-1.71	-1.71	-1.71	-1.71
Mammoth Lake, CA	PM ₁₀	Moderate	100	0.00	0.00	-0.06	-0.06	-0.06	-0.06	-0.06	-0.06	-0.06	-0.06	-0.06
Manchester, NH	CO	Maintenance	100	0.00	0.01	-0.37	-0.38	-0.38	-0.38	-0.38	-0.38	-0.38	-0.38	-0.37
Manitowoc County, WI	Ozone	Former Subpart 1	50	0.00	0.02	-0.98	-1.00	-1.00	-1.00	-1.00	-1.00	-1.00	-1.00	-0.99
Marion County, IN	SO _x	Maintenance	100	0.00	0.03	-1.67	-1.69	-1.69	-1.69	-1.69	-1.69	-1.69	-1.69	-1.68
Mariposa and Tuolumne Counties (Southern Mountain), CA	Ozone	Former Subpart 1	50	0.00	0.01	-0.37	-0.38	-0.38	-0.38	-0.38	-0.38	-0.38	-0.38	-0.38

Table D2-2 Emission Changes <u>a/</u> (for Cumulative Impacts) by Nonattainment Area with Alternative Standards for HD Vehicles Acetaldehyde 2030													
Nonattainment Area	Pollutant	Status <u>c/</u>	General Conformity Threshold <u>d/</u>	Emissions Changes for Cumulative Impacts (tons/year)									
				Alt. 1	Alt. 2	Alt. 3	Alt. 4	Alt. 6A	Alt. 5	Alt. 6 <u>b/</u>	Alt. 7	Alt. 6B	Alt. 8
				No Action	Engine Only	Class 8 Tractors	Engines & Classes 7-8 Tractors	15% below Preferred Alternative Stringency	Engines, Classes 7-8 Tractors, & Classes 2b-3	Engines, Tractors, & Classes 2b-8	Engines, Tractors, & Truck, & Trailers	20% above Preferred Alternative Stringency	Accelerated Hybrid Adoption
Martinsburg, WV-Hagerstown, MD	PM _{2.5}	Nonattainment	100	0.00	0.03	-1.87	-1.90	-1.89	-1.89	-1.89	-1.89	-1.89	-1.89
Mason County, MI	Ozone	Maintenance	100	0.00	0.00	-0.22	-0.22	-0.22	-0.22	-0.22	-0.22	-0.22	-0.22
Medford, OR	CO	Maintenance	100	0.00	0.01	-0.41	-0.41	-0.41	-0.41	-0.41	-0.41	-0.41	-0.41
Medford-Ashland, OR	PM ₁₀	Maintenance	100	0.00	0.02	-0.97	-0.99	-0.99	-0.99	-0.99	-0.99	-0.99	-0.98
Memphis, TN-AR	Ozone	Maintenance	100	0.00	0.11	-6.10	-6.20	-6.19	-6.19	-6.19	-6.19	-6.19	-6.16
Memphis, TN	CO	Maintenance	100	0.00	0.10	-5.58	-5.67	-5.66	-5.66	-5.66	-5.66	-5.66	-5.64
Miami (Gila County), AZ	SO _x	Maintenance	100	0.00	0.00	-0.13	-0.13	-0.13	-0.13	-0.13	-0.13	-0.13	-0.13
Millinocket AQCR 109, ME	SO _x	Maintenance	100	0.00	0.00	-0.04	-0.04	-0.04	-0.04	-0.04	-0.04	-0.04	-0.04
Milwaukee, WI	SO _x	Maintenance	100	0.00	0.05	-2.62	-2.66	-2.66	-2.66	-2.66	-2.66	-2.66	-2.65
Milwaukee-Racine, WI	Ozone	Moderate	50	0.00	0.19	-10.64	-10.81	-10.80	-10.79	-10.79	-10.79	-10.78	-10.75
Minneapolis-St Paul, MN	CO	Maintenance	100	0.00	0.61	-35.37	-35.97	-35.93	-35.93	-35.93	-35.92	-35.90	-35.79
Minneapolis-St Paul, MN	SO _x	Maintenance	100	0.00	0.64	-35.34	-35.91	-35.88	-35.86	-35.86	-35.85	-35.83	-35.70
Missoula, MT	CO	Maintenance	100	0.00	0.01	-0.72	-0.73	-0.73	-0.73	-0.73	-0.73	-0.73	-0.72
Missoula, MT	PM ₁₀	Moderate	100	0.00	0.01	-0.72	-0.73	-0.73	-0.73	-0.73	-0.73	-0.73	-0.72
Modesto, CA	CO	Maintenance	100	0.00	0.03	-1.48	-1.51	-1.50	-1.50	-1.50	-1.50	-1.50	-1.50
Mohave County, AZ	PM ₁₀	Maintenance	100	0.00	0.01	-0.67	-0.68	-0.68	-0.68	-0.68	-0.68	-0.68	-0.68
Mono Basin, CA	PM ₁₀	Moderate	100	0.00	0.00	-0.01	-0.01	-0.01	-0.01	-0.01	-0.01	-0.01	-0.01
Morenci (Greenlee County), AZ	SO _x	Maintenance	100	0.00	0.00	-0.01	-0.01	-0.01	-0.01	-0.01	-0.01	-0.01	-0.01
Morristown, NJ	CO	Maintenance	100	0.00	0.00	-0.08	-0.08	-0.08	-0.08	-0.08	-0.08	-0.08	-0.08
Muhlenberg County, KY	SO _x	Maintenance	100	0.00	0.00	-0.18	-0.18	-0.18	-0.18	-0.18	-0.18	-0.18	-0.18
Muncie, IN	Ozone	Maintenance	100	0.00	0.01	-0.82	-0.84	-0.83	-0.83	-0.83	-0.83	-0.83	-0.83
Murray County (Chattahoochee NF), GA	Ozone	Maintenance	100	0.00	0.00	-0.03	-0.03	-0.03	-0.03	-0.03	-0.03	-0.03	-0.03
Muscatine County, IA	SO _x	Maintenance	100	0.00	0.00	-0.13	-0.13	-0.13	-0.13	-0.13	-0.13	-0.13	-0.13
Muskegon, MI	Ozone	Maintenance	100	0.00	0.02	-1.06	-1.07	-1.07	-1.07	-1.07	-1.07	-1.07	-1.07
Nashua, NH	CO	Maintenance	100	0.00	0.01	-0.30	-0.30	-0.30	-0.30	-0.30	-0.30	-0.30	-0.30
Nashville, TN	Ozone	Former Subpart 1	50	0.00	0.24	-13.37	-13.59	-13.57	-13.57	-13.57	-13.56	-13.56	-13.51
Nevada County (western part), CA	Ozone	Former Subpart 1	50	0.00	0.01	-0.42	-0.43	-0.43	-0.43	-0.43	-0.43	-0.43	-0.42
New Haven County, CT	PM ₁₀	Maintenance	100	0.00	0.01	-0.45	-0.45	-0.45	-0.45	-0.45	-0.45	-0.45	-0.45
New Haven-Meriden-Waterbury, CT	CO	Maintenance	100	0.00	0.04	-2.37	-2.41	-2.41	-2.41	-2.41	-2.41	-2.41	-2.40
New Manchester-Grant Magisterial District (Hancock County), WV	SO _x	Maintenance	100	0.00	0.00	-0.02	-0.02	-0.02	-0.02	-0.02	-0.02	-0.02	-0.02
New York County, NY	PM ₁₀	Moderate	100	0.00	0.02	-0.94	-0.95	-0.95	-0.95	-0.95	-0.95	-0.95	-0.95
New York-N. New Jersey-Long Island, NY-NJ-CT	CO	Maintenance	100	0.00	1.05	-57.33	-58.26	-58.20	-58.17	-58.18	-58.16	-58.13	-57.92
New York-N. New Jersey-Long Island, NY-NJ-CT	PM _{2.5}	Nonattainment	100	0.00	1.05	-57.33	-58.26	-58.20	-58.17	-58.18	-58.16	-58.13	-57.92
New York-northern New Jersey-Long Island, NY-NJ-CT	Ozone	Moderate	50	0.00	0.70	-38.32	-38.94	-38.91	-38.89	-38.89	-38.88	-38.85	-38.72
Nogales, AZ	PM ₁₀	Moderate	100	0.00	0.00	-0.25	-0.25	-0.25	-0.25	-0.25	-0.25	-0.25	-0.25
Norfolk-Virginia Beach-Newport News, VA	Ozone	Maintenance	100	0.00	0.06	-3.54	-3.60	-3.60	-3.59	-3.59	-3.59	-3.59	-3.58
Ogden, UT	CO	Maintenance	100	0.00	0.01	-0.41	-0.42	-0.42	-0.42	-0.42	-0.42	-0.42	-0.42
Ogden, UT	PM ₁₀	Moderate	100	0.00	0.01	-0.41	-0.42	-0.42	-0.42	-0.42	-0.42	-0.42	-0.42
Oglesby, IL	PM ₁₀	Maintenance	100	0.00	0.00	-0.02	-0.02	-0.02	-0.02	-0.02	-0.02	-0.02	-0.02
Olmsted County, MN	PM ₁₀	Maintenance	100	0.00	0.00	-0.13	-0.13	-0.13	-0.13	-0.13	-0.13	-0.13	-0.13
Olympia, Tumwater, Lacey, WA	PM ₁₀	Maintenance	100	0.00	0.01	-0.61	-0.62	-0.62	-0.62	-0.62	-0.62	-0.61	-0.61
Owens Valley, CA	PM ₁₀	Serious	70	0.00	0.00	-0.02	-0.02	-0.02	-0.02	-0.02	-0.02	-0.02	-0.02
Pagosa Springs, CO	PM ₁₀	Maintenance	100	0.00	0.00	0.00	0.00	0.00	0.00	0.00	0.00	0.00	0.00

Table D2-2 Emission Changes <u>a/</u> (for Cumulative Impacts) by Nonattainment Area with Alternative Standards for HD Vehicles Acetaldehyde 2030														
Nonattainment Area	Pollutant	Status <u>c/</u>	General Conformity Threshold <u>d/</u>	Emissions Changes for Cumulative Impacts (tons/year)										
				Alt. 1	Alt. 2	Alt. 3	Alt. 4	Alt. 6A	Alt. 5	Alt. 6 <u>b/</u>	Alt. 7	Alt. 6B	Alt. 8	
				No Action	Engine Only	Class 8 Tractors	Engines & Classes 7-8 Tractors	15% below Preferred Alternative Stringency	Engines, Classes 7-8 Tractors, & Classes 2b-3	Engines, Tractors, & Classes 2b-8	Engines, Tractors, & Truck, & Trailers	20% above Preferred Alternative Stringency	Accelerated Hybrid Adoption	
Parkersburg-Marietta, WV-OH	Ozone	Maintenance	100	0.00	0.04	-2.28	-2.32	-2.32	-2.32	-2.32	-2.32	-2.32	-2.31	-2.31
Parkersburg-Marietta, WV-OH	PM _{2.5}	Nonattainment	100	0.00	0.04	-2.28	-2.32	-2.32	-2.32	-2.32	-2.32	-2.32	-2.31	-2.31
Payson, AZ	PM ₁₀	Maintenance	100	0.00	0.00	-0.08	-0.09	-0.09	-0.09	-0.09	-0.09	-0.09	-0.09	-0.09
Penns Grove, NJ	CO	Maintenance	100	0.00	0.00	0.00	0.00	0.00	0.00	0.00	0.00	0.00	0.00	0.00
Peoria, IL	SO _x	Maintenance	100	0.00	0.01	-0.70	-0.71	-0.71	-0.71	-0.71	-0.71	-0.71	-0.71	-0.71
Perth Amboy, NJ	CO	Maintenance	100	0.00	0.01	-0.28	-0.29	-0.29	-0.29	-0.29	-0.29	-0.29	-0.29	-0.29
Philadelphia-Camden County, PA-NJ	CO	Maintenance	100	0.00	0.04	-1.94	-1.97	-1.97	-1.97	-1.97	-1.97	-1.97	-1.97	-1.96
Phildelphia-Wilmington, PA-NY-DE	PM _{2.5}	Nonattainment	100	0.00	0.36	-19.50	-19.82	-19.80	-19.79	-19.79	-19.79	-19.79	-19.78	-19.71
Phildelphia-Wilmington-Atlantic City, PA-NY-MD-DE	Ozone	Moderate	50	0.00	0.48	-26.40	-26.83	-26.80	-26.79	-26.79	-26.78	-26.77	-26.67	-26.67
Phoenix, AZ	CO	Maintenance	100	0.00	0.81	-44.34	-45.05	-45.01	-44.99	-44.99	-44.98	-44.95	-44.79	-44.79
Phoenix, AZ	PM ₁₀	Serious	70	0.00	0.81	-44.34	-45.05	-45.01	-44.99	-44.99	-44.98	-44.95	-44.79	-44.79
Phoenix-Mesa, AZ	Ozone	Former Subpart 1	50	0.00	0.41	-22.61	-22.98	-22.96	-22.95	-22.95	-22.94	-22.93	-22.85	-22.85
Pierce County, WA	PM ₁₀	Maintenance	100	0.00	0.00	-0.06	-0.06	-0.06	-0.06	-0.06	-0.06	-0.06	-0.06	-0.06
Pinehurst, ID	PM ₁₀	Moderate	100	0.00	0.00	-0.01	-0.01	-0.01	-0.01	-0.01	-0.01	-0.01	-0.01	-0.01
Pittsburgh, PA	CO	Maintenance	100	0.00	0.00	-0.09	-0.09	-0.09	-0.09	-0.09	-0.09	-0.09	-0.09	-0.09
Pittsburgh-Beaver Valley, PA	Ozone	Former Subpart 1	50	0.00	0.33	-18.18	-18.48	-18.46	-18.45	-18.45	-18.44	-18.43	-18.37	-18.37
Pittsburgh-Beaver Valley, PA	PM _{2.5}	Nonattainment	100	0.00	0.33	-18.18	-18.48	-18.46	-18.45	-18.45	-18.44	-18.43	-18.37	-18.37
Polk County, TN	SO _x	Maintenance	100	0.00	0.00	-0.13	-0.13	-0.13	-0.13	-0.13	-0.13	-0.13	-0.13	-0.13
Polson, MT	PM ₁₀	Moderate	100	0.00	0.00	-0.02	-0.02	-0.02	-0.02	-0.02	-0.02	-0.02	-0.02	-0.02
Portland, ME	Ozone	Maintenance	100	0.00	0.07	-3.97	-4.04	-4.03	-4.03	-4.03	-4.03	-4.03	-4.03	-4.01
Portland, OR	CO	Maintenance	100	0.00	0.09	-5.04	-5.12	-5.11	-5.11	-5.11	-5.11	-5.11	-5.11	-5.09
Portneuf Valley, ID	PM ₁₀	Maintenance	100	0.00	0.00	-0.23	-0.24	-0.24	-0.24	-0.24	-0.24	-0.24	-0.24	-0.23
Poughkeepsie, NY	Ozone	Moderate	50	0.00	0.07	-3.77	-3.83	-3.82	-3.82	-3.82	-3.82	-3.82	-3.80	-3.80
Presque Isle, ME	PM ₁₀	Maintenance	100	0.00	0.00	-0.06	-0.06	-0.06	-0.06	-0.06	-0.06	-0.06	-0.06	-0.06
Providence (entire State), RI	Ozone	Moderate	50	0.00	0.03	-1.74	-1.77	-1.77	-1.77	-1.77	-1.77	-1.76	-1.76	-1.76
Provo, UT	CO	Maintenance	100	0.00	0.01	-0.52	-0.53	-0.53	-0.53	-0.53	-0.53	-0.53	-0.53	-0.53
Raleigh-Durham, NC	CO	Maintenance	100	0.00	0.14	-7.44	-7.56	-7.56	-7.55	-7.55	-7.55	-7.55	-7.52	-7.52
Raleigh-Durham-Chapel Hill, NC	Ozone	Maintenance	100	0.00	0.21	-11.39	-11.57	-11.56	-11.56	-11.56	-11.56	-11.55	-11.51	-11.51
Ramsey County, MN	PM ₁₀	Maintenance	100	0.00	0.00	-0.01	-0.01	-0.01	-0.01	-0.01	-0.01	-0.01	-0.01	-0.01
Reading, PA	Ozone	Maintenance	100	0.00	0.08	-4.28	-4.35	-4.35	-4.34	-4.34	-4.34	-4.34	-4.32	-4.32
Reading, PA	PM _{2.5}	Nonattainment	100	0.00	0.08	-4.28	-4.35	-4.35	-4.34	-4.34	-4.34	-4.34	-4.32	-4.32
Reno, NV	CO	Maintenance	100	0.00	0.01	-0.80	-0.81	-0.81	-0.81	-0.81	-0.81	-0.81	-0.81	-0.81
Rhineland (Oneida County), WI	SO _x	Maintenance	100	0.00	0.00	-0.01	-0.01	-0.01	-0.01	-0.01	-0.01	-0.01	-0.01	-0.01
Richmond-Petersburg, VA	Ozone	Maintenance	100	0.00	0.07	-3.59	-3.65	-3.65	-3.65	-3.65	-3.65	-3.64	-3.63	-3.63
Rillito, AZ	PM ₁₀	Moderate	100	0.00	0.00	-0.20	-0.20	-0.20	-0.20	-0.20	-0.20	-0.20	-0.20	-0.20
Riverside County (Coachella Valley), CA	Ozone	Severe	25	0.00	0.04	-2.04	-2.08	-2.07	-2.07	-2.07	-2.07	-2.07	-2.06	-2.06
Roanoke, VA	Ozone	Former Subpart 1	50	0.00	0.03	-1.63	-1.66	-1.66	-1.65	-1.65	-1.65	-1.65	-1.65	-1.65
Rochester (Olmsted County), MN	SO _x	Maintenance	100	0.00	0.01	-0.50	-0.51	-0.51	-0.51	-0.51	-0.51	-0.51	-0.50	-0.50
Rochester, NY	Ozone	Former Subpart 1	50	0.00	0.07	-4.03	-4.10	-4.09	-4.09	-4.09	-4.09	-4.09	-4.07	-4.07
Rocky Mount, NC	Ozone	Maintenance	100	0.00	0.02	-1.21	-1.23	-1.22	-1.22	-1.22	-1.22	-1.22	-1.22	-1.22
Rome, GA	PM _{2.5}	Nonattainment	100	0.00	0.01	-0.52	-0.53	-0.53	-0.53	-0.53	-0.53	-0.53	-0.53	-0.53
Ronan, MT	PM ₁₀	Moderate	100	0.00	0.00	-0.01	-0.01	-0.01	-0.01	-0.01	-0.01	-0.01	-0.01	-0.01
Rothschild, Rib Mountain, Weston (Marathon County), WI	SO _x	Maintenance	100	0.00	0.00	-0.02	-0.02	-0.02	-0.02	-0.02	-0.02	-0.02	-0.02	-0.02

Table D2-2 Emission Changes <u>a/</u> (for Cumulative Impacts) by Nonattainment Area with Alternative Standards for HD Vehicles Acetaldehyde 2030														
Nonattainment Area	Pollutant	Status <u>c/</u>	General Conformity Threshold <u>d/</u>	Emissions Changes for Cumulative Impacts (tons/year)										
				Alt. 1	Alt. 2	Alt. 3	Alt. 4	Alt. 6A	Alt. 5	Alt. 6 <u>b/</u>	Alt. 7	Alt. 6B	Alt. 8	
				No Action	Engine Only	Class 8 Tractors	Engines & Classes 7-8 Tractors	15% below Preferred Alternative Stringency	Engines, Classes 7-8 Tractors, & Classes 2b-3	Engines, Tractors, & Classes 2b-8	Engines, Tractors, & Truck, & Trailers	20% above Preferred Alternative Stringency	Accelerated Hybrid Adoption	
Sacramento County, CA	PM ₁₀	Moderate	100	0.00	0.11	-6.09	-6.19	-6.18	-6.18	-6.18	-6.18	-6.18	-6.18	-6.15
Sacramento Metro, CA	Ozone	Severe	25	0.00	0.20	-10.75	-10.93	-10.92	-10.91	-10.91	-10.91	-10.91	-10.90	-10.86
Sacramento, CA	CO	Maintenance	100	0.00	0.12	-6.52	-6.62	-6.61	-6.61	-6.61	-6.61	-6.61	-6.61	-6.58
Salem, OR	CO	Maintenance	100	0.00	0.01	-0.61	-0.62	-0.62	-0.62	-0.62	-0.62	-0.62	-0.62	-0.62
Salt Lake City, UT	CO	Maintenance	100	0.00	-0.03	-0.73	-0.76	-0.76	-0.77	-0.77	-0.77	-0.77	-0.77	-0.79
Salt Lake County, UT	PM ₁₀	Moderate	100	0.00	0.08	-6.68	-6.81	-6.80	-6.82	-6.82	-6.82	-6.82	-6.81	-6.81
Salt Lake County, UT	SO _x	Nonattainment	100	0.00	0.12	-6.64	-6.75	-6.74	-6.74	-6.74	-6.74	-6.74	-6.74	-6.71
San Antonio, TX	Ozone	Former Subpart 1	50	0.00	0.16	-8.91	-9.05	-9.04	-9.04	-9.04	-9.04	-9.04	-9.03	-9.00
San Bernardino County, CA	PM ₁₀	Moderate	100	0.00	0.03	-1.42	-1.44	-1.44	-1.44	-1.44	-1.44	-1.44	-1.44	-1.43
San Diego, CA	CO	Maintenance	100	0.00	0.42	-22.85	-23.22	-23.20	-23.19	-23.19	-23.19	-23.19	-23.17	-23.09
San Diego, CA	Ozone	Former Subpart 1	50	0.00	0.42	-22.85	-23.22	-23.20	-23.19	-23.19	-23.19	-23.19	-23.17	-23.09
San Francisco Bay Area, CA	Ozone	Marginal	50	0.00	0.33	-18.09	-18.38	-18.37	-18.36	-18.36	-18.36	-18.35	-18.34	-18.28
San Francisco-Oakland-San Jose, CA	CO	Maintenance	100	0.00	0.40	-21.81	-22.16	-22.14	-22.13	-22.13	-22.13	-22.12	-22.11	-22.03
San Joaquin Valley, CA	Ozone	Extreme	10	0.00	1.15	-63.67	-64.71	-64.65	-64.62	-64.62	-64.62	-64.61	-64.57	-64.35
San Joaquin Valley, CA	PM ₁₀	Maintenance	100	0.00	1.15	-63.67	-64.71	-64.65	-64.62	-64.62	-64.62	-64.61	-64.57	-64.35
San Joaquin Valley, CA	PM _{2.5}	Nonattainment	100	0.00	1.15	-63.67	-64.71	-64.65	-64.62	-64.62	-64.62	-64.61	-64.57	-64.35
San Manuel (Pinal County), AZ	SO _x	Maintenance	100	0.00	0.00	-0.19	-0.19	-0.19	-0.19	-0.19	-0.19	-0.19	-0.19	-0.19
Sanders County (part);Thompson Falls and vicinity, MT	PM ₁₀	Moderate	100	0.00	0.00	0.00	0.00	0.00	0.00	0.00	0.00	0.00	0.00	0.00
Scranton-Wilkes Barre, PA	Ozone	Maintenance	100	0.00	0.08	-4.59	-4.66	-4.66	-4.65	-4.65	-4.65	-4.65	-4.65	-4.63
Seattle-Tacoma, WA	CO	Maintenance	100	0.00	0.30	-16.65	-16.92	-16.90	-16.89	-16.89	-16.89	-16.89	-16.88	-16.82
Sheboygan, WI	Ozone	Moderate	50	0.00	0.02	-0.98	-1.00	-1.00	-1.00	-1.00	-1.00	-1.00	-0.99	-0.99
Sheridan, WY	PM ₁₀	Moderate	100	0.00	0.00	-0.13	-0.13	-0.13	-0.13	-0.13	-0.13	-0.13	-0.13	-0.13
Shoshone County, ID	PM ₁₀	Moderate	100	0.00	0.00	0.00	0.00	0.00	0.00	0.00	0.00	0.00	0.00	0.00
Somerville, NJ	CO	Maintenance	100	0.00	0.00	-0.04	-0.04	-0.04	-0.04	-0.04	-0.04	-0.04	-0.04	-0.04
South Bend-Elkhart, IN	Ozone	Maintenance	100	0.00	0.05	-2.72	-2.77	-2.77	-2.76	-2.76	-2.76	-2.76	-2.76	-2.75
Southeast Chicago, IL	PM ₁₀	Maintenance	100	0.00	0.02	-1.18	-1.20	-1.20	-1.20	-1.20	-1.20	-1.20	-1.20	-1.19
Spokane County, WA	PM ₁₀	Maintenance	100	0.00	0.03	-1.65	-1.68	-1.68	-1.68	-1.68	-1.68	-1.68	-1.67	-1.67
Spokane, WA	CO	Maintenance	100	0.00	0.03	-1.63	-1.66	-1.66	-1.66	-1.66	-1.66	-1.66	-1.66	-1.65
Springfield (western MA), MA	Ozone	Moderate	50	0.00	0.09	-5.07	-5.15	-5.14	-5.14	-5.14	-5.14	-5.14	-5.14	-5.12
Springfield, MA	CO	Maintenance	100	0.00	0.01	-0.74	-0.75	-0.75	-0.75	-0.75	-0.75	-0.75	-0.75	-0.74
St Louis, MO	CO	Maintenance	100	0.00	0.11	-6.24	-6.34	-6.33	-6.33	-6.33	-6.33	-6.33	-6.32	-6.30
St Louis, MO-IL	Ozone	Moderate	50	0.00	0.38	-20.71	-21.05	-21.03	-21.02	-21.02	-21.02	-21.01	-21.00	-20.93
St. Louis, MO-IL	PM _{2.5}	Nonattainment	100	0.00	0.38	-20.58	-20.91	-20.89	-20.88	-20.88	-20.88	-20.88	-20.86	-20.79
State College, PA	Ozone	Maintenance	100	0.00	0.03	-1.53	-1.55	-1.55	-1.55	-1.55	-1.55	-1.55	-1.55	-1.54
Steamboat Springs, CO	PM ₁₀	Maintenance	100	0.00	0.00	-0.11	-0.11	-0.11	-0.11	-0.11	-0.11	-0.11	-0.11	-0.11
Steubenville & Mingo Junction, OH	SO _x	Maintenance	100	0.00	0.00	-0.26	-0.26	-0.26	-0.26	-0.26	-0.26	-0.26	-0.26	-0.26
Steubenville-Weirton, OH-WV	Ozone	Maintenance	100	0.00	0.02	-1.00	-1.02	-1.02	-1.02	-1.02	-1.02	-1.02	-1.02	-1.01
Steubenville-Weirton, OH-WV	PM _{2.5}	Nonattainment	100	0.00	0.02	-1.00	-1.02	-1.02	-1.02	-1.02	-1.02	-1.02	-1.02	-1.01
Stockton, CA	CO	Maintenance	100	0.00	0.04	-2.01	-2.05	-2.04	-2.04	-2.04	-2.04	-2.04	-2.04	-2.03
Sutter County (Sutter Buttes), CA	Ozone	Former Subpart 1	50	0.00	0.00	0.00	0.00	0.00	0.00	0.00	0.00	0.00	0.00	0.00
Syracuse, NY	CO	Maintenance	100	0.00	0.03	-1.67	-1.70	-1.70	-1.69	-1.69	-1.69	-1.69	-1.69	-1.69
Telluride, CO	PM ₁₀	Maintenance	100	0.00	0.00	-0.01	-0.01	-0.01	-0.01	-0.01	-0.01	-0.01	-0.01	-0.01
Terre Haute, IN	Ozone	Maintenance	100	0.00	0.01	-0.77	-0.78	-0.78	-0.78	-0.78	-0.78	-0.78	-0.78	-0.78

Table D2-2 Emission Changes ^{a/} (for Cumulative Impacts) by Nonattainment Area with Alternative Standards for HD Vehicles Acetaldehyde 2030														
Nonattainment Area	Pollutant	Status ^{c/}	General Conformity Threshold ^{d/}	Emissions Changes for Cumulative Impacts (tons/year)										
				Alt. 1	Alt. 2	Alt. 3	Alt. 4	Alt. 6A	Alt. 5	Alt. 6 ^{b/}	Alt. 7	Alt. 6B	Alt. 8	
				No Action	Engine Only	Class 8 Tractors	Engines & Classes 7-8 Tractors	15% below Preferred Alternative Stringency	Engines, Classes 7-8 Tractors, & Classes 2b-3	Engines, Tractors, & Classes 2b-8	Engines, Tractors, & Trucks, & Trailers	20% above Preferred Alternative Stringency	Accelerated Hybrid Adoption	
Tioga County, PA	Ozone	Maintenance	100	0.00	0.01	-0.36	-0.37	-0.36	-0.36	-0.36	-0.36	-0.36	-0.36	-0.36
Toledo, OH	Ozone	Maintenance	100	0.00	0.07	-3.64	-3.70	-3.70	-3.70	-3.70	-3.70	-3.70	-3.69	-3.68
Toms River, NJ	CO	Maintenance	100	0.00	0.00	-0.17	-0.17	-0.17	-0.17	-0.17	-0.17	-0.17	-0.17	-0.17
Tooele County, UT	SO _x	Nonattainment	100	0.00	0.01	-0.56	-0.57	-0.57	-0.57	-0.57	-0.57	-0.57	-0.57	-0.57
Trenton, NJ	CO	Maintenance	100	0.00	0.01	-0.46	-0.47	-0.47	-0.47	-0.47	-0.47	-0.47	-0.47	-0.46
Trona, CA	PM ₁₀	Moderate	100	0.00	0.00	-0.01	-0.01	-0.01	-0.01	-0.01	-0.01	-0.01	-0.01	-0.01
Tucson, AZ	CO	Maintenance	100	0.00	0.07	-3.88	-3.95	-3.94	-3.94	-3.94	-3.94	-3.94	-3.94	-3.92
Utah County, UT	PM ₁₀	Moderate	100	0.00	0.03	-1.54	-1.57	-1.56	-1.56	-1.56	-1.56	-1.56	-1.56	-1.56
Vancouver, WA	CO	Maintenance	100	0.00	0.03	-1.77	-1.80	-1.80	-1.80	-1.80	-1.80	-1.80	-1.79	-1.79
Ventura County, CA	Ozone	Serious	50	0.00	0.04	-2.37	-2.41	-2.41	-2.41	-2.41	-2.41	-2.41	-2.41	-2.40
Vermillion County, IN	PM ₁₀	Maintenance	100	0.00	0.00	-0.06	-0.06	-0.06	-0.06	-0.06	-0.06	-0.06	-0.06	-0.06
Vigo County, IN	SO _x	Maintenance	100	0.00	0.01	-0.77	-0.78	-0.78	-0.78	-0.78	-0.78	-0.78	-0.78	-0.78
Wallula, WA	PM ₁₀	Maintenance	100	0.00	0.00	0.00	0.00	0.00	0.00	0.00	0.00	0.00	0.00	0.00
Waltham, MA	CO	Maintenance	100	0.00	0.00	-0.24	-0.25	-0.25	-0.25	-0.25	-0.25	-0.25	-0.25	-0.24
Warren County, NJ	SO _x	Maintenance	100	0.00	0.00	-0.24	-0.24	-0.24	-0.24	-0.24	-0.24	-0.24	-0.24	-0.24
Warren County, PA	SO _x	Nonattainment	100	0.00	0.00	-0.08	-0.08	-0.08	-0.08	-0.08	-0.08	-0.08	-0.08	-0.08
Washington County (Hagerstown), MD	Ozone	Former Subpart 1	50	0.00	0.02	-0.84	-0.85	-0.85	-0.85	-0.85	-0.85	-0.85	-0.85	-0.85
Washington, DC-MD-VA	CO	Maintenance	100	0.00	0.61	-33.30	-33.84	-33.81	-33.79	-33.79	-33.78	-33.76	-33.64	-33.64
Washington, DC-MD-VA	Ozone	Moderate	50	0.00	0.61	-33.30	-33.84	-33.81	-33.79	-33.79	-33.78	-33.76	-33.64	-33.64
Washington, DC-MD-VA	PM _{2.5}	Nonattainment	100	0.00	0.61	-33.30	-33.84	-33.81	-33.79	-33.79	-33.78	-33.76	-33.64	-33.64
Washoe County, NV	PM ₁₀	Serious	70	0.00	0.01	-0.80	-0.81	-0.81	-0.81	-0.81	-0.81	-0.81	-0.81	-0.81
Waterford Township (Washington County), OH	SO _x	Maintenance	100	0.00	0.00	-0.04	-0.04	-0.04	-0.04	-0.04	-0.04	-0.04	-0.04	-0.04
Wayne County, IN	SO _x	Maintenance	100	0.00	0.01	-0.51	-0.52	-0.52	-0.52	-0.52	-0.52	-0.52	-0.52	-0.52
Wayne County, MI	PM ₁₀	Maintenance	100	0.00	0.01	-0.64	-0.65	-0.65	-0.65	-0.65	-0.65	-0.65	-0.65	-0.65
Weirton, WV	PM ₁₀	Maintenance	100	0.00	0.00	-0.09	-0.09	-0.09	-0.09	-0.09	-0.09	-0.09	-0.09	-0.09
Weirton, WV	SO _x	Maintenance	100	0.00	0.00	-0.09	-0.09	-0.09	-0.09	-0.09	-0.09	-0.09	-0.09	-0.09
Wheeling, WV-OH	Ozone	Maintenance	100	0.00	0.04	-2.44	-2.48	-2.48	-2.48	-2.48	-2.48	-2.48	-2.48	-2.47
Wheeling, WV-OH	PM _{2.5}	Nonattainment	100	0.00	0.04	-2.44	-2.48	-2.48	-2.48	-2.48	-2.48	-2.48	-2.48	-2.47
Winston-Salem, NC	CO	Maintenance	100	0.00	0.04	-2.29	-2.33	-2.32	-2.32	-2.32	-2.32	-2.32	-2.32	-2.31
Worcester, MA	CO	Maintenance	100	0.00	0.02	-1.14	-1.16	-1.16	-1.16	-1.16	-1.16	-1.15	-1.15	-1.15
Yakima County, WA	PM ₁₀	Maintenance	100	0.00	0.01	-0.51	-0.52	-0.52	-0.52	-0.52	-0.52	-0.52	-0.52	-0.52
Yakima, WA	CO	Maintenance	100	0.00	0.00	-0.22	-0.22	-0.22	-0.22	-0.22	-0.22	-0.22	-0.22	-0.22
York, PA	Ozone	Maintenance	100	0.00	0.08	-4.16	-4.23	-4.23	-4.22	-4.22	-4.22	-4.22	-4.21	-4.21
York, PA	PM _{2.5}	Nonattainment	100	0.00	0.08	-4.16	-4.23	-4.23	-4.22	-4.22	-4.22	-4.22	-4.21	-4.21
Youngstown-Warren-Sharon, OH-PA	Ozone	Maintenance	100	0.00	0.09	-4.71	-4.79	-4.79	-4.78	-4.78	-4.78	-4.78	-4.76	-4.76
Yuma, AZ	PM ₁₀	Moderate	100	0.00	0.02	-1.08	-1.10	-1.10	-1.10	-1.10	-1.10	-1.10	-1.09	-1.09

^{a/} Negative emissions changes indicate reductions; positive emissions changes are increases. Values of less than 0.005 tons/year are rounded to zero.

^{b/} Preferred Alternative

^{c/} Pollutants for which the area is designated nonattainment or maintenance as of 2010. Source: 40 CFR 81.

^{d/} Emissions thresholds in tons/year of: CO in CO maintenance and nonattainment areas; VOC or NO_x in ozone maintenance and nonattainment areas; primary PM_{2.5} in PM_{2.5} maintenance and nonattainment areas; primary PM₁₀ in PM₁₀ maintenance and nonattainment areas; and SO₂ in SO₂ maintenance and nonattainment areas. Source: 40 CFR § 93.153. These thresholds are provided for information only; a general conformity determination is not required for the proposed actions. (See section 3.3.1.)

Source: EPA (U.S. Environmental Protection Agency). 2010. The Green Book Nonattainment Areas. Washington, District of Columbia. Last Revised: June 16, 2010. U.S. Environmental Protection Agency. Available: <http://www.epa.gov/oaqps001/greenbk/>. Accessed: August 6, 2010.

Table D2-3 Emission Changes <u>a/</u> (for Cumulative Impacts) by Nonattainment Area with Alternative Standards for HD Vehicles Acetaldehyde 2050														
Nonattainment Area	Pollutant	Status <u>c/</u>	General Conformity Threshold <u>d/</u>	Emissions Changes for Cumulative Impacts (tons/year)										
				Alt. 1	Alt. 2	Alt. 3	Alt. 4	Alt. 6A	Alt. 5	Alt. 6 <u>b/</u>	Alt. 7	Alt. 6B	Alt. 8	
				No Action	Engine Only	Class 8 Tractors	Engines & Classes 7-8 Tractors	15% below Preferred Alternative Stringency	Engines, Classes 7-8 Tractors, & Classes 2b-3	Engines, Tractors, & Classes 2b-8	Engines, Tractors, & Truck, & Trailers	20% above Preferred Alternative Stringency	Accelerated Hybrid Adoption	
Addison Township (Gallia County), OH	SO _x	Maintenance	100	0.00	0.00	-0.02	-0.02	-0.02	-0.02	-0.02	-0.02	-0.02	-0.02	-0.02
Ajo (Pima County), AZ	PM ₁₀	Moderate	100	0.00	0.00	-0.04	-0.04	-0.04	-0.04	-0.04	-0.04	-0.04	-0.04	-0.04
Ajo (Pima County), AZ	SO _x	Maintenance	100	0.00	0.00	-0.04	-0.04	-0.04	-0.04	-0.04	-0.04	-0.04	-0.04	-0.04
Albany-Schenectady-Troy, NY	Ozone	Former Subpart 1	50	0.00	0.08	-5.13	-5.21	-5.21	-5.21	-5.21	-5.21	-5.21	-5.21	-5.21
Albuquerque, NM	CO	Maintenance	100	0.00	0.06	-4.04	-4.11	-4.11	-4.11	-4.11	-4.11	-4.11	-4.11	-4.11
Allegan County, MI	Ozone	Former Subpart 1	50	0.00	0.03	-1.92	-1.95	-1.95	-1.95	-1.95	-1.95	-1.95	-1.95	-1.95
Allentown-Bethlehem-Easton, PA	Ozone	Maintenance	100	0.00	0.07	-4.57	-4.65	-4.65	-4.65	-4.65	-4.65	-4.65	-4.65	-4.65
Altoona, PA	Ozone	Maintenance	100	0.00	0.01	-0.70	-0.71	-0.71	-0.71	-0.71	-0.71	-0.71	-0.71	-0.71
Amador and Calveras Counties (Central Mountain), CA	Ozone	Former Subpart 1	50	0.00	0.01	-0.89	-0.91	-0.91	-0.91	-0.91	-0.91	-0.91	-0.91	-0.91
Anchorage, AK	CO	Maintenance	100	0.00	0.01	-0.53	-0.54	-0.54	-0.54	-0.54	-0.54	-0.54	-0.54	-0.54
Anthony, NM	PM ₁₀	Moderate	100	0.00	0.00	-0.05	-0.05	-0.05	-0.05	-0.05	-0.05	-0.05	-0.05	-0.05
Armstrong County, PA	SO _x	Nonattainment	100	0.00	0.00	-0.03	-0.03	-0.03	-0.03	-0.03	-0.03	-0.03	-0.03	-0.03
Aspen, CO	PM ₁₀	Maintenance	100	0.00	0.00	-0.06	-0.06	-0.06	-0.06	-0.06	-0.06	-0.06	-0.06	-0.06
Atlanta, GA	Ozone	Moderate	50	0.00	1.75	-111.13	-113.00	-113.00	-113.00	-113.00	-113.03	-113.01	-113.03	-113.01
Atlanta, GA	PM _{2.5}	Nonattainment	100	0.00	1.75	-111.13	-113.00	-113.00	-113.00	-113.00	-113.03	-113.01	-113.03	-113.01
Atlantic City, NJ	CO	Maintenance	100	0.00	0.00	-0.11	-0.11	-0.11	-0.11	-0.11	-0.11	-0.11	-0.11	-0.11
Bakersfield, CA	CO	Maintenance	100	0.00	0.03	-2.85	-2.91	-2.91	-2.91	-2.91	-2.91	-2.92	-2.92	-2.93
Baltimore, MD	CO	Maintenance	100	0.00	0.34	-21.75	-22.12	-22.12	-22.12	-22.12	-22.12	-22.12	-22.12	-22.12
Baltimore, MD	Ozone	Moderate	50	0.00	0.34	-21.75	-22.12	-22.12	-22.12	-22.12	-22.12	-22.12	-22.12	-22.12
Baltimore, MD	PM _{2.5}	Nonattainment	100	0.00	0.34	-21.75	-22.12	-22.12	-22.12	-22.12	-22.12	-22.12	-22.12	-22.12
Baton Rouge, LA	Ozone	Moderate	50	0.00	0.05	-6.03	-6.17	-6.17	-6.17	-6.17	-6.17	-6.19	-6.19	-6.23
Beaumont-Port Arthur, TX	Ozone	Moderate	50	0.00	-0.49	-3.81	-4.40	-4.40	-4.40	-4.40	-4.40	-4.67	-4.67	-5.21
Benton County, TN	SO _x	Maintenance	100	0.00	0.00	-0.03	-0.03	-0.03	-0.03	-0.03	-0.03	-0.03	-0.03	-0.03
Benton Harbor, MI	Ozone	Maintenance	100	0.00	0.03	-1.95	-1.98	-1.98	-1.98	-1.98	-1.98	-1.98	-1.98	-1.98
Benzie County, MI	Ozone	Maintenance	100	0.00	0.01	-0.32	-0.33	-0.33	-0.33	-0.33	-0.33	-0.33	-0.33	-0.33
Berkeley and Jefferson Counties, WV	Ozone	Maintenance	100	0.00	0.03	-1.85	-1.88	-1.88	-1.88	-1.88	-1.88	-1.88	-1.88	-1.88
Billings, MT	CO	Maintenance	100	0.00	0.01	-0.61	-0.62	-0.62	-0.62	-0.62	-0.62	-0.62	-0.62	-0.62
Birmingham, AL	Ozone	Maintenance	100	0.00	0.20	-12.94	-13.16	-13.16	-13.16	-13.16	-13.16	-13.16	-13.16	-13.16
Birmingham, AL	PM _{2.5}	Nonattainment	100	0.00	0.20	-12.94	-13.16	-13.16	-13.16	-13.16	-13.16	-13.16	-13.16	-13.16
Boise-Northern Ada County, ID	CO	Maintenance	100	0.00	0.08	-4.86	-4.94	-4.94	-4.94	-4.94	-4.94	-4.94	-4.94	-4.94
Boise-Northern Ada County, ID	PM ₁₀	Maintenance	100	0.00	0.08	-4.86	-4.94	-4.94	-4.94	-4.94	-4.94	-4.94	-4.94	-4.94
Bonner County (Sandpoint), ID	PM ₁₀	Moderate	100	0.00	0.00	-0.14	-0.14	-0.14	-0.14	-0.14	-0.14	-0.14	-0.14	-0.14
Boston, MA	CO	Maintenance	100	0.00	0.07	-4.63	-4.71	-4.71	-4.71	-4.71	-4.71	-4.71	-4.71	-4.71
Boston-Lawrence-Worcester (eastern MA), MA	Ozone	Moderate	50	0.00	0.49	-30.88	-31.40	-31.40	-31.40	-31.40	-31.40	-31.40	-31.40	-31.40
Boston-Manchester-Portsmouth (southeast NH), NH	Ozone	Moderate	50	0.00	0.08	-4.95	-5.03	-5.03	-5.03	-5.03	-5.03	-5.03	-5.03	-5.03
Boyd County (part), KY	SO _x	Maintenance	100	0.00	0.00	-0.08	-0.08	-0.08	-0.08	-0.08	-0.08	-0.08	-0.08	-0.08
Buffalo-Niagara Falls, NY	Ozone	Former Subpart 1	50	0.00	0.07	-4.74	-4.82	-4.82	-4.82	-4.82	-4.82	-4.82	-4.82	-4.82
Burlington, NJ	CO	Maintenance	100	0.00	0.00	-0.04	-0.04	-0.04	-0.04	-0.04	-0.04	-0.04	-0.04	-0.04
Butte, MT	PM ₁₀	Moderate	100	0.00	0.00	-0.19	-0.19	-0.19	-0.19	-0.19	-0.19	-0.19	-0.19	-0.19
Canon City, CO	PM ₁₀	Maintenance	100	0.00	0.00	-0.15	-0.15	-0.15	-0.15	-0.15	-0.15	-0.15	-0.15	-0.15
Canton-Massillon, OH	Ozone	Maintenance	100	0.00	0.08	-4.85	-4.94	-4.94	-4.94	-4.94	-4.94	-4.94	-4.94	-4.94
Canton-Massillon, OH	PM _{2.5}	Nonattainment	100	0.00	0.08	-4.85	-4.94	-4.94	-4.94	-4.94	-4.94	-4.94	-4.94	-4.94
Case County, MI	Ozone	Maintenance	100	0.00	0.01	-0.51	-0.52	-0.52	-0.52	-0.52	-0.52	-0.52	-0.52	-0.52

Table D2-3 Emission Changes <u>a/</u> (for Cumulative Impacts) by Nonattainment Area with Alternative Standards for HD Vehicles Acetaldehyde 2050														
Nonattainment Area	Pollutant	Status <u>c/</u>	General Conformity Threshold <u>d/</u>	Emissions Changes for Cumulative Impacts (tons/year)										
				Alt. 1	Alt. 2	Alt. 3	Alt. 4	Alt. 6A	Alt. 5	Alt. 6 <u>b/</u>	Alt. 7	Alt. 6B	Alt. 8	
				No Action	Engine Only	Class 8 Tractors	Engines & Classes 7-8 Tractors	15% below Preferred Alternative Stringency	Engines, Classes 7-8 Tractors, & Classes 2b-3	Engines, Tractors, & Classes 2b-8	Engines, Tractors, & Truck, & Trailers	20% above Preferred Alternative Stringency	Accelerated Hybrid Adoption	
Center Township (Morgan County), OH	SO _x	Maintenance	100	0.00	0.00	-0.01	-0.01	-0.01	-0.01	-0.01	-0.01	-0.01	-0.01	-0.01
Central Steptoe Valley (White Pine County), NV	SO _x	Maintenance	100	0.00	0.00	-0.02	-0.02	-0.02	-0.02	-0.02	-0.02	-0.02	-0.02	-0.02
Charleston, WV	Ozone	Maintenance	100	0.00	0.08	-5.25	-5.34	-5.34	-5.34	-5.34	-5.34	-5.34	-5.34	-5.34
Charleston, WV	PM _{2.5}	Nonattainment	100	0.00	0.08	-5.25	-5.34	-5.34	-5.34	-5.34	-5.34	-5.34	-5.34	-5.34
Charlotte, NC	CO	Maintenance	100	0.00	0.10	-6.10	-6.20	-6.20	-6.20	-6.20	-6.20	-6.20	-6.20	-6.20
Charlotte-Gastonia-Rock Hill, NC-SC	Ozone	Moderate	50	0.00	0.22	-13.89	-14.13	-14.13	-14.13	-14.13	-14.13	-14.13	-14.13	-14.13
Chattanooga, TN-GA-AL	PM _{2.5}	Nonattainment	100	0.00	0.07	-4.71	-4.79	-4.79	-4.79	-4.79	-4.79	-4.79	-4.79	-4.79
Chattanooga, TN-GA	Ozone	Former Subpart 1	50	0.00	0.07	-4.46	-4.54	-4.54	-4.54	-4.54	-4.54	-4.54	-4.54	-4.54
Chicago-Gary-Lake County, IL-IN	Ozone	Moderate	50	0.00	2.41	-152.94	-155.52	-155.52	-155.52	-155.52	-155.52	-155.52	-155.52	-155.52
Chicago-Gary-Lake County, IL-IN	PM _{2.5}	Nonattainment	100	0.00	2.41	-152.94	-155.52	-155.52	-155.52	-155.52	-155.52	-155.52	-155.52	-155.52
Chico, CA	CO	Maintenance	100	0.00	0.03	-1.90	-1.93	-1.93	-1.93	-1.93	-1.93	-1.93	-1.93	-1.93
Chico, CA	Ozone	Former Subpart 1	50	0.00	0.03	-1.90	-1.93	-1.93	-1.93	-1.93	-1.93	-1.93	-1.93	-1.93
Cincinnati-Hamilton, OH-KY-IN	Ozone	Former Subpart 1	50	0.00	0.57	-36.15	-36.76	-36.76	-36.76	-36.76	-36.76	-36.76	-36.76	-36.76
Cincinnati-Hamilton, OH-KY-IN	PM _{2.5}	Nonattainment	100	0.00	0.57	-36.15	-36.76	-36.76	-36.76	-36.76	-36.76	-36.76	-36.76	-36.76
Clairton & 4 Boroughs, PA	PM ₁₀	Maintenance	100	0.00	0.00	-0.06	-0.06	-0.06	-0.06	-0.06	-0.06	-0.06	-0.06	-0.06
Clark County, NV	PM ₁₀	Serious	70	0.00	0.02	-1.59	-1.61	-1.61	-1.61	-1.61	-1.61	-1.61	-1.61	-1.61
Clarksville-Hopkinsville, TN-KY	Ozone	Maintenance	100	0.00	0.05	-2.98	-3.03	-3.03	-3.03	-3.03	-3.03	-3.03	-3.03	-3.03
Clearfield and Indiana Counties, PA	Ozone	Maintenance	100	0.00	0.04	-2.48	-2.53	-2.53	-2.53	-2.53	-2.53	-2.53	-2.53	-2.53
Cleveland, OH	CO	Maintenance	100	0.00	0.11	-6.98	-7.10	-7.10	-7.10	-7.10	-7.10	-7.10	-7.10	-7.10
Cleveland-Akron-Lorain, OH	Ozone	Maintenance	100	0.00	0.74	-47.03	-47.82	-47.82	-47.82	-47.82	-47.82	-47.82	-47.82	-47.82
Cleveland-Akron-Lorain, OH	PM _{2.5}	Nonattainment	100	0.00	0.74	-47.03	-47.82	-47.82	-47.82	-47.82	-47.82	-47.82	-47.82	-47.82
Coachella Valley, CA	PM ₁₀	Serious	70	0.00	0.05	-2.99	-3.04	-3.04	-3.04	-3.04	-3.04	-3.04	-3.04	-3.04
Colbert County, AL	SO _x	Maintenance	100	0.00	0.01	-0.42	-0.43	-0.43	-0.43	-0.43	-0.43	-0.43	-0.43	-0.43
Colorado Springs, CO	CO	Maintenance	100	0.00	0.05	-3.25	-3.31	-3.31	-3.31	-3.31	-3.31	-3.31	-3.31	-3.31
Columbia Falls, MT	PM ₁₀	Moderate	100	0.00	0.00	-0.05	-0.05	-0.05	-0.05	-0.05	-0.05	-0.05	-0.05	-0.05
Columbia, SC	Ozone	Former Subpart 1	50	0.00	0.10	-6.40	-6.51	-6.51	-6.51	-6.51	-6.51	-6.51	-6.51	-6.51
Columbus, OH	Ozone	Maintenance	100	0.00	0.55	-34.83	-35.42	-35.42	-35.42	-35.42	-35.42	-35.42	-35.42	-35.42
Columbus, OH	PM _{2.5}	Nonattainment	100	0.00	0.55	-34.83	-35.42	-35.42	-35.42	-35.42	-35.42	-35.42	-35.42	-35.42
Conewango Township (Warren County), PA	SO _x	Maintenance	100	0.00	0.00	-0.02	-0.02	-0.02	-0.02	-0.02	-0.02	-0.02	-0.02	-0.02
Coso Junction, CA	PM ₁₀	Moderate	100	0.00	0.00	0.00	0.00	0.00	0.00	0.00	0.00	0.00	0.00	0.00
Cuyahoga County, OH	PM ₁₀	Maintenance	100	0.00	0.20	-12.88	-13.10	-13.10	-13.10	-13.10	-13.10	-13.10	-13.10	-13.10
Cuyahoga County, OH	SO _x	Maintenance	100	0.00	0.20	-12.88	-13.10	-13.10	-13.10	-13.10	-13.10	-13.10	-13.10	-13.10
Dallas-Fort Worth, TX	Ozone	Moderate	50	0.00	0.54	-34.26	-34.84	-34.84	-34.84	-34.84	-34.84	-34.84	-34.84	-34.84
Dayton-Springfield, OH	Ozone	Maintenance	100	0.00	0.22	-14.16	-14.40	-14.40	-14.40	-14.40	-14.41	-14.40	-14.41	-14.40
Dayton-Springfield, OH	PM _{2.5}	Nonattainment	100	0.00	0.22	-14.16	-14.40	-14.40	-14.40	-14.40	-14.41	-14.40	-14.41	-14.40
Denver Metro, CO	PM ₁₀	Maintenance	100	0.00	0.24	-15.43	-15.69	-15.69	-15.69	-15.69	-15.70	-15.69	-15.70	-15.69
Denver-Boulder, CO	CO	Maintenance	100	0.00	0.23	-14.67	-14.92	-14.92	-14.92	-14.92	-14.92	-14.92	-14.92	-14.92
Denver-Boulder-Greeley-Fort Collins-Loveland, CO	Ozone	Former Subpart 1	50	0.00	0.31	-19.50	-19.83	-19.83	-19.83	-19.83	-19.83	-19.83	-19.83	-19.83
Detroit, MI	CO	Maintenance	100	0.00	0.26	-16.51	-16.79	-16.79	-16.79	-16.79	-16.79	-16.79	-16.79	-16.79
Detroit-Ann Arbor, MI	Ozone	Maintenance	100	0.00	1.77	-112.39	-114.29	-114.29	-114.29	-114.29	-114.31	-114.29	-114.31	-114.29
Detroit-Ann Arbor, MI	PM _{2.5}	Nonattainment	100	0.00	1.77	-112.39	-114.29	-114.29	-114.29	-114.29	-114.31	-114.29	-114.31	-114.29
Door County, WI	Ozone	Former Subpart 1	50	0.00	0.01	-0.42	-0.42	-0.42	-0.42	-0.42	-0.42	-0.42	-0.42	-0.42
Douglas (Cochise County), AZ	PM ₁₀	Moderate	100	0.00	0.01	-0.51	-0.52	-0.52	-0.52	-0.52	-0.52	-0.52	-0.52	-0.52

Table D2-3 Emission Changes <u>a/</u> (for Cumulative Impacts) by Nonattainment Area with Alternative Standards for HD Vehicles Acetaldehyde 2050														
Nonattainment Area	Pollutant	Status <u>c/</u>	General Conformity Threshold <u>d/</u>	Emissions Changes for Cumulative Impacts (tons/year)										
				Alt. 1	Alt. 2	Alt. 3	Alt. 4	Alt. 6A	Alt. 5	Alt. 6 <u>b/</u>	Alt. 7	Alt. 6B	Alt. 8	
				No Action	Engine Only	Class 8 Tractors	Engines & Classes 7-8 Tractors	15% below Preferred Alternative Stringency	Engines, Classes 7-8 Tractors, & Classes 2b-3	Engines, Tractors, & Classes 2b-8	Engines, Tractors, & Truck, & Trailers	20% above Preferred Alternative Stringency	Accelerated Hybrid Adoption	
Douglas (Cochise County), AZ	SO _x	Maintenance	100	0.00	0.01	-0.51	-0.52	-0.52	-0.52	-0.52	-0.52	-0.52	-0.52	-0.52
Duluth, MN	CO	Maintenance	100	0.00	0.01	-0.59	-0.60	-0.60	-0.60	-0.60	-0.60	-0.60	-0.60	-0.60
Eagle River, AK	PM ₁₀	Moderate	100	0.00	0.00	-0.03	-0.03	-0.03	-0.03	-0.03	-0.03	-0.03	-0.03	-0.03
East Chicago, IN	CO	Maintenance	100	0.00	0.03	-1.72	-1.75	-1.75	-1.75	-1.75	-1.75	-1.75	-1.75	-1.75
East Chicago, IN	PM ₁₀	Maintenance	100	0.00	0.03	-1.72	-1.75	-1.75	-1.75	-1.75	-1.75	-1.75	-1.75	-1.75
East Helena Area (Lewis and Clark County), MT	SO _x	Nonattainment	100	0.00	0.00	-0.01	-0.01	-0.01	-0.01	-0.01	-0.01	-0.01	-0.01	-0.01
El Paso County, TX	PM ₁₀	Moderate	100	0.00	0.03	-1.80	-1.83	-1.83	-1.83	-1.83	-1.83	-1.83	-1.83	-1.83
El Paso, TX	CO	Maintenance	100	0.00	0.00	-0.11	-0.11	-0.11	-0.11	-0.11	-0.11	-0.11	-0.11	-0.11
Erie, PA	Ozone	Maintenance	100	0.00	0.03	-2.15	-2.18	-2.18	-2.18	-2.18	-2.18	-2.18	-2.18	-2.18
Essex County (Whiteface Mountain), NY	Ozone	Former Subpart 1	50	0.00	0.00	-0.01	-0.01	-0.01	-0.01	-0.01	-0.01	-0.01	-0.01	-0.01
Eugene-Springfield, OR	CO	Maintenance	100	0.00	0.05	-2.97	-3.03	-3.03	-3.03	-3.03	-3.03	-3.03	-3.03	-3.03
Eugene-Springfield, OR	PM ₁₀	Moderate	100	0.00	0.05	-2.97	-3.03	-3.03	-3.03	-3.03	-3.03	-3.03	-3.03	-3.03
Evansville, IN	Ozone	Maintenance	100	0.00	0.10	-6.39	-6.50	-6.50	-6.50	-6.50	-6.50	-6.50	-6.50	-6.50
Evansville, IN	PM _{2.5}	Nonattainment	100	0.00	0.10	-6.39	-6.50	-6.50	-6.50	-6.50	-6.50	-6.50	-6.50	-6.50
Fairbanks, AK	CO	Maintenance	100	0.00	0.00	-0.12	-0.12	-0.12	-0.12	-0.12	-0.12	-0.12	-0.12	-0.12
Fayetteville, NC	Ozone	Former Subpart 1	50	0.00	0.03	-2.08	-2.11	-2.11	-2.11	-2.11	-2.11	-2.11	-2.11	-2.11
Flathead County; Whitefish and vicinity, MT	PM ₁₀	Moderate	100	0.00	0.00	-0.07	-0.07	-0.07	-0.07	-0.07	-0.07	-0.07	-0.07	-0.07
Flint, MI	Ozone	Maintenance	100	0.00	0.10	-6.06	-6.17	-6.17	-6.17	-6.17	-6.17	-6.17	-6.17	-6.17
Follansbee, WV	PM ₁₀	Maintenance	100	0.00	0.00	0.00	0.00	0.00	0.00	0.00	0.00	0.00	0.00	0.00
Fort Collins, CO	CO	Maintenance	100	0.00	0.02	-1.11	-1.13	-1.13	-1.13	-1.13	-1.13	-1.13	-1.13	-1.13
Fort Hall Reservation, ID	PM ₁₀	Moderate	100	0.00	0.00	0.00	0.00	0.00	0.00	0.00	0.00	0.00	0.00	0.00
Fort Wayne, IN	Ozone	Maintenance	100	0.00	0.06	-3.78	-3.85	-3.85	-3.85	-3.85	-3.85	-3.85	-3.85	-3.85
Franklin County, PA	Ozone	Maintenance	100	0.00	0.03	-1.77	-1.80	-1.80	-1.80	-1.80	-1.80	-1.80	-1.80	-1.80
Franklin Township (Coshocton County), OH	SO _x	Maintenance	100	0.00	0.00	-0.01	-0.01	-0.01	-0.01	-0.01	-0.01	-0.01	-0.01	-0.01
Frederick County, VA	Ozone	Former Subpart 1	50	0.00	0.02	-1.06	-1.08	-1.08	-1.08	-1.08	-1.08	-1.08	-1.08	-1.08
Fredericksburg, VA	Ozone	Maintenance	100	0.00	0.03	-2.20	-2.24	-2.24	-2.24	-2.24	-2.24	-2.24	-2.24	-2.24
Freehold, NJ	CO	Maintenance	100	0.00	0.00	-0.06	-0.06	-0.06	-0.06	-0.06	-0.06	-0.06	-0.06	-0.06
Fresno, CA	CO	Maintenance	100	0.00	0.06	-3.52	-3.58	-3.58	-3.58	-3.58	-3.58	-3.58	-3.58	-3.58
Grand Rapids, MI	Ozone	Maintenance	100	0.00	0.16	-10.34	-10.51	-10.51	-10.51	-10.51	-10.51	-10.51	-10.51	-10.51
Granite City, Nameoki Townships, IL	PM ₁₀	Maintenance	100	0.00	0.01	-0.37	-0.38	-0.38	-0.38	-0.38	-0.38	-0.38	-0.38	-0.38
Grant County, NM	SO _x	Maintenance	100	0.00	0.00	-0.02	-0.02	-0.02	-0.02	-0.02	-0.02	-0.02	-0.02	-0.02
Grants Pass, OR	CO	Maintenance	100	0.00	0.00	-0.25	-0.26	-0.26	-0.26	-0.26	-0.26	-0.26	-0.26	-0.26
Grants Pass, OR	PM ₁₀	Maintenance	100	0.00	0.00	-0.25	-0.26	-0.26	-0.26	-0.26	-0.26	-0.26	-0.26	-0.26
Great Falls, MT	CO	Maintenance	100	0.00	0.00	-0.14	-0.14	-0.14	-0.14	-0.14	-0.14	-0.14	-0.14	-0.14
Greater Connecticut, CT	Ozone	Moderate	50	0.00	0.09	-5.99	-6.09	-6.09	-6.09	-6.09	-6.09	-6.09	-6.09	-6.09
Greeley, CO	CO	Maintenance	100	0.00	0.01	-0.88	-0.89	-0.89	-0.89	-0.89	-0.89	-0.89	-0.89	-0.89
Green Bay, WI	SO _x	Maintenance	100	0.00	0.02	-1.04	-1.05	-1.05	-1.05	-1.05	-1.05	-1.05	-1.05	-1.05
Greene County, IN	Ozone	Maintenance	100	0.00	0.01	-0.50	-0.51	-0.51	-0.51	-0.51	-0.51	-0.51	-0.51	-0.51
Greene County, PA	Ozone	Maintenance	100	0.00	0.00	-0.30	-0.31	-0.31	-0.31	-0.31	-0.31	-0.31	-0.31	-0.31
Greensboro-Winston Salem-High Point, NC	Ozone	Marginal	50	0.00	0.28	-17.76	-18.06	-18.06	-18.06	-18.06	-18.06	-18.06	-18.06	-18.06
Greensboro-Winston salem-High Point, NC	PM _{2.5}	Nonattainment	100	0.00	0.28	-17.76	-18.06	-18.06	-18.06	-18.06	-18.06	-18.06	-18.06	-18.06
Greenville-Spartanburg-Anderson, SC	Ozone	Former Subpart 1	50	0.00	0.13	-8.35	-8.49	-8.49	-8.49	-8.50	-8.49	-8.49	-8.49	-8.49
Groveland Township (Tazewell County), IL	SO _x	Maintenance	100	0.00	0.00	-0.23	-0.23	-0.23	-0.23	-0.23	-0.23	-0.23	-0.23	-0.23

Table D2-3 Emission Changes <u>a/</u> (for Cumulative Impacts) by Nonattainment Area with Alternative Standards for HD Vehicles Acetaldehyde 2050														
Nonattainment Area	Pollutant	Status <u>c/</u>	General Conformity Threshold <u>d/</u>	Emissions Changes for Cumulative Impacts (tons/year)										
				Alt. 1	Alt. 2	Alt. 3	Alt. 4	Alt. 6A	Alt. 5	Alt. 6 <u>b/</u>	Alt. 7	Alt. 6B	Alt. 8	
				No Action	Engine Only	Class 8 Tractors	Engines & Classes 7-8 Tractors	15% below Preferred Alternative Stringency	Engines, Classes 7-8 Tractors, & Classes 2b-3	Engines, Tractors, & Classes 2b-8	Engines, Tractors, & Trucks, & Trailers	20% above Preferred Alternative Stringency	Accelerated Hybrid Adoption	
Hancock-Knox-Lincoln-Waldo Counties, ME	Ozone	Maintenance	100	0.00	0.02	-0.98	-1.00	-1.00	-1.00	-1.00	-1.00	-1.00	-1.00	-1.00
Harrisburg-Lebanon-Carlisle, PA	Ozone	Maintenance	100	0.00	0.30	-19.08	-19.40	-19.40	-19.40	-19.40	-19.41	-19.40	-19.41	-19.40
Harrisburg-Lebanon-Carlisle, PA	PM _{2.5}	Nonattainment	100	0.00	0.30	-19.08	-19.40	-19.40	-19.40	-19.40	-19.41	-19.40	-19.41	-19.40
Hartford-New Britain-Middletown, CT	CO	Maintenance	100	0.00	0.06	-4.09	-4.16	-4.16	-4.16	-4.16	-4.16	-4.16	-4.16	-4.16
Hayden (Pinal County), AZ	SO _x	Nonattainment	100	0.00	0.00	-0.07	-0.08	-0.08	-0.08	-0.08	-0.08	-0.08	-0.08	-0.08
Hayden/Miami, AZ	PM ₁₀	Moderate	100	0.00	0.00	-0.26	-0.27	-0.27	-0.27	-0.27	-0.27	-0.27	-0.27	-0.27
Haywood and Swain Counties (Great Smoky Mountain NP), NC	Ozone	Maintenance	100	0.00	0.00	-0.05	-0.05	-0.05	-0.05	-0.05	-0.05	-0.05	-0.05	-0.05
Hazelwood, PA	SO _x	Maintenance	100	0.00	0.00	-0.21	-0.21	-0.21	-0.21	-0.21	-0.21	-0.21	-0.21	-0.21
Hickory, NC	PM _{2.5}	Nonattainment	100	0.00	0.02	-1.15	-1.17	-1.17	-1.17	-1.17	-1.17	-1.17	-1.17	-1.17
Hickory-Morgantown-Lenoir, NC	Ozone	Former Subpart 1	50	0.00	0.03	-2.10	-2.13	-2.13	-2.13	-2.13	-2.13	-2.13	-2.13	-2.13
Hollis Township, IL	SO _x	Maintenance	100	0.00	0.00	-0.02	-0.02	-0.02	-0.02	-0.02	-0.02	-0.02	-0.02	-0.02
Houston-Galveston-Brazoria, TX	Ozone	Severe	25	0.00	-0.23	-32.88	-34.16	-34.16	-34.16	-34.16	-34.17	-34.53	-34.53	-35.26
Humphreys County, TN	SO _x	Maintenance	100	0.00	0.00	-0.08	-0.08	-0.08	-0.08	-0.08	-0.08	-0.08	-0.08	-0.08
Huntington-Ashland, WV-KY-OH	PM _{2.5}	Nonattainment	100	0.00	0.04	-2.66	-2.70	-2.70	-2.70	-2.70	-2.70	-2.70	-2.70	-2.70
Huntington-Ashland, WV-KY	Ozone	Maintenance	100	0.00	0.02	-1.30	-1.32	-1.32	-1.32	-1.32	-1.32	-1.32	-1.32	-1.32
Huron County, MI	Ozone	Maintenance	100	0.00	0.01	-0.32	-0.33	-0.33	-0.33	-0.33	-0.33	-0.33	-0.33	-0.33
Imperial County, CA	Ozone	Moderate	50	0.00	0.03	-1.67	-1.70	-1.70	-1.70	-1.70	-1.70	-1.70	-1.70	-1.70
Imperial Valley, CA	PM ₁₀	Serious	70	0.00	0.03	-1.64	-1.67	-1.67	-1.67	-1.67	-1.67	-1.67	-1.67	-1.67
Indian Wells, CA	PM ₁₀	Maintenance	100	0.00	0.00	-0.18	-0.19	-0.19	-0.19	-0.19	-0.19	-0.19	-0.19	-0.19
Indianapolis, IN	CO	Maintenance	100	0.00	0.59	-37.23	-37.86	-37.86	-37.86	-37.86	-37.87	-37.86	-37.87	-37.86
Indianapolis, IN	Ozone	Maintenance	100	0.00	0.59	-37.23	-37.86	-37.86	-37.86	-37.86	-37.87	-37.86	-37.87	-37.86
Indianapolis, IN	PM _{2.5}	Nonattainment	100	0.00	0.59	-37.23	-37.86	-37.86	-37.86	-37.86	-37.87	-37.86	-37.87	-37.86
Jackson County, IN	Ozone	Maintenance	100	0.00	0.02	-1.05	-1.07	-1.07	-1.07	-1.07	-1.07	-1.07	-1.07	-1.07
Jamestown, NY	Ozone	Former Subpart 1	50	0.00	0.02	-1.28	-1.31	-1.31	-1.31	-1.31	-1.31	-1.31	-1.31	-1.31
Jefferson County, NY	Ozone	Moderate	50	0.00	0.01	-0.84	-0.85	-0.85	-0.85	-0.85	-0.85	-0.85	-0.85	-0.85
Jefferson County, OH	PM ₁₀	Maintenance	100	0.00	0.00	-0.06	-0.06	-0.06	-0.06	-0.06	-0.06	-0.06	-0.06	-0.06
Johnson City-Kingsport-Bristol, TN	Ozone	Former Subpart 1	50	0.00	0.03	-1.87	-1.90	-1.90	-1.90	-1.90	-1.90	-1.90	-1.90	-1.90
Johnstown, PA	Ozone	Maintenance	100	0.00	0.02	-1.11	-1.12	-1.12	-1.12	-1.12	-1.12	-1.12	-1.12	-1.12
Johnstown, PA	PM _{2.5}	Nonattainment	100	0.00	0.02	-1.11	-1.12	-1.12	-1.12	-1.12	-1.12	-1.12	-1.12	-1.12
Juneau, AK	PM ₁₀	Moderate	100	0.00	0.00	-0.05	-0.05	-0.05	-0.05	-0.05	-0.05	-0.05	-0.05	-0.05
Kalamazoo-Battle Creek, MI	Ozone	Maintenance	100	0.00	0.09	-5.93	-6.03	-6.03	-6.03	-6.03	-6.03	-6.03	-6.03	-6.03
Kalispell, MT	PM ₁₀	Moderate	100	0.00	0.00	-0.27	-0.27	-0.27	-0.27	-0.27	-0.27	-0.27	-0.27	-0.27
Kent and Queen Annes Counties, MD	Ozone	Maintenance	100	0.00	0.01	-0.60	-0.61	-0.61	-0.61	-0.61	-0.61	-0.61	-0.61	-0.61
Kent, WA	PM ₁₀	Maintenance	100	0.00	0.00	-0.20	-0.20	-0.20	-0.20	-0.20	-0.20	-0.20	-0.20	-0.20
Kern County (Eastern Kern), CA	Ozone	Former Subpart 1	50	0.00	0.01	-0.47	-0.48	-0.48	-0.48	-0.48	-0.48	-0.48	-0.48	-0.48
Kewaunee County, WI	Ozone	Maintenance	100	0.00	0.00	-0.26	-0.27	-0.27	-0.27	-0.27	-0.27	-0.27	-0.27	-0.27
King County, WA	PM ₁₀	Maintenance	100	0.00	0.00	-0.08	-0.08	-0.08	-0.08	-0.08	-0.08	-0.08	-0.08	-0.08
Klamath Falls, OR	CO	Maintenance	100	0.00	0.01	-0.61	-0.62	-0.62	-0.62	-0.62	-0.62	-0.62	-0.62	-0.62
Klamath Falls, OR	PM ₁₀	Maintenance	100	0.00	0.01	-0.61	-0.62	-0.62	-0.62	-0.62	-0.62	-0.62	-0.62	-0.62
Knoxville, TN	Ozone	Former Subpart 1	50	0.00	0.38	-24.33	-24.74	-24.74	-24.74	-24.74	-24.74	-24.74	-24.74	-24.74
Knoxville, TN	PM _{2.5}	Nonattainment	100	0.00	0.38	-24.33	-24.74	-24.74	-24.74	-24.74	-24.74	-24.74	-24.74	-24.74
La Porte County, IN	SO _x	Maintenance	100	0.00	0.01	-0.51	-0.52	-0.52	-0.52	-0.52	-0.52	-0.52	-0.52	-0.52
LaGrande, OR	PM ₁₀	Maintenance	100	0.00	0.00	-0.09	-0.10	-0.10	-0.10	-0.10	-0.10	-0.10	-0.10	-0.10

Table D2-3 Emission Changes <u>a/</u> (for Cumulative Impacts) by Nonattainment Area with Alternative Standards for HD Vehicles Acetaldehyde 2050													
Nonattainment Area	Pollutant	Status <u>c/</u>	General Conformity Threshold <u>d/</u>	Emissions Changes for Cumulative Impacts (tons/year)									
				Alt. 1	Alt. 2	Alt. 3	Alt. 4	Alt. 6A	Alt. 5	Alt. 6 <u>b/</u>	Alt. 7	Alt. 6B	Alt. 8
				No Action	Engine Only	Class 8 Tractors	Engines & Classes 7-8 Tractors	15% below Preferred Alternative Stringency	Engines, Classes 7-8 Tractors, & Classes 2b-3	Engines, Tractors, & Classes 2b-8	Engines, Tractors, & Truck, & Trailers	20% above Preferred Alternative Stringency	Accelerated Hybrid Adoption
Lake County, IN	SO _x	Maintenance	100	0.00	0.04	-2.48	-2.52	-2.52	-2.52	-2.52	-2.52	-2.52	-2.52
Lake County, OH	SO _x	Maintenance	100	0.00	0.01	-0.33	-0.34	-0.34	-0.34	-0.34	-0.34	-0.34	-0.34
Lake County, OR	PM ₁₀	Maintenance	100	0.00	0.00	-0.04	-0.04	-0.04	-0.04	-0.04	-0.04	-0.04	-0.04
Lake Tahoe North Shore, CA	CO	Maintenance	100	0.00	0.00	-0.13	-0.13	-0.13	-0.13	-0.13	-0.13	-0.13	-0.13
Lake Tahoe South Shore, CA	CO	Maintenance	100	0.00	0.01	-0.33	-0.34	-0.34	-0.34	-0.34	-0.34	-0.34	-0.34
Lake Tahoe, NV	CO	Maintenance	100	0.00	0.00	-0.07	-0.07	-0.07	-0.07	-0.07	-0.07	-0.07	-0.07
Lamar, CO	PM ₁₀	Maintenance	100	0.00	0.00	-0.06	-0.06	-0.06	-0.06	-0.06	-0.06	-0.06	-0.06
Lame Deer, MT	PM ₁₀	Moderate	100	0.00	0.00	-0.02	-0.02	-0.02	-0.02	-0.02	-0.02	-0.02	-0.02
Lancaster, PA	Ozone	Maintenance	100	0.00	0.12	-7.47	-7.59	-7.59	-7.59	-7.59	-7.59	-7.59	-7.59
Lancaster, PA	PM _{2.5}	Nonattainment	100	0.00	0.12	-7.47	-7.59	-7.59	-7.59	-7.59	-7.59	-7.59	-7.59
Lane County, OR	PM ₁₀	Moderate	100	0.00	0.00	-0.01	-0.01	-0.01	-0.01	-0.01	-0.01	-0.01	-0.01
Lansing-East Lansing, MI	Ozone	Maintenance	100	0.00	0.09	-5.74	-5.84	-5.84	-5.84	-5.84	-5.84	-5.84	-5.84
LaPorte, IN	Ozone	Maintenance	100	0.00	0.02	-1.42	-1.44	-1.44	-1.44	-1.44	-1.45	-1.44	-1.44
Las Vegas, NV	CO	Serious	100	0.00	0.05	-3.19	-3.24	-3.24	-3.24	-3.24	-3.24	-3.24	-3.24
Las Vegas, NV	Ozone	Former Subpart 1	50	0.00	0.05	-3.19	-3.24	-3.24	-3.24	-3.24	-3.24	-3.24	-3.24
Lauderdale County, AL	SO _x	Maintenance	100	0.00	0.01	-0.64	-0.65	-0.65	-0.65	-0.65	-0.65	-0.65	-0.65
Laurel Area (Yellowstone County), MT	SO _x	Nonattainment	100	0.00	0.00	-0.01	-0.01	-0.01	-0.01	-0.01	-0.01	-0.01	-0.01
Libby, MT	PM ₁₀	Moderate	100	0.00	0.00	-0.08	-0.08	-0.08	-0.08	-0.08	-0.08	-0.08	-0.08
Libby, MT	PM _{2.5}	Nonattainment	100	0.00	0.00	-0.08	-0.08	-0.08	-0.08	-0.08	-0.08	-0.08	-0.08
Liberty-Clairton, PA	PM _{2.5}	Nonattainment	100	0.00	0.00	-0.06	-0.06	-0.06	-0.06	-0.06	-0.06	-0.06	-0.06
Lima, OH	Ozone	Maintenance	100	0.00	0.02	-1.17	-1.18	-1.18	-1.18	-1.18	-1.19	-1.18	-1.18
Longmont, CO	CO	Maintenance	100	0.00	0.01	-0.56	-0.57	-0.57	-0.57	-0.57	-0.57	-0.57	-0.57
Lorain County, OH	SO _x	Maintenance	100	0.00	0.01	-0.41	-0.42	-0.42	-0.42	-0.42	-0.42	-0.42	-0.42
Los Angeles South Coast Air Basin, CA	CO	Maintenance	100	0.00	4.57	-294.39	-299.43	-299.43	-299.43	-299.43	-299.48	-299.47	-299.51
Los Angeles South Coast Air Basin, CA	NO _x	Maintenance	100	0.00	4.57	-294.39	-299.43	-299.43	-299.43	-299.43	-299.48	-299.47	-299.51
Los Angeles South Coast Air Basin, CA	Ozone	Extreme	10	0.00	4.57	-294.39	-299.43	-299.43	-299.43	-299.43	-299.48	-299.47	-299.51
Los Angeles South Coast Air Basin, CA	PM ₁₀	Serious	70	0.00	4.57	-294.39	-299.43	-299.43	-299.43	-299.43	-299.48	-299.47	-299.51
Los Angeles South Coast Air Basin, CA	PM _{2.5}	Nonattainment	100	0.00	4.57	-294.39	-299.43	-299.43	-299.43	-299.43	-299.48	-299.47	-299.51
Los Angeles-San Bernardino Counties (western Mohave), CA	Ozone	Moderate	50	0.00	0.05	-2.86	-2.91	-2.91	-2.91	-2.91	-2.91	-2.91	-2.91
Louisville, KY-IN	Ozone	Maintenance	100	0.00	0.37	-23.39	-23.78	-23.78	-23.78	-23.78	-23.79	-23.78	-23.78
Louisville, KY-IN	PM _{2.5}	Nonattainment	100	0.00	0.37	-23.39	-23.78	-23.78	-23.78	-23.78	-23.79	-23.78	-23.78
Lowell, MA	CO	Maintenance	100	0.00	0.01	-0.71	-0.72	-0.72	-0.72	-0.72	-0.72	-0.72	-0.72
Lucas County, OH	SO _x	Maintenance	100	0.00	0.04	-2.35	-2.39	-2.39	-2.39	-2.39	-2.39	-2.39	-2.39
Lyons Township, IL	PM ₁₀	Maintenance	100	0.00	0.01	-0.59	-0.60	-0.60	-0.60	-0.60	-0.60	-0.60	-0.60
Macon, GA	Ozone	Maintenance	100	0.00	0.03	-1.96	-1.99	-1.99	-1.99	-1.99	-1.99	-1.99	-1.99
Macon, GA	PM _{2.5}	Nonattainment	100	0.00	0.03	-1.96	-1.99	-1.99	-1.99	-1.99	-1.99	-1.99	-1.99
Madison and Page Counties (Shenandoah NP), VA	Ozone	Maintenance	100	0.00	0.00	-0.02	-0.02	-0.02	-0.02	-0.02	-0.02	-0.02	-0.02
Madison, WI	SO _x	Maintenance	100	0.00	0.04	-2.62	-2.66	-2.66	-2.66	-2.66	-2.66	-2.66	-2.66
Mammoth Lake, CA	PM ₁₀	Moderate	100	0.00	0.00	-0.09	-0.09	-0.09	-0.09	-0.09	-0.09	-0.09	-0.09
Manchester, NH	CO	Maintenance	100	0.00	0.01	-0.44	-0.45	-0.45	-0.45	-0.45	-0.45	-0.45	-0.45
Manitowoc County, WI	Ozone	Former Subpart 1	50	0.00	0.02	-1.35	-1.38	-1.38	-1.38	-1.38	-1.38	-1.38	-1.38
Marion County, IN	SO _x	Maintenance	100	0.00	0.04	-2.38	-2.43	-2.43	-2.43	-2.43	-2.43	-2.43	-2.43
Mariposa and Tuolumne Counties (Southern Mountain), CA	Ozone	Former Subpart 1	50	0.00	0.01	-0.52	-0.52	-0.52	-0.52	-0.52	-0.52	-0.52	-0.52

Table D2-3 Emission Changes <u>a/</u> (for Cumulative Impacts) by Nonattainment Area with Alternative Standards for HD Vehicles Acetaldehyde 2050														
Nonattainment Area	Pollutant	Status <u>c/</u>	General Conformity Threshold <u>d/</u>	Emissions Changes for Cumulative Impacts (tons/year)										
				Alt. 1	Alt. 2	Alt. 3	Alt. 4	Alt. 6A	Alt. 5	Alt. 6 <u>b/</u>	Alt. 7	Alt. 6B	Alt. 8	
				No Action	Engine Only	Class 8 Tractors	Engines & Classes 7-8 Tractors	15% below Preferred Alternative Stringency	Engines, Classes 7-8 Tractors, & Classes 2b-3	Engines, Tractors, & Classes 2b-8	Engines, Tractors, & Trucks, & Trailers	20% above Preferred Alternative Stringency	Accelerated Hybrid Adoption	
Martinsburg, WV-Hagerstown, MD	PM _{2.5}	Nonattainment	100	0.00	0.04	-2.59	-2.63	-2.63	-2.63	-2.63	-2.63	-2.63	-2.63	-2.63
Mason County, MI	Ozone	Maintenance	100	0.00	0.01	-0.32	-0.33	-0.33	-0.33	-0.33	-0.33	-0.33	-0.33	-0.33
Medford, OR	CO	Maintenance	100	0.00	0.01	-0.59	-0.60	-0.60	-0.60	-0.60	-0.60	-0.60	-0.60	-0.60
Medford-Ashland, OR	PM ₁₀	Maintenance	100	0.00	0.02	-1.43	-1.45	-1.45	-1.45	-1.45	-1.45	-1.45	-1.45	-1.45
Memphis, TN-AR	Ozone	Maintenance	100	0.00	0.13	-8.40	-8.55	-8.55	-8.55	-8.55	-8.55	-8.55	-8.55	-8.55
Memphis, TN	CO	Maintenance	100	0.00	0.12	-7.69	-7.82	-7.82	-7.82	-7.82	-7.82	-7.82	-7.82	-7.82
Miami (Gila County), AZ	SO _x	Maintenance	100	0.00	0.00	-0.18	-0.19	-0.19	-0.19	-0.19	-0.19	-0.19	-0.19	-0.19
Millinocket AQCR 109, ME	SO _x	Maintenance	100	0.00	0.00	-0.04	-0.05	-0.05	-0.05	-0.05	-0.05	-0.05	-0.05	-0.05
Milwaukee, WI	SO _x	Maintenance	100	0.00	0.06	-3.62	-3.68	-3.68	-3.68	-3.68	-3.68	-3.68	-3.68	-3.68
Milwaukee-Racine, WI	Ozone	Moderate	50	0.00	0.24	-15.45	-15.71	-15.71	-15.71	-15.71	-15.71	-15.71	-15.71	-15.71
Minneapolis-St Paul, MN	CO	Maintenance	100	0.00	0.71	-47.27	-48.10	-48.10	-48.10	-48.11	-48.12	-48.13	-48.16	-48.16
Minneapolis-St Paul, MN	SO _x	Maintenance	100	0.00	0.74	-47.23	-48.03	-48.03	-48.03	-48.04	-48.03	-48.04	-48.03	-48.03
Missoula, MT	CO	Maintenance	100	0.00	0.02	-1.05	-1.07	-1.07	-1.07	-1.07	-1.07	-1.07	-1.07	-1.07
Missoula, MT	PM ₁₀	Moderate	100	0.00	0.02	-1.05	-1.07	-1.07	-1.07	-1.07	-1.07	-1.07	-1.07	-1.07
Modesto, CA	CO	Maintenance	100	0.00	0.03	-2.07	-2.10	-2.10	-2.10	-2.10	-2.10	-2.10	-2.10	-2.10
Mohave County, AZ	PM ₁₀	Maintenance	100	0.00	0.02	-1.00	-1.01	-1.01	-1.01	-1.01	-1.01	-1.01	-1.01	-1.01
Mono Basin, CA	PM ₁₀	Moderate	100	0.00	0.00	-0.01	-0.01	-0.01	-0.01	-0.01	-0.01	-0.01	-0.01	-0.01
Morenci (Greenlee County), AZ	SO _x	Maintenance	100	0.00	0.00	-0.02	-0.02	-0.02	-0.02	-0.02	-0.02	-0.02	-0.02	-0.02
Morristown, NJ	CO	Maintenance	100	0.00	0.00	-0.12	-0.12	-0.12	-0.12	-0.12	-0.12	-0.12	-0.12	-0.12
Muhlenberg County, KY	SO _x	Maintenance	100	0.00	0.00	-0.24	-0.24	-0.24	-0.24	-0.24	-0.24	-0.24	-0.24	-0.24
Muncie, IN	Ozone	Maintenance	100	0.00	0.02	-1.13	-1.14	-1.14	-1.14	-1.14	-1.15	-1.15	-1.15	-1.15
Murray County (Chattahoochee NF), GA	Ozone	Maintenance	100	0.00	0.00	-0.05	-0.05	-0.05	-0.05	-0.05	-0.05	-0.05	-0.05	-0.05
Muscatine County, IA	SO _x	Maintenance	100	0.00	0.00	-0.21	-0.21	-0.21	-0.21	-0.21	-0.21	-0.21	-0.21	-0.21
Muskegon, MI	Ozone	Maintenance	100	0.00	0.02	-1.58	-1.60	-1.60	-1.60	-1.60	-1.60	-1.60	-1.60	-1.60
Nashua, NH	CO	Maintenance	100	0.00	0.01	-0.36	-0.37	-0.37	-0.37	-0.37	-0.37	-0.37	-0.37	-0.37
Nashville, TN	Ozone	Former Subpart 1	50	0.00	0.32	-20.07	-20.41	-20.41	-20.41	-20.41	-20.41	-20.41	-20.41	-20.41
Nevada County (western part), CA	Ozone	Former Subpart 1	50	0.00	0.01	-0.62	-0.63	-0.63	-0.63	-0.63	-0.63	-0.63	-0.63	-0.63
New Haven County, CT	PM ₁₀	Maintenance	100	0.00	0.01	-0.68	-0.69	-0.69	-0.69	-0.69	-0.69	-0.69	-0.69	-0.69
New Haven-Meriden-Waterbury, CT	CO	Maintenance	100	0.00	0.05	-3.13	-3.18	-3.18	-3.18	-3.18	-3.18	-3.18	-3.18	-3.18
New Manchester-Grant Magisterial District (Hancock County), WV	SO _x	Maintenance	100	0.00	0.00	-0.03	-0.03	-0.03	-0.03	-0.03	-0.03	-0.03	-0.03	-0.03
New York County, NY	PM ₁₀	Moderate	100	0.00	0.02	-1.16	-1.18	-1.18	-1.18	-1.18	-1.18	-1.18	-1.18	-1.18
New York-N. New Jersey-Long Island, NY-NJ-CT	CO	Maintenance	100	0.00	1.21	-76.98	-78.29	-78.29	-78.29	-78.28	-78.30	-78.29	-78.30	-78.29
New York-N. New Jersey-Long Island, NY-NJ-CT	PM _{2.5}	Nonattainment	100	0.00	1.21	-76.98	-78.29	-78.29	-78.29	-78.28	-78.30	-78.29	-78.30	-78.29
New York-northern New Jersey-Long Island, NY-NJ-CT	Ozone	Moderate	50	0.00	0.82	-51.86	-52.74	-52.74	-52.74	-52.74	-52.75	-52.74	-52.75	-52.74
Nogales, AZ	PM ₁₀	Moderate	100	0.00	0.01	-0.33	-0.34	-0.34	-0.34	-0.34	-0.34	-0.34	-0.34	-0.34
Norfolk-Virginia Beach-Newport News, VA	Ozone	Maintenance	100	0.00	0.07	-4.60	-4.68	-4.68	-4.68	-4.68	-4.68	-4.68	-4.68	-4.68
Ogden, UT	CO	Maintenance	100	0.00	0.01	-0.51	-0.52	-0.52	-0.52	-0.52	-0.52	-0.52	-0.52	-0.52
Ogden, UT	PM ₁₀	Moderate	100	0.00	0.01	-0.51	-0.52	-0.52	-0.52	-0.52	-0.52	-0.52	-0.52	-0.52
Oglesby, IL	PM ₁₀	Maintenance	100	0.00	0.00	-0.02	-0.02	-0.02	-0.02	-0.02	-0.02	-0.02	-0.02	-0.02
Olmsted County, MN	PM ₁₀	Maintenance	100	0.00	0.00	-0.15	-0.15	-0.15	-0.15	-0.15	-0.15	-0.15	-0.15	-0.15
Olympia, Tumwater, Lacey, WA	PM ₁₀	Maintenance	100	0.00	0.01	-0.83	-0.85	-0.85	-0.85	-0.85	-0.85	-0.85	-0.85	-0.85
Owens Valley, CA	PM ₁₀	Serious	70	0.00	0.00	-0.03	-0.03	-0.03	-0.03	-0.03	-0.03	-0.03	-0.03	-0.03
Pagosa Springs, CO	PM ₁₀	Maintenance	100	0.00	0.00	0.00	0.00	0.00	0.00	0.00	0.00	0.00	0.00	0.00

Table D2-3 Emission Changes <u>a/</u> (for Cumulative Impacts) by Nonattainment Area with Alternative Standards for HD Vehicles Acetaldehyde 2050														
Nonattainment Area	Pollutant	Status <u>c/</u>	General Conformity Threshold <u>d/</u>	Emissions Changes for Cumulative Impacts (tons/year)										
				Alt. 1	Alt. 2	Alt. 3	Alt. 4	Alt. 6A	Alt. 5	Alt. 6 <u>b/</u>	Alt. 7	Alt. 6B	Alt. 8	
				No Action	Engine Only	Class 8 Tractors	Engines & Classes 7-8 Tractors	15% below Preferred Alternative Stringency	Engines, Classes 7-8 Tractors, & Classes 2b-3	Engines, Tractors, & Classes 2b-8	Engines, Tractors, & Truck, & Trailers	20% above Preferred Alternative Stringency	Accelerated Hybrid Adoption	
Parkersburg-Marietta, WV-OH	Ozone	Maintenance	100	0.00	0.05	-3.23	-3.29	-3.29	-3.29	-3.29	-3.29	-3.29	-3.29	-3.29
Parkersburg-Marietta, WV-OH	PM _{2.5}	Nonattainment	100	0.00	0.05	-3.23	-3.29	-3.29	-3.29	-3.29	-3.29	-3.29	-3.29	-3.29
Payson, AZ	PM ₁₀	Maintenance	100	0.00	0.00	-0.12	-0.12	-0.12	-0.12	-0.12	-0.12	-0.12	-0.12	-0.12
Penns Grove, NJ	CO	Maintenance	100	0.00	0.00	0.00	0.00	0.00	0.00	0.00	0.00	0.00	0.00	0.00
Peoria, IL	SO _x	Maintenance	100	0.00	0.02	-0.96	-0.98	-0.98	-0.98	-0.98	-0.98	-0.98	-0.98	-0.98
Perth Amboy, NJ	CO	Maintenance	100	0.00	0.01	-0.45	-0.46	-0.46	-0.46	-0.46	-0.46	-0.46	-0.46	-0.46
Philadelphia-Camden County, PA-NJ	CO	Maintenance	100	0.00	0.04	-2.47	-2.51	-2.51	-2.51	-2.51	-2.51	-2.51	-2.51	-2.51
Phildelphia-Wilmington, PA-NY-DE	PM _{2.5}	Nonattainment	100	0.00	0.42	-26.98	-27.44	-27.44	-27.44	-27.44	-27.44	-27.44	-27.44	-27.44
Phildelphia-Wilmington-Atlantic City, PA-NY-MD-DE	Ozone	Moderate	50	0.00	0.57	-36.38	-36.99	-36.99	-36.99	-36.99	-37.00	-36.99	-37.00	-36.99
Phoenix, AZ	CO	Maintenance	100	0.00	0.99	-62.70	-63.76	-63.76	-63.76	-63.76	-63.77	-63.76	-63.77	-63.76
Phoenix, AZ	PM ₁₀	Serious	70	0.00	0.99	-62.70	-63.76	-63.76	-63.76	-63.76	-63.77	-63.76	-63.77	-63.76
Phoenix-Mesa, AZ	Ozone	Former Subpart 1	50	0.00	0.50	-31.94	-32.48	-32.48	-32.48	-32.48	-32.48	-32.48	-32.48	-32.48
Pierce County, WA	PM ₁₀	Maintenance	100	0.00	0.00	-0.07	-0.07	-0.07	-0.07	-0.07	-0.07	-0.07	-0.07	-0.07
Pinehurst, ID	PM ₁₀	Moderate	100	0.00	0.00	-0.01	-0.01	-0.01	-0.01	-0.01	-0.01	-0.01	-0.01	-0.01
Pittsburgh, PA	CO	Maintenance	100	0.00	0.00	-0.15	-0.15	-0.15	-0.15	-0.15	-0.15	-0.15	-0.15	-0.15
Pittsburgh-Beaver Valley, PA	Ozone	Former Subpart 1	50	0.00	0.39	-25.06	-25.49	-25.49	-25.49	-25.49	-25.49	-25.49	-25.49	-25.49
Pittsburgh-Beaver Valley, PA	PM _{2.5}	Nonattainment	100	0.00	0.39	-25.06	-25.49	-25.49	-25.49	-25.49	-25.49	-25.49	-25.49	-25.49
Polk County, TN	SO _x	Maintenance	100	0.00	0.00	-0.18	-0.18	-0.18	-0.18	-0.18	-0.18	-0.18	-0.18	-0.18
Polson, MT	PM ₁₀	Moderate	100	0.00	0.00	-0.03	-0.03	-0.03	-0.03	-0.03	-0.03	-0.03	-0.03	-0.03
Portland, ME	Ozone	Maintenance	100	0.00	0.09	-5.65	-5.74	-5.74	-5.74	-5.74	-5.74	-5.74	-5.74	-5.74
Portland, OR	CO	Maintenance	100	0.00	0.10	-6.54	-6.65	-6.65	-6.65	-6.65	-6.65	-6.65	-6.65	-6.65
Portneuf Valley, ID	PM ₁₀	Maintenance	100	0.00	0.00	-0.29	-0.29	-0.29	-0.29	-0.29	-0.29	-0.29	-0.29	-0.29
Poughkeepsie, NY	Ozone	Moderate	50	0.00	0.09	-5.43	-5.52	-5.52	-5.52	-5.52	-5.52	-5.52	-5.52	-5.52
Presque Isle, ME	PM ₁₀	Maintenance	100	0.00	0.00	-0.08	-0.08	-0.08	-0.08	-0.08	-0.08	-0.08	-0.08	-0.08
Providence (entire State), RI	Ozone	Moderate	50	0.00	0.04	-2.42	-2.46	-2.46	-2.46	-2.46	-2.46	-2.46	-2.46	-2.46
Provo, UT	CO	Maintenance	100	0.00	0.01	-0.74	-0.75	-0.75	-0.75	-0.75	-0.75	-0.75	-0.75	-0.75
Raleigh-Durham, NC	CO	Maintenance	100	0.00	0.17	-10.52	-10.70	-10.70	-10.70	-10.70	-10.70	-10.70	-10.70	-10.70
Raleigh-Durham-Chapel Hill, NC	Ozone	Maintenance	100	0.00	0.25	-16.04	-16.31	-16.31	-16.31	-16.31	-16.32	-16.31	-16.32	-16.31
Ramsey County, MN	PM ₁₀	Maintenance	100	0.00	0.00	-0.01	-0.01	-0.01	-0.01	-0.01	-0.01	-0.01	-0.01	-0.01
Reading, PA	Ozone	Maintenance	100	0.00	0.09	-6.01	-6.11	-6.11	-6.11	-6.11	-6.11	-6.11	-6.11	-6.11
Reading, PA	PM _{2.5}	Nonattainment	100	0.00	0.09	-6.01	-6.11	-6.11	-6.11	-6.11	-6.11	-6.11	-6.11	-6.11
Reno, NV	CO	Maintenance	100	0.00	0.02	-0.99	-1.01	-1.01	-1.01	-1.01	-1.01	-1.01	-1.01	-1.01
Rhineland (Oneida County), WI	SO _x	Maintenance	100	0.00	0.00	-0.01	-0.01	-0.01	-0.01	-0.01	-0.01	-0.01	-0.01	-0.01
Richmond-Petersburg, VA	Ozone	Maintenance	100	0.00	0.07	-4.66	-4.74	-4.74	-4.74	-4.74	-4.74	-4.74	-4.74	-4.74
Rillito, AZ	PM ₁₀	Moderate	100	0.00	0.00	-0.29	-0.29	-0.29	-0.29	-0.29	-0.29	-0.29	-0.29	-0.29
Riverside County (Coachella Valley), CA	Ozone	Severe	25	0.00	0.05	-2.99	-3.04	-3.04	-3.04	-3.04	-3.04	-3.04	-3.04	-3.04
Roanoke, VA	Ozone	Former Subpart 1	50	0.00	0.03	-2.13	-2.17	-2.17	-2.17	-2.17	-2.17	-2.17	-2.17	-2.17
Rochester (Olmsted County), MN	SO _x	Maintenance	100	0.00	0.01	-0.67	-0.68	-0.68	-0.68	-0.68	-0.68	-0.68	-0.68	-0.68
Rochester, NY	Ozone	Former Subpart 1	50	0.00	0.08	-5.26	-5.35	-5.35	-5.35	-5.35	-5.35	-5.35	-5.35	-5.35
Rocky Mount, NC	Ozone	Maintenance	100	0.00	0.02	-1.53	-1.55	-1.55	-1.55	-1.55	-1.55	-1.55	-1.55	-1.55
Rome, GA	PM _{2.5}	Nonattainment	100	0.00	0.01	-0.69	-0.70	-0.70	-0.70	-0.70	-0.70	-0.70	-0.70	-0.70
Ronan, MT	PM ₁₀	Moderate	100	0.00	0.00	-0.01	-0.01	-0.01	-0.01	-0.01	-0.01	-0.01	-0.01	-0.01
Rothschild, Rib Mountain, Weston (Marathon County), WI	SO _x	Maintenance	100	0.00	0.00	-0.02	-0.02	-0.02	-0.02	-0.02	-0.02	-0.02	-0.02	-0.02

Table D2-3 Emission Changes <u>a/</u> (for Cumulative Impacts) by Nonattainment Area with Alternative Standards for HD Vehicles Acetaldehyde 2050													
Nonattainment Area	Pollutant	Status <u>c/</u>	General Conformity Threshold <u>d/</u>	Emissions Changes for Cumulative Impacts (tons/year)									
				Alt. 1	Alt. 2	Alt. 3	Alt. 4	Alt. 6A	Alt. 5	Alt. 6 <u>b/</u>	Alt. 7	Alt. 6B	Alt. 8
				No Action	Engine Only	Class 8 Tractors	Engines & Classes 7-8 Tractors	15% below Preferred Alternative Stringency	Engines, Classes 7-8 Tractors, & Classes 2b-3	Engines, Tractors, & Classes 2b-8	Engines, Tractors, & Truck, & Trailers	20% above Preferred Alternative Stringency	Accelerated Hybrid Adoption
Sacramento County, CA	PM ₁₀	Moderate	100	0.00	0.14	-8.67	-8.82	-8.82	-8.82	-8.82	-8.82	-8.82	-8.82
Sacramento Metro, CA	Ozone	Severe	25	0.00	0.24	-15.40	-15.66	-15.66	-15.66	-15.66	-15.66	-15.66	-15.66
Sacramento, CA	CO	Maintenance	100	0.00	0.15	-9.24	-9.40	-9.40	-9.40	-9.40	-9.40	-9.40	-9.40
Salem, OR	CO	Maintenance	100	0.00	0.01	-0.78	-0.79	-0.79	-0.79	-0.79	-0.79	-0.79	-0.79
Salt Lake City, UT	CO	Maintenance	100	0.00	-0.02	-0.96	-1.02	-1.02	-1.02	-1.02	-1.02	-1.03	-1.07
Salt Lake County, UT	PM ₁₀	Moderate	100	0.00	0.10	-8.89	-9.08	-9.08	-9.08	-9.08	-9.08	-9.10	-9.13
Salt Lake County, UT	SO _x	Nonattainment	100	0.00	0.14	-8.85	-9.00	-9.00	-9.00	-9.00	-9.00	-9.00	-9.00
San Antonio, TX	Ozone	Former Subpart 1	50	0.00	0.19	-12.34	-12.55	-12.55	-12.55	-12.55	-12.55	-12.55	-12.55
San Bernardino County, CA	PM ₁₀	Moderate	100	0.00	0.03	-1.88	-1.91	-1.91	-1.91	-1.91	-1.91	-1.91	-1.91
San Diego, CA	CO	Maintenance	100	0.00	0.51	-32.09	-32.63	-32.63	-32.63	-32.63	-32.64	-32.63	-32.63
San Diego, CA	Ozone	Former Subpart 1	50	0.00	0.51	-32.09	-32.63	-32.63	-32.63	-32.63	-32.64	-32.63	-32.63
San Francisco Bay Area, CA	Ozone	Marginal	50	0.00	0.38	-24.15	-24.56	-24.56	-24.56	-24.56	-24.56	-24.56	-24.56
San Francisco-Oakland-San Jose, CA	CO	Maintenance	100	0.00	0.46	-29.02	-29.51	-29.51	-29.51	-29.51	-29.52	-29.52	-29.51
San Joaquin Valley, CA	Ozone	Extreme	10	0.00	1.39	-88.92	-90.43	-90.43	-90.43	-90.43	-90.45	-90.44	-90.45
San Joaquin Valley, CA	PM ₁₀	Maintenance	100	0.00	1.39	-88.92	-90.43	-90.43	-90.43	-90.43	-90.45	-90.44	-90.45
San Joaquin Valley, CA	PM _{2.5}	Nonattainment	100	0.00	1.39	-88.92	-90.43	-90.43	-90.43	-90.43	-90.45	-90.44	-90.45
San Manuel (Pinal County), AZ	SO _x	Maintenance	100	0.00	0.00	-0.27	-0.27	-0.27	-0.27	-0.27	-0.27	-0.27	-0.27
Sanders County (part);Thompson Falls and vicinity, MT	PM ₁₀	Moderate	100	0.00	0.00	-0.01	-0.01	-0.01	-0.01	-0.01	-0.01	-0.01	-0.01
Scranton-Wilkes Barre, PA	Ozone	Maintenance	100	0.00	0.10	-6.45	-6.56	-6.56	-6.56	-6.56	-6.56	-6.56	-6.56
Seattle-Tacoma, WA	CO	Maintenance	100	0.00	0.35	-22.02	-22.39	-22.39	-22.39	-22.39	-22.39	-22.39	-22.39
Sheboygan, WI	Ozone	Moderate	50	0.00	0.02	-1.43	-1.46	-1.46	-1.46	-1.46	-1.46	-1.46	-1.46
Sheridan, WY	PM ₁₀	Moderate	100	0.00	0.00	-0.17	-0.17	-0.17	-0.17	-0.17	-0.17	-0.17	-0.17
Shoshone County, ID	PM ₁₀	Moderate	100	0.00	0.00	0.00	0.00	0.00	0.00	0.00	0.00	0.00	0.00
Somerville, NJ	CO	Maintenance	100	0.00	0.00	-0.06	-0.06	-0.06	-0.06	-0.06	-0.06	-0.06	-0.06
South Bend-Elkhart, IN	Ozone	Maintenance	100	0.00	0.06	-4.06	-4.12	-4.12	-4.12	-4.12	-4.12	-4.12	-4.12
Southeast Chicago, IL	PM ₁₀	Maintenance	100	0.00	0.02	-1.39	-1.41	-1.41	-1.41	-1.41	-1.41	-1.41	-1.41
Spokane County, WA	PM ₁₀	Maintenance	100	0.00	0.03	-2.17	-2.21	-2.21	-2.21	-2.21	-2.21	-2.21	-2.21
Spokane, WA	CO	Maintenance	100	0.00	0.03	-2.15	-2.18	-2.18	-2.18	-2.18	-2.18	-2.18	-2.18
Springfield (western MA), MA	Ozone	Moderate	50	0.00	0.11	-6.73	-6.85	-6.85	-6.85	-6.85	-6.85	-6.85	-6.85
Springfield, MA	CO	Maintenance	100	0.00	0.02	-1.03	-1.05	-1.05	-1.05	-1.05	-1.05	-1.05	-1.05
St Louis, MO	CO	Maintenance	100	0.00	0.13	-8.12	-8.26	-8.26	-8.26	-8.26	-8.26	-8.26	-8.26
St Louis, MO-IL	Ozone	Moderate	50	0.00	0.45	-28.88	-29.36	-29.36	-29.36	-29.36	-29.37	-29.36	-29.36
St. Louis, MO-IL	PM _{2.5}	Nonattainment	100	0.00	0.45	-28.69	-29.17	-29.17	-29.17	-29.17	-29.18	-29.17	-29.17
State College, PA	Ozone	Maintenance	100	0.00	0.04	-2.27	-2.31	-2.31	-2.31	-2.31	-2.31	-2.31	-2.31
Steamboat Springs, CO	PM ₁₀	Maintenance	100	0.00	0.00	-0.16	-0.16	-0.16	-0.16	-0.16	-0.16	-0.16	-0.16
Steubenville & Mingo Junction, OH	SO _x	Maintenance	100	0.00	0.01	-0.35	-0.36	-0.36	-0.36	-0.36	-0.36	-0.36	-0.36
Steubenville-Weirton, OH-WV	Ozone	Maintenance	100	0.00	0.02	-1.36	-1.38	-1.38	-1.38	-1.38	-1.38	-1.38	-1.38
Steubenville-Weirton, OH-WV	PM _{2.5}	Nonattainment	100	0.00	0.02	-1.36	-1.38	-1.38	-1.38	-1.38	-1.38	-1.38	-1.38
Stockton, CA	CO	Maintenance	100	0.00	0.05	-2.89	-2.94	-2.94	-2.94	-2.94	-2.94	-2.94	-2.94
Sutter County (Sutter Buttes), CA	Ozone	Former Subpart 1	50	0.00	0.00	0.00	0.00	0.00	0.00	0.00	0.00	0.00	0.00
Syracuse, NY	CO	Maintenance	100	0.00	0.03	-2.11	-2.15	-2.15	-2.15	-2.15	-2.15	-2.15	-2.15
Telluride, CO	PM ₁₀	Maintenance	100	0.00	0.00	-0.02	-0.02	-0.02	-0.02	-0.02	-0.02	-0.02	-0.02
Terre Haute, IN	Ozone	Maintenance	100	0.00	0.02	-1.07	-1.08	-1.08	-1.08	-1.08	-1.08	-1.08	-1.08

Table D2-3 Emission Changes ^{a/} (for Cumulative Impacts) by Nonattainment Area with Alternative Standards for HD Vehicles Acetaldehyde 2050													
Nonattainment Area	Pollutant	Status ^{c/}	General Conformity Threshold ^{d/}	Emissions Changes for Cumulative Impacts (tons/year)									
				Alt. 1	Alt. 2	Alt. 3	Alt. 4	Alt. 6A	Alt. 5	Alt. 6 ^{b/}	Alt. 7	Alt. 6B	Alt. 8
				No Action	Engine Only	Class 8 Tractors	Engines & Classes 7-8 Tractors	15% below Preferred Alternative Stringency	Engines, Classes 7-8 Tractors, & Classes 2b-3	Engines, Tractors, & Classes 2b-8	Engines, Tractors, & Truck, & Trailers	20% above Preferred Alternative Stringency	Accelerated Hybrid Adoption
Tioga County, PA	Ozone	Maintenance	100	0.00	0.01	-0.48	-0.49	-0.49	-0.49	-0.49	-0.49	-0.49	-0.49
Toledo, OH	Ozone	Maintenance	100	0.00	0.08	-5.23	-5.32	-5.32	-5.32	-5.32	-5.32	-5.32	-5.32
Toms River, NJ	CO	Maintenance	100	0.00	0.00	-0.25	-0.26	-0.26	-0.26	-0.26	-0.26	-0.26	-0.26
Tooele County, UT	SO _x	Nonattainment	100	0.00	0.01	-0.74	-0.75	-0.75	-0.75	-0.75	-0.75	-0.75	-0.75
Trenton, NJ	CO	Maintenance	100	0.00	0.01	-0.65	-0.66	-0.66	-0.66	-0.66	-0.66	-0.66	-0.66
Trona, CA	PM ₁₀	Moderate	100	0.00	0.00	-0.02	-0.02	-0.02	-0.02	-0.02	-0.02	-0.02	-0.02
Tucson, AZ	CO	Maintenance	100	0.00	0.08	-5.35	-5.44	-5.44	-5.44	-5.44	-5.44	-5.44	-5.44
Utah County, UT	PM ₁₀	Moderate	100	0.00	0.03	-2.12	-2.15	-2.15	-2.15	-2.15	-2.15	-2.15	-2.15
Vancouver, WA	CO	Maintenance	100	0.00	0.04	-2.48	-2.52	-2.52	-2.52	-2.52	-2.52	-2.52	-2.52
Ventura County, CA	Ozone	Serious	50	0.00	0.05	-3.34	-3.40	-3.40	-3.40	-3.40	-3.40	-3.40	-3.40
Vermillion County, IN	PM ₁₀	Maintenance	100	0.00	0.00	-0.09	-0.09	-0.09	-0.09	-0.09	-0.09	-0.09	-0.09
Vigo County, IN	SO _x	Maintenance	100	0.00	0.02	-1.07	-1.08	-1.08	-1.08	-1.08	-1.08	-1.08	-1.08
Wallula, WA	PM ₁₀	Maintenance	100	0.00	0.00	0.00	0.00	0.00	0.00	0.00	0.00	0.00	0.00
Waltham, MA	CO	Maintenance	100	0.00	0.01	-0.32	-0.33	-0.33	-0.33	-0.33	-0.33	-0.33	-0.33
Warren County, NJ	SO _x	Maintenance	100	0.00	0.01	-0.33	-0.34	-0.34	-0.34	-0.34	-0.34	-0.34	-0.34
Warren County, PA	SO _x	Nonattainment	100	0.00	0.00	-0.11	-0.11	-0.11	-0.11	-0.11	-0.11	-0.11	-0.11
Washington County (Hagerstown), MD	Ozone	Former Subpart 1	50	0.00	0.02	-1.06	-1.08	-1.08	-1.08	-1.08	-1.08	-1.08	-1.08
Washington, DC-MD-VA	CO	Maintenance	100	0.00	0.70	-44.35	-45.10	-45.10	-45.10	-45.11	-45.10	-45.11	-45.10
Washington, DC-MD-VA	Ozone	Moderate	50	0.00	0.70	-44.35	-45.10	-45.10	-45.10	-45.11	-45.10	-45.11	-45.10
Washington, DC-MD-VA	PM _{2.5}	Nonattainment	100	0.00	0.70	-44.35	-45.10	-45.10	-45.10	-45.11	-45.10	-45.11	-45.10
Washoe County, NV	PM ₁₀	Serious	70	0.00	0.02	-0.99	-1.01	-1.01	-1.01	-1.01	-1.01	-1.01	-1.01
Waterford Township (Washington County), OH	SO _x	Maintenance	100	0.00	0.00	-0.05	-0.06	-0.06	-0.06	-0.06	-0.06	-0.06	-0.06
Wayne County, IN	SO _x	Maintenance	100	0.00	0.01	-0.71	-0.72	-0.72	-0.72	-0.72	-0.72	-0.72	-0.72
Wayne County, MI	PM ₁₀	Maintenance	100	0.00	0.02	-1.23	-1.25	-1.25	-1.25	-1.25	-1.25	-1.25	-1.25
Weirton, WV	PM ₁₀	Maintenance	100	0.00	0.00	-0.10	-0.10	-0.10	-0.10	-0.10	-0.10	-0.10	-0.10
Weirton, WV	SO _x	Maintenance	100	0.00	0.00	-0.10	-0.10	-0.10	-0.10	-0.10	-0.10	-0.10	-0.10
Wheeling, WV-OH	Ozone	Maintenance	100	0.00	0.05	-3.28	-3.34	-3.34	-3.34	-3.34	-3.34	-3.34	-3.34
Wheeling, WV-OH	PM _{2.5}	Nonattainment	100	0.00	0.05	-3.28	-3.34	-3.34	-3.34	-3.34	-3.34	-3.34	-3.34
Winston-Salem, NC	CO	Maintenance	100	0.00	0.05	-3.05	-3.10	-3.10	-3.10	-3.10	-3.10	-3.10	-3.10
Worcester, MA	CO	Maintenance	100	0.00	0.03	-1.65	-1.67	-1.67	-1.67	-1.67	-1.67	-1.67	-1.67
Yakima County, WA	PM ₁₀	Maintenance	100	0.00	0.01	-0.66	-0.67	-0.67	-0.67	-0.67	-0.67	-0.67	-0.67
Yakima, WA	CO	Maintenance	100	0.00	0.00	-0.31	-0.32	-0.32	-0.32	-0.32	-0.32	-0.32	-0.32
York, PA	Ozone	Maintenance	100	0.00	0.10	-6.08	-6.18	-6.18	-6.18	-6.18	-6.18	-6.18	-6.18
York, PA	PM _{2.5}	Nonattainment	100	0.00	0.10	-6.08	-6.18	-6.18	-6.18	-6.18	-6.18	-6.18	-6.18
Youngstown-Warren-Sharon, OH-PA	Ozone	Maintenance	100	0.00	0.10	-6.44	-6.55	-6.55	-6.55	-6.55	-6.55	-6.55	-6.55
Yuma, AZ	PM ₁₀	Moderate	100	0.00	0.02	-1.52	-1.55	-1.55	-1.55	-1.55	-1.55	-1.55	-1.55

^{a/} Negative emissions changes indicate reductions; positive emissions changes are increases. Values of less than 0.005 tons/year are rounded to zero.

^{b/} Preferred Alternative

^{c/} Pollutants for which the area is designated nonattainment or maintenance as of 2010. Source: 40 CFR 81.

^{d/} Emissions thresholds in tons/year of: CO in CO maintenance and nonattainment areas; VOC or NO_x in ozone maintenance and nonattainment areas; primary PM_{2.5} in PM_{2.5} maintenance and nonattainment areas; primary PM₁₀ in PM₁₀ maintenance and nonattainment areas; and SO₂ in SO₂ maintenance and nonattainment areas. Source: 40 CFR § 93.153. These thresholds are provided for information only; a general conformity determination is not required for the proposed actions. (See section 3.3.1.)

Source: EPA (U.S. Environmental Protection Agency). 2010. The Green Book Nonattainment Areas. Washington, District of Columbia. Last Revised: June 16, 2010. U.S. Environmental Protection Agency. Available: <http://www.epa.gov/oaqps001/greenbk/>. Accessed: August 6, 2010.

Table D2-4 Emission Changes <u>a/</u> (for Cumulative Impacts) by Nonattainment Area with Alternative Standards for HD Vehicles Acrolein 2018														
Nonattainment Area	Pollutant	Status <u>c/</u>	General Conformity Threshold <u>d/</u>	Emissions Changes for Cumulative Impacts (tons/year)										
				Alt. 1	Alt. 2	Alt. 3	Alt. 4	Alt. 6A	Alt. 5	Alt. 6 <u>b/</u>	Alt. 7	Alt. 6B	Alt. 8	
				No Action	Engine Only	Class 8 Tractors	Engines & Classes 7-8 Tractors	15% below Preferred Alternative Stringency	Engines, Classes 7-8 Tractors, & Classes 2b-3	Engines, Tractors, & Classes 2b-8	Engines, Tractors, & Truck, & Trailers	20% above Preferred Alternative Stringency	Accelerated Hybrid Adoption	
Addison Township (Gallia County), OH	SO _x	Maintenance	100	0.00	0.00	0.00	0.00	0.00	0.00	0.00	0.00	0.00	0.00	0.00
Ajo (Pima County), AZ	PM ₁₀	Moderate	100	0.00	0.00	0.00	0.00	0.00	0.00	0.00	0.00	0.00	0.00	0.00
Ajo (Pima County), AZ	SO _x	Maintenance	100	0.00	0.00	0.00	0.00	0.00	0.00	0.00	0.00	0.00	0.00	0.00
Albany-Schenectady-Troy, NY	Ozone	Former Subpart 1	50	0.00	0.01	-0.42	-0.43	-0.43	-0.43	-0.43	-0.43	-0.43	-0.43	-0.43
Albuquerque, NM	CO	Maintenance	100	0.00	0.00	-0.19	-0.20	-0.20	-0.20	-0.20	-0.20	-0.20	-0.20	-0.20
Allegan County, MI	Ozone	Former Subpart 1	50	0.00	0.00	-0.05	-0.05	-0.05	-0.05	-0.05	-0.05	-0.05	-0.05	-0.05
Allentown-Bethlehem-Easton, PA	Ozone	Maintenance	100	0.00	0.00	-0.19	-0.20	-0.20	-0.20	-0.20	-0.20	-0.20	-0.20	-0.20
Altoona, PA	Ozone	Maintenance	100	0.00	0.00	-0.03	-0.04	-0.04	-0.04	-0.04	-0.04	-0.04	-0.04	-0.04
Amador and Calveras Counties (Central Mountain), CA	Ozone	Former Subpart 1	50	0.00	0.00	-0.05	-0.05	-0.05	-0.05	-0.05	-0.05	-0.05	-0.05	-0.05
Anchorage, AK	CO	Maintenance	100	0.00	0.00	-0.05	-0.05	-0.05	-0.05	-0.05	-0.05	-0.05	-0.05	-0.05
Anthony, NM	PM ₁₀	Moderate	100	0.00	0.00	0.00	0.00	0.00	0.00	0.00	0.00	0.00	0.00	0.00
Armstrong County, PA	SO _x	Nonattainment	100	0.00	0.00	0.00	0.00	0.00	0.00	0.00	0.00	0.00	0.00	0.00
Aspen, CO	PM ₁₀	Maintenance	100	0.00	0.00	0.00	0.00	0.00	0.00	0.00	0.00	0.00	0.00	0.00
Atlanta, GA	Ozone	Moderate	50	0.00	0.06	-4.31	-4.39	-4.39	-4.39	-4.39	-4.39	-4.38	-4.39	-4.38
Atlanta, GA	PM _{2.5}	Nonattainment	100	0.00	0.06	-4.31	-4.39	-4.39	-4.39	-4.39	-4.39	-4.38	-4.39	-4.38
Atlantic City, NJ	CO	Maintenance	100	0.00	0.00	-0.02	-0.02	-0.02	-0.02	-0.02	-0.02	-0.02	-0.02	-0.02
Bakersfield, CA	CO	Maintenance	100	0.00	0.00	-0.14	-0.14	-0.14	-0.14	-0.14	-0.14	-0.14	-0.14	-0.14
Baltimore, MD	CO	Maintenance	100	0.00	0.03	-1.94	-1.98	-1.98	-1.98	-1.98	-1.98	-1.98	-1.98	-1.98
Baltimore, MD	Ozone	Moderate	50	0.00	0.03	-1.94	-1.98	-1.98	-1.98	-1.98	-1.98	-1.98	-1.98	-1.98
Baltimore, MD	PM _{2.5}	Nonattainment	100	0.00	0.03	-1.94	-1.98	-1.98	-1.98	-1.98	-1.98	-1.98	-1.98	-1.98
Baton Rouge, LA	Ozone	Moderate	50	0.00	0.00	-0.23	-0.24	-0.24	-0.24	-0.24	-0.24	-0.24	-0.24	-0.24
Beaumont-Port Arthur, TX	Ozone	Moderate	50	0.00	0.00	-0.13	-0.14	-0.14	-0.14	-0.14	-0.14	-0.14	-0.14	-0.14
Benton County, TN	SO _x	Maintenance	100	0.00	0.00	0.00	0.00	0.00	0.00	0.00	0.00	0.00	0.00	0.00
Benton Harbor, MI	Ozone	Maintenance	100	0.00	0.00	-0.06	-0.06	-0.06	-0.06	-0.06	-0.06	-0.06	-0.06	-0.06
Benzie County, MI	Ozone	Maintenance	100	0.00	0.00	-0.01	-0.01	-0.01	-0.01	-0.01	-0.01	-0.01	-0.01	-0.01
Berkeley and Jefferson Counties, WV	Ozone	Maintenance	100	0.00	0.00	-0.05	-0.05	-0.05	-0.05	-0.05	-0.05	-0.05	-0.05	-0.05
Billings, MT	CO	Maintenance	100	0.00	0.00	-0.02	-0.02	-0.02	-0.02	-0.02	-0.02	-0.02	-0.02	-0.02
Birmingham, AL	Ozone	Maintenance	100	0.00	0.01	-0.68	-0.69	-0.69	-0.69	-0.69	-0.69	-0.69	-0.69	-0.69
Birmingham, AL	PM _{2.5}	Nonattainment	100	0.00	0.01	-0.68	-0.69	-0.69	-0.69	-0.69	-0.69	-0.69	-0.69	-0.69
Boise-Northern Ada County, ID	CO	Maintenance	100	0.00	0.00	-0.21	-0.21	-0.21	-0.21	-0.21	-0.21	-0.21	-0.21	-0.21
Boise-Northern Ada County, ID	PM ₁₀	Maintenance	100	0.00	0.00	-0.21	-0.21	-0.21	-0.21	-0.21	-0.21	-0.21	-0.21	-0.21
Bonner County (Sandpoint), ID	PM ₁₀	Moderate	100	0.00	0.00	-0.01	-0.01	-0.01	-0.01	-0.01	-0.01	-0.01	-0.01	-0.01
Boston, MA	CO	Maintenance	100	0.00	0.00	-0.28	-0.29	-0.29	-0.29	-0.29	-0.29	-0.29	-0.29	-0.29
Boston-Lawrence-Worcester (eastern MA), MA	Ozone	Moderate	50	0.00	0.02	-1.68	-1.71	-1.71	-1.71	-1.71	-1.71	-1.71	-1.71	-1.71
Boston-Manchester-Portsmouth (southeast NH), NH	Ozone	Moderate	50	0.00	0.00	-0.21	-0.21	-0.21	-0.21	-0.21	-0.21	-0.21	-0.21	-0.21
Boyd County (part), KY	SO _x	Maintenance	100	0.00	0.00	0.00	0.00	0.00	0.00	0.00	0.00	0.00	0.00	0.00
Buffalo-Niagara Falls, NY	Ozone	Former Subpart 1	50	0.00	0.01	-0.38	-0.39	-0.39	-0.39	-0.39	-0.39	-0.39	-0.39	-0.39
Burlington, NJ	CO	Maintenance	100	0.00	0.00	0.00	0.00	0.00	0.00	0.00	0.00	0.00	0.00	0.00
Butte, MT	PM ₁₀	Moderate	100	0.00	0.00	-0.01	-0.01	-0.01	-0.01	-0.01	-0.01	-0.01	-0.01	-0.01
Canon City, CO	PM ₁₀	Maintenance	100	0.00	0.00	-0.01	-0.01	-0.01	-0.01	-0.01	-0.01	-0.01	-0.01	-0.01
Canton-Massillon, OH	Ozone	Maintenance	100	0.00	0.00	-0.20	-0.20	-0.20	-0.20	-0.20	-0.20	-0.20	-0.20	-0.20
Canton-Massillon, OH	PM _{2.5}	Nonattainment	100	0.00	0.00	-0.20	-0.20	-0.20	-0.20	-0.20	-0.20	-0.20	-0.20	-0.20
Case County, MI	Ozone	Maintenance	100	0.00	0.00	-0.01	-0.01	-0.01	-0.01	-0.01	-0.01	-0.01	-0.01	-0.01

Table D2-4 Emission Changes <u>a/</u> (for Cumulative Impacts) by Nonattainment Area with Alternative Standards for HD Vehicles Acrolein 2018														
Nonattainment Area	Pollutant	Status <u>c/</u>	General Conformity Threshold <u>d/</u>	Emissions Changes for Cumulative Impacts (tons/year)										
				Alt. 1	Alt. 2	Alt. 3	Alt. 4	Alt. 6A	Alt. 5	Alt. 6 <u>b/</u>	Alt. 7	Alt. 6B	Alt. 8	
				No Action	Engine Only	Class 8 Tractors	Engines & Classes 7-8 Tractors	15% below Preferred Alternative Stringency	Engines, Classes 7-8 Tractors, & Classes 2b-3	Engines, Tractors, & Classes 2b-8	Engines, Tractors, & Truck, & Trailers	20% above Preferred Alternative Stringency	Accelerated Hybrid Adoption	
Center Township (Morgan County), OH	SO _x	Maintenance	100	0.00	0.00	0.00	0.00	0.00	0.00	0.00	0.00	0.00	0.00	0.00
Central Steptoe Valley (White Pine County), NV	SO _x	Maintenance	100	0.00	0.00	0.00	0.00	0.00	0.00	0.00	0.00	0.00	0.00	0.00
Charleston, WV	Ozone	Maintenance	100	0.00	0.00	-0.19	-0.19	-0.19	-0.19	-0.19	-0.19	-0.19	-0.19	-0.19
Charleston, WV	PM _{2.5}	Nonattainment	100	0.00	0.00	-0.19	-0.19	-0.19	-0.19	-0.19	-0.19	-0.19	-0.19	-0.19
Charlotte, NC	CO	Maintenance	100	0.00	0.00	-0.24	-0.24	-0.24	-0.24	-0.24	-0.24	-0.24	-0.24	-0.24
Charlotte-Gastonia-Rock Hill, NC-SC	Ozone	Moderate	50	0.00	0.01	-0.53	-0.54	-0.54	-0.54	-0.54	-0.54	-0.54	-0.54	-0.54
Chattanooga, TN-GA-AL	PM _{2.5}	Nonattainment	100	0.00	0.00	-0.18	-0.18	-0.18	-0.18	-0.18	-0.18	-0.18	-0.18	-0.18
Chattanooga, TN-GA	Ozone	Former Subpart 1	50	0.00	0.00	-0.16	-0.17	-0.17	-0.17	-0.17	-0.17	-0.17	-0.17	-0.17
Chicago-Gary-Lake County, IL-IN	Ozone	Moderate	50	0.00	0.06	-4.67	-4.76	-4.76	-4.76	-4.76	-4.76	-4.76	-4.76	-4.76
Chicago-Gary-Lake County, IL-IN	PM _{2.5}	Nonattainment	100	0.00	0.06	-4.67	-4.76	-4.76	-4.76	-4.76	-4.76	-4.76	-4.76	-4.76
Chico, CA	CO	Maintenance	100	0.00	0.00	-0.11	-0.11	-0.11	-0.11	-0.11	-0.11	-0.11	-0.11	-0.11
Chico, CA	Ozone	Former Subpart 1	50	0.00	0.00	-0.11	-0.11	-0.11	-0.11	-0.11	-0.11	-0.11	-0.11	-0.11
Cincinnati-Hamilton, OH-KY-IN	Ozone	Former Subpart 1	50	0.00	0.02	-1.28	-1.30	-1.30	-1.30	-1.30	-1.30	-1.30	-1.30	-1.30
Cincinnati-Hamilton, OH-KY-IN	PM _{2.5}	Nonattainment	100	0.00	0.02	-1.28	-1.30	-1.30	-1.30	-1.30	-1.30	-1.30	-1.30	-1.30
Clairton & 4 Boroughs, PA	PM ₁₀	Maintenance	100	0.00	0.00	0.00	0.00	0.00	0.00	0.00	0.00	0.00	0.00	0.00
Clark County, NV	PM ₁₀	Serious	70	0.00	0.01	-0.47	-0.48	-0.48	-0.48	-0.48	-0.48	-0.48	-0.48	-0.48
Clarksville-Hopkinsville, TN-KY	Ozone	Maintenance	100	0.00	0.00	-0.08	-0.09	-0.09	-0.09	-0.09	-0.09	-0.09	-0.09	-0.09
Clearfield and Indiana Counties, PA	Ozone	Maintenance	100	0.00	0.00	-0.06	-0.06	-0.06	-0.06	-0.06	-0.06	-0.06	-0.06	-0.06
Cleveland, OH	CO	Maintenance	100	0.00	0.00	-0.32	-0.33	-0.33	-0.33	-0.33	-0.33	-0.33	-0.33	-0.33
Cleveland-Akron-Lorain, OH	Ozone	Maintenance	100	0.00	0.02	-1.65	-1.68	-1.68	-1.68	-1.68	-1.68	-1.68	-1.68	-1.68
Cleveland-Akron-Lorain, OH	PM _{2.5}	Nonattainment	100	0.00	0.02	-1.65	-1.68	-1.68	-1.68	-1.68	-1.68	-1.68	-1.68	-1.68
Coachella Valley, CA	PM ₁₀	Serious	70	0.00	0.00	-0.20	-0.20	-0.20	-0.20	-0.20	-0.20	-0.20	-0.20	-0.20
Colbert County, AL	SO _x	Maintenance	100	0.00	0.00	-0.02	-0.02	-0.02	-0.02	-0.02	-0.02	-0.02	-0.02	-0.02
Colorado Springs, CO	CO	Maintenance	100	0.00	0.00	-0.19	-0.19	-0.19	-0.19	-0.19	-0.19	-0.19	-0.19	-0.19
Columbia Falls, MT	PM ₁₀	Moderate	100	0.00	0.00	0.00	0.00	0.00	0.00	0.00	0.00	0.00	0.00	0.00
Columbia, SC	Ozone	Former Subpart 1	50	0.00	0.00	-0.21	-0.22	-0.22	-0.22	-0.22	-0.22	-0.22	-0.22	-0.22
Columbus, OH	Ozone	Maintenance	100	0.00	0.01	-1.04	-1.06	-1.06	-1.06	-1.06	-1.06	-1.06	-1.06	-1.06
Columbus, OH	PM _{2.5}	Nonattainment	100	0.00	0.01	-1.04	-1.06	-1.06	-1.06	-1.06	-1.06	-1.06	-1.06	-1.06
Conewango Township (Warren County), PA	SO _x	Maintenance	100	0.00	0.00	0.00	0.00	0.00	0.00	0.00	0.00	0.00	0.00	0.00
Coso Junction, CA	PM ₁₀	Moderate	100	0.00	0.00	0.00	0.00	0.00	0.00	0.00	0.00	0.00	0.00	0.00
Cuyahoga County, OH	PM ₁₀	Maintenance	100	0.00	0.01	-0.58	-0.59	-0.59	-0.59	-0.59	-0.59	-0.59	-0.59	-0.59
Cuyahoga County, OH	SO _x	Maintenance	100	0.00	0.01	-0.58	-0.59	-0.59	-0.59	-0.59	-0.59	-0.59	-0.59	-0.59
Dallas-Fort Worth, TX	Ozone	Moderate	50	0.00	0.03	-2.21	-2.26	-2.25	-2.25	-2.25	-2.25	-2.25	-2.25	-2.25
Dayton-Springfield, OH	Ozone	Maintenance	100	0.00	0.01	-0.53	-0.54	-0.54	-0.54	-0.54	-0.54	-0.54	-0.54	-0.54
Dayton-Springfield, OH	PM _{2.5}	Nonattainment	100	0.00	0.01	-0.53	-0.54	-0.54	-0.54	-0.54	-0.54	-0.54	-0.54	-0.54
Denver Metro, CO	PM ₁₀	Maintenance	100	0.00	0.01	-0.95	-0.97	-0.97	-0.97	-0.97	-0.97	-0.97	-0.97	-0.97
Denver-Boulder, CO	CO	Maintenance	100	0.00	0.01	-0.91	-0.93	-0.93	-0.93	-0.93	-0.93	-0.93	-0.93	-0.93
Denver-Boulder-Greeley-Fort Collins-Loveland, CO	Ozone	Former Subpart 1	50	0.00	0.02	-1.15	-1.17	-1.17	-1.17	-1.17	-1.17	-1.17	-1.17	-1.17
Detroit, MI	CO	Maintenance	100	0.00	0.01	-0.54	-0.55	-0.55	-0.55	-0.55	-0.55	-0.55	-0.55	-0.55
Detroit-Ann Arbor, MI	Ozone	Maintenance	100	0.00	0.04	-3.02	-3.08	-3.07	-3.07	-3.07	-3.07	-3.07	-3.07	-3.07
Detroit-Ann Arbor, MI	PM _{2.5}	Nonattainment	100	0.00	0.04	-3.02	-3.08	-3.07	-3.07	-3.07	-3.07	-3.07	-3.07	-3.07
Door County, WI	Ozone	Former Subpart 1	50	0.00	0.00	-0.01	-0.01	-0.01	-0.01	-0.01	-0.01	-0.01	-0.01	-0.01
Douglas (Cochise County), AZ	PM ₁₀	Moderate	100	0.00	0.00	-0.02	-0.02	-0.02	-0.02	-0.02	-0.02	-0.02	-0.02	-0.02

Table D2-4 Emission Changes <u>a/</u> (for Cumulative Impacts) by Nonattainment Area with Alternative Standards for HD Vehicles Acrolein 2018														
Nonattainment Area	Pollutant	Status <u>c/</u>	General Conformity Threshold <u>d/</u>	Emissions Changes for Cumulative Impacts (tons/year)										
				Alt. 1	Alt. 2	Alt. 3	Alt. 4	Alt. 6A	Alt. 5	Alt. 6 <u>b/</u>	Alt. 7	Alt. 6B	Alt. 8	
				No Action	Engine Only	Class 8 Tractors	Engines & Classes 7-8 Tractors	15% below Preferred Alternative Stringency	Engines, Classes 7-8 Tractors, & Classes 2b-3	Engines, Tractors, & Classes 2b-8	Engines, Tractors, & Truck, & Trailers	20% above Preferred Alternative Stringency	Accelerated Hybrid Adoption	
Douglas (Cochise County), AZ	SO _x	Maintenance	100	0.00	0.00	-0.02	-0.02	-0.02	-0.02	-0.02	-0.02	-0.02	-0.02	-0.02
Duluth, MN	CO	Maintenance	100	0.00	0.00	-0.03	-0.03	-0.03	-0.03	-0.03	-0.03	-0.03	-0.03	-0.03
Eagle River, AK	PM ₁₀	Moderate	100	0.00	0.00	0.00	0.00	0.00	0.00	0.00	0.00	0.00	0.00	0.00
East Chicago, IN	CO	Maintenance	100	0.00	0.00	-0.07	-0.07	-0.07	-0.07	-0.07	-0.07	-0.07	-0.07	-0.07
East Chicago, IN	PM ₁₀	Maintenance	100	0.00	0.00	-0.07	-0.07	-0.07	-0.07	-0.07	-0.07	-0.07	-0.07	-0.07
East Helena Area (Lewis and Clark County), MT	SO _x	Nonattainment	100	0.00	0.00	0.00	0.00	0.00	0.00	0.00	0.00	0.00	0.00	0.00
El Paso County, TX	PM ₁₀	Moderate	100	0.00	0.00	-0.16	-0.16	-0.16	-0.16	-0.16	-0.16	-0.16	-0.16	-0.16
El Paso, TX	CO	Maintenance	100	0.00	0.00	-0.01	-0.01	-0.01	-0.01	-0.01	-0.01	-0.01	-0.01	-0.01
Erie, PA	Ozone	Maintenance	100	0.00	0.00	-0.08	-0.08	-0.08	-0.08	-0.08	-0.08	-0.08	-0.08	-0.08
Essex County (Whiteface Mountain), NY	Ozone	Former Subpart 1	50	0.00	0.00	0.00	0.00	0.00	0.00	0.00	0.00	0.00	0.00	0.00
Eugene-Springfield, OR	CO	Maintenance	100	0.00	0.00	-0.15	-0.15	-0.15	-0.15	-0.15	-0.15	-0.15	-0.15	-0.15
Eugene-Springfield, OR	PM ₁₀	Moderate	100	0.00	0.00	-0.15	-0.15	-0.15	-0.15	-0.15	-0.15	-0.15	-0.15	-0.15
Evansville, IN	Ozone	Maintenance	100	0.00	0.00	-0.19	-0.20	-0.20	-0.20	-0.20	-0.20	-0.20	-0.20	-0.20
Evansville, IN	PM _{2.5}	Nonattainment	100	0.00	0.00	-0.19	-0.20	-0.20	-0.20	-0.20	-0.20	-0.20	-0.20	-0.20
Fairbanks, AK	CO	Maintenance	100	0.00	0.00	-0.01	-0.01	-0.01	-0.01	-0.01	-0.01	-0.01	-0.01	-0.01
Fayetteville, NC	Ozone	Former Subpart 1	50	0.00	0.00	-0.10	-0.10	-0.10	-0.10	-0.10	-0.10	-0.10	-0.10	-0.10
Flathead County; Whitefish and vicinity, MT	PM ₁₀	Moderate	100	0.00	0.00	0.00	0.00	0.00	0.00	0.00	0.00	0.00	0.00	0.00
Flint, MI	Ozone	Maintenance	100	0.00	0.00	-0.17	-0.18	-0.18	-0.18	-0.18	-0.18	-0.18	-0.18	-0.18
Follansbee, WV	PM ₁₀	Maintenance	100	0.00	0.00	0.00	0.00	0.00	0.00	0.00	0.00	0.00	0.00	0.00
Fort Collins, CO	CO	Maintenance	100	0.00	0.00	-0.06	-0.06	-0.06	-0.06	-0.06	-0.06	-0.06	-0.06	-0.06
Fort Hall Reservation, ID	PM ₁₀	Moderate	100	0.00	0.00	0.00	0.00	0.00	0.00	0.00	0.00	0.00	0.00	0.00
Fort Wayne, IN	Ozone	Maintenance	100	0.00	0.00	-0.12	-0.12	-0.12	-0.12	-0.12	-0.12	-0.12	-0.12	-0.12
Franklin County, PA	Ozone	Maintenance	100	0.00	0.00	-0.05	-0.05	-0.05	-0.05	-0.05	-0.05	-0.05	-0.05	-0.05
Franklin Township (Coshocton County), OH	SO _x	Maintenance	100	0.00	0.00	0.00	0.00	0.00	0.00	0.00	0.00	0.00	0.00	0.00
Frederick County, VA	Ozone	Former Subpart 1	50	0.00	0.00	-0.04	-0.04	-0.04	-0.04	-0.04	-0.04	-0.04	-0.04	-0.04
Fredericksburg, VA	Ozone	Maintenance	100	0.00	0.00	-0.13	-0.13	-0.13	-0.13	-0.13	-0.13	-0.13	-0.13	-0.13
Freehold, NJ	CO	Maintenance	100	0.00	0.00	-0.01	-0.01	-0.01	-0.01	-0.01	-0.01	-0.01	-0.01	-0.01
Fresno, CA	CO	Maintenance	100	0.00	0.00	-0.19	-0.19	-0.19	-0.19	-0.19	-0.19	-0.19	-0.19	-0.19
Grand Rapids, MI	Ozone	Maintenance	100	0.00	0.00	-0.26	-0.27	-0.27	-0.27	-0.27	-0.27	-0.27	-0.27	-0.27
Granite City, Nameoki Townships, IL	PM ₁₀	Maintenance	100	0.00	0.00	-0.01	-0.01	-0.01	-0.01	-0.01	-0.01	-0.01	-0.01	-0.01
Grant County, NM	SO _x	Maintenance	100	0.00	0.00	0.00	0.00	0.00	0.00	0.00	0.00	0.00	0.00	0.00
Grants Pass, OR	CO	Maintenance	100	0.00	0.00	-0.01	-0.01	-0.01	-0.01	-0.01	-0.01	-0.01	-0.01	-0.01
Grants Pass, OR	PM ₁₀	Maintenance	100	0.00	0.00	-0.01	-0.01	-0.01	-0.01	-0.01	-0.01	-0.01	-0.01	-0.01
Great Falls, MT	CO	Maintenance	100	0.00	0.00	-0.01	-0.01	-0.01	-0.01	-0.01	-0.01	-0.01	-0.01	-0.01
Greater Connecticut, CT	Ozone	Moderate	50	0.00	0.01	-0.55	-0.56	-0.56	-0.56	-0.56	-0.56	-0.56	-0.56	-0.56
Greeley, CO	CO	Maintenance	100	0.00	0.00	-0.04	-0.04	-0.04	-0.04	-0.04	-0.04	-0.04	-0.04	-0.04
Green Bay, WI	SO _x	Maintenance	100	0.00	0.00	-0.04	-0.04	-0.04	-0.04	-0.04	-0.04	-0.04	-0.04	-0.04
Greene County, IN	Ozone	Maintenance	100	0.00	0.00	-0.02	-0.02	-0.02	-0.02	-0.02	-0.02	-0.02	-0.02	-0.02
Greene County, PA	Ozone	Maintenance	100	0.00	0.00	-0.02	-0.02	-0.02	-0.02	-0.02	-0.02	-0.02	-0.02	-0.02
Greensboro-Winston Salem-High Point, NC	Ozone	Marginal	50	0.00	0.01	-0.80	-0.82	-0.82	-0.82	-0.82	-0.82	-0.82	-0.82	-0.82
Greensboro-Winston salem-High Point, NC	PM _{2.5}	Nonattainment	100	0.00	0.01	-0.80	-0.82	-0.82	-0.82	-0.82	-0.82	-0.82	-0.82	-0.82
Greenville-Spartanburg-Anderson, SC	Ozone	Former Subpart 1	50	0.00	0.00	-0.30	-0.31	-0.31	-0.31	-0.31	-0.31	-0.31	-0.31	-0.31
Groveland Township (Tazewell County), IL	SO _x	Maintenance	100	0.00	0.00	-0.01	-0.01	-0.01	-0.01	-0.01	-0.01	-0.01	-0.01	-0.01

Table D2-4 Emission Changes <u>a/</u> (for Cumulative Impacts) by Nonattainment Area with Alternative Standards for HD Vehicles Acrolein 2018														
Nonattainment Area	Pollutant	Status <u>c/</u>	General Conformity Threshold <u>d/</u>	Emissions Changes for Cumulative Impacts (tons/year)										
				Alt. 1	Alt. 2	Alt. 3	Alt. 4	Alt. 6A	Alt. 5	Alt. 6 <u>b/</u>	Alt. 7	Alt. 6B	Alt. 8	
				No Action	Engine Only	Class 8 Tractors	Engines & Classes 7-8 Tractors	15% below Preferred Alternative Stringency	Engines, Classes 7-8 Tractors, & Classes 2b-3	Engines, Tractors, & Classes 2b-8	Engines, Tractors, & Truckers, Trailers	20% above Preferred Alternative Stringency	Accelerated Hybrid Adoption	
Hancock-Knox-Lincoln-Waldo Counties, ME	Ozone	Maintenance	100	0.00	0.00	-0.04	-0.04	-0.04	-0.04	-0.04	-0.04	-0.04	-0.04	-0.04
Harrisburg-Lebanon-Carlisle, PA	Ozone	Maintenance	100	0.00	0.01	-0.53	-0.54	-0.54	-0.54	-0.54	-0.54	-0.54	-0.54	-0.54
Harrisburg-Lebanon-Carlisle, PA	PM _{2.5}	Nonattainment	100	0.00	0.01	-0.53	-0.54	-0.54	-0.54	-0.54	-0.54	-0.54	-0.54	-0.54
Hartford-New Britain-Middletown, CT	CO	Maintenance	100	0.00	0.00	-0.36	-0.36	-0.36	-0.36	-0.36	-0.36	-0.36	-0.36	-0.36
Hayden (Pinal County), AZ	SO _x	Nonattainment	100	0.00	0.00	0.00	0.00	0.00	0.00	0.00	0.00	0.00	0.00	0.00
Hayden/Miami, AZ	PM ₁₀	Moderate	100	0.00	0.00	-0.01	-0.01	-0.01	-0.01	-0.01	-0.01	-0.01	-0.01	-0.01
Haywood and Swain Counties (Great Smoky Mountain NP), NC	Ozone	Maintenance	100	0.00	0.00	0.00	0.00	0.00	0.00	0.00	0.00	0.00	0.00	0.00
Hazelwood, PA	SO _x	Maintenance	100	0.00	0.00	-0.01	-0.01	-0.01	-0.01	-0.01	-0.01	-0.01	-0.01	-0.01
Hickory, NC	PM _{2.5}	Nonattainment	100	0.00	0.00	-0.06	-0.06	-0.06	-0.06	-0.06	-0.06	-0.06	-0.06	-0.06
Hickory-Morgantown-Lenoir, NC	Ozone	Former Subpart 1	50	0.00	0.00	-0.10	-0.10	-0.10	-0.10	-0.10	-0.10	-0.10	-0.10	-0.10
Hollis Township, IL	SO _x	Maintenance	100	0.00	0.00	0.00	0.00	0.00	0.00	0.00	0.00	0.00	0.00	0.00
Houston-Galveston-Brazoria, TX	Ozone	Severe	25	0.00	0.02	-1.82	-1.86	-1.86	-1.86	-1.86	-1.86	-1.86	-1.86	-1.86
Humphreys County, TN	SO _x	Maintenance	100	0.00	0.00	0.00	0.00	0.00	0.00	0.00	0.00	0.00	0.00	0.00
Huntington-Ashland, WV-KY-OH	PM _{2.5}	Nonattainment	100	0.00	0.00	-0.10	-0.10	-0.10	-0.10	-0.10	-0.10	-0.10	-0.10	-0.10
Huntington-Ashland, WV-KY	Ozone	Maintenance	100	0.00	0.00	-0.06	-0.06	-0.06	-0.06	-0.06	-0.06	-0.06	-0.06	-0.06
Huron County, MI	Ozone	Maintenance	100	0.00	0.00	-0.01	-0.01	-0.01	-0.01	-0.01	-0.01	-0.01	-0.01	-0.01
Imperial County, CA	Ozone	Moderate	50	0.00	0.00	-0.07	-0.07	-0.07	-0.07	-0.07	-0.07	-0.07	-0.07	-0.07
Imperial Valley, CA	PM ₁₀	Serious	70	0.00	0.00	-0.07	-0.07	-0.07	-0.07	-0.07	-0.07	-0.07	-0.07	-0.07
Indian Wells, CA	PM ₁₀	Maintenance	100	0.00	0.00	-0.01	-0.01	-0.01	-0.01	-0.01	-0.01	-0.01	-0.01	-0.01
Indianapolis, IN	CO	Maintenance	100	0.00	0.02	-1.17	-1.19	-1.19	-1.19	-1.19	-1.19	-1.19	-1.19	-1.19
Indianapolis, IN	Ozone	Maintenance	100	0.00	0.02	-1.17	-1.19	-1.19	-1.19	-1.19	-1.19	-1.19	-1.19	-1.19
Indianapolis, IN	PM _{2.5}	Nonattainment	100	0.00	0.02	-1.17	-1.19	-1.19	-1.19	-1.19	-1.19	-1.19	-1.19	-1.19
Jackson County, IN	Ozone	Maintenance	100	0.00	0.00	-0.03	-0.03	-0.03	-0.03	-0.03	-0.03	-0.03	-0.03	-0.03
Jamestown, NY	Ozone	Former Subpart 1	50	0.00	0.00	-0.05	-0.05	-0.05	-0.05	-0.05	-0.05	-0.05	-0.05	-0.05
Jefferson County, NY	Ozone	Moderate	50	0.00	0.00	-0.04	-0.04	-0.04	-0.04	-0.04	-0.04	-0.04	-0.04	-0.04
Jefferson County, OH	PM ₁₀	Maintenance	100	0.00	0.00	0.00	0.00	0.00	0.00	0.00	0.00	0.00	0.00	0.00
Johnson City-Kingsport-Bristol, TN	Ozone	Former Subpart 1	50	0.00	0.00	-0.07	-0.07	-0.07	-0.07	-0.07	-0.07	-0.07	-0.07	-0.07
Johnstown, PA	Ozone	Maintenance	100	0.00	0.00	-0.07	-0.08	-0.08	-0.08	-0.08	-0.08	-0.08	-0.08	-0.08
Johnstown, PA	PM _{2.5}	Nonattainment	100	0.00	0.00	-0.07	-0.08	-0.08	-0.08	-0.08	-0.08	-0.08	-0.08	-0.08
Juneau, AK	PM ₁₀	Moderate	100	0.00	0.00	0.00	0.00	0.00	0.00	0.00	0.00	0.00	0.00	0.00
Kalamazoo-Battle Creek, MI	Ozone	Maintenance	100	0.00	0.00	-0.17	-0.17	-0.17	-0.17	-0.17	-0.17	-0.17	-0.17	-0.17
Kalispell, MT	PM ₁₀	Moderate	100	0.00	0.00	-0.01	-0.01	-0.01	-0.01	-0.01	-0.01	-0.01	-0.01	-0.01
Kent and Queen Annes Counties, MD	Ozone	Maintenance	100	0.00	0.00	-0.05	-0.05	-0.05	-0.05	-0.05	-0.05	-0.05	-0.05	-0.05
Kent, WA	PM ₁₀	Maintenance	100	0.00	0.00	-0.01	-0.01	-0.01	-0.01	-0.01	-0.01	-0.01	-0.01	-0.01
Kern County (Eastern Kern), CA	Ozone	Former Subpart 1	50	0.00	0.00	-0.03	-0.03	-0.03	-0.03	-0.03	-0.03	-0.03	-0.03	-0.03
Kewaunee County, WI	Ozone	Maintenance	100	0.00	0.00	-0.01	-0.01	-0.01	-0.01	-0.01	-0.01	-0.01	-0.01	-0.01
King County, WA	PM ₁₀	Maintenance	100	0.00	0.00	0.00	0.00	0.00	0.00	0.00	0.00	0.00	0.00	0.00
Klamath Falls, OR	CO	Maintenance	100	0.00	0.00	-0.03	-0.03	-0.03	-0.03	-0.03	-0.03	-0.03	-0.03	-0.03
Klamath Falls, OR	PM ₁₀	Maintenance	100	0.00	0.00	-0.03	-0.03	-0.03	-0.03	-0.03	-0.03	-0.03	-0.03	-0.03
Knoxville, TN	Ozone	Former Subpart 1	50	0.00	0.01	-0.68	-0.69	-0.69	-0.69	-0.69	-0.69	-0.69	-0.69	-0.69
Knoxville, TN	PM _{2.5}	Nonattainment	100	0.00	0.01	-0.68	-0.69	-0.69	-0.69	-0.69	-0.69	-0.69	-0.69	-0.69
La Porte County, IN	SO _x	Maintenance	100	0.00	0.00	-0.01	-0.01	-0.01	-0.01	-0.01	-0.01	-0.01	-0.01	-0.01
LaGrande, OR	PM ₁₀	Maintenance	100	0.00	0.00	0.00	-0.01	-0.01	-0.01	-0.01	-0.01	-0.01	-0.01	-0.01

Table D2-4 Emission Changes <u>a/</u> (for Cumulative Impacts) by Nonattainment Area with Alternative Standards for HD Vehicles Acrolein 2018														
Nonattainment Area	Pollutant	Status <u>c/</u>	General Conformity Threshold <u>d/</u>	Emissions Changes for Cumulative Impacts (tons/year)										
				Alt. 1	Alt. 2	Alt. 3	Alt. 4	Alt. 6A	Alt. 5	Alt. 6 <u>b/</u>	Alt. 7	Alt. 6B	Alt. 8	
				No Action	Engine Only	Class 8 Tractors	Engines & Classes 7-8 Tractors	15% below Preferred Alternative Stringency	Engines, Classes 7-8 Tractors, & Classes 2b-3	Engines, Tractors, & Classes 2b-8	Engines, Tractors, & Truck, & Trailers	20% above Preferred Alternative Stringency	Accelerated Hybrid Adoption	
Lake County, IN	SO _x	Maintenance	100	0.00	0.00	-0.10	-0.10	-0.10	-0.10	-0.10	-0.10	-0.10	-0.10	-0.10
Lake County, OH	SO _x	Maintenance	100	0.00	0.00	-0.01	-0.01	-0.01	-0.01	-0.01	-0.01	-0.01	-0.01	-0.01
Lake County, OR	PM ₁₀	Maintenance	100	0.00	0.00	0.00	0.00	0.00	0.00	0.00	0.00	0.00	0.00	0.00
Lake Tahoe North Shore, CA	CO	Maintenance	100	0.00	0.00	-0.01	-0.01	-0.01	-0.01	-0.01	-0.01	-0.01	-0.01	-0.01
Lake Tahoe South Shore, CA	CO	Maintenance	100	0.00	0.00	-0.02	-0.02	-0.02	-0.02	-0.02	-0.02	-0.02	-0.02	-0.02
Lake Tahoe, NV	CO	Maintenance	100	0.00	0.00	-0.01	-0.01	-0.01	-0.01	-0.01	-0.01	-0.01	-0.01	-0.01
Lamar, CO	PM ₁₀	Maintenance	100	0.00	0.00	0.00	0.00	0.00	0.00	0.00	0.00	0.00	0.00	0.00
Lame Deer, MT	PM ₁₀	Moderate	100	0.00	0.00	0.00	0.00	0.00	0.00	0.00	0.00	0.00	0.00	0.00
Lancaster, PA	Ozone	Maintenance	100	0.00	0.00	-0.29	-0.30	-0.30	-0.30	-0.30	-0.30	-0.30	-0.30	-0.30
Lancaster, PA	PM _{2.5}	Nonattainment	100	0.00	0.00	-0.29	-0.30	-0.30	-0.30	-0.30	-0.30	-0.30	-0.30	-0.30
Lane County, OR	PM ₁₀	Moderate	100	0.00	0.00	0.00	0.00	0.00	0.00	0.00	0.00	0.00	0.00	0.00
Lansing-East Lansing, MI	Ozone	Maintenance	100	0.00	0.00	-0.16	-0.16	-0.16	-0.16	-0.16	-0.16	-0.16	-0.16	-0.16
LaPorte, IN	Ozone	Maintenance	100	0.00	0.00	-0.03	-0.03	-0.03	-0.03	-0.03	-0.03	-0.03	-0.03	-0.03
Las Vegas, NV	CO	Serious	100	0.00	0.01	-0.95	-0.96	-0.96	-0.96	-0.96	-0.96	-0.96	-0.96	-0.96
Las Vegas, NV	Ozone	Former Subpart 1	50	0.00	0.01	-0.95	-0.96	-0.96	-0.96	-0.96	-0.96	-0.96	-0.96	-0.96
Lauderdale County, AL	SO _x	Maintenance	100	0.00	0.00	-0.03	-0.03	-0.03	-0.03	-0.03	-0.03	-0.03	-0.03	-0.03
Laurel Area (Yellowstone County), MT	SO _x	Nonattainment	100	0.00	0.00	0.00	0.00	0.00	0.00	0.00	0.00	0.00	0.00	0.00
Libby, MT	PM ₁₀	Moderate	100	0.00	0.00	0.00	0.00	0.00	0.00	0.00	0.00	0.00	0.00	0.00
Libby, MT	PM _{2.5}	Nonattainment	100	0.00	0.00	0.00	0.00	0.00	0.00	0.00	0.00	0.00	0.00	0.00
Liberty-Clairton, PA	PM _{2.5}	Nonattainment	100	0.00	0.00	0.00	0.00	0.00	0.00	0.00	0.00	0.00	0.00	0.00
Lima, OH	Ozone	Maintenance	100	0.00	0.00	-0.04	-0.04	-0.04	-0.04	-0.04	-0.04	-0.04	-0.04	-0.04
Longmont, CO	CO	Maintenance	100	0.00	0.00	-0.03	-0.03	-0.03	-0.03	-0.03	-0.03	-0.03	-0.03	-0.03
Lorain County, OH	SO _x	Maintenance	100	0.00	0.00	-0.02	-0.02	-0.02	-0.02	-0.02	-0.02	-0.02	-0.02	-0.02
Los Angeles South Coast Air Basin, CA	CO	Maintenance	100	0.00	0.33	-24.54	-24.99	-24.98	-24.98	-24.98	-24.98	-24.98	-24.98	-24.98
Los Angeles South Coast Air Basin, CA	NO _x	Maintenance	100	0.00	0.33	-24.54	-24.99	-24.98	-24.98	-24.98	-24.98	-24.98	-24.98	-24.98
Los Angeles South Coast Air Basin, CA	Ozone	Extreme	10	0.00	0.33	-24.54	-24.99	-24.98	-24.98	-24.98	-24.98	-24.98	-24.98	-24.98
Los Angeles South Coast Air Basin, CA	PM ₁₀	Serious	70	0.00	0.33	-24.54	-24.99	-24.98	-24.98	-24.98	-24.98	-24.98	-24.98	-24.98
Los Angeles South Coast Air Basin, CA	PM _{2.5}	Nonattainment	100	0.00	0.33	-24.54	-24.99	-24.98	-24.98	-24.98	-24.98	-24.98	-24.98	-24.98
Los Angeles-San Bernardino Counties (western Mohave), CA	Ozone	Moderate	50	0.00	0.00	-0.22	-0.23	-0.23	-0.23	-0.23	-0.23	-0.23	-0.23	-0.23
Louisville, KY-IN	Ozone	Maintenance	100	0.00	0.01	-0.74	-0.75	-0.75	-0.75	-0.75	-0.75	-0.75	-0.75	-0.75
Louisville, KY-IN	PM _{2.5}	Nonattainment	100	0.00	0.01	-0.74	-0.75	-0.75	-0.75	-0.75	-0.75	-0.75	-0.75	-0.75
Lowell, MA	CO	Maintenance	100	0.00	0.00	-0.04	-0.04	-0.04	-0.04	-0.04	-0.04	-0.04	-0.04	-0.04
Lucas County, OH	SO _x	Maintenance	100	0.00	0.00	-0.10	-0.10	-0.10	-0.10	-0.10	-0.10	-0.10	-0.10	-0.10
Lyons Township, IL	PM ₁₀	Maintenance	100	0.00	0.00	-0.02	-0.02	-0.02	-0.02	-0.02	-0.02	-0.02	-0.02	-0.02
Macon, GA	Ozone	Maintenance	100	0.00	0.00	-0.14	-0.14	-0.14	-0.14	-0.14	-0.14	-0.14	-0.14	-0.14
Macon, GA	PM _{2.5}	Nonattainment	100	0.00	0.00	-0.14	-0.14	-0.14	-0.14	-0.14	-0.14	-0.14	-0.14	-0.14
Madison and Page Counties (Shenandoah NP), VA	Ozone	Maintenance	100	0.00	0.00	0.00	0.00	0.00	0.00	0.00	0.00	0.00	0.00	0.00
Madison, WI	SO _x	Maintenance	100	0.00	0.00	-0.08	-0.08	-0.08	-0.08	-0.08	-0.08	-0.08	-0.08	-0.08
Mammoth Lake, CA	PM ₁₀	Moderate	100	0.00	0.00	0.00	0.00	0.00	0.00	0.00	0.00	0.00	0.00	0.00
Manchester, NH	CO	Maintenance	100	0.00	0.00	-0.03	-0.03	-0.03	-0.03	-0.03	-0.03	-0.03	-0.03	-0.03
Manitowoc County, WI	Ozone	Former Subpart 1	50	0.00	0.00	-0.03	-0.03	-0.03	-0.03	-0.03	-0.03	-0.03	-0.03	-0.03
Marion County, IN	SO _x	Maintenance	100	0.00	0.00	-0.11	-0.11	-0.11	-0.11	-0.11	-0.11	-0.11	-0.11	-0.11
Mariposa and Tuolumne Counties (Southern Mountain), CA	Ozone	Former Subpart 1	50	0.00	0.00	-0.03	-0.04	-0.04	-0.04	-0.04	-0.04	-0.04	-0.04	-0.04

Table D2-4 Emission Changes <u>a/</u> (for Cumulative Impacts) by Nonattainment Area with Alternative Standards for HD Vehicles Acrolein 2018													
Nonattainment Area	Pollutant	Status <u>c/</u>	General Conformity Threshold <u>d/</u>	Emissions Changes for Cumulative Impacts (tons/year)									
				Alt. 1	Alt. 2	Alt. 3	Alt. 4	Alt. 6A	Alt. 5	Alt. 6 <u>b/</u>	Alt. 7	Alt. 6B	Alt. 8
				No Action	Engine Only	Class 8 Tractors	Engines & Classes 7-8 Tractors	15% below Preferred Alternative Stringency	Engines, Classes 7-8 Tractors, & Classes 2b-3	Engines, Tractors, & Classes 2b-8	Engines, Tractors, & Truck, & Trailers	20% above Preferred Alternative Stringency	Accelerated Hybrid Adoption
Martinsburg, WV-Hagerstown, MD	PM _{2.5}	Nonattainment	100	0.00	0.00	-0.10	-0.11	-0.11	-0.11	-0.11	-0.11	-0.11	-0.11
Mason County, MI	Ozone	Maintenance	100	0.00	0.00	-0.01	-0.01	-0.01	-0.01	-0.01	-0.01	-0.01	-0.01
Medford, OR	CO	Maintenance	100	0.00	0.00	-0.02	-0.02	-0.02	-0.02	-0.02	-0.02	-0.02	-0.02
Medford-Ashland, OR	PM ₁₀	Maintenance	100	0.00	0.00	-0.06	-0.06	-0.06	-0.06	-0.06	-0.06	-0.06	-0.06
Memphis, TN-AR	Ozone	Maintenance	100	0.00	0.00	-0.34	-0.34	-0.34	-0.34	-0.34	-0.34	-0.34	-0.34
Memphis, TN	CO	Maintenance	100	0.00	0.00	-0.31	-0.31	-0.31	-0.31	-0.31	-0.31	-0.31	-0.31
Miami (Gila County), AZ	SO _x	Maintenance	100	0.00	0.00	-0.01	-0.01	-0.01	-0.01	-0.01	-0.01	-0.01	-0.01
Millinocket AQCR 109, ME	SO _x	Maintenance	100	0.00	0.00	0.00	0.00	0.00	0.00	0.00	0.00	0.00	0.00
Milwaukee, WI	SO _x	Maintenance	100	0.00	0.00	-0.18	-0.18	-0.18	-0.18	-0.18	-0.18	-0.18	-0.18
Milwaukee-Racine, WI	Ozone	Moderate	50	0.00	0.01	-0.58	-0.59	-0.59	-0.59	-0.59	-0.59	-0.59	-0.59
Minneapolis-St Paul, MN	CO	Maintenance	100	0.00	0.02	-1.85	-1.88	-1.88	-1.88	-1.88	-1.88	-1.88	-1.88
Minneapolis-St Paul, MN	SO _x	Maintenance	100	0.00	0.02	-1.85	-1.88	-1.88	-1.88	-1.88	-1.88	-1.88	-1.88
Missoula, MT	CO	Maintenance	100	0.00	0.00	-0.04	-0.04	-0.04	-0.04	-0.04	-0.04	-0.04	-0.04
Missoula, MT	PM ₁₀	Moderate	100	0.00	0.00	-0.04	-0.04	-0.04	-0.04	-0.04	-0.04	-0.04	-0.04
Modesto, CA	CO	Maintenance	100	0.00	0.00	-0.10	-0.10	-0.10	-0.10	-0.10	-0.10	-0.10	-0.10
Mohave County, AZ	PM ₁₀	Maintenance	100	0.00	0.00	-0.03	-0.03	-0.03	-0.03	-0.03	-0.03	-0.03	-0.03
Mono Basin, CA	PM ₁₀	Moderate	100	0.00	0.00	0.00	0.00	0.00	0.00	0.00	0.00	0.00	0.00
Morenci (Greenlee County), AZ	SO _x	Maintenance	100	0.00	0.00	0.00	0.00	0.00	0.00	0.00	0.00	0.00	0.00
Morristown, NJ	CO	Maintenance	100	0.00	0.00	-0.01	-0.01	-0.01	-0.01	-0.01	-0.01	-0.01	-0.01
Muhlenberg County, KY	SO _x	Maintenance	100	0.00	0.00	-0.01	-0.01	-0.01	-0.01	-0.01	-0.01	-0.01	-0.01
Muncie, IN	Ozone	Maintenance	100	0.00	0.00	-0.04	-0.04	-0.04	-0.04	-0.04	-0.04	-0.04	-0.04
Murray County (Chattahoochee NF), GA	Ozone	Maintenance	100	0.00	0.00	0.00	0.00	0.00	0.00	0.00	0.00	0.00	0.00
Muscatine County, IA	SO _x	Maintenance	100	0.00	0.00	0.00	-0.01	-0.01	-0.01	-0.01	-0.01	-0.01	-0.01
Muskegon, MI	Ozone	Maintenance	100	0.00	0.00	-0.04	-0.04	-0.04	-0.04	-0.04	-0.04	-0.04	-0.04
Nashua, NH	CO	Maintenance	100	0.00	0.00	-0.02	-0.02	-0.02	-0.02	-0.02	-0.02	-0.02	-0.02
Nashville, TN	Ozone	Former Subpart 1	50	0.00	0.01	-0.53	-0.54	-0.54	-0.54	-0.54	-0.54	-0.54	-0.54
Nevada County (western part), CA	Ozone	Former Subpart 1	50	0.00	0.00	-0.04	-0.04	-0.04	-0.04	-0.04	-0.04	-0.04	-0.04
New Haven County, CT	PM ₁₀	Maintenance	100	0.00	0.00	-0.04	-0.04	-0.04	-0.04	-0.04	-0.04	-0.04	-0.04
New Haven-Meriden-Waterbury, CT	CO	Maintenance	100	0.00	0.00	-0.26	-0.27	-0.27	-0.27	-0.27	-0.27	-0.27	-0.27
New Manchester-Grant Magisterial District (Hancock County), WV	SO _x	Maintenance	100	0.00	0.00	0.00	0.00	0.00	0.00	0.00	0.00	0.00	0.00
New York County, NY	PM ₁₀	Moderate	100	0.00	0.00	-0.15	-0.16	-0.16	-0.16	-0.16	-0.16	-0.16	-0.16
New York-N. New Jersey-Long Island, NY-NJ-CT	CO	Maintenance	100	0.00	0.10	-7.49	-7.63	-7.63	-7.63	-7.63	-7.63	-7.63	-7.63
New York-N. New Jersey-Long Island, NY-NJ-CT	PM _{2.5}	Nonattainment	100	0.00	0.10	-7.49	-7.63	-7.63	-7.63	-7.63	-7.63	-7.63	-7.63
New York-northern New Jersey-Long Island, NY-NJ-CT	Ozone	Moderate	50	0.00	0.07	-4.85	-4.94	-4.94	-4.94	-4.94	-4.94	-4.94	-4.94
Nogales, AZ	PM ₁₀	Moderate	100	0.00	0.00	-0.01	-0.01	-0.01	-0.01	-0.01	-0.01	-0.01	-0.01
Norfolk-Virginia Beach-Newport News, VA	Ozone	Maintenance	100	0.00	0.01	-0.52	-0.53	-0.53	-0.53	-0.53	-0.53	-0.53	-0.53
Ogden, UT	CO	Maintenance	100	0.00	0.00	-0.05	-0.05	-0.05	-0.05	-0.05	-0.05	-0.05	-0.05
Ogden, UT	PM ₁₀	Moderate	100	0.00	0.00	-0.05	-0.05	-0.05	-0.05	-0.05	-0.05	-0.05	-0.05
Oglesby, IL	PM ₁₀	Maintenance	100	0.00	0.00	0.00	0.00	0.00	0.00	0.00	0.00	0.00	0.00
Olmsted County, MN	PM ₁₀	Maintenance	100	0.00	0.00	-0.01	-0.01	-0.01	-0.01	-0.01	-0.01	-0.01	-0.01
Olympia, Tumwater, Lacey, WA	PM ₁₀	Maintenance	100	0.00	0.00	-0.03	-0.03	-0.03	-0.03	-0.03	-0.03	-0.03	-0.03
Owens Valley, CA	PM ₁₀	Serious	70	0.00	0.00	0.00	0.00	0.00	0.00	0.00	0.00	0.00	0.00
Pagosa Springs, CO	PM ₁₀	Maintenance	100	0.00	0.00	0.00	0.00	0.00	0.00	0.00	0.00	0.00	0.00

Table D2-4 Emission Changes <u>a/</u> (for Cumulative Impacts) by Nonattainment Area with Alternative Standards for HD Vehicles Acrolein 2018														
Nonattainment Area	Pollutant	Status <u>c/</u>	General Conformity Threshold <u>d/</u>	Emissions Changes for Cumulative Impacts (tons/year)										
				Alt. 1	Alt. 2	Alt. 3	Alt. 4	Alt. 6A	Alt. 5	Alt. 6 <u>b/</u>	Alt. 7	Alt. 6B	Alt. 8	
				No Action	Engine Only	Class 8 Tractors	Engines & Classes 7-8 Tractors	15% below Preferred Alternative Stringency	Engines, Classes 7-8 Tractors, & Classes 2b-3	Engines, Tractors, & Classes 2b-8	Engines, Tractors, & Truck, & Trailers	20% above Preferred Alternative Stringency	Accelerated Hybrid Adoption	
Parkersburg-Marietta, WV-OH	Ozone	Maintenance	100	0.00	0.00	-0.10	-0.10	-0.10	-0.10	-0.10	-0.10	-0.10	-0.10	-0.10
Parkersburg-Marietta, WV-OH	PM _{2.5}	Nonattainment	100	0.00	0.00	-0.10	-0.10	-0.10	-0.10	-0.10	-0.10	-0.10	-0.10	-0.10
Payson, AZ	PM ₁₀	Maintenance	100	0.00	0.00	-0.01	-0.01	-0.01	-0.01	-0.01	-0.01	-0.01	-0.01	-0.01
Penns Grove, NJ	CO	Maintenance	100	0.00	0.00	0.00	0.00	0.00	0.00	0.00	0.00	0.00	0.00	0.00
Peoria, IL	SO _x	Maintenance	100	0.00	0.00	-0.03	-0.03	-0.03	-0.03	-0.03	-0.03	-0.03	-0.03	-0.03
Perth Amboy, NJ	CO	Maintenance	100	0.00	0.00	-0.02	-0.02	-0.02	-0.02	-0.02	-0.02	-0.02	-0.02	-0.02
Philadelphia-Camden County, PA-NJ	CO	Maintenance	100	0.00	0.00	-0.13	-0.14	-0.14	-0.14	-0.14	-0.14	-0.14	-0.14	-0.14
Philadelphia-Wilmington, PA-NY-DE	PM _{2.5}	Nonattainment	100	0.00	0.02	-1.47	-1.50	-1.50	-1.50	-1.50	-1.50	-1.50	-1.50	-1.50
Philadelphia-Wilmington-Atlantic City, PA-NY-MD-DE	Ozone	Moderate	50	0.00	0.03	-2.16	-2.20	-2.19	-2.19	-2.19	-2.19	-2.19	-2.19	-2.19
Phoenix, AZ	CO	Maintenance	100	0.00	0.04	-2.87	-2.92	-2.92	-2.92	-2.92	-2.92	-2.92	-2.92	-2.92
Phoenix, AZ	PM ₁₀	Serious	70	0.00	0.04	-2.87	-2.92	-2.92	-2.92	-2.92	-2.92	-2.92	-2.92	-2.92
Phoenix-Mesa, AZ	Ozone	Former Subpart 1	50	0.00	0.02	-1.46	-1.49	-1.49	-1.49	-1.49	-1.49	-1.49	-1.49	-1.49
Pierce County, WA	PM ₁₀	Maintenance	100	0.00	0.00	0.00	0.00	0.00	0.00	0.00	0.00	0.00	0.00	0.00
Pinehurst, ID	PM ₁₀	Moderate	100	0.00	0.00	0.00	0.00	0.00	0.00	0.00	0.00	0.00	0.00	0.00
Pittsburgh, PA	CO	Maintenance	100	0.00	0.00	-0.01	-0.01	-0.01	-0.01	-0.01	-0.01	-0.01	-0.01	-0.01
Pittsburgh-Beaver Valley, PA	Ozone	Former Subpart 1	50	0.00	0.02	-1.28	-1.31	-1.30	-1.30	-1.30	-1.30	-1.30	-1.30	-1.30
Pittsburgh-Beaver Valley, PA	PM _{2.5}	Nonattainment	100	0.00	0.02	-1.28	-1.31	-1.30	-1.30	-1.30	-1.30	-1.30	-1.30	-1.30
Polk County, TN	SO _x	Maintenance	100	0.00	0.00	-0.01	-0.01	-0.01	-0.01	-0.01	-0.01	-0.01	-0.01	-0.01
Polson, MT	PM ₁₀	Moderate	100	0.00	0.00	0.00	0.00	0.00	0.00	0.00	0.00	0.00	0.00	0.00
Portland, ME	Ozone	Maintenance	100	0.00	0.00	-0.18	-0.19	-0.19	-0.19	-0.19	-0.19	-0.19	-0.19	-0.19
Portland, OR	CO	Maintenance	100	0.00	0.01	-0.38	-0.39	-0.39	-0.39	-0.39	-0.39	-0.39	-0.39	-0.39
Portneuf Valley, ID	PM ₁₀	Maintenance	100	0.00	0.00	-0.01	-0.01	-0.01	-0.01	-0.01	-0.01	-0.01	-0.01	-0.01
Poughkeepsie, NY	Ozone	Moderate	50	0.00	0.01	-0.43	-0.44	-0.44	-0.44	-0.44	-0.44	-0.44	-0.44	-0.44
Presque Isle, ME	PM ₁₀	Maintenance	100	0.00	0.00	0.00	0.00	0.00	0.00	0.00	0.00	0.00	0.00	0.00
Providence (entire State), RI	Ozone	Moderate	50	0.00	0.00	-0.32	-0.33	-0.33	-0.33	-0.33	-0.33	-0.33	-0.33	-0.33
Provo, UT	CO	Maintenance	100	0.00	0.00	-0.05	-0.05	-0.05	-0.05	-0.05	-0.05	-0.05	-0.05	-0.05
Raleigh-Durham, NC	CO	Maintenance	100	0.00	0.01	-0.42	-0.42	-0.42	-0.42	-0.42	-0.42	-0.42	-0.42	-0.42
Raleigh-Durham-Chapel Hill, NC	Ozone	Maintenance	100	0.00	0.01	-0.57	-0.58	-0.58	-0.58	-0.58	-0.58	-0.58	-0.58	-0.58
Ramsey County, MN	PM ₁₀	Maintenance	100	0.00	0.00	0.00	0.00	0.00	0.00	0.00	0.00	0.00	0.00	0.00
Reading, PA	Ozone	Maintenance	100	0.00	0.00	-0.22	-0.22	-0.22	-0.22	-0.22	-0.22	-0.22	-0.22	-0.22
Reading, PA	PM _{2.5}	Nonattainment	100	0.00	0.00	-0.22	-0.22	-0.22	-0.22	-0.22	-0.22	-0.22	-0.22	-0.22
Reno, NV	CO	Maintenance	100	0.00	0.00	-0.08	-0.08	-0.08	-0.08	-0.08	-0.08	-0.08	-0.08	-0.08
Rhineland (Oneida County), WI	SO _x	Maintenance	100	0.00	0.00	0.00	0.00	0.00	0.00	0.00	0.00	0.00	0.00	0.00
Richmond-Petersburg, VA	Ozone	Maintenance	100	0.00	0.01	-0.40	-0.41	-0.41	-0.41	-0.41	-0.41	-0.41	-0.41	-0.41
Rillito, AZ	PM ₁₀	Moderate	100	0.00	0.00	-0.01	-0.02	-0.02	-0.02	-0.02	-0.02	-0.02	-0.02	-0.02
Riverside County (Coachella Valley), CA	Ozone	Severe	25	0.00	0.00	-0.20	-0.20	-0.20	-0.20	-0.20	-0.20	-0.20	-0.20	-0.20
Roanoke, VA	Ozone	Former Subpart 1	50	0.00	0.00	-0.09	-0.09	-0.09	-0.09	-0.09	-0.09	-0.09	-0.09	-0.09
Rochester (Olmsted County), MN	SO _x	Maintenance	100	0.00	0.00	-0.03	-0.03	-0.03	-0.03	-0.03	-0.03	-0.03	-0.03	-0.03
Rochester, NY	Ozone	Former Subpart 1	50	0.00	0.01	-0.44	-0.45	-0.45	-0.45	-0.45	-0.45	-0.45	-0.45	-0.45
Rocky Mount, NC	Ozone	Maintenance	100	0.00	0.00	-0.06	-0.06	-0.06	-0.06	-0.06	-0.06	-0.06	-0.06	-0.06
Rome, GA	PM _{2.5}	Nonattainment	100	0.00	0.00	-0.04	-0.04	-0.04	-0.04	-0.04	-0.04	-0.04	-0.04	-0.04
Ronan, MT	PM ₁₀	Moderate	100	0.00	0.00	0.00	0.00	0.00	0.00	0.00	0.00	0.00	0.00	0.00
Rothschild, Rib Mountain, Weston (Marathon County), WI	SO _x	Maintenance	100	0.00	0.00	0.00	0.00	0.00	0.00	0.00	0.00	0.00	0.00	0.00

Table D2-4 Emission Changes <u>a/</u> (for Cumulative Impacts) by Nonattainment Area with Alternative Standards for HD Vehicles Acrolein 2018														
Nonattainment Area	Pollutant	Status <u>c/</u>	General Conformity Threshold <u>d/</u>	Emissions Changes for Cumulative Impacts (tons/year)										
				Alt. 1	Alt. 2	Alt. 3	Alt. 4	Alt. 6A	Alt. 5	Alt. 6 <u>b/</u>	Alt. 7	Alt. 6B	Alt. 8	
				No Action	Engine Only	Class 8 Tractors	Engines & Classes 7-8 Tractors	15% below Preferred Alternative Stringency	Engines, Classes 7-8 Tractors, & Classes 2b-3	Engines, Tractors, & Classes 2b-8	Engines, Tractors, & Truck, & Trailers	20% above Preferred Alternative Stringency	Accelerated Hybrid Adoption	
Sacramento County, CA	PM ₁₀	Moderate	100	0.00	0.01	-0.46	-0.47	-0.47	-0.47	-0.47	-0.47	-0.47	-0.47	-0.47
Sacramento Metro, CA	Ozone	Severe	25	0.00	0.01	-0.82	-0.84	-0.84	-0.84	-0.84	-0.84	-0.84	-0.84	-0.84
Sacramento, CA	CO	Maintenance	100	0.00	0.01	-0.51	-0.52	-0.52	-0.52	-0.52	-0.52	-0.52	-0.52	-0.52
Salem, OR	CO	Maintenance	100	0.00	0.00	-0.04	-0.04	-0.04	-0.04	-0.04	-0.04	-0.04	-0.04	-0.04
Salt Lake City, UT	CO	Maintenance	100	0.00	0.00	-0.07	-0.07	-0.07	-0.07	-0.07	-0.07	-0.07	-0.07	-0.07
Salt Lake County, UT	PM ₁₀	Moderate	100	0.00	0.01	-0.67	-0.68	-0.68	-0.68	-0.68	-0.68	-0.68	-0.68	-0.68
Salt Lake County, UT	SO _x	Nonattainment	100	0.00	0.01	-0.67	-0.68	-0.68	-0.68	-0.68	-0.68	-0.68	-0.68	-0.68
San Antonio, TX	Ozone	Former Subpart 1	50	0.00	0.01	-0.60	-0.61	-0.61	-0.61	-0.61	-0.61	-0.61	-0.61	-0.61
San Bernardino County, CA	PM ₁₀	Moderate	100	0.00	0.00	-0.14	-0.14	-0.14	-0.14	-0.14	-0.14	-0.14	-0.14	-0.14
San Diego, CA	CO	Maintenance	100	0.00	0.04	-2.60	-2.65	-2.65	-2.65	-2.65	-2.65	-2.65	-2.65	-2.65
San Diego, CA	Ozone	Former Subpart 1	50	0.00	0.04	-2.60	-2.65	-2.65	-2.65	-2.65	-2.65	-2.65	-2.65	-2.65
San Francisco Bay Area, CA	Ozone	Marginal	50	0.00	0.03	-2.04	-2.08	-2.08	-2.08	-2.08	-2.08	-2.08	-2.08	-2.08
San Francisco-Oakland-San Jose, CA	CO	Maintenance	100	0.00	0.03	-2.32	-2.36	-2.36	-2.36	-2.36	-2.36	-2.36	-2.36	-2.36
San Joaquin Valley, CA	Ozone	Extreme	10	0.00	0.06	-4.25	-4.32	-4.32	-4.32	-4.32	-4.32	-4.32	-4.32	-4.32
San Joaquin Valley, CA	PM ₁₀	Maintenance	100	0.00	0.06	-4.25	-4.32	-4.32	-4.32	-4.32	-4.32	-4.32	-4.32	-4.32
San Joaquin Valley, CA	PM _{2.5}	Nonattainment	100	0.00	0.06	-4.25	-4.32	-4.32	-4.32	-4.32	-4.32	-4.32	-4.32	-4.32
San Manuel (Pinal County), AZ	SO _x	Maintenance	100	0.00	0.00	-0.01	-0.01	-0.01	-0.01	-0.01	-0.01	-0.01	-0.01	-0.01
Sanders County (part);Thompson Falls and vicinity, MT	PM ₁₀	Moderate	100	0.00	0.00	0.00	0.00	0.00	0.00	0.00	0.00	0.00	0.00	0.00
Scranton-Wilkes Barre, PA	Ozone	Maintenance	100	0.00	0.00	-0.22	-0.23	-0.23	-0.23	-0.23	-0.23	-0.23	-0.23	-0.23
Seattle-Tacoma, WA	CO	Maintenance	100	0.00	0.01	-0.96	-0.98	-0.98	-0.98	-0.98	-0.98	-0.98	-0.98	-0.98
Sheboygan, WI	Ozone	Moderate	50	0.00	0.00	-0.04	-0.04	-0.04	-0.04	-0.04	-0.04	-0.04	-0.04	-0.04
Sheridan, WY	PM ₁₀	Moderate	100	0.00	0.00	-0.01	-0.01	-0.01	-0.01	-0.01	-0.01	-0.01	-0.01	-0.01
Shoshone County, ID	PM ₁₀	Moderate	100	0.00	0.00	0.00	0.00	0.00	0.00	0.00	0.00	0.00	0.00	0.00
Somerville, NJ	CO	Maintenance	100	0.00	0.00	-0.01	-0.01	-0.01	-0.01	-0.01	-0.01	-0.01	-0.01	-0.01
South Bend-Elkhart, IN	Ozone	Maintenance	100	0.00	0.00	-0.15	-0.15	-0.15	-0.15	-0.15	-0.15	-0.15	-0.15	-0.15
Southeast Chicago, IL	PM ₁₀	Maintenance	100	0.00	0.00	-0.06	-0.06	-0.06	-0.06	-0.06	-0.06	-0.06	-0.06	-0.06
Spokane County, WA	PM ₁₀	Maintenance	100	0.00	0.00	-0.10	-0.10	-0.10	-0.10	-0.10	-0.10	-0.10	-0.10	-0.10
Spokane, WA	CO	Maintenance	100	0.00	0.00	-0.10	-0.10	-0.10	-0.10	-0.10	-0.10	-0.10	-0.10	-0.10
Springfield (western MA), MA	Ozone	Moderate	50	0.00	0.00	-0.29	-0.30	-0.30	-0.30	-0.30	-0.30	-0.30	-0.30	-0.30
Springfield, MA	CO	Maintenance	100	0.00	0.00	-0.05	-0.05	-0.05	-0.05	-0.05	-0.05	-0.05	-0.05	-0.05
St Louis, MO	CO	Maintenance	100	0.00	0.00	-0.32	-0.32	-0.32	-0.32	-0.32	-0.32	-0.32	-0.32	-0.32
St Louis, MO-IL	Ozone	Moderate	50	0.00	0.01	-0.99	-1.01	-1.01	-1.01	-1.01	-1.01	-1.01	-1.01	-1.01
St. Louis, MO-IL	PM _{2.5}	Nonattainment	100	0.00	0.01	-0.98	-1.00	-1.00	-1.00	-1.00	-1.00	-1.00	-1.00	-1.00
State College, PA	Ozone	Maintenance	100	0.00	0.00	-0.05	-0.06	-0.06	-0.06	-0.06	-0.06	-0.06	-0.06	-0.06
Steamboat Springs, CO	PM ₁₀	Maintenance	100	0.00	0.00	-0.01	-0.01	-0.01	-0.01	-0.01	-0.01	-0.01	-0.01	-0.01
Steubenville & Mingo Junction, OH	SO _x	Maintenance	100	0.00	0.00	-0.01	-0.01	-0.01	-0.01	-0.01	-0.01	-0.01	-0.01	-0.01
Steubenville-Weirton, OH-WV	Ozone	Maintenance	100	0.00	0.00	-0.07	-0.07	-0.07	-0.07	-0.07	-0.07	-0.07	-0.07	-0.07
Steubenville-Weirton, OH-WV	PM _{2.5}	Nonattainment	100	0.00	0.00	-0.07	-0.07	-0.07	-0.07	-0.07	-0.07	-0.07	-0.07	-0.07
Stockton, CA	CO	Maintenance	100	0.00	0.00	-0.14	-0.15	-0.15	-0.15	-0.15	-0.15	-0.15	-0.15	-0.15
Sutter County (Sutter Buttes), CA	Ozone	Former Subpart 1	50	0.00	0.00	0.00	0.00	0.00	0.00	0.00	0.00	0.00	0.00	0.00
Syracuse, NY	CO	Maintenance	100	0.00	0.00	-0.17	-0.17	-0.17	-0.17	-0.17	-0.17	-0.17	-0.17	-0.17
Telluride, CO	PM ₁₀	Maintenance	100	0.00	0.00	0.00	0.00	0.00	0.00	0.00	0.00	0.00	0.00	0.00
Terre Haute, IN	Ozone	Maintenance	100	0.00	0.00	-0.05	-0.05	-0.05	-0.05	-0.05	-0.05	-0.05	-0.05	-0.05

Table D2-4 Emission Changes ^{a/} (for Cumulative Impacts) by Nonattainment Area with Alternative Standards for HD Vehicles Acrolein 2018														
Nonattainment Area	Pollutant	Status ^{c/}	General Conformity Threshold ^{d/}	Emissions Changes for Cumulative Impacts (tons/year)										
				Alt. 1	Alt. 2	Alt. 3	Alt. 4	Alt. 6A	Alt. 5	Alt. 6 ^{b/}	Alt. 7	Alt. 6B	Alt. 8	
				No Action	Engine Only	Class 8 Tractors	Engines & Classes 7-8 Tractors	15% below Preferred Alternative Stringency	Engines, Classes 7-8 Tractors, & Classes 2b-3	Engines, Tractors, & Classes 2b-8	Engines, Tractors, & Truck, & Trailers	20% above Preferred Alternative Stringency	Accelerated Hybrid Adoption	
Tioga County, PA	Ozone	Maintenance	100	0.00	0.00	-0.02	-0.02	-0.02	-0.02	-0.02	-0.02	-0.02	-0.02	-0.02
Toledo, OH	Ozone	Maintenance	100	0.00	0.00	-0.18	-0.19	-0.19	-0.19	-0.19	-0.19	-0.19	-0.19	-0.19
Toms River, NJ	CO	Maintenance	100	0.00	0.00	-0.03	-0.03	-0.03	-0.03	-0.03	-0.03	-0.03	-0.03	-0.03
Tooele County, UT	SO _x	Nonattainment	100	0.00	0.00	-0.03	-0.03	-0.03	-0.03	-0.03	-0.03	-0.03	-0.03	-0.03
Trenton, NJ	CO	Maintenance	100	0.00	0.00	-0.03	-0.03	-0.03	-0.03	-0.03	-0.03	-0.03	-0.03	-0.03
Trona, CA	PM ₁₀	Moderate	100	0.00	0.00	0.00	0.00	0.00	0.00	0.00	0.00	0.00	0.00	0.00
Tucson, AZ	CO	Maintenance	100	0.00	0.00	-0.32	-0.32	-0.32	-0.32	-0.32	-0.32	-0.32	-0.32	-0.32
Utah County, UT	PM ₁₀	Moderate	100	0.00	0.00	-0.15	-0.16	-0.16	-0.16	-0.16	-0.16	-0.16	-0.16	-0.16
Vancouver, WA	CO	Maintenance	100	0.00	0.00	-0.10	-0.10	-0.10	-0.10	-0.10	-0.10	-0.10	-0.10	-0.10
Ventura County, CA	Ozone	Serious	50	0.00	0.00	-0.26	-0.27	-0.27	-0.27	-0.27	-0.27	-0.27	-0.27	-0.27
Vermillion County, IN	PM ₁₀	Maintenance	100	0.00	0.00	0.00	0.00	0.00	0.00	0.00	0.00	0.00	0.00	0.00
Vigo County, IN	SO _x	Maintenance	100	0.00	0.00	-0.05	-0.05	-0.05	-0.05	-0.05	-0.05	-0.05	-0.05	-0.05
Wallula, WA	PM ₁₀	Maintenance	100	0.00	0.00	0.00	0.00	0.00	0.00	0.00	0.00	0.00	0.00	0.00
Waltham, MA	CO	Maintenance	100	0.00	0.00	-0.02	-0.02	-0.02	-0.02	-0.02	-0.02	-0.02	-0.02	-0.02
Warren County, NJ	SO _x	Maintenance	100	0.00	0.00	-0.01	-0.01	-0.01	-0.01	-0.01	-0.01	-0.01	-0.01	-0.01
Warren County, PA	SO _x	Nonattainment	100	0.00	0.00	0.00	0.00	0.00	0.00	0.00	0.00	0.00	0.00	0.00
Washington County (Hagerstown), MD	Ozone	Former Subpart 1	50	0.00	0.00	-0.07	-0.07	-0.07	-0.07	-0.07	-0.07	-0.07	-0.07	-0.07
Washington, DC-MD-VA	CO	Maintenance	100	0.00	0.05	-3.94	-4.01	-4.01	-4.01	-4.01	-4.01	-4.01	-4.01	-4.01
Washington, DC-MD-VA	Ozone	Moderate	50	0.00	0.05	-3.94	-4.01	-4.01	-4.01	-4.01	-4.01	-4.01	-4.01	-4.01
Washington, DC-MD-VA	PM _{2.5}	Nonattainment	100	0.00	0.05	-3.94	-4.01	-4.01	-4.01	-4.01	-4.01	-4.01	-4.01	-4.01
Washoe County, NV	PM ₁₀	Serious	70	0.00	0.00	-0.08	-0.08	-0.08	-0.08	-0.08	-0.08	-0.08	-0.08	-0.08
Waterford Township (Washington County), OH	SO _x	Maintenance	100	0.00	0.00	0.00	0.00	0.00	0.00	0.00	0.00	0.00	0.00	0.00
Wayne County, IN	SO _x	Maintenance	100	0.00	0.00	-0.02	-0.03	-0.03	-0.03	-0.03	-0.03	-0.03	-0.03	-0.03
Wayne County, MI	PM ₁₀	Maintenance	100	0.00	0.00	-0.02	-0.02	-0.02	-0.02	-0.02	-0.02	-0.02	-0.02	-0.02
Weirton, WV	PM ₁₀	Maintenance	100	0.00	0.00	-0.01	-0.01	-0.01	-0.01	-0.01	-0.01	-0.01	-0.01	-0.01
Weirton, WV	SO _x	Maintenance	100	0.00	0.00	-0.01	-0.01	-0.01	-0.01	-0.01	-0.01	-0.01	-0.01	-0.01
Wheeling, WV-OH	Ozone	Maintenance	100	0.00	0.00	-0.10	-0.10	-0.10	-0.10	-0.10	-0.10	-0.10	-0.10	-0.10
Wheeling, WV-OH	PM _{2.5}	Nonattainment	100	0.00	0.00	-0.10	-0.10	-0.10	-0.10	-0.10	-0.10	-0.10	-0.10	-0.10
Winston-Salem, NC	CO	Maintenance	100	0.00	0.00	-0.13	-0.14	-0.14	-0.14	-0.14	-0.14	-0.14	-0.14	-0.14
Worcester, MA	CO	Maintenance	100	0.00	0.00	-0.07	-0.07	-0.07	-0.07	-0.07	-0.07	-0.07	-0.07	-0.07
Yakima County, WA	PM ₁₀	Maintenance	100	0.00	0.00	-0.03	-0.03	-0.03	-0.03	-0.03	-0.03	-0.03	-0.03	-0.03
Yakima, WA	CO	Maintenance	100	0.00	0.00	-0.01	-0.01	-0.01	-0.01	-0.01	-0.01	-0.01	-0.01	-0.01
York, PA	Ozone	Maintenance	100	0.00	0.00	-0.26	-0.26	-0.26	-0.26	-0.26	-0.26	-0.26	-0.26	-0.26
York, PA	PM _{2.5}	Nonattainment	100	0.00	0.00	-0.26	-0.26	-0.26	-0.26	-0.26	-0.26	-0.26	-0.26	-0.26
Youngstown-Warren-Sharon, OH-PA	Ozone	Maintenance	100	0.00	0.00	-0.22	-0.22	-0.22	-0.22	-0.22	-0.22	-0.22	-0.22	-0.22
Yuma, AZ	PM ₁₀	Moderate	100	0.00	0.00	-0.06	-0.06	-0.06	-0.06	-0.06	-0.06	-0.06	-0.06	-0.06

^{a/} Negative emissions changes indicate reductions; positive emissions changes are increases. Values of less than 0.005 tons/year are rounded to zero.

^{b/} Preferred Alternative

^{c/} Pollutants for which the area is designated nonattainment or maintenance as of 2010. Source: 40 CFR 81.

^{d/} Emissions thresholds in tons/year of: CO in CO maintenance and nonattainment areas; VOC or NO_x in ozone maintenance and nonattainment areas; primary PM_{2.5} in PM_{2.5} maintenance and nonattainment areas; primary PM₁₀ in PM₁₀ maintenance and nonattainment areas; and SO₂ in SO₂ maintenance and nonattainment areas. Source: 40 CFR § 93.153. These thresholds are provided for information only; a general conformity determination is not required for the proposed actions. (See section 3.3.1.)

Source: EPA (U.S. Environmental Protection Agency). 2010. The Green Book Nonattainment Areas. Washington, District of Columbia. Last Revised: June 16, 2010. U.S. Environmental Protection Agency. Available: <http://www.epa.gov/oaqps001/greenbk/>. Accessed: August 6, 2010.

Table D2-5 Emission Changes <u>a/</u> (for Cumulative Impacts) by Nonattainment Area with Alternative Standards for HD Vehicles Acrolein 2030														
Nonattainment Area	Pollutant	Status <u>c/</u>	General Conformity Threshold <u>d/</u>	Emissions Changes for Cumulative Impacts (tons/year)										
				Alt. 1	Alt. 2	Alt. 3	Alt. 4	Alt. 6A	Alt. 5	Alt. 6 <u>b/</u>	Alt. 7	Alt. 6B	Alt. 8	
				No Action	Engine Only	Class 8 Tractors	Engines & Classes 7-8 Tractors	15% below Preferred Alternative Stringency	Engines, Classes 7-8 Tractors, & Classes 2b-3	Engines, Tractors, & Classes 2b-8	Engines, Tractors, & Truckers, Trailers	20% above Preferred Alternative Stringency	Accelerated Hybrid Adoption	
Addison Township (Gallia County), OH	SO _x	Maintenance	100	0.00	0.00	0.00	0.00	0.00	0.00	0.00	0.00	0.00	0.00	0.00
Ajo (Pima County), AZ	PM ₁₀	Moderate	100	0.00	0.00	0.00	0.00	0.00	0.00	0.00	0.00	0.00	0.00	0.00
Ajo (Pima County), AZ	SO _x	Maintenance	100	0.00	0.00	0.00	0.00	0.00	0.00	0.00	0.00	0.00	0.00	0.00
Albany-Schenectady-Troy, NY	Ozone	Former Subpart 1	50	0.00	0.01	-0.53	-0.54	-0.54	-0.54	-0.54	-0.54	-0.54	-0.54	-0.54
Albuquerque, NM	CO	Maintenance	100	0.00	0.01	-0.42	-0.43	-0.43	-0.43	-0.43	-0.43	-0.43	-0.43	-0.43
Allegan County, MI	Ozone	Former Subpart 1	50	0.00	0.00	-0.17	-0.17	-0.17	-0.17	-0.17	-0.17	-0.17	-0.17	-0.17
Allentown-Bethlehem-Easton, PA	Ozone	Maintenance	100	0.00	0.01	-0.44	-0.45	-0.45	-0.45	-0.45	-0.45	-0.45	-0.45	-0.45
Altoona, PA	Ozone	Maintenance	100	0.00	0.00	-0.07	-0.07	-0.07	-0.07	-0.07	-0.07	-0.07	-0.07	-0.07
Amador and Calveras Counties (Central Mountain), CA	Ozone	Former Subpart 1	50	0.00	0.00	-0.08	-0.09	-0.09	-0.09	-0.09	-0.09	-0.09	-0.09	-0.09
Anchorage, AK	CO	Maintenance	100	0.00	0.00	-0.06	-0.06	-0.06	-0.06	-0.06	-0.06	-0.06	-0.06	-0.06
Anthony, NM	PM ₁₀	Moderate	100	0.00	0.00	-0.01	-0.01	-0.01	-0.01	-0.01	-0.01	-0.01	-0.01	-0.01
Armstrong County, PA	SO _x	Nonattainment	100	0.00	0.00	0.00	0.00	0.00	0.00	0.00	0.00	0.00	0.00	0.00
Aspen, CO	PM ₁₀	Maintenance	100	0.00	0.00	-0.01	-0.01	-0.01	-0.01	-0.01	-0.01	-0.01	-0.01	-0.01
Atlanta, GA	Ozone	Moderate	50	0.00	0.19	-10.88	-11.05	-11.05	-11.04	-11.04	-11.04	-11.04	-11.04	-11.00
Atlanta, GA	PM _{2.5}	Nonattainment	100	0.00	0.19	-10.88	-11.05	-11.05	-11.04	-11.04	-11.04	-11.04	-11.04	-11.00
Atlantic City, NJ	CO	Maintenance	100	0.00	0.00	-0.01	-0.01	-0.01	-0.01	-0.01	-0.01	-0.01	-0.01	-0.01
Bakersfield, CA	CO	Maintenance	100	0.00	0.01	-0.30	-0.30	-0.30	-0.30	-0.30	-0.30	-0.30	-0.30	-0.30
Baltimore, MD	CO	Maintenance	100	0.00	0.04	-2.24	-2.27	-2.27	-2.27	-2.27	-2.27	-2.27	-2.27	-2.26
Baltimore, MD	Ozone	Moderate	50	0.00	0.04	-2.24	-2.27	-2.27	-2.27	-2.27	-2.27	-2.27	-2.27	-2.26
Baltimore, MD	PM _{2.5}	Nonattainment	100	0.00	0.04	-2.24	-2.27	-2.27	-2.27	-2.27	-2.27	-2.27	-2.27	-2.26
Baton Rouge, LA	Ozone	Moderate	50	0.00	0.01	-0.57	-0.58	-0.58	-0.58	-0.58	-0.58	-0.58	-0.58	-0.58
Beaumont-Port Arthur, TX	Ozone	Moderate	50	0.00	0.01	-0.36	-0.36	-0.36	-0.36	-0.36	-0.36	-0.36	-0.36	-0.36
Benton County, TN	SO _x	Maintenance	100	0.00	0.00	0.00	0.00	0.00	0.00	0.00	0.00	0.00	0.00	0.00
Benton Harbor, MI	Ozone	Maintenance	100	0.00	0.00	-0.20	-0.20	-0.20	-0.20	-0.20	-0.20	-0.20	-0.20	-0.20
Benzie County, MI	Ozone	Maintenance	100	0.00	0.00	-0.03	-0.03	-0.03	-0.03	-0.03	-0.03	-0.03	-0.03	-0.03
Berkeley and Jefferson Counties, WV	Ozone	Maintenance	100	0.00	0.00	-0.17	-0.17	-0.17	-0.17	-0.17	-0.17	-0.17	-0.17	-0.17
Billings, MT	CO	Maintenance	100	0.00	0.00	-0.06	-0.06	-0.06	-0.06	-0.06	-0.06	-0.06	-0.06	-0.06
Birmingham, AL	Ozone	Maintenance	100	0.00	0.02	-1.31	-1.34	-1.33	-1.33	-1.33	-1.33	-1.33	-1.33	-1.33
Birmingham, AL	PM _{2.5}	Nonattainment	100	0.00	0.02	-1.31	-1.34	-1.33	-1.33	-1.33	-1.33	-1.33	-1.33	-1.33
Boise-Northern Ada County, ID	CO	Maintenance	100	0.00	0.01	-0.49	-0.50	-0.50	-0.50	-0.50	-0.50	-0.50	-0.50	-0.50
Boise-Northern Ada County, ID	PM ₁₀	Maintenance	100	0.00	0.01	-0.49	-0.50	-0.50	-0.50	-0.50	-0.50	-0.50	-0.50	-0.50
Bonner County (Sandpoint), ID	PM ₁₀	Moderate	100	0.00	0.00	-0.01	-0.01	-0.01	-0.01	-0.01	-0.01	-0.01	-0.01	-0.01
Boston, MA	CO	Maintenance	100	0.00	0.01	-0.48	-0.49	-0.49	-0.49	-0.49	-0.49	-0.49	-0.49	-0.48
Boston-Lawrence-Worcester (eastern MA), MA	Ozone	Moderate	50	0.00	0.06	-3.13	-3.18	-3.18	-3.18	-3.18	-3.18	-3.18	-3.18	-3.17
Boston-Manchester-Portsmouth (southeast NH), NH	Ozone	Moderate	50	0.00	0.01	-0.50	-0.50	-0.50	-0.50	-0.50	-0.50	-0.50	-0.50	-0.50
Boyd County (part), KY	SO _x	Maintenance	100	0.00	0.00	-0.01	-0.01	-0.01	-0.01	-0.01	-0.01	-0.01	-0.01	-0.01
Buffalo-Niagara Falls, NY	Ozone	Former Subpart 1	50	0.00	0.01	-0.51	-0.52	-0.52	-0.52	-0.52	-0.52	-0.52	-0.52	-0.51
Burlington, NJ	CO	Maintenance	100	0.00	0.00	-0.01	-0.01	-0.01	-0.01	-0.01	-0.01	-0.01	-0.01	-0.01
Butte, MT	PM ₁₀	Moderate	100	0.00	0.00	-0.02	-0.02	-0.02	-0.02	-0.02	-0.02	-0.02	-0.02	-0.02
Canon City, CO	PM ₁₀	Maintenance	100	0.00	0.00	-0.02	-0.02	-0.02	-0.02	-0.02	-0.02	-0.02	-0.02	-0.02
Canton-Massillon, OH	Ozone	Maintenance	100	0.00	0.01	-0.47	-0.48	-0.48	-0.48	-0.48	-0.48	-0.48	-0.48	-0.47
Canton-Massillon, OH	PM _{2.5}	Nonattainment	100	0.00	0.01	-0.47	-0.48	-0.48	-0.48	-0.48	-0.48	-0.48	-0.48	-0.47
Case County, MI	Ozone	Maintenance	100	0.00	0.00	-0.05	-0.05	-0.05	-0.05	-0.05	-0.05	-0.05	-0.05	-0.05

Table D2-5 Emission Changes <u>a/</u> (for Cumulative Impacts) by Nonattainment Area with Alternative Standards for HD Vehicles Acrolein 2030														
Nonattainment Area	Pollutant	Status <u>c/</u>	General Conformity Threshold <u>d/</u>	Emissions Changes for Cumulative Impacts (tons/year)										
				Alt. 1	Alt. 2	Alt. 3	Alt. 4	Alt. 6A	Alt. 5	Alt. 6 <u>b/</u>	Alt. 7	Alt. 6B	Alt. 8	
				No Action	Engine Only	Class 8 Tractors	Engines & Classes 7-8 Tractors	15% below Preferred Alternative Stringency	Engines, Classes 7-8 Tractors, & Classes 2b-3	Engines, Tractors, & Classes 2b-8	Engines, Tractors, & Truckers, Trailers	20% above Preferred Alternative Stringency	Accelerated Hybrid Adoption	
Center Township (Morgan County), OH	SO _x	Maintenance	100	0.00	0.00	0.00	0.00	0.00	0.00	0.00	0.00	0.00	0.00	0.00
Central Steptoe Valley (White Pine County), NV	SO _x	Maintenance	100	0.00	0.00	0.00	0.00	0.00	0.00	0.00	0.00	0.00	0.00	0.00
Charleston, WV	Ozone	Maintenance	100	0.00	0.01	-0.54	-0.55	-0.55	-0.55	-0.55	-0.55	-0.55	-0.55	-0.55
Charleston, WV	PM _{2.5}	Nonattainment	100	0.00	0.01	-0.54	-0.55	-0.55	-0.55	-0.55	-0.55	-0.55	-0.55	-0.55
Charlotte, NC	CO	Maintenance	100	0.00	0.01	-0.60	-0.61	-0.61	-0.61	-0.61	-0.61	-0.61	-0.61	-0.61
Charlotte-Gastonia-Rock Hill, NC-SC	Ozone	Moderate	50	0.00	0.02	-1.37	-1.39	-1.39	-1.39	-1.39	-1.39	-1.39	-1.39	-1.39
Chattanooga, TN-GA-AL	PM _{2.5}	Nonattainment	100	0.00	0.01	-0.47	-0.48	-0.48	-0.48	-0.48	-0.48	-0.48	-0.48	-0.47
Chattanooga, TN-GA	Ozone	Former Subpart 1	50	0.00	0.01	-0.44	-0.45	-0.45	-0.45	-0.45	-0.45	-0.45	-0.45	-0.44
Chicago-Gary-Lake County, IL-IN	Ozone	Moderate	50	0.00	0.25	-14.18	-14.41	-14.40	-14.40	-14.40	-14.40	-14.39	-14.38	-14.34
Chicago-Gary-Lake County, IL-IN	PM _{2.5}	Nonattainment	100	0.00	0.25	-14.18	-14.41	-14.40	-14.40	-14.40	-14.40	-14.39	-14.38	-14.34
Chico, CA	CO	Maintenance	100	0.00	0.00	-0.19	-0.19	-0.19	-0.19	-0.19	-0.19	-0.19	-0.19	-0.19
Chico, CA	Ozone	Former Subpart 1	50	0.00	0.00	-0.19	-0.19	-0.19	-0.19	-0.19	-0.19	-0.19	-0.19	-0.19
Cincinnati-Hamilton, OH-KY-IN	Ozone	Former Subpart 1	50	0.00	0.06	-3.36	-3.41	-3.41	-3.41	-3.41	-3.41	-3.41	-3.41	-3.40
Cincinnati-Hamilton, OH-KY-IN	PM _{2.5}	Nonattainment	100	0.00	0.06	-3.36	-3.41	-3.41	-3.41	-3.41	-3.41	-3.41	-3.41	-3.40
Clairton & 4 Boroughs, PA	PM ₁₀	Maintenance	100	0.00	0.00	-0.01	-0.01	-0.01	-0.01	-0.01	-0.01	-0.01	-0.01	-0.01
Clark County, NV	PM ₁₀	Serious	70	0.00	0.00	-0.16	-0.16	-0.16	-0.16	-0.16	-0.16	-0.16	-0.16	-0.16
Clarksville-Hopkinsville, TN-KY	Ozone	Maintenance	100	0.00	0.00	-0.28	-0.28	-0.28	-0.28	-0.28	-0.28	-0.28	-0.28	-0.28
Clearfield and Indiana Counties, PA	Ozone	Maintenance	100	0.00	0.00	-0.24	-0.25	-0.25	-0.25	-0.25	-0.25	-0.25	-0.25	-0.25
Cleveland, OH	CO	Maintenance	100	0.00	0.01	-0.70	-0.72	-0.71	-0.71	-0.71	-0.71	-0.71	-0.71	-0.71
Cleveland-Akron-Lorain, OH	Ozone	Maintenance	100	0.00	0.08	-4.44	-4.51	-4.51	-4.51	-4.51	-4.51	-4.51	-4.51	-4.49
Cleveland-Akron-Lorain, OH	PM _{2.5}	Nonattainment	100	0.00	0.08	-4.44	-4.51	-4.51	-4.51	-4.51	-4.51	-4.51	-4.51	-4.49
Coachella Valley, CA	PM ₁₀	Serious	70	0.00	0.00	-0.28	-0.29	-0.29	-0.29	-0.29	-0.29	-0.29	-0.29	-0.28
Colbert County, AL	SO _x	Maintenance	100	0.00	0.00	-0.05	-0.05	-0.05	-0.05	-0.05	-0.05	-0.05	-0.05	-0.05
Colorado Springs, CO	CO	Maintenance	100	0.00	0.01	-0.33	-0.34	-0.34	-0.34	-0.34	-0.34	-0.34	-0.34	-0.34
Columbia Falls, MT	PM ₁₀	Moderate	100	0.00	0.00	0.00	0.00	0.00	0.00	0.00	0.00	0.00	0.00	0.00
Columbia, SC	Ozone	Former Subpart 1	50	0.00	0.01	-0.61	-0.62	-0.62	-0.62	-0.62	-0.62	-0.62	-0.62	-0.62
Columbus, OH	Ozone	Maintenance	100	0.00	0.05	-3.07	-3.12	-3.12	-3.12	-3.12	-3.12	-3.12	-3.11	-3.10
Columbus, OH	PM _{2.5}	Nonattainment	100	0.00	0.05	-3.07	-3.12	-3.12	-3.12	-3.12	-3.12	-3.12	-3.11	-3.10
Conewango Township (Warren County), PA	SO _x	Maintenance	100	0.00	0.00	0.00	0.00	0.00	0.00	0.00	0.00	0.00	0.00	0.00
Coso Junction, CA	PM ₁₀	Moderate	100	0.00	0.00	0.00	0.00	0.00	0.00	0.00	0.00	0.00	0.00	0.00
Cuyahoga County, OH	PM ₁₀	Maintenance	100	0.00	0.02	-1.28	-1.30	-1.30	-1.30	-1.30	-1.30	-1.30	-1.30	-1.30
Cuyahoga County, OH	SO _x	Maintenance	100	0.00	0.02	-1.28	-1.30	-1.30	-1.30	-1.30	-1.30	-1.30	-1.30	-1.30
Dallas-Fort Worth, TX	Ozone	Moderate	50	0.00	0.06	-3.35	-3.41	-3.40	-3.40	-3.40	-3.40	-3.40	-3.40	-3.39
Dayton-Springfield, OH	Ozone	Maintenance	100	0.00	0.02	-1.37	-1.39	-1.39	-1.39	-1.39	-1.39	-1.39	-1.39	-1.39
Dayton-Springfield, OH	PM _{2.5}	Nonattainment	100	0.00	0.02	-1.37	-1.39	-1.39	-1.39	-1.39	-1.39	-1.39	-1.39	-1.39
Denver Metro, CO	PM ₁₀	Maintenance	100	0.00	0.03	-1.59	-1.61	-1.61	-1.61	-1.61	-1.61	-1.61	-1.61	-1.60
Denver-Boulder, CO	CO	Maintenance	100	0.00	0.03	-1.51	-1.53	-1.53	-1.53	-1.53	-1.53	-1.53	-1.53	-1.53
Denver-Boulder-Greeley-Fort Collins-Loveland, CO	Ozone	Former Subpart 1	50	0.00	0.04	-2.01	-2.04	-2.04	-2.04	-2.04	-2.04	-2.03	-2.03	-2.03
Detroit, MI	CO	Maintenance	100	0.00	0.03	-1.77	-1.80	-1.80	-1.80	-1.80	-1.80	-1.80	-1.80	-1.79
Detroit-Ann Arbor, MI	Ozone	Maintenance	100	0.00	0.19	-10.64	-10.81	-10.80	-10.80	-10.80	-10.80	-10.79	-10.79	-10.76
Detroit-Ann Arbor, MI	PM _{2.5}	Nonattainment	100	0.00	0.19	-10.64	-10.81	-10.80	-10.80	-10.80	-10.80	-10.79	-10.79	-10.76
Door County, WI	Ozone	Former Subpart 1	50	0.00	0.00	-0.04	-0.04	-0.04	-0.04	-0.04	-0.04	-0.04	-0.04	-0.04
Douglas (Cochise County), AZ	PM ₁₀	Moderate	100	0.00	0.00	-0.06	-0.06	-0.06	-0.06	-0.06	-0.06	-0.06	-0.06	-0.06

Table D2-5 Emission Changes <u>a/</u> (for Cumulative Impacts) by Nonattainment Area with Alternative Standards for HD Vehicles Acrolein 2030														
Nonattainment Area	Pollutant	Status <u>c/</u>	General Conformity Threshold <u>d/</u>	Emissions Changes for Cumulative Impacts (tons/year)										
				Alt. 1	Alt. 2	Alt. 3	Alt. 4	Alt. 6A	Alt. 5	Alt. 6 <u>b/</u>	Alt. 7	Alt. 6B	Alt. 8	
				No Action	Engine Only	Class 8 Tractors	Engines & Classes 7-8 Tractors	15% below Preferred Alternative Stringency	Engines, Classes 7-8 Tractors, & Classes 2b-3	Engines, Tractors, & Classes 2b-8	Engines, Tractors, & Truck, & Trailers	20% above Preferred Alternative Stringency	Accelerated Hybrid Adoption	
Douglas (Cochise County), AZ	SO _x	Maintenance	100	0.00	0.00	-0.06	-0.06	-0.06	-0.06	-0.06	-0.06	-0.06	-0.06	-0.06
Duluth, MN	CO	Maintenance	100	0.00	0.00	-0.07	-0.07	-0.07	-0.07	-0.07	-0.07	-0.07	-0.07	-0.07
Eagle River, AK	PM ₁₀	Moderate	100	0.00	0.00	0.00	0.00	0.00	0.00	0.00	0.00	0.00	0.00	0.00
East Chicago, IN	CO	Maintenance	100	0.00	0.00	-0.16	-0.17	-0.17	-0.17	-0.17	-0.17	-0.17	-0.17	-0.17
East Chicago, IN	PM ₁₀	Maintenance	100	0.00	0.00	-0.16	-0.17	-0.17	-0.17	-0.17	-0.17	-0.17	-0.17	-0.17
East Helena Area (Lewis and Clark County), MT	SO _x	Nonattainment	100	0.00	0.00	0.00	0.00	0.00	0.00	0.00	0.00	0.00	0.00	0.00
El Paso County, TX	PM ₁₀	Moderate	100	0.00	0.00	-0.18	-0.18	-0.18	-0.18	-0.18	-0.18	-0.18	-0.18	-0.18
El Paso, TX	CO	Maintenance	100	0.00	0.00	-0.01	-0.01	-0.01	-0.01	-0.01	-0.01	-0.01	-0.01	-0.01
Erie, PA	Ozone	Maintenance	100	0.00	0.00	-0.22	-0.22	-0.22	-0.22	-0.22	-0.22	-0.22	-0.22	-0.22
Essex County (Whiteface Mountain), NY	Ozone	Former Subpart 1	50	0.00	0.00	0.00	0.00	0.00	0.00	0.00	0.00	0.00	0.00	0.00
Eugene-Springfield, OR	CO	Maintenance	100	0.00	0.01	-0.30	-0.31	-0.31	-0.31	-0.31	-0.31	-0.31	-0.31	-0.31
Eugene-Springfield, OR	PM ₁₀	Moderate	100	0.00	0.01	-0.30	-0.31	-0.31	-0.31	-0.31	-0.31	-0.31	-0.31	-0.31
Evansville, IN	Ozone	Maintenance	100	0.00	0.01	-0.59	-0.60	-0.60	-0.60	-0.60	-0.60	-0.60	-0.60	-0.60
Evansville, IN	PM _{2.5}	Nonattainment	100	0.00	0.01	-0.59	-0.60	-0.60	-0.60	-0.60	-0.60	-0.60	-0.60	-0.60
Fairbanks, AK	CO	Maintenance	100	0.00	0.00	-0.01	-0.01	-0.01	-0.01	-0.01	-0.01	-0.01	-0.01	-0.01
Fayetteville, NC	Ozone	Former Subpart 1	50	0.00	0.00	-0.22	-0.22	-0.22	-0.22	-0.22	-0.22	-0.22	-0.22	-0.22
Flathead County; Whitefish and vicinity, MT	PM ₁₀	Moderate	100	0.00	0.00	-0.01	-0.01	-0.01	-0.01	-0.01	-0.01	-0.01	-0.01	-0.01
Flint, MI	Ozone	Maintenance	100	0.00	0.01	-0.58	-0.59	-0.59	-0.59	-0.59	-0.59	-0.58	-0.58	-0.58
Follansbee, WV	PM ₁₀	Maintenance	100	0.00	0.00	0.00	0.00	0.00	0.00	0.00	0.00	0.00	0.00	0.00
Fort Collins, CO	CO	Maintenance	100	0.00	0.00	-0.11	-0.11	-0.11	-0.11	-0.11	-0.11	-0.11	-0.11	-0.11
Fort Hall Reservation, ID	PM ₁₀	Moderate	100	0.00	0.00	0.00	0.00	0.00	0.00	0.00	0.00	0.00	0.00	0.00
Fort Wayne, IN	Ozone	Maintenance	100	0.00	0.01	-0.35	-0.35	-0.35	-0.35	-0.35	-0.35	-0.35	-0.35	-0.35
Franklin County, PA	Ozone	Maintenance	100	0.00	0.00	-0.17	-0.17	-0.17	-0.17	-0.17	-0.17	-0.17	-0.17	-0.17
Franklin Township (Coshocton County), OH	SO _x	Maintenance	100	0.00	0.00	0.00	0.00	0.00	0.00	0.00	0.00	0.00	0.00	0.00
Frederick County, VA	Ozone	Former Subpart 1	50	0.00	0.00	-0.11	-0.11	-0.11	-0.11	-0.11	-0.11	-0.11	-0.11	-0.11
Fredericksburg, VA	Ozone	Maintenance	100	0.00	0.00	-0.21	-0.22	-0.22	-0.22	-0.22	-0.22	-0.22	-0.22	-0.22
Freehold, NJ	CO	Maintenance	100	0.00	0.00	0.00	0.00	0.00	0.00	0.00	0.00	0.00	0.00	0.00
Fresno, CA	CO	Maintenance	100	0.00	0.01	-0.36	-0.37	-0.37	-0.37	-0.37	-0.37	-0.37	-0.37	-0.37
Grand Rapids, MI	Ozone	Maintenance	100	0.00	0.02	-0.93	-0.94	-0.94	-0.94	-0.94	-0.94	-0.94	-0.94	-0.94
Granite City, Nameoki Townships, IL	PM ₁₀	Maintenance	100	0.00	0.00	-0.04	-0.04	-0.04	-0.04	-0.04	-0.04	-0.04	-0.04	-0.04
Grant County, NM	SO _x	Maintenance	100	0.00	0.00	0.00	0.00	0.00	0.00	0.00	0.00	0.00	0.00	0.00
Grants Pass, OR	CO	Maintenance	100	0.00	0.00	-0.02	-0.02	-0.02	-0.02	-0.02	-0.02	-0.02	-0.02	-0.02
Grants Pass, OR	PM ₁₀	Maintenance	100	0.00	0.00	-0.02	-0.02	-0.02	-0.02	-0.02	-0.02	-0.02	-0.02	-0.02
Great Falls, MT	CO	Maintenance	100	0.00	0.00	-0.02	-0.02	-0.02	-0.02	-0.02	-0.02	-0.02	-0.02	-0.02
Greater Connecticut, CT	Ozone	Moderate	50	0.00	0.01	-0.62	-0.63	-0.63	-0.63	-0.63	-0.63	-0.63	-0.63	-0.63
Greeley, CO	CO	Maintenance	100	0.00	0.00	-0.09	-0.09	-0.09	-0.09	-0.09	-0.09	-0.09	-0.09	-0.09
Green Bay, WI	SO _x	Maintenance	100	0.00	0.00	-0.10	-0.10	-0.10	-0.10	-0.10	-0.10	-0.10	-0.10	-0.10
Greene County, IN	Ozone	Maintenance	100	0.00	0.00	-0.05	-0.05	-0.05	-0.05	-0.05	-0.05	-0.05	-0.05	-0.05
Greene County, PA	Ozone	Maintenance	100	0.00	0.00	-0.03	-0.03	-0.03	-0.03	-0.03	-0.03	-0.03	-0.03	-0.03
Greensboro-Winston Salem-High Point, NC	Ozone	Marginal	50	0.00	0.03	-1.88	-1.91	-1.91	-1.91	-1.91	-1.91	-1.91	-1.91	-1.90
Greensboro-Winston salem-High Point, NC	PM _{2.5}	Nonattainment	100	0.00	0.03	-1.88	-1.91	-1.91	-1.91	-1.91	-1.91	-1.91	-1.91	-1.90
Greenville-Spartanburg-Anderson, SC	Ozone	Former Subpart 1	50	0.00	0.01	-0.83	-0.84	-0.84	-0.84	-0.84	-0.84	-0.84	-0.84	-0.84
Groveland Township (Tazewell County), IL	SO _x	Maintenance	100	0.00	0.00	-0.02	-0.02	-0.02	-0.02	-0.02	-0.02	-0.02	-0.02	-0.02

Table D2-5 Emission Changes <u>a/</u> (for Cumulative Impacts) by Nonattainment Area with Alternative Standards for HD Vehicles Acrolein 2030														
Nonattainment Area	Pollutant	Status <u>c/</u>	General Conformity Threshold <u>d/</u>	Emissions Changes for Cumulative Impacts (tons/year)										
				Alt. 1	Alt. 2	Alt. 3	Alt. 4	Alt. 6A	Alt. 5	Alt. 6 <u>b/</u>	Alt. 7	Alt. 6B	Alt. 8	
				No Action	Engine Only	Class 8 Tractors	Engines & Classes 7-8 Tractors	15% below Preferred Alternative Stringency	Engines, Classes 7-8 Tractors, & Classes 2b-3	Engines, Tractors, & Classes 2b-8	Engines, Tractors, & Trucks, & Trailers	20% above Preferred Alternative Stringency	Accelerated Hybrid Adoption	
Hancock-Knox-Lincoln-Waldo Counties, ME	Ozone	Maintenance	100	0.00	0.00	-0.09	-0.10	-0.10	-0.10	-0.10	-0.10	-0.10	-0.10	-0.10
Harrisburg-Lebanon-Carlisle, PA	Ozone	Maintenance	100	0.00	0.03	-1.78	-1.81	-1.81	-1.80	-1.80	-1.80	-1.80	-1.80	-1.80
Harrisburg-Lebanon-Carlisle, PA	PM _{2.5}	Nonattainment	100	0.00	0.03	-1.78	-1.81	-1.81	-1.80	-1.80	-1.80	-1.80	-1.80	-1.80
Hartford-New Britain-Middletown, CT	CO	Maintenance	100	0.00	0.01	-0.43	-0.44	-0.44	-0.44	-0.44	-0.44	-0.43	-0.43	-0.43
Hayden (Pinal County), AZ	SO _x	Nonattainment	100	0.00	0.00	-0.01	-0.01	-0.01	-0.01	-0.01	-0.01	-0.01	-0.01	-0.01
Hayden/Miami, AZ	PM ₁₀	Moderate	100	0.00	0.00	-0.03	-0.03	-0.03	-0.03	-0.03	-0.03	-0.03	-0.03	-0.03
Haywood and Swain Counties (Great Smoky Mountain NP), NC	Ozone	Maintenance	100	0.00	0.00	0.00	-0.01	-0.01	-0.01	-0.01	-0.01	-0.01	-0.01	-0.01
Hazelwood, PA	SO _x	Maintenance	100	0.00	0.00	-0.02	-0.02	-0.02	-0.02	-0.02	-0.02	-0.02	-0.02	-0.02
Hickory, NC	PM _{2.5}	Nonattainment	100	0.00	0.00	-0.13	-0.13	-0.13	-0.13	-0.13	-0.13	-0.13	-0.13	-0.13
Hickory-Morgantown-Lenoir, NC	Ozone	Former Subpart 1	50	0.00	0.00	-0.23	-0.23	-0.23	-0.23	-0.23	-0.23	-0.23	-0.23	-0.23
Hollis Township, IL	SO _x	Maintenance	100	0.00	0.00	0.00	0.00	0.00	0.00	0.00	0.00	0.00	0.00	0.00
Houston-Galveston-Brazoria, TX	Ozone	Severe	25	0.00	0.06	-3.20	-3.26	-3.25	-3.25	-3.25	-3.25	-3.25	-3.25	-3.24
Humphreys County, TN	SO _x	Maintenance	100	0.00	0.00	-0.01	-0.01	-0.01	-0.01	-0.01	-0.01	-0.01	-0.01	-0.01
Huntington-Ashland, WV-KY-OH	PM _{2.5}	Nonattainment	100	0.00	0.00	-0.26	-0.27	-0.27	-0.27	-0.27	-0.27	-0.27	-0.27	-0.27
Huntington-Ashland, WV-KY	Ozone	Maintenance	100	0.00	0.00	-0.14	-0.14	-0.14	-0.14	-0.14	-0.14	-0.14	-0.14	-0.14
Huron County, MI	Ozone	Maintenance	100	0.00	0.00	-0.03	-0.03	-0.03	-0.03	-0.03	-0.03	-0.03	-0.03	-0.03
Imperial County, CA	Ozone	Moderate	50	0.00	0.00	-0.17	-0.17	-0.17	-0.17	-0.17	-0.17	-0.17	-0.17	-0.17
Imperial Valley, CA	PM ₁₀	Serious	70	0.00	0.00	-0.16	-0.17	-0.17	-0.17	-0.17	-0.17	-0.17	-0.17	-0.17
Indian Wells, CA	PM ₁₀	Maintenance	100	0.00	0.00	-0.02	-0.02	-0.02	-0.02	-0.02	-0.02	-0.02	-0.02	-0.02
Indianapolis, IN	CO	Maintenance	100	0.00	0.06	-3.29	-3.35	-3.35	-3.34	-3.34	-3.34	-3.34	-3.34	-3.33
Indianapolis, IN	Ozone	Maintenance	100	0.00	0.06	-3.29	-3.35	-3.35	-3.34	-3.34	-3.34	-3.34	-3.34	-3.33
Indianapolis, IN	PM _{2.5}	Nonattainment	100	0.00	0.06	-3.29	-3.35	-3.35	-3.34	-3.34	-3.34	-3.34	-3.34	-3.33
Jackson County, IN	Ozone	Maintenance	100	0.00	0.00	-0.10	-0.10	-0.10	-0.10	-0.10	-0.10	-0.10	-0.10	-0.10
Jamestown, NY	Ozone	Former Subpart 1	50	0.00	0.00	-0.14	-0.14	-0.14	-0.14	-0.14	-0.14	-0.14	-0.14	-0.14
Jefferson County, NY	Ozone	Moderate	50	0.00	0.00	-0.09	-0.09	-0.09	-0.09	-0.09	-0.09	-0.09	-0.09	-0.09
Jefferson County, OH	PM ₁₀	Maintenance	100	0.00	0.00	-0.01	-0.01	-0.01	-0.01	-0.01	-0.01	-0.01	-0.01	-0.01
Johnson City-Kingsport-Bristol, TN	Ozone	Former Subpart 1	50	0.00	0.00	-0.19	-0.19	-0.19	-0.19	-0.19	-0.19	-0.19	-0.19	-0.19
Johnstown, PA	Ozone	Maintenance	100	0.00	0.00	-0.12	-0.13	-0.13	-0.13	-0.13	-0.13	-0.13	-0.13	-0.13
Johnstown, PA	PM _{2.5}	Nonattainment	100	0.00	0.00	-0.12	-0.13	-0.13	-0.13	-0.13	-0.13	-0.13	-0.13	-0.13
Juneau, AK	PM ₁₀	Moderate	100	0.00	0.00	-0.01	-0.01	-0.01	-0.01	-0.01	-0.01	-0.01	-0.01	-0.01
Kalamazoo-Battle Creek, MI	Ozone	Maintenance	100	0.00	0.01	-0.56	-0.57	-0.57	-0.57	-0.57	-0.57	-0.57	-0.57	-0.57
Kalispell, MT	PM ₁₀	Moderate	100	0.00	0.00	-0.02	-0.02	-0.02	-0.02	-0.02	-0.02	-0.02	-0.02	-0.02
Kent and Queen Annes Counties, MD	Ozone	Maintenance	100	0.00	0.00	-0.06	-0.06	-0.06	-0.06	-0.06	-0.06	-0.06	-0.06	-0.06
Kent, WA	PM ₁₀	Maintenance	100	0.00	0.00	-0.02	-0.02	-0.02	-0.02	-0.02	-0.02	-0.02	-0.02	-0.02
Kern County (Eastern Kern), CA	Ozone	Former Subpart 1	50	0.00	0.00	-0.05	-0.05	-0.05	-0.05	-0.05	-0.05	-0.05	-0.05	-0.05
Kewaunee County, WI	Ozone	Maintenance	100	0.00	0.00	-0.03	-0.03	-0.03	-0.03	-0.03	-0.03	-0.03	-0.03	-0.03
King County, WA	PM ₁₀	Maintenance	100	0.00	0.00	-0.01	-0.01	-0.01	-0.01	-0.01	-0.01	-0.01	-0.01	-0.01
Klamath Falls, OR	CO	Maintenance	100	0.00	0.00	-0.07	-0.07	-0.07	-0.07	-0.07	-0.07	-0.07	-0.07	-0.07
Klamath Falls, OR	PM ₁₀	Maintenance	100	0.00	0.00	-0.07	-0.07	-0.07	-0.07	-0.07	-0.07	-0.07	-0.07	-0.07
Knoxville, TN	Ozone	Former Subpart 1	50	0.00	0.04	-2.21	-2.25	-2.24	-2.24	-2.24	-2.24	-2.24	-2.24	-2.24
Knoxville, TN	PM _{2.5}	Nonattainment	100	0.00	0.04	-2.21	-2.25	-2.24	-2.24	-2.24	-2.24	-2.24	-2.24	-2.24
La Porte County, IN	SO _x	Maintenance	100	0.00	0.00	-0.05	-0.05	-0.05	-0.05	-0.05	-0.05	-0.05	-0.05	-0.05
LaGrande, OR	PM ₁₀	Maintenance	100	0.00	0.00	-0.01	-0.01	-0.01	-0.01	-0.01	-0.01	-0.01	-0.01	-0.01

Table D2-5 Emission Changes <u>a/</u> (for Cumulative Impacts) by Nonattainment Area with Alternative Standards for HD Vehicles Acrolein 2030														
Nonattainment Area	Pollutant	Status <u>c/</u>	General Conformity Threshold <u>d/</u>	Emissions Changes for Cumulative Impacts (tons/year)										
				Alt. 1	Alt. 2	Alt. 3	Alt. 4	Alt. 6A	Alt. 5	Alt. 6 <u>b/</u>	Alt. 7	Alt. 6B	Alt. 8	
				No Action	Engine Only	Class 8 Tractors	Engines & Classes 7-8 Tractors	15% below Preferred Alternative Stringency	Engines, Classes 7-8 Tractors, & Classes 2b-3	Engines, Tractors, & Classes 2b-8	Engines, Tractors, & Truck, & Trailers	20% above Preferred Alternative Stringency	Accelerated Hybrid Adoption	
Lake County, IN	SO _x	Maintenance	100	0.00	0.00	-0.24	-0.24	-0.24	-0.24	-0.24	-0.24	-0.24	-0.24	-0.24
Lake County, OH	SO _x	Maintenance	100	0.00	0.00	-0.03	-0.03	-0.03	-0.03	-0.03	-0.03	-0.03	-0.03	-0.03
Lake County, OR	PM ₁₀	Maintenance	100	0.00	0.00	0.00	0.00	0.00	0.00	0.00	0.00	0.00	0.00	0.00
Lake Tahoe North Shore, CA	CO	Maintenance	100	0.00	0.00	-0.01	-0.01	-0.01	-0.01	-0.01	-0.01	-0.01	-0.01	-0.01
Lake Tahoe South Shore, CA	CO	Maintenance	100	0.00	0.00	-0.03	-0.03	-0.03	-0.03	-0.03	-0.03	-0.03	-0.03	-0.03
Lake Tahoe, NV	CO	Maintenance	100	0.00	0.00	-0.01	-0.01	-0.01	-0.01	-0.01	-0.01	-0.01	-0.01	-0.01
Lamar, CO	PM ₁₀	Maintenance	100	0.00	0.00	-0.01	-0.01	-0.01	-0.01	-0.01	-0.01	-0.01	-0.01	-0.01
Lame Deer, MT	PM ₁₀	Moderate	100	0.00	0.00	0.00	0.00	0.00	0.00	0.00	0.00	0.00	0.00	0.00
Lancaster, PA	Ozone	Maintenance	100	0.00	0.01	-0.71	-0.72	-0.72	-0.72	-0.72	-0.72	-0.72	-0.72	-0.72
Lancaster, PA	PM _{2.5}	Nonattainment	100	0.00	0.01	-0.71	-0.72	-0.72	-0.72	-0.72	-0.72	-0.72	-0.72	-0.72
Lane County, OR	PM ₁₀	Moderate	100	0.00	0.00	0.00	0.00	0.00	0.00	0.00	0.00	0.00	0.00	0.00
Lansing-East Lansing, MI	Ozone	Maintenance	100	0.00	0.01	-0.53	-0.54	-0.54	-0.54	-0.54	-0.54	-0.54	-0.54	-0.54
LaPorte, IN	Ozone	Maintenance	100	0.00	0.00	-0.14	-0.14	-0.14	-0.14	-0.14	-0.14	-0.14	-0.14	-0.14
Las Vegas, NV	CO	Serious	100	0.00	0.01	-0.32	-0.32	-0.32	-0.32	-0.32	-0.32	-0.32	-0.32	-0.32
Las Vegas, NV	Ozone	Former Subpart 1	50	0.00	0.01	-0.32	-0.32	-0.32	-0.32	-0.32	-0.32	-0.32	-0.32	-0.32
Lauderdale County, AL	SO _x	Maintenance	100	0.00	0.00	-0.07	-0.07	-0.07	-0.07	-0.07	-0.07	-0.07	-0.07	-0.07
Laurel Area (Yellowstone County), MT	SO _x	Nonattainment	100	0.00	0.00	0.00	0.00	0.00	0.00	0.00	0.00	0.00	0.00	0.00
Libby, MT	PM ₁₀	Moderate	100	0.00	0.00	-0.01	-0.01	-0.01	-0.01	-0.01	-0.01	-0.01	-0.01	-0.01
Libby, MT	PM _{2.5}	Nonattainment	100	0.00	0.00	-0.01	-0.01	-0.01	-0.01	-0.01	-0.01	-0.01	-0.01	-0.01
Liberty-Clairton, PA	PM _{2.5}	Nonattainment	100	0.00	0.00	-0.01	-0.01	-0.01	-0.01	-0.01	-0.01	-0.01	-0.01	-0.01
Lima, OH	Ozone	Maintenance	100	0.00	0.00	-0.11	-0.11	-0.11	-0.11	-0.11	-0.11	-0.11	-0.11	-0.11
Longmont, CO	CO	Maintenance	100	0.00	0.00	-0.06	-0.06	-0.06	-0.06	-0.06	-0.06	-0.06	-0.06	-0.06
Lorain County, OH	SO _x	Maintenance	100	0.00	0.00	-0.04	-0.04	-0.04	-0.04	-0.04	-0.04	-0.04	-0.04	-0.04
Los Angeles South Coast Air Basin, CA	CO	Maintenance	100	0.00	0.54	-30.29	-30.77	-30.75	-30.74	-30.74	-30.74	-30.73	-30.72	-30.63
Los Angeles South Coast Air Basin, CA	NO _x	Maintenance	100	0.00	0.54	-30.29	-30.77	-30.75	-30.74	-30.74	-30.74	-30.73	-30.72	-30.63
Los Angeles South Coast Air Basin, CA	Ozone	Extreme	10	0.00	0.54	-30.29	-30.77	-30.75	-30.74	-30.74	-30.74	-30.73	-30.72	-30.63
Los Angeles South Coast Air Basin, CA	PM ₁₀	Serious	70	0.00	0.54	-30.29	-30.77	-30.75	-30.74	-30.74	-30.74	-30.73	-30.72	-30.63
Los Angeles South Coast Air Basin, CA	PM _{2.5}	Nonattainment	100	0.00	0.54	-30.29	-30.77	-30.75	-30.74	-30.74	-30.74	-30.73	-30.72	-30.63
Los Angeles-San Bernardino Counties (western Mohave), CA	Ozone	Moderate	50	0.00	0.01	-0.29	-0.30	-0.30	-0.30	-0.30	-0.30	-0.30	-0.30	-0.30
Louisville, KY-IN	Ozone	Maintenance	100	0.00	0.04	-2.33	-2.36	-2.36	-2.36	-2.36	-2.36	-2.36	-2.36	-2.35
Louisville, KY-IN	PM _{2.5}	Nonattainment	100	0.00	0.04	-2.33	-2.36	-2.36	-2.36	-2.36	-2.36	-2.36	-2.36	-2.35
Lowell, MA	CO	Maintenance	100	0.00	0.00	-0.07	-0.07	-0.07	-0.07	-0.07	-0.07	-0.07	-0.07	-0.07
Lucas County, OH	SO _x	Maintenance	100	0.00	0.00	-0.23	-0.23	-0.23	-0.23	-0.23	-0.23	-0.23	-0.23	-0.23
Lyons Township, IL	PM ₁₀	Maintenance	100	0.00	0.00	-0.06	-0.06	-0.06	-0.06	-0.06	-0.06	-0.06	-0.06	-0.06
Macon, GA	Ozone	Maintenance	100	0.00	0.00	-0.22	-0.22	-0.22	-0.22	-0.22	-0.22	-0.22	-0.22	-0.22
Macon, GA	PM _{2.5}	Nonattainment	100	0.00	0.00	-0.22	-0.22	-0.22	-0.22	-0.22	-0.22	-0.22	-0.22	-0.22
Madison and Page Counties (Shenandoah NP), VA	Ozone	Maintenance	100	0.00	0.00	0.00	0.00	0.00	0.00	0.00	0.00	0.00	0.00	0.00
Madison, WI	SO _x	Maintenance	100	0.00	0.00	-0.23	-0.24	-0.24	-0.24	-0.24	-0.24	-0.24	-0.24	-0.24
Mammoth Lake, CA	PM ₁₀	Moderate	100	0.00	0.00	-0.01	-0.01	-0.01	-0.01	-0.01	-0.01	-0.01	-0.01	-0.01
Manchester, NH	CO	Maintenance	100	0.00	0.00	-0.05	-0.05	-0.05	-0.05	-0.05	-0.05	-0.05	-0.05	-0.05
Manitowoc County, WI	Ozone	Former Subpart 1	50	0.00	0.00	-0.14	-0.14	-0.14	-0.14	-0.14	-0.14	-0.14	-0.14	-0.14
Marion County, IN	SO _x	Maintenance	100	0.00	0.00	-0.23	-0.23	-0.23	-0.23	-0.23	-0.23	-0.23	-0.23	-0.23
Mariposa and Tuolumne Counties (Southern Mountain), CA	Ozone	Former Subpart 1	50	0.00	0.00	-0.05	-0.05	-0.05	-0.05	-0.05	-0.05	-0.05	-0.05	-0.05

Table D2-5 Emission Changes <u>a/</u> (for Cumulative Impacts) by Nonattainment Area with Alternative Standards for HD Vehicles Acrolein 2030														
Nonattainment Area	Pollutant	Status <u>c/</u>	General Conformity Threshold <u>d/</u>	Emissions Changes for Cumulative Impacts (tons/year)										
				Alt. 1	Alt. 2	Alt. 3	Alt. 4	Alt. 6A	Alt. 5	Alt. 6 <u>b/</u>	Alt. 7	Alt. 6B	Alt. 8	
				No Action	Engine Only	Class 8 Tractors	Engines & Classes 7-8 Tractors	15% below Preferred Alternative Stringency	Engines, Classes 7-8 Tractors, & Classes 2b-3	Engines, Tractors, & Classes 2b-8	Engines, Tractors, & Truck, & Trailers	20% above Preferred Alternative Stringency	Accelerated Hybrid Adoption	
Martinsburg, WV-Hagerstown, MD	PM _{2.5}	Nonattainment	100	0.00	0.00	-0.26	-0.26	-0.26	-0.26	-0.26	-0.26	-0.26	-0.26	-0.26
Mason County, MI	Ozone	Maintenance	100	0.00	0.00	-0.03	-0.03	-0.03	-0.03	-0.03	-0.03	-0.03	-0.03	-0.03
Medford, OR	CO	Maintenance	100	0.00	0.00	-0.06	-0.06	-0.06	-0.06	-0.06	-0.06	-0.06	-0.06	-0.06
Medford-Ashland, OR	PM ₁₀	Maintenance	100	0.00	0.00	-0.13	-0.14	-0.14	-0.14	-0.14	-0.14	-0.14	-0.14	-0.14
Memphis, TN-AR	Ozone	Maintenance	100	0.00	0.01	-0.84	-0.85	-0.85	-0.85	-0.85	-0.85	-0.85	-0.85	-0.85
Memphis, TN	CO	Maintenance	100	0.00	0.01	-0.77	-0.78	-0.78	-0.78	-0.78	-0.78	-0.78	-0.78	-0.78
Miami (Gila County), AZ	SO _x	Maintenance	100	0.00	0.00	-0.02	-0.02	-0.02	-0.02	-0.02	-0.02	-0.02	-0.02	-0.02
Millinocket AQCR 109, ME	SO _x	Maintenance	100	0.00	0.00	0.00	0.00	0.00	0.00	0.00	0.00	0.00	0.00	0.00
Milwaukee, WI	SO _x	Maintenance	100	0.00	0.01	-0.36	-0.37	-0.37	-0.37	-0.37	-0.37	-0.37	-0.37	-0.36
Milwaukee-Racine, WI	Ozone	Moderate	50	0.00	0.03	-1.46	-1.49	-1.49	-1.49	-1.49	-1.49	-1.49	-1.48	-1.48
Minneapolis-St Paul, MN	CO	Maintenance	100	0.00	0.09	-4.86	-4.94	-4.94	-4.94	-4.94	-4.94	-4.93	-4.93	-4.92
Minneapolis-St Paul, MN	SO _x	Maintenance	100	0.00	0.09	-4.86	-4.94	-4.94	-4.94	-4.94	-4.94	-4.93	-4.93	-4.92
Missoula, MT	CO	Maintenance	100	0.00	0.00	-0.10	-0.10	-0.10	-0.10	-0.10	-0.10	-0.10	-0.10	-0.10
Missoula, MT	PM ₁₀	Moderate	100	0.00	0.00	-0.10	-0.10	-0.10	-0.10	-0.10	-0.10	-0.10	-0.10	-0.10
Modesto, CA	CO	Maintenance	100	0.00	0.00	-0.20	-0.21	-0.21	-0.21	-0.21	-0.21	-0.21	-0.21	-0.21
Mohave County, AZ	PM ₁₀	Maintenance	100	0.00	0.00	-0.09	-0.09	-0.09	-0.09	-0.09	-0.09	-0.09	-0.09	-0.09
Mono Basin, CA	PM ₁₀	Moderate	100	0.00	0.00	0.00	0.00	0.00	0.00	0.00	0.00	0.00	0.00	0.00
Morenci (Greenlee County), AZ	SO _x	Maintenance	100	0.00	0.00	0.00	0.00	0.00	0.00	0.00	0.00	0.00	0.00	0.00
Morristown, NJ	CO	Maintenance	100	0.00	0.00	-0.01	-0.01	-0.01	-0.01	-0.01	-0.01	-0.01	-0.01	-0.01
Muhlenberg County, KY	SO _x	Maintenance	100	0.00	0.00	-0.02	-0.03	-0.03	-0.03	-0.03	-0.03	-0.03	-0.03	-0.03
Muncie, IN	Ozone	Maintenance	100	0.00	0.00	-0.11	-0.11	-0.11	-0.11	-0.11	-0.11	-0.11	-0.11	-0.11
Murray County (Chattahoochee NF), GA	Ozone	Maintenance	100	0.00	0.00	0.00	0.00	0.00	0.00	0.00	0.00	0.00	0.00	0.00
Muscatine County, IA	SO _x	Maintenance	100	0.00	0.00	-0.02	-0.02	-0.02	-0.02	-0.02	-0.02	-0.02	-0.02	-0.02
Muskegon, MI	Ozone	Maintenance	100	0.00	0.00	-0.15	-0.15	-0.15	-0.15	-0.15	-0.15	-0.15	-0.15	-0.15
Nashua, NH	CO	Maintenance	100	0.00	0.00	-0.04	-0.04	-0.04	-0.04	-0.04	-0.04	-0.04	-0.04	-0.04
Nashville, TN	Ozone	Former Subpart 1	50	0.00	0.03	-1.84	-1.87	-1.87	-1.87	-1.87	-1.87	-1.87	-1.87	-1.86
Nevada County (western part), CA	Ozone	Former Subpart 1	50	0.00	0.00	-0.06	-0.06	-0.06	-0.06	-0.06	-0.06	-0.06	-0.06	-0.06
New Haven County, CT	PM ₁₀	Maintenance	100	0.00	0.00	-0.06	-0.06	-0.06	-0.06	-0.06	-0.06	-0.06	-0.06	-0.06
New Haven-Meriden-Waterbury, CT	CO	Maintenance	100	0.00	0.01	-0.33	-0.33	-0.33	-0.33	-0.33	-0.33	-0.33	-0.33	-0.33
New Manchester-Grant Magisterial District (Hancock County), WV	SO _x	Maintenance	100	0.00	0.00	0.00	0.00	0.00	0.00	0.00	0.00	0.00	0.00	0.00
New York County, NY	PM ₁₀	Moderate	100	0.00	0.00	-0.13	-0.13	-0.13	-0.13	-0.13	-0.13	-0.13	-0.13	-0.13
New York-N. New Jersey-Long Island, NY-NJ-CT	CO	Maintenance	100	0.00	0.14	-7.89	-8.02	-8.01	-8.01	-8.01	-8.01	-8.00	-8.00	-7.98
New York-N. New Jersey-Long Island, NY-NJ-CT	PM _{2.5}	Nonattainment	100	0.00	0.14	-7.89	-8.02	-8.01	-8.01	-8.01	-8.01	-8.00	-8.00	-7.98
New York-northern New Jersey-Long Island, NY-NJ-CT	Ozone	Moderate	50	0.00	0.09	-5.27	-5.36	-5.35	-5.35	-5.35	-5.35	-5.35	-5.35	-5.33
Nogales, AZ	PM ₁₀	Moderate	100	0.00	0.00	-0.03	-0.03	-0.03	-0.03	-0.03	-0.03	-0.03	-0.03	-0.03
Norfolk-Virginia Beach-Newport News, VA	Ozone	Maintenance	100	0.00	0.01	-0.49	-0.50	-0.49	-0.49	-0.49	-0.49	-0.49	-0.49	-0.49
Ogden, UT	CO	Maintenance	100	0.00	0.00	-0.06	-0.06	-0.06	-0.06	-0.06	-0.06	-0.06	-0.06	-0.06
Ogden, UT	PM ₁₀	Moderate	100	0.00	0.00	-0.06	-0.06	-0.06	-0.06	-0.06	-0.06	-0.06	-0.06	-0.06
Oglesby, IL	PM ₁₀	Maintenance	100	0.00	0.00	0.00	0.00	0.00	0.00	0.00	0.00	0.00	0.00	0.00
Olmsted County, MN	PM ₁₀	Maintenance	100	0.00	0.00	-0.02	-0.02	-0.02	-0.02	-0.02	-0.02	-0.02	-0.02	-0.02
Olympia, Tumwater, Lacey, WA	PM ₁₀	Maintenance	100	0.00	0.00	-0.08	-0.08	-0.08	-0.08	-0.08	-0.08	-0.08	-0.08	-0.08
Owens Valley, CA	PM ₁₀	Serious	70	0.00	0.00	0.00	0.00	0.00	0.00	0.00	0.00	0.00	0.00	0.00
Pagosa Springs, CO	PM ₁₀	Maintenance	100	0.00	0.00	0.00	0.00	0.00	0.00	0.00	0.00	0.00	0.00	0.00

Table D2-5 Emission Changes <u>a/</u> (for Cumulative Impacts) by Nonattainment Area with Alternative Standards for HD Vehicles Acrolein 2030														
Nonattainment Area	Pollutant	Status <u>c/</u>	General Conformity Threshold <u>d/</u>	Emissions Changes for Cumulative Impacts (tons/year)										
				Alt. 1	Alt. 2	Alt. 3	Alt. 4	Alt. 6A	Alt. 5	Alt. 6 <u>b/</u>	Alt. 7	Alt. 6B	Alt. 8	
				No Action	Engine Only	Class 8 Tractors	Engines & Classes 7–8 Tractors	15% below Preferred Alternative Stringency	Engines, Classes 7–8 Tractors, & Classes 2b–3	Engines, Tractors, & Classes 2b–8	Engines, Tractors, & Truckers, Trailers	20% above Preferred Alternative Stringency	Accelerated Hybrid Adoption	
Parkersburg-Marietta, WV-OH	Ozone	Maintenance	100	0.00	0.01	-0.31	-0.32	-0.32	-0.32	-0.32	-0.32	-0.32	-0.32	-0.32
Parkersburg-Marietta, WV-OH	PM _{2.5}	Nonattainment	100	0.00	0.01	-0.31	-0.32	-0.32	-0.32	-0.32	-0.32	-0.32	-0.32	-0.32
Payson, AZ	PM ₁₀	Maintenance	100	0.00	0.00	-0.01	-0.01	-0.01	-0.01	-0.01	-0.01	-0.01	-0.01	-0.01
Penns Grove, NJ	CO	Maintenance	100	0.00	0.00	0.00	0.00	0.00	0.00	0.00	0.00	0.00	0.00	0.00
Peoria, IL	SO _x	Maintenance	100	0.00	0.00	-0.10	-0.10	-0.10	-0.10	-0.10	-0.10	-0.10	-0.10	-0.10
Perth Amboy, NJ	CO	Maintenance	100	0.00	0.00	-0.04	-0.04	-0.04	-0.04	-0.04	-0.04	-0.04	-0.04	-0.04
Philadelphia-Camden County, PA-NJ	CO	Maintenance	100	0.00	0.00	-0.27	-0.27	-0.27	-0.27	-0.27	-0.27	-0.27	-0.27	-0.27
Philidelphia-Wilmington, PA-NY-DE	PM _{2.5}	Nonattainment	100	0.00	0.05	-2.68	-2.73	-2.73	-2.73	-2.72	-2.72	-2.72	-2.72	-2.71
Phildelphia-Wilmington-Atlantic City, PA-NY-MD-DE	Ozone	Moderate	50	0.00	0.06	-3.63	-3.69	-3.69	-3.69	-3.69	-3.69	-3.69	-3.68	-3.67
Phoenix, AZ	CO	Maintenance	100	0.00	0.11	-6.10	-6.20	-6.19	-6.19	-6.19	-6.19	-6.19	-6.19	-6.17
Phoenix, AZ	PM ₁₀	Serious	70	0.00	0.11	-6.10	-6.20	-6.19	-6.19	-6.19	-6.19	-6.19	-6.19	-6.17
Phoenix-Mesa, AZ	Ozone	Former Subpart 1	50	0.00	0.06	-3.11	-3.16	-3.16	-3.16	-3.16	-3.16	-3.16	-3.16	-3.15
Pierce County, WA	PM ₁₀	Maintenance	100	0.00	0.00	-0.01	-0.01	-0.01	-0.01	-0.01	-0.01	-0.01	-0.01	-0.01
Pinehurst, ID	PM ₁₀	Moderate	100	0.00	0.00	0.00	0.00	0.00	0.00	0.00	0.00	0.00	0.00	0.00
Pittsburgh, PA	CO	Maintenance	100	0.00	0.00	-0.01	-0.01	-0.01	-0.01	-0.01	-0.01	-0.01	-0.01	-0.01
Pittsburgh-Beaver Valley, PA	Ozone	Former Subpart 1	50	0.00	0.04	-2.50	-2.54	-2.54	-2.54	-2.54	-2.54	-2.54	-2.54	-2.53
Pittsburgh-Beaver Valley, PA	PM _{2.5}	Nonattainment	100	0.00	0.04	-2.50	-2.54	-2.54	-2.54	-2.54	-2.54	-2.54	-2.54	-2.53
Polk County, TN	SO _x	Maintenance	100	0.00	0.00	-0.02	-0.02	-0.02	-0.02	-0.02	-0.02	-0.02	-0.02	-0.02
Polson, MT	PM ₁₀	Moderate	100	0.00	0.00	0.00	0.00	0.00	0.00	0.00	0.00	0.00	0.00	0.00
Portland, ME	Ozone	Maintenance	100	0.00	0.01	-0.55	-0.56	-0.56	-0.56	-0.56	-0.56	-0.55	-0.55	-0.55
Portland, OR	CO	Maintenance	100	0.00	0.01	-0.69	-0.70	-0.70	-0.70	-0.70	-0.70	-0.70	-0.70	-0.70
Portneuf Valley, ID	PM ₁₀	Maintenance	100	0.00	0.00	-0.03	-0.03	-0.03	-0.03	-0.03	-0.03	-0.03	-0.03	-0.03
Poughkeepsie, NY	Ozone	Moderate	50	0.00	0.01	-0.52	-0.53	-0.53	-0.53	-0.53	-0.53	-0.53	-0.53	-0.52
Presque Isle, ME	PM ₁₀	Maintenance	100	0.00	0.00	-0.01	-0.01	-0.01	-0.01	-0.01	-0.01	-0.01	-0.01	-0.01
Providence (entire State), RI	Ozone	Moderate	50	0.00	0.00	-0.24	-0.24	-0.24	-0.24	-0.24	-0.24	-0.24	-0.24	-0.24
Provo, UT	CO	Maintenance	100	0.00	0.00	-0.07	-0.07	-0.07	-0.07	-0.07	-0.07	-0.07	-0.07	-0.07
Raleigh-Durham, NC	CO	Maintenance	100	0.00	0.02	-1.02	-1.04	-1.04	-1.04	-1.04	-1.04	-1.04	-1.04	-1.04
Raleigh-Durham-Chapel Hill, NC	Ozone	Maintenance	100	0.00	0.03	-1.57	-1.59	-1.59	-1.59	-1.59	-1.59	-1.59	-1.59	-1.59
Ramsey County, MN	PM ₁₀	Maintenance	100	0.00	0.00	0.00	0.00	0.00	0.00	0.00	0.00	0.00	0.00	0.00
Reading, PA	Ozone	Maintenance	100	0.00	0.01	-0.59	-0.60	-0.60	-0.60	-0.60	-0.60	-0.60	-0.60	-0.60
Reading, PA	PM _{2.5}	Nonattainment	100	0.00	0.01	-0.59	-0.60	-0.60	-0.60	-0.60	-0.60	-0.60	-0.60	-0.60
Reno, NV	CO	Maintenance	100	0.00	0.00	-0.11	-0.11	-0.11	-0.11	-0.11	-0.11	-0.11	-0.11	-0.11
Rhineland (Oneida County), WI	SO _x	Maintenance	100	0.00	0.00	0.00	0.00	0.00	0.00	0.00	0.00	0.00	0.00	0.00
Richmond-Petersburg, VA	Ozone	Maintenance	100	0.00	0.01	-0.49	-0.50	-0.50	-0.50	-0.50	-0.50	-0.50	-0.50	-0.50
Rillito, AZ	PM ₁₀	Moderate	100	0.00	0.00	-0.03	-0.03	-0.03	-0.03	-0.03	-0.03	-0.03	-0.03	-0.03
Riverside County (Coachella Valley), CA	Ozone	Severe	25	0.00	0.00	-0.28	-0.29	-0.29	-0.29	-0.29	-0.29	-0.29	-0.29	-0.28
Roanoke, VA	Ozone	Former Subpart 1	50	0.00	0.00	-0.22	-0.23	-0.23	-0.23	-0.23	-0.23	-0.23	-0.23	-0.23
Rochester (Olmsted County), MN	SO _x	Maintenance	100	0.00	0.00	-0.07	-0.07	-0.07	-0.07	-0.07	-0.07	-0.07	-0.07	-0.07
Rochester, NY	Ozone	Former Subpart 1	50	0.00	0.01	-0.55	-0.56	-0.56	-0.56	-0.56	-0.56	-0.56	-0.56	-0.56
Rocky Mount, NC	Ozone	Maintenance	100	0.00	0.00	-0.17	-0.17	-0.17	-0.17	-0.17	-0.17	-0.17	-0.17	-0.17
Rome, GA	PM _{2.5}	Nonattainment	100	0.00	0.00	-0.07	-0.07	-0.07	-0.07	-0.07	-0.07	-0.07	-0.07	-0.07
Ronan, MT	PM ₁₀	Moderate	100	0.00	0.00	0.00	0.00	0.00	0.00	0.00	0.00	0.00	0.00	0.00
Rothschild, Rib Mountain, Weston (Marathon County), WI	SO _x	Maintenance	100	0.00	0.00	0.00	0.00	0.00	0.00	0.00	0.00	0.00	0.00	0.00

Table D2-5 Emission Changes <u>a/</u> (for Cumulative Impacts) by Nonattainment Area with Alternative Standards for HD Vehicles Acrolein 2030													
Nonattainment Area	Pollutant	Status <u>c/</u>	General Conformity Threshold <u>d/</u>	Emissions Changes for Cumulative Impacts (tons/year)									
				Alt. 1	Alt. 2	Alt. 3	Alt. 4	Alt. 6A	Alt. 5	Alt. 6 <u>b/</u>	Alt. 7	Alt. 6B	Alt. 8
				No Action	Engine Only	Class 8 Tractors	Engines & Classes 7-8 Tractors	15% below Preferred Alternative Stringency	Engines, Classes 7-8 Tractors, & Classes 2b-3	Engines, Tractors, & Classes 2b-8	Engines, Tractors, & Trucks, & Trailers	20% above Preferred Alternative Stringency	Accelerated Hybrid Adoption
Sacramento County, CA	PM ₁₀	Moderate	100	0.00	0.01	-0.84	-0.85	-0.85	-0.85	-0.85	-0.85	-0.85	-0.85
Sacramento Metro, CA	Ozone	Severe	25	0.00	0.03	-1.48	-1.50	-1.50	-1.50	-1.50	-1.50	-1.50	-1.50
Sacramento, CA	CO	Maintenance	100	0.00	0.02	-0.90	-0.91	-0.91	-0.91	-0.91	-0.91	-0.91	-0.91
Salem, OR	CO	Maintenance	100	0.00	0.00	-0.08	-0.09	-0.09	-0.09	-0.09	-0.09	-0.09	-0.09
Salt Lake City, UT	CO	Maintenance	100	0.00	0.00	-0.09	-0.10	-0.10	-0.10	-0.10	-0.10	-0.10	-0.10
Salt Lake County, UT	PM ₁₀	Moderate	100	0.00	0.02	-0.91	-0.93	-0.93	-0.93	-0.93	-0.93	-0.93	-0.92
Salt Lake County, UT	SO _x	Nonattainment	100	0.00	0.02	-0.91	-0.93	-0.93	-0.93	-0.93	-0.93	-0.93	-0.92
San Antonio, TX	Ozone	Former Subpart 1	50	0.00	0.02	-1.23	-1.25	-1.24	-1.24	-1.24	-1.24	-1.24	-1.24
San Bernardino County, CA	PM ₁₀	Moderate	100	0.00	0.00	-0.20	-0.20	-0.20	-0.20	-0.20	-0.20	-0.20	-0.20
San Diego, CA	CO	Maintenance	100	0.00	0.06	-3.14	-3.20	-3.19	-3.19	-3.19	-3.19	-3.19	-3.18
San Diego, CA	Ozone	Former Subpart 1	50	0.00	0.06	-3.14	-3.20	-3.19	-3.19	-3.19	-3.19	-3.19	-3.18
San Francisco Bay Area, CA	Ozone	Marginal	50	0.00	0.04	-2.49	-2.53	-2.53	-2.53	-2.53	-2.53	-2.53	-2.52
San Francisco-Oakland-San Jose, CA	CO	Maintenance	100	0.00	0.05	-3.00	-3.05	-3.05	-3.05	-3.05	-3.05	-3.04	-3.03
San Joaquin Valley, CA	Ozone	Extreme	10	0.00	0.16	-8.76	-8.90	-8.89	-8.89	-8.89	-8.89	-8.88	-8.86
San Joaquin Valley, CA	PM ₁₀	Maintenance	100	0.00	0.16	-8.76	-8.90	-8.89	-8.89	-8.89	-8.89	-8.88	-8.86
San Joaquin Valley, CA	PM _{2.5}	Nonattainment	100	0.00	0.16	-8.76	-8.90	-8.89	-8.89	-8.89	-8.89	-8.88	-8.86
San Manuel (Pinal County), AZ	SO _x	Maintenance	100	0.00	0.00	-0.03	-0.03	-0.03	-0.03	-0.03	-0.03	-0.03	-0.03
Sanders County (part);Thompson Falls and vicinity, MT	PM ₁₀	Moderate	100	0.00	0.00	0.00	0.00	0.00	0.00	0.00	0.00	0.00	0.00
Scranton-Wilkes Barre, PA	Ozone	Maintenance	100	0.00	0.01	-0.63	-0.64	-0.64	-0.64	-0.64	-0.64	-0.64	-0.64
Seattle-Tacoma, WA	CO	Maintenance	100	0.00	0.04	-2.29	-2.33	-2.33	-2.33	-2.33	-2.33	-2.32	-2.32
Sheboygan, WI	Ozone	Moderate	50	0.00	0.00	-0.13	-0.14	-0.14	-0.14	-0.14	-0.14	-0.14	-0.14
Sheridan, WY	PM ₁₀	Moderate	100	0.00	0.00	-0.02	-0.02	-0.02	-0.02	-0.02	-0.02	-0.02	-0.02
Shoshone County, ID	PM ₁₀	Moderate	100	0.00	0.00	0.00	0.00	0.00	0.00	0.00	0.00	0.00	0.00
Somerville, NJ	CO	Maintenance	100	0.00	0.00	-0.01	-0.01	-0.01	-0.01	-0.01	-0.01	-0.01	-0.01
South Bend-Elkhart, IN	Ozone	Maintenance	100	0.00	0.01	-0.37	-0.38	-0.38	-0.38	-0.38	-0.38	-0.38	-0.38
Southeast Chicago, IL	PM ₁₀	Maintenance	100	0.00	0.00	-0.16	-0.17	-0.16	-0.16	-0.16	-0.16	-0.16	-0.16
Spokane County, WA	PM ₁₀	Maintenance	100	0.00	0.00	-0.23	-0.23	-0.23	-0.23	-0.23	-0.23	-0.23	-0.23
Spokane, WA	CO	Maintenance	100	0.00	0.00	-0.22	-0.23	-0.23	-0.23	-0.23	-0.23	-0.23	-0.23
Springfield (western MA), MA	Ozone	Moderate	50	0.00	0.01	-0.70	-0.71	-0.71	-0.71	-0.71	-0.71	-0.71	-0.70
Springfield, MA	CO	Maintenance	100	0.00	0.00	-0.10	-0.10	-0.10	-0.10	-0.10	-0.10	-0.10	-0.10
St Louis, MO	CO	Maintenance	100	0.00	0.02	-0.86	-0.87	-0.87	-0.87	-0.87	-0.87	-0.87	-0.87
St Louis, MO-IL	Ozone	Moderate	50	0.00	0.05	-2.85	-2.90	-2.89	-2.89	-2.89	-2.89	-2.89	-2.88
St. Louis, MO-IL	PM _{2.5}	Nonattainment	100	0.00	0.05	-2.83	-2.88	-2.88	-2.87	-2.87	-2.87	-2.87	-2.86
State College, PA	Ozone	Maintenance	100	0.00	0.00	-0.21	-0.21	-0.21	-0.21	-0.21	-0.21	-0.21	-0.21
Steamboat Springs, CO	PM ₁₀	Maintenance	100	0.00	0.00	-0.01	-0.01	-0.01	-0.01	-0.01	-0.01	-0.01	-0.01
Steubenville & Mingo Junction, OH	SO _x	Maintenance	100	0.00	0.00	-0.04	-0.04	-0.04	-0.04	-0.04	-0.04	-0.04	-0.04
Steubenville-Weirton, OH-WV	Ozone	Maintenance	100	0.00	0.00	-0.14	-0.14	-0.14	-0.14	-0.14	-0.14	-0.14	-0.14
Steubenville-Weirton, OH-WV	PM _{2.5}	Nonattainment	100	0.00	0.00	-0.14	-0.14	-0.14	-0.14	-0.14	-0.14	-0.14	-0.14
Stockton, CA	CO	Maintenance	100	0.00	0.00	-0.28	-0.28	-0.28	-0.28	-0.28	-0.28	-0.28	-0.28
Sutter County (Sutter Buttes), CA	Ozone	Former Subpart 1	50	0.00	0.00	0.00	0.00	0.00	0.00	0.00	0.00	0.00	0.00
Syracuse, NY	CO	Maintenance	100	0.00	0.00	-0.23	-0.23	-0.23	-0.23	-0.23	-0.23	-0.23	-0.23
Telluride, CO	PM ₁₀	Maintenance	100	0.00	0.00	0.00	0.00	0.00	0.00	0.00	0.00	0.00	0.00
Terre Haute, IN	Ozone	Maintenance	100	0.00	0.00	-0.11	-0.11	-0.11	-0.11	-0.11	-0.11	-0.11	-0.11

Table D2-5 Emission Changes ^{a/} (for Cumulative Impacts) by Nonattainment Area with Alternative Standards for HD Vehicles Acrolein 2030													
Nonattainment Area	Pollutant	Status ^{c/}	General Conformity Threshold ^{d/}	Emissions Changes for Cumulative Impacts (tons/year)									
				Alt. 1	Alt. 2	Alt. 3	Alt. 4	Alt. 6A	Alt. 5	Alt. 6 ^{b/}	Alt. 7	Alt. 6B	Alt. 8
				No Action	Engine Only	Class 8 Tractors	Engines & Classes 7-8 Tractors	15% below Preferred Alternative Stringency	Engines, Classes 7-8 Tractors, & Classes 2b-3	Engines, Tractors, & Classes 2b-8	Engines, Tractors, & Trailers	20% above Preferred Alternative Stringency	Accelerated Hybrid Adoption
Tioga County, PA	Ozone	Maintenance	100	0.00	0.00	-0.05	-0.05	-0.05	-0.05	-0.05	-0.05	-0.05	-0.05
Toledo, OH	Ozone	Maintenance	100	0.00	0.01	-0.50	-0.51	-0.51	-0.51	-0.51	-0.51	-0.51	-0.51
Toms River, NJ	CO	Maintenance	100	0.00	0.00	-0.02	-0.02	-0.02	-0.02	-0.02	-0.02	-0.02	-0.02
Tooele County, UT	SO _x	Nonattainment	100	0.00	0.00	-0.08	-0.08	-0.08	-0.08	-0.08	-0.08	-0.08	-0.08
Trenton, NJ	CO	Maintenance	100	0.00	0.00	-0.06	-0.06	-0.06	-0.06	-0.06	-0.06	-0.06	-0.06
Trona, CA	PM ₁₀	Moderate	100	0.00	0.00	0.00	0.00	0.00	0.00	0.00	0.00	0.00	0.00
Tucson, AZ	CO	Maintenance	100	0.00	0.01	-0.53	-0.54	-0.54	-0.54	-0.54	-0.54	-0.54	-0.54
Utah County, UT	PM ₁₀	Moderate	100	0.00	0.00	-0.21	-0.22	-0.22	-0.22	-0.22	-0.22	-0.22	-0.22
Vancouver, WA	CO	Maintenance	100	0.00	0.00	-0.24	-0.25	-0.25	-0.25	-0.25	-0.25	-0.25	-0.25
Ventura County, CA	Ozone	Serious	50	0.00	0.01	-0.33	-0.33	-0.33	-0.33	-0.33	-0.33	-0.33	-0.33
Vermillion County, IN	PM ₁₀	Maintenance	100	0.00	0.00	-0.01	-0.01	-0.01	-0.01	-0.01	-0.01	-0.01	-0.01
Vigo County, IN	SO _x	Maintenance	100	0.00	0.00	-0.11	-0.11	-0.11	-0.11	-0.11	-0.11	-0.11	-0.11
Wallula, WA	PM ₁₀	Maintenance	100	0.00	0.00	0.00	0.00	0.00	0.00	0.00	0.00	0.00	0.00
Waltham, MA	CO	Maintenance	100	0.00	0.00	-0.03	-0.03	-0.03	-0.03	-0.03	-0.03	-0.03	-0.03
Warren County, NJ	SO _x	Maintenance	100	0.00	0.00	-0.03	-0.03	-0.03	-0.03	-0.03	-0.03	-0.03	-0.03
Warren County, PA	SO _x	Nonattainment	100	0.00	0.00	-0.01	-0.01	-0.01	-0.01	-0.01	-0.01	-0.01	-0.01
Washington County (Hagerstown), MD	Ozone	Former Subpart 1	50	0.00	0.00	-0.12	-0.12	-0.12	-0.12	-0.12	-0.12	-0.12	-0.12
Washington, DC-MD-VA	CO	Maintenance	100	0.00	0.08	-4.58	-4.66	-4.65	-4.65	-4.65	-4.65	-4.65	-4.63
Washington, DC-MD-VA	Ozone	Moderate	50	0.00	0.08	-4.58	-4.66	-4.65	-4.65	-4.65	-4.65	-4.65	-4.63
Washington, DC-MD-VA	PM _{2.5}	Nonattainment	100	0.00	0.08	-4.58	-4.66	-4.65	-4.65	-4.65	-4.65	-4.65	-4.63
Washoe County, NV	PM ₁₀	Serious	70	0.00	0.00	-0.11	-0.11	-0.11	-0.11	-0.11	-0.11	-0.11	-0.11
Waterford Township (Washington County), OH	SO _x	Maintenance	100	0.00	0.00	-0.01	-0.01	-0.01	-0.01	-0.01	-0.01	-0.01	-0.01
Wayne County, IN	SO _x	Maintenance	100	0.00	0.00	-0.07	-0.07	-0.07	-0.07	-0.07	-0.07	-0.07	-0.07
Wayne County, MI	PM ₁₀	Maintenance	100	0.00	0.00	-0.09	-0.09	-0.09	-0.09	-0.09	-0.09	-0.09	-0.09
Weirton, WV	PM ₁₀	Maintenance	100	0.00	0.00	-0.01	-0.01	-0.01	-0.01	-0.01	-0.01	-0.01	-0.01
Weirton, WV	SO _x	Maintenance	100	0.00	0.00	-0.01	-0.01	-0.01	-0.01	-0.01	-0.01	-0.01	-0.01
Wheeling, WV-OH	Ozone	Maintenance	100	0.00	0.01	-0.34	-0.34	-0.34	-0.34	-0.34	-0.34	-0.34	-0.34
Wheeling, WV-OH	PM _{2.5}	Nonattainment	100	0.00	0.01	-0.34	-0.34	-0.34	-0.34	-0.34	-0.34	-0.34	-0.34
Winston-Salem, NC	CO	Maintenance	100	0.00	0.01	-0.31	-0.32	-0.32	-0.32	-0.32	-0.32	-0.32	-0.32
Worcester, MA	CO	Maintenance	100	0.00	0.00	-0.16	-0.16	-0.16	-0.16	-0.16	-0.16	-0.16	-0.16
Yakima County, WA	PM ₁₀	Maintenance	100	0.00	0.00	-0.07	-0.07	-0.07	-0.07	-0.07	-0.07	-0.07	-0.07
Yakima, WA	CO	Maintenance	100	0.00	0.00	-0.03	-0.03	-0.03	-0.03	-0.03	-0.03	-0.03	-0.03
York, PA	Ozone	Maintenance	100	0.00	0.01	-0.57	-0.58	-0.58	-0.58	-0.58	-0.58	-0.58	-0.58
York, PA	PM _{2.5}	Nonattainment	100	0.00	0.01	-0.57	-0.58	-0.58	-0.58	-0.58	-0.58	-0.58	-0.58
Youngstown-Warren-Sharon, OH-PA	Ozone	Maintenance	100	0.00	0.01	-0.65	-0.66	-0.66	-0.66	-0.66	-0.66	-0.66	-0.66
Yuma, AZ	PM ₁₀	Moderate	100	0.00	0.00	-0.15	-0.15	-0.15	-0.15	-0.15	-0.15	-0.15	-0.15

^{a/} Negative emissions changes indicate reductions; positive emissions changes are increases. Values of less than 0.005 tons/year are rounded to zero.

^{b/} Preferred Alternative

^{c/} Pollutants for which the area is designated nonattainment or maintenance as of 2010. Source: 40 CFR 81.

^{d/} Emissions thresholds in tons/year of: CO in CO maintenance and nonattainment areas; VOC or NO_x in ozone maintenance and nonattainment areas; primary PM_{2.5} in PM_{2.5} maintenance and nonattainment areas; primary PM₁₀ in PM₁₀ maintenance and nonattainment areas; and SO₂ in SO₂ maintenance and nonattainment areas. Source: 40 CFR § 93.153. These thresholds are provided for information only; a general conformity determination is not required for the proposed actions. (See section 3.3.1.)

Source: EPA (U.S. Environmental Protection Agency). 2010. The Green Book Nonattainment Areas. Washington, District of Columbia. Last Revised: June 16, 2010. U.S. Environmental Protection Agency. Available: <http://www.epa.gov/oaqps001/greenbk/>. Accessed: August 6, 2010.

Table D2-6 Emission Changes <u>a/</u> (for Cumulative Impacts) by Nonattainment Area with Alternative Standards for HD Vehicles Acrolein 2050														
Nonattainment Area	Pollutant	Status <u>c/</u>	General Conformity Threshold <u>d/</u>	Emissions Changes for Cumulative Impacts (tons/year)										
				Alt. 1	Alt. 2	Alt. 3	Alt. 4	Alt. 6A	Alt. 5	Alt. 6 <u>b/</u>	Alt. 7	Alt. 6B	Alt. 8	
				No Action	Engine Only	Class 8 Tractors	Engines & Classes 7-8 Tractors	15% below Preferred Alternative Stringency	Engines, Classes 7-8 Tractors, & Classes 2b-3	Engines, Tractors, & Classes 2b-8	Engines, Tractors, & Truck, & Trailers	20% above Preferred Alternative Stringency	Accelerated Hybrid Adoption	
Addison Township (Gallia County), OH	SO _x	Maintenance	100	0.00	0.00	0.00	0.00	0.00	0.00	0.00	0.00	0.00	0.00	0.00
Ajo (Pima County), AZ	PM ₁₀	Moderate	100	0.00	0.00	-0.01	-0.01	-0.01	-0.01	-0.01	-0.01	-0.01	-0.01	-0.01
Ajo (Pima County), AZ	SO _x	Maintenance	100	0.00	0.00	-0.01	-0.01	-0.01	-0.01	-0.01	-0.01	-0.01	-0.01	-0.01
Albany-Schenectady-Troy, NY	Ozone	Former Subpart 1	50	0.00	0.01	-0.71	-0.72	-0.72	-0.72	-0.72	-0.72	-0.72	-0.72	-0.72
Albuquerque, NM	CO	Maintenance	100	0.00	0.01	-0.56	-0.57	-0.57	-0.57	-0.57	-0.57	-0.57	-0.57	-0.57
Allegan County, MI	Ozone	Former Subpart 1	50	0.00	0.00	-0.26	-0.27	-0.27	-0.27	-0.27	-0.27	-0.27	-0.27	-0.27
Allentown-Bethlehem-Easton, PA	Ozone	Maintenance	100	0.00	0.01	-0.63	-0.64	-0.64	-0.64	-0.64	-0.64	-0.64	-0.64	-0.64
Altoona, PA	Ozone	Maintenance	100	0.00	0.00	-0.10	-0.10	-0.10	-0.10	-0.10	-0.10	-0.10	-0.10	-0.10
Amador and Calaveras Counties (Central Mountain), CA	Ozone	Former Subpart 1	50	0.00	0.00	-0.12	-0.12	-0.12	-0.12	-0.12	-0.12	-0.12	-0.12	-0.12
Anchorage, AK	CO	Maintenance	100	0.00	0.00	-0.07	-0.07	-0.07	-0.07	-0.07	-0.07	-0.07	-0.07	-0.07
Anthony, NM	PM ₁₀	Moderate	100	0.00	0.00	-0.01	-0.01	-0.01	-0.01	-0.01	-0.01	-0.01	-0.01	-0.01
Armstrong County, PA	SO _x	Nonattainment	100	0.00	0.00	0.00	0.00	0.00	0.00	0.00	0.00	0.00	0.00	0.00
Aspen, CO	PM ₁₀	Maintenance	100	0.00	0.00	-0.01	-0.01	-0.01	-0.01	-0.01	-0.01	-0.01	-0.01	-0.01
Atlanta, GA	Ozone	Moderate	50	0.00	0.23	-15.29	-15.55	-15.55	-15.55	-15.55	-15.55	-15.55	-15.55	-15.55
Atlanta, GA	PM _{2.5}	Nonattainment	100	0.00	0.23	-15.29	-15.55	-15.55	-15.55	-15.55	-15.55	-15.55	-15.55	-15.55
Atlantic City, NJ	CO	Maintenance	100	0.00	0.00	-0.01	-0.02	-0.02	-0.02	-0.02	-0.02	-0.02	-0.02	-0.02
Bakersfield, CA	CO	Maintenance	100	0.00	0.01	-0.39	-0.40	-0.40	-0.40	-0.40	-0.40	-0.40	-0.40	-0.40
Baltimore, MD	CO	Maintenance	100	0.00	0.05	-2.99	-3.04	-3.04	-3.04	-3.04	-3.04	-3.04	-3.04	-3.04
Baltimore, MD	Ozone	Moderate	50	0.00	0.05	-2.99	-3.04	-3.04	-3.04	-3.04	-3.04	-3.04	-3.04	-3.04
Baltimore, MD	PM _{2.5}	Nonattainment	100	0.00	0.05	-2.99	-3.04	-3.04	-3.04	-3.04	-3.04	-3.04	-3.04	-3.04
Baton Rouge, LA	Ozone	Moderate	50	0.00	0.01	-0.82	-0.84	-0.84	-0.84	-0.84	-0.84	-0.84	-0.84	-0.84
Beaumont-Port Arthur, TX	Ozone	Moderate	50	0.00	0.01	-0.45	-0.46	-0.46	-0.46	-0.46	-0.46	-0.46	-0.46	-0.46
Benton County, TN	SO _x	Maintenance	100	0.00	0.00	0.00	0.00	0.00	0.00	0.00	0.00	0.00	0.00	0.00
Benton Harbor, MI	Ozone	Maintenance	100	0.00	0.00	-0.27	-0.27	-0.27	-0.27	-0.27	-0.27	-0.27	-0.27	-0.27
Benzie County, MI	Ozone	Maintenance	100	0.00	0.00	-0.04	-0.04	-0.04	-0.04	-0.04	-0.04	-0.04	-0.04	-0.04
Berkeley and Jefferson Counties, WV	Ozone	Maintenance	100	0.00	0.00	-0.26	-0.26	-0.26	-0.26	-0.26	-0.26	-0.26	-0.26	-0.26
Billings, MT	CO	Maintenance	100	0.00	0.00	-0.08	-0.09	-0.09	-0.09	-0.09	-0.09	-0.09	-0.09	-0.09
Birmingham, AL	Ozone	Maintenance	100	0.00	0.03	-1.78	-1.81	-1.81	-1.81	-1.81	-1.81	-1.81	-1.81	-1.81
Birmingham, AL	PM _{2.5}	Nonattainment	100	0.00	0.03	-1.78	-1.81	-1.81	-1.81	-1.81	-1.81	-1.81	-1.81	-1.81
Boise-Northern Ada County, ID	CO	Maintenance	100	0.00	0.01	-0.67	-0.68	-0.68	-0.68	-0.68	-0.68	-0.68	-0.68	-0.68
Boise-Northern Ada County, ID	PM ₁₀	Maintenance	100	0.00	0.01	-0.67	-0.68	-0.68	-0.68	-0.68	-0.68	-0.68	-0.68	-0.68
Bonner County (Sandpoint), ID	PM ₁₀	Moderate	100	0.00	0.00	-0.02	-0.02	-0.02	-0.02	-0.02	-0.02	-0.02	-0.02	-0.02
Boston, MA	CO	Maintenance	100	0.00	0.01	-0.64	-0.65	-0.65	-0.65	-0.65	-0.65	-0.65	-0.65	-0.65
Boston-Lawrence-Worcester (eastern MA), MA	Ozone	Moderate	50	0.00	0.07	-4.25	-4.32	-4.32	-4.32	-4.32	-4.32	-4.32	-4.32	-4.32
Boston-Manchester-Portsmouth (southeast NH), NH	Ozone	Moderate	50	0.00	0.01	-0.68	-0.69	-0.69	-0.69	-0.69	-0.69	-0.69	-0.69	-0.69
Boyd County (part), KY	SO _x	Maintenance	100	0.00	0.00	-0.01	-0.01	-0.01	-0.01	-0.01	-0.01	-0.01	-0.01	-0.01
Buffalo-Niagara Falls, NY	Ozone	Former Subpart 1	50	0.00	0.01	-0.65	-0.66	-0.66	-0.66	-0.66	-0.66	-0.66	-0.66	-0.66
Burlington, NJ	CO	Maintenance	100	0.00	0.00	-0.01	-0.01	-0.01	-0.01	-0.01	-0.01	-0.01	-0.01	-0.01
Butte, MT	PM ₁₀	Moderate	100	0.00	0.00	-0.03	-0.03	-0.03	-0.03	-0.03	-0.03	-0.03	-0.03	-0.03
Canon City, CO	PM ₁₀	Maintenance	100	0.00	0.00	-0.02	-0.02	-0.02	-0.02	-0.02	-0.02	-0.02	-0.02	-0.02
Canton-Massillon, OH	Ozone	Maintenance	100	0.00	0.01	-0.67	-0.68	-0.68	-0.68	-0.68	-0.68	-0.68	-0.68	-0.68
Canton-Massillon, OH	PM _{2.5}	Nonattainment	100	0.00	0.01	-0.67	-0.68	-0.68	-0.68	-0.68	-0.68	-0.68	-0.68	-0.68
Case County, MI	Ozone	Maintenance	100	0.00	0.00	-0.07	-0.07	-0.07	-0.07	-0.07	-0.07	-0.07	-0.07	-0.07

Table D2-6 Emission Changes <u>a/</u> (for Cumulative Impacts) by Nonattainment Area with Alternative Standards for HD Vehicles Acrolein 2050														
Nonattainment Area	Pollutant	Status <u>c/</u>	General Conformity Threshold <u>d/</u>	Emissions Changes for Cumulative Impacts (tons/year)										
				Alt. 1	Alt. 2	Alt. 3	Alt. 4	Alt. 6A	Alt. 5	Alt. 6 <u>b/</u>	Alt. 7	Alt. 6B	Alt. 8	
				No Action	Engine Only	Class 8 Tractors	Engines & Classes 7-8 Tractors	15% below Preferred Alternative Stringency	Engines, Classes 7-8 Tractors, & Classes 2b-3	Engines, Tractors, & Classes 2b-8	Engines, Tractors, & Truckers, Trailers	20% above Preferred Alternative Stringency	Accelerated Hybrid Adoption	
Center Township (Morgan County), OH	SO _x	Maintenance	100	0.00	0.00	0.00	0.00	0.00	0.00	0.00	0.00	0.00	0.00	0.00
Central Steptoe Valley (White Pine County), NV	SO _x	Maintenance	100	0.00	0.00	0.00	0.00	0.00	0.00	0.00	0.00	0.00	0.00	0.00
Charleston, WV	Ozone	Maintenance	100	0.00	0.01	-0.72	-0.73	-0.73	-0.73	-0.73	-0.73	-0.73	-0.73	-0.73
Charleston, WV	PM _{2.5}	Nonattainment	100	0.00	0.01	-0.72	-0.73	-0.73	-0.73	-0.73	-0.73	-0.73	-0.73	-0.73
Charlotte, NC	CO	Maintenance	100	0.00	0.01	-0.84	-0.85	-0.85	-0.85	-0.85	-0.85	-0.85	-0.85	-0.85
Charlotte-Gastonia-Rock Hill, NC-SC	Ozone	Moderate	50	0.00	0.03	-1.91	-1.94	-1.94	-1.94	-1.94	-1.94	-1.94	-1.94	-1.94
Chattanooga, TN-GA-AL	PM _{2.5}	Nonattainment	100	0.00	0.01	-0.65	-0.66	-0.66	-0.66	-0.66	-0.66	-0.66	-0.66	-0.66
Chattanooga, TN-GA	Ozone	Former Subpart 1	50	0.00	0.01	-0.61	-0.62	-0.62	-0.62	-0.62	-0.62	-0.62	-0.62	-0.62
Chicago-Gary-Lake County, IL-IN	Ozone	Moderate	50	0.00	0.32	-21.05	-21.40	-21.40	-21.40	-21.40	-21.40	-21.40	-21.40	-21.40
Chicago-Gary-Lake County, IL-IN	PM _{2.5}	Nonattainment	100	0.00	0.32	-21.05	-21.40	-21.40	-21.40	-21.40	-21.40	-21.40	-21.40	-21.40
Chico, CA	CO	Maintenance	100	0.00	0.00	-0.26	-0.27	-0.27	-0.27	-0.27	-0.27	-0.27	-0.27	-0.27
Chico, CA	Ozone	Former Subpart 1	50	0.00	0.00	-0.26	-0.27	-0.27	-0.27	-0.27	-0.27	-0.27	-0.27	-0.27
Cincinnati-Hamilton, OH-KY-IN	Ozone	Former Subpart 1	50	0.00	0.08	-4.97	-5.06	-5.06	-5.06	-5.06	-5.06	-5.06	-5.06	-5.06
Cincinnati-Hamilton, OH-KY-IN	PM _{2.5}	Nonattainment	100	0.00	0.08	-4.97	-5.06	-5.06	-5.06	-5.06	-5.06	-5.06	-5.06	-5.06
Clairton & 4 Boroughs, PA	PM ₁₀	Maintenance	100	0.00	0.00	-0.01	-0.01	-0.01	-0.01	-0.01	-0.01	-0.01	-0.01	-0.01
Clark County, NV	PM ₁₀	Serious	70	0.00	0.00	-0.22	-0.22	-0.22	-0.22	-0.22	-0.22	-0.22	-0.22	-0.22
Clarksville-Hopkinsville, TN-KY	Ozone	Maintenance	100	0.00	0.01	-0.41	-0.42	-0.42	-0.42	-0.42	-0.42	-0.42	-0.42	-0.42
Clearfield and Indiana Counties, PA	Ozone	Maintenance	100	0.00	0.01	-0.34	-0.35	-0.35	-0.35	-0.35	-0.35	-0.35	-0.35	-0.35
Cleveland, OH	CO	Maintenance	100	0.00	0.01	-0.96	-0.98	-0.98	-0.98	-0.98	-0.98	-0.98	-0.98	-0.98
Cleveland-Akron-Lorain, OH	Ozone	Maintenance	100	0.00	0.10	-6.47	-6.58	-6.58	-6.58	-6.58	-6.58	-6.58	-6.58	-6.58
Cleveland-Akron-Lorain, OH	PM _{2.5}	Nonattainment	100	0.00	0.10	-6.47	-6.58	-6.58	-6.58	-6.58	-6.58	-6.58	-6.58	-6.58
Coachella Valley, CA	PM ₁₀	Serious	70	0.00	0.01	-0.41	-0.42	-0.42	-0.42	-0.42	-0.42	-0.42	-0.42	-0.42
Colbert County, AL	SO _x	Maintenance	100	0.00	0.00	-0.06	-0.06	-0.06	-0.06	-0.06	-0.06	-0.06	-0.06	-0.06
Colorado Springs, CO	CO	Maintenance	100	0.00	0.01	-0.45	-0.45	-0.45	-0.45	-0.45	-0.45	-0.45	-0.45	-0.45
Columbia Falls, MT	PM ₁₀	Moderate	100	0.00	0.00	-0.01	-0.01	-0.01	-0.01	-0.01	-0.01	-0.01	-0.01	-0.01
Columbia, SC	Ozone	Former Subpart 1	50	0.00	0.01	-0.88	-0.90	-0.90	-0.90	-0.90	-0.90	-0.90	-0.90	-0.90
Columbus, OH	Ozone	Maintenance	100	0.00	0.07	-4.79	-4.87	-4.87	-4.87	-4.87	-4.87	-4.87	-4.87	-4.87
Columbus, OH	PM _{2.5}	Nonattainment	100	0.00	0.07	-4.79	-4.87	-4.87	-4.87	-4.87	-4.87	-4.87	-4.87	-4.87
Conewango Township (Warren County), PA	SO _x	Maintenance	100	0.00	0.00	0.00	0.00	0.00	0.00	0.00	0.00	0.00	0.00	0.00
Coso Junction, CA	PM ₁₀	Moderate	100	0.00	0.00	0.00	0.00	0.00	0.00	0.00	0.00	0.00	0.00	0.00
Cuyahoga County, OH	PM ₁₀	Maintenance	100	0.00	0.03	-1.77	-1.80	-1.80	-1.80	-1.80	-1.80	-1.80	-1.80	-1.80
Cuyahoga County, OH	SO _x	Maintenance	100	0.00	0.03	-1.77	-1.80	-1.80	-1.80	-1.80	-1.80	-1.80	-1.80	-1.80
Dallas-Fort Worth, TX	Ozone	Moderate	50	0.00	0.07	-4.71	-4.79	-4.79	-4.79	-4.79	-4.79	-4.79	-4.79	-4.79
Dayton-Springfield, OH	Ozone	Maintenance	100	0.00	0.03	-1.95	-1.98	-1.98	-1.98	-1.98	-1.98	-1.98	-1.98	-1.98
Dayton-Springfield, OH	PM _{2.5}	Nonattainment	100	0.00	0.03	-1.95	-1.98	-1.98	-1.98	-1.98	-1.98	-1.98	-1.98	-1.98
Denver Metro, CO	PM ₁₀	Maintenance	100	0.00	0.03	-2.12	-2.16	-2.16	-2.16	-2.16	-2.16	-2.16	-2.16	-2.16
Denver-Boulder, CO	CO	Maintenance	100	0.00	0.03	-2.02	-2.05	-2.05	-2.05	-2.05	-2.05	-2.05	-2.05	-2.05
Denver-Boulder-Greeley-Fort Collins-Loveland, CO	Ozone	Former Subpart 1	50	0.00	0.04	-2.68	-2.73	-2.73	-2.73	-2.73	-2.73	-2.73	-2.73	-2.73
Detroit, MI	CO	Maintenance	100	0.00	0.03	-2.27	-2.31	-2.31	-2.31	-2.31	-2.31	-2.31	-2.31	-2.31
Detroit-Ann Arbor, MI	Ozone	Maintenance	100	0.00	0.24	-15.47	-15.72	-15.72	-15.72	-15.72	-15.72	-15.72	-15.72	-15.72
Detroit-Ann Arbor, MI	PM _{2.5}	Nonattainment	100	0.00	0.24	-15.47	-15.72	-15.72	-15.72	-15.72	-15.72	-15.72	-15.72	-15.72
Door County, WI	Ozone	Former Subpart 1	50	0.00	0.00	-0.06	-0.06	-0.06	-0.06	-0.06	-0.06	-0.06	-0.06	-0.06
Douglas (Cochise County), AZ	PM ₁₀	Moderate	100	0.00	0.00	-0.07	-0.07	-0.07	-0.07	-0.07	-0.07	-0.07	-0.07	-0.07

Nonattainment Area	Pollutant	Status <u>c/</u>	General Conformity Threshold <u>d/</u>	Emissions Changes for Cumulative Impacts (tons/year)										
				Alt. 1	Alt. 2	Alt. 3	Alt. 4	Alt. 6A	Alt. 5	Alt. 6 <u>b/</u>	Alt. 7	Alt. 6B	Alt. 8	
				No Action	Engine Only	Class 8 Tractors	Engines & Classes 7-8 Tractors	15% below Preferred Alternative Stringency	Engines, Classes 7-8 Tractors, & Classes 2b-3	Engines, Tractors, & Classes 2b-8	Engines, Tractors, & Truck, & Trailers	20% above Preferred Alternative Stringency	Accelerated Hybrid Adoption	
Douglas (Cochise County), AZ	SO _x	Maintenance	100	0.00	0.00	-0.07	-0.07	-0.07	-0.07	-0.07	-0.07	-0.07	-0.07	-0.07
Duluth, MN	CO	Maintenance	100	0.00	0.00	-0.08	-0.08	-0.08	-0.08	-0.08	-0.08	-0.08	-0.08	-0.08
Eagle River, AK	PM ₁₀	Moderate	100	0.00	0.00	0.00	0.00	0.00	0.00	0.00	0.00	0.00	0.00	0.00
East Chicago, IN	CO	Maintenance	100	0.00	0.00	-0.24	-0.24	-0.24	-0.24	-0.24	-0.24	-0.24	-0.24	-0.24
East Chicago, IN	PM ₁₀	Maintenance	100	0.00	0.00	-0.24	-0.24	-0.24	-0.24	-0.24	-0.24	-0.24	-0.24	-0.24
East Helena Area (Lewis and Clark County), MT	SO _x	Nonattainment	100	0.00	0.00	0.00	0.00	0.00	0.00	0.00	0.00	0.00	0.00	0.00
El Paso County, TX	PM ₁₀	Moderate	100	0.00	0.00	-0.25	-0.25	-0.25	-0.25	-0.25	-0.25	-0.25	-0.25	-0.25
El Paso, TX	CO	Maintenance	100	0.00	0.00	-0.02	-0.02	-0.02	-0.02	-0.02	-0.02	-0.02	-0.02	-0.02
Erie, PA	Ozone	Maintenance	100	0.00	0.00	-0.30	-0.30	-0.30	-0.30	-0.30	-0.30	-0.30	-0.30	-0.30
Essex County (Whiteface Mountain), NY	Ozone	Former Subpart 1	50	0.00	0.00	0.00	0.00	0.00	0.00	0.00	0.00	0.00	0.00	0.00
Eugene-Springfield, OR	CO	Maintenance	100	0.00	0.01	-0.41	-0.42	-0.42	-0.42	-0.42	-0.42	-0.42	-0.42	-0.42
Eugene-Springfield, OR	PM ₁₀	Moderate	100	0.00	0.01	-0.41	-0.42	-0.42	-0.42	-0.42	-0.42	-0.42	-0.42	-0.42
Evansville, IN	Ozone	Maintenance	100	0.00	0.01	-0.88	-0.89	-0.89	-0.89	-0.89	-0.89	-0.89	-0.89	-0.89
Evansville, IN	PM _{2.5}	Nonattainment	100	0.00	0.01	-0.88	-0.89	-0.89	-0.89	-0.89	-0.89	-0.89	-0.89	-0.89
Fairbanks, AK	CO	Maintenance	100	0.00	0.00	-0.02	-0.02	-0.02	-0.02	-0.02	-0.02	-0.02	-0.02	-0.02
Fayetteville, NC	Ozone	Former Subpart 1	50	0.00	0.00	-0.29	-0.29	-0.29	-0.29	-0.29	-0.29	-0.29	-0.29	-0.29
Flathead County; Whitefish and vicinity, MT	PM ₁₀	Moderate	100	0.00	0.00	-0.01	-0.01	-0.01	-0.01	-0.01	-0.01	-0.01	-0.01	-0.01
Flint, MI	Ozone	Maintenance	100	0.00	0.01	-0.83	-0.85	-0.85	-0.85	-0.85	-0.85	-0.85	-0.85	-0.85
Follansbee, WV	PM ₁₀	Maintenance	100	0.00	0.00	0.00	0.00	0.00	0.00	0.00	0.00	0.00	0.00	0.00
Fort Collins, CO	CO	Maintenance	100	0.00	0.00	-0.15	-0.16	-0.16	-0.16	-0.16	-0.16	-0.16	-0.16	-0.16
Fort Hall Reservation, ID	PM ₁₀	Moderate	100	0.00	0.00	0.00	0.00	0.00	0.00	0.00	0.00	0.00	0.00	0.00
Fort Wayne, IN	Ozone	Maintenance	100	0.00	0.01	-0.52	-0.53	-0.53	-0.53	-0.53	-0.53	-0.53	-0.53	-0.53
Franklin County, PA	Ozone	Maintenance	100	0.00	0.00	-0.24	-0.25	-0.25	-0.25	-0.25	-0.25	-0.25	-0.25	-0.25
Franklin Township (Coshocton County), OH	SO _x	Maintenance	100	0.00	0.00	0.00	0.00	0.00	0.00	0.00	0.00	0.00	0.00	0.00
Frederick County, VA	Ozone	Former Subpart 1	50	0.00	0.00	-0.15	-0.15	-0.15	-0.15	-0.15	-0.15	-0.15	-0.15	-0.15
Fredericksburg, VA	Ozone	Maintenance	100	0.00	0.00	-0.30	-0.31	-0.31	-0.31	-0.31	-0.31	-0.31	-0.31	-0.31
Freehold, NJ	CO	Maintenance	100	0.00	0.00	-0.01	-0.01	-0.01	-0.01	-0.01	-0.01	-0.01	-0.01	-0.01
Fresno, CA	CO	Maintenance	100	0.00	0.01	-0.48	-0.49	-0.49	-0.49	-0.49	-0.49	-0.49	-0.49	-0.49
Grand Rapids, MI	Ozone	Maintenance	100	0.00	0.02	-1.42	-1.45	-1.45	-1.45	-1.45	-1.45	-1.45	-1.45	-1.45
Granite City, Nameoki Townships, IL	PM ₁₀	Maintenance	100	0.00	0.00	-0.05	-0.05	-0.05	-0.05	-0.05	-0.05	-0.05	-0.05	-0.05
Grant County, NM	SO _x	Maintenance	100	0.00	0.00	0.00	0.00	0.00	0.00	0.00	0.00	0.00	0.00	0.00
Grants Pass, OR	CO	Maintenance	100	0.00	0.00	-0.03	-0.04	-0.04	-0.04	-0.04	-0.04	-0.04	-0.04	-0.04
Grants Pass, OR	PM ₁₀	Maintenance	100	0.00	0.00	-0.03	-0.04	-0.04	-0.04	-0.04	-0.04	-0.04	-0.04	-0.04
Great Falls, MT	CO	Maintenance	100	0.00	0.00	-0.02	-0.02	-0.02	-0.02	-0.02	-0.02	-0.02	-0.02	-0.02
Greater Connecticut, CT	Ozone	Moderate	50	0.00	0.01	-0.82	-0.84	-0.84	-0.84	-0.84	-0.84	-0.84	-0.84	-0.84
Greeley, CO	CO	Maintenance	100	0.00	0.00	-0.12	-0.12	-0.12	-0.12	-0.12	-0.12	-0.12	-0.12	-0.12
Green Bay, WI	SO _x	Maintenance	100	0.00	0.00	-0.14	-0.15	-0.15	-0.15	-0.15	-0.15	-0.15	-0.15	-0.15
Greene County, IN	Ozone	Maintenance	100	0.00	0.00	-0.07	-0.07	-0.07	-0.07	-0.07	-0.07	-0.07	-0.07	-0.07
Greene County, PA	Ozone	Maintenance	100	0.00	0.00	-0.04	-0.04	-0.04	-0.04	-0.04	-0.04	-0.04	-0.04	-0.04
Greensboro-Winston Salem-High Point, NC	Ozone	Marginal	50	0.00	0.04	-2.44	-2.48	-2.48	-2.48	-2.48	-2.48	-2.48	-2.48	-2.48
Greensboro-Winston salem-High Point, NC	PM _{2.5}	Nonattainment	100	0.00	0.04	-2.44	-2.48	-2.48	-2.48	-2.48	-2.48	-2.48	-2.48	-2.48
Greenville-Spartanburg-Anderson, SC	Ozone	Former Subpart 1	50	0.00	0.02	-1.15	-1.17	-1.17	-1.17	-1.17	-1.17	-1.17	-1.17	-1.17
Groveland Township (Tazewell County), IL	SO _x	Maintenance	100	0.00	0.00	-0.03	-0.03	-0.03	-0.03	-0.03	-0.03	-0.03	-0.03	-0.03

Table D2-6 Emission Changes <u>a/</u> (for Cumulative Impacts) by Nonattainment Area with Alternative Standards for HD Vehicles Acrolein 2050														
Nonattainment Area	Pollutant	Status <u>c/</u>	General Conformity Threshold <u>d/</u>	Emissions Changes for Cumulative Impacts (tons/year)										
				Alt. 1	Alt. 2	Alt. 3	Alt. 4	Alt. 6A	Alt. 5	Alt. 6 <u>b/</u>	Alt. 7	Alt. 6B	Alt. 8	
				No Action	Engine Only	Class 8 Tractors	Engines & Classes 7-8 Tractors	15% below Preferred Alternative Stringency	Engines, Classes 7-8 Tractors, & Classes 2b-3	Engines, Tractors, & Classes 2b-8	Engines, Tractors, & Truck, & Trailers	20% above Preferred Alternative Stringency	Accelerated Hybrid Adoption	
Hancock-Knox-Lincoln-Waldo Counties, ME	Ozone	Maintenance	100	0.00	0.00	-0.14	-0.14	-0.14	-0.14	-0.14	-0.14	-0.14	-0.14	-0.14
Harrisburg-Lebanon-Carlisle, PA	Ozone	Maintenance	100	0.00	0.04	-2.63	-2.67	-2.67	-2.67	-2.67	-2.67	-2.67	-2.67	-2.67
Harrisburg-Lebanon-Carlisle, PA	PM _{2.5}	Nonattainment	100	0.00	0.04	-2.63	-2.67	-2.67	-2.67	-2.67	-2.67	-2.67	-2.67	-2.67
Hartford-New Britain-Middletown, CT	CO	Maintenance	100	0.00	0.01	-0.56	-0.57	-0.57	-0.57	-0.57	-0.57	-0.57	-0.57	-0.57
Hayden (Pinal County), AZ	SO _x	Nonattainment	100	0.00	0.00	-0.01	-0.01	-0.01	-0.01	-0.01	-0.01	-0.01	-0.01	-0.01
Hayden/Miami, AZ	PM ₁₀	Moderate	100	0.00	0.00	-0.04	-0.04	-0.04	-0.04	-0.04	-0.04	-0.04	-0.04	-0.04
Haywood and Swain Counties (Great Smoky Mountain NP), NC	Ozone	Maintenance	100	0.00	0.00	-0.01	-0.01	-0.01	-0.01	-0.01	-0.01	-0.01	-0.01	-0.01
Hazelwood, PA	SO _x	Maintenance	100	0.00	0.00	-0.03	-0.03	-0.03	-0.03	-0.03	-0.03	-0.03	-0.03	-0.03
Hickory, NC	PM _{2.5}	Nonattainment	100	0.00	0.00	-0.16	-0.16	-0.16	-0.16	-0.16	-0.16	-0.16	-0.16	-0.16
Hickory-Morgantown-Lenoir, NC	Ozone	Former Subpart 1	50	0.00	0.00	-0.29	-0.29	-0.29	-0.29	-0.29	-0.29	-0.29	-0.29	-0.29
Hollis Township, IL	SO _x	Maintenance	100	0.00	0.00	0.00	0.00	0.00	0.00	0.00	0.00	0.00	0.00	0.00
Houston-Galveston-Brazoria, TX	Ozone	Severe	25	0.00	0.07	-4.42	-4.50	-4.50	-4.50	-4.50	-4.50	-4.50	-4.50	-4.50
Humphreys County, TN	SO _x	Maintenance	100	0.00	0.00	-0.01	-0.01	-0.01	-0.01	-0.01	-0.01	-0.01	-0.01	-0.01
Huntington-Ashland, WV-KY-OH	PM _{2.5}	Nonattainment	100	0.00	0.01	-0.37	-0.37	-0.37	-0.37	-0.37	-0.37	-0.37	-0.37	-0.37
Huntington-Ashland, WV-KY	Ozone	Maintenance	100	0.00	0.00	-0.18	-0.18	-0.18	-0.18	-0.18	-0.18	-0.18	-0.18	-0.18
Huron County, MI	Ozone	Maintenance	100	0.00	0.00	-0.04	-0.05	-0.05	-0.05	-0.05	-0.05	-0.05	-0.05	-0.05
Imperial County, CA	Ozone	Moderate	50	0.00	0.00	-0.23	-0.23	-0.23	-0.23	-0.23	-0.23	-0.23	-0.23	-0.23
Imperial Valley, CA	PM ₁₀	Serious	70	0.00	0.00	-0.23	-0.23	-0.23	-0.23	-0.23	-0.23	-0.23	-0.23	-0.23
Indian Wells, CA	PM ₁₀	Maintenance	100	0.00	0.00	-0.03	-0.03	-0.03	-0.03	-0.03	-0.03	-0.03	-0.03	-0.03
Indianapolis, IN	CO	Maintenance	100	0.00	0.08	-5.12	-5.21	-5.21	-5.21	-5.21	-5.21	-5.21	-5.21	-5.21
Indianapolis, IN	Ozone	Maintenance	100	0.00	0.08	-5.12	-5.21	-5.21	-5.21	-5.21	-5.21	-5.21	-5.21	-5.21
Indianapolis, IN	PM _{2.5}	Nonattainment	100	0.00	0.08	-5.12	-5.21	-5.21	-5.21	-5.21	-5.21	-5.21	-5.21	-5.21
Jackson County, IN	Ozone	Maintenance	100	0.00	0.00	-0.14	-0.15	-0.15	-0.15	-0.15	-0.15	-0.15	-0.15	-0.15
Jamestown, NY	Ozone	Former Subpart 1	50	0.00	0.00	-0.18	-0.18	-0.18	-0.18	-0.18	-0.18	-0.18	-0.18	-0.18
Jefferson County, NY	Ozone	Moderate	50	0.00	0.00	-0.12	-0.12	-0.12	-0.12	-0.12	-0.12	-0.12	-0.12	-0.12
Jefferson County, OH	PM ₁₀	Maintenance	100	0.00	0.00	-0.01	-0.01	-0.01	-0.01	-0.01	-0.01	-0.01	-0.01	-0.01
Johnson City-Kingsport-Bristol, TN	Ozone	Former Subpart 1	50	0.00	0.00	-0.26	-0.26	-0.26	-0.26	-0.26	-0.26	-0.26	-0.26	-0.26
Johnstown, PA	Ozone	Maintenance	100	0.00	0.00	-0.15	-0.15	-0.15	-0.15	-0.15	-0.15	-0.15	-0.15	-0.15
Johnstown, PA	PM _{2.5}	Nonattainment	100	0.00	0.00	-0.15	-0.15	-0.15	-0.15	-0.15	-0.15	-0.15	-0.15	-0.15
Juneau, AK	PM ₁₀	Moderate	100	0.00	0.00	-0.01	-0.01	-0.01	-0.01	-0.01	-0.01	-0.01	-0.01	-0.01
Kalamazoo-Battle Creek, MI	Ozone	Maintenance	100	0.00	0.01	-0.82	-0.83	-0.83	-0.83	-0.83	-0.83	-0.83	-0.83	-0.83
Kalispell, MT	PM ₁₀	Moderate	100	0.00	0.00	-0.04	-0.04	-0.04	-0.04	-0.04	-0.04	-0.04	-0.04	-0.04
Kent and Queen Annes Counties, MD	Ozone	Maintenance	100	0.00	0.00	-0.08	-0.08	-0.08	-0.08	-0.08	-0.08	-0.08	-0.08	-0.08
Kent, WA	PM ₁₀	Maintenance	100	0.00	0.00	-0.03	-0.03	-0.03	-0.03	-0.03	-0.03	-0.03	-0.03	-0.03
Kern County (Eastern Kern), CA	Ozone	Former Subpart 1	50	0.00	0.00	-0.07	-0.07	-0.07	-0.07	-0.07	-0.07	-0.07	-0.07	-0.07
Kewaunee County, WI	Ozone	Maintenance	100	0.00	0.00	-0.04	-0.04	-0.04	-0.04	-0.04	-0.04	-0.04	-0.04	-0.04
King County, WA	PM ₁₀	Maintenance	100	0.00	0.00	-0.01	-0.01	-0.01	-0.01	-0.01	-0.01	-0.01	-0.01	-0.01
Klamath Falls, OR	CO	Maintenance	100	0.00	0.00	-0.08	-0.09	-0.09	-0.09	-0.09	-0.09	-0.09	-0.09	-0.09
Klamath Falls, OR	PM ₁₀	Maintenance	100	0.00	0.00	-0.08	-0.09	-0.09	-0.09	-0.09	-0.09	-0.09	-0.09	-0.09
Knoxville, TN	Ozone	Former Subpart 1	50	0.00	0.05	-3.35	-3.40	-3.40	-3.40	-3.40	-3.40	-3.40	-3.40	-3.40
Knoxville, TN	PM _{2.5}	Nonattainment	100	0.00	0.05	-3.35	-3.40	-3.40	-3.40	-3.40	-3.40	-3.40	-3.40	-3.40
La Porte County, IN	SO _x	Maintenance	100	0.00	0.00	-0.07	-0.07	-0.07	-0.07	-0.07	-0.07	-0.07	-0.07	-0.07
LaGrande, OR	PM ₁₀	Maintenance	100	0.00	0.00	-0.01	-0.01	-0.01	-0.01	-0.01	-0.01	-0.01	-0.01	-0.01

Table D2-6 Emission Changes <u>a/</u> (for Cumulative Impacts) by Nonattainment Area with Alternative Standards for HD Vehicles Acrolein 2050														
Nonattainment Area	Pollutant	Status <u>c/</u>	General Conformity Threshold <u>d/</u>	Emissions Changes for Cumulative Impacts (tons/year)										
				Alt. 1	Alt. 2	Alt. 3	Alt. 4	Alt. 6A	Alt. 5	Alt. 6 <u>b/</u>	Alt. 7	Alt. 6B	Alt. 8	
				No Action	Engine Only	Class 8 Tractors	Engines & Classes 7-8 Tractors	15% below Preferred Alternative Stringency	Engines, Classes 7-8 Tractors, & Classes 2b-3	Engines, Tractors, & Classes 2b-8	Engines, Tractors, & Truck, & Trailers	20% above Preferred Alternative Stringency	Accelerated Hybrid Adoption	
Lake County, IN	SO _x	Maintenance	100	0.00	0.01	-0.34	-0.35	-0.35	-0.35	-0.35	-0.35	-0.35	-0.35	-0.35
Lake County, OH	SO _x	Maintenance	100	0.00	0.00	-0.05	-0.05	-0.05	-0.05	-0.05	-0.05	-0.05	-0.05	-0.05
Lake County, OR	PM ₁₀	Maintenance	100	0.00	0.00	-0.01	-0.01	-0.01	-0.01	-0.01	-0.01	-0.01	-0.01	-0.01
Lake Tahoe North Shore, CA	CO	Maintenance	100	0.00	0.00	-0.02	-0.02	-0.02	-0.02	-0.02	-0.02	-0.02	-0.02	-0.02
Lake Tahoe South Shore, CA	CO	Maintenance	100	0.00	0.00	-0.05	-0.05	-0.05	-0.05	-0.05	-0.05	-0.05	-0.05	-0.05
Lake Tahoe, NV	CO	Maintenance	100	0.00	0.00	-0.01	-0.01	-0.01	-0.01	-0.01	-0.01	-0.01	-0.01	-0.01
Lamar, CO	PM ₁₀	Maintenance	100	0.00	0.00	-0.01	-0.01	-0.01	-0.01	-0.01	-0.01	-0.01	-0.01	-0.01
Lame Deer, MT	PM ₁₀	Moderate	100	0.00	0.00	0.00	0.00	0.00	0.00	0.00	0.00	0.00	0.00	0.00
Lancaster, PA	Ozone	Maintenance	100	0.00	0.02	-1.03	-1.04	-1.04	-1.04	-1.04	-1.04	-1.04	-1.04	-1.04
Lancaster, PA	PM _{2.5}	Nonattainment	100	0.00	0.02	-1.03	-1.04	-1.04	-1.04	-1.04	-1.04	-1.04	-1.04	-1.04
Lane County, OR	PM ₁₀	Moderate	100	0.00	0.00	0.00	0.00	0.00	0.00	0.00	0.00	0.00	0.00	0.00
Lansing-East Lansing, MI	Ozone	Maintenance	100	0.00	0.01	-0.79	-0.80	-0.80	-0.80	-0.80	-0.80	-0.80	-0.80	-0.80
LaPorte, IN	Ozone	Maintenance	100	0.00	0.00	-0.20	-0.20	-0.20	-0.20	-0.20	-0.20	-0.20	-0.20	-0.20
Las Vegas, NV	CO	Serious	100	0.00	0.01	-0.44	-0.45	-0.45	-0.45	-0.45	-0.45	-0.45	-0.45	-0.45
Las Vegas, NV	Ozone	Former Subpart 1	50	0.00	0.01	-0.44	-0.45	-0.45	-0.45	-0.45	-0.45	-0.45	-0.45	-0.45
Lauderdale County, AL	SO _x	Maintenance	100	0.00	0.00	-0.09	-0.09	-0.09	-0.09	-0.09	-0.09	-0.09	-0.09	-0.09
Laurel Area (Yellowstone County), MT	SO _x	Nonattainment	100	0.00	0.00	0.00	0.00	0.00	0.00	0.00	0.00	0.00	0.00	0.00
Libby, MT	PM ₁₀	Moderate	100	0.00	0.00	-0.01	-0.01	-0.01	-0.01	-0.01	-0.01	-0.01	-0.01	-0.01
Libby, MT	PM _{2.5}	Nonattainment	100	0.00	0.00	-0.01	-0.01	-0.01	-0.01	-0.01	-0.01	-0.01	-0.01	-0.01
Liberty-Clairton, PA	PM _{2.5}	Nonattainment	100	0.00	0.00	-0.01	-0.01	-0.01	-0.01	-0.01	-0.01	-0.01	-0.01	-0.01
Lima, OH	Ozone	Maintenance	100	0.00	0.00	-0.16	-0.16	-0.16	-0.16	-0.16	-0.16	-0.16	-0.16	-0.16
Longmont, CO	CO	Maintenance	100	0.00	0.00	-0.08	-0.08	-0.08	-0.08	-0.08	-0.08	-0.08	-0.08	-0.08
Lorain County, OH	SO _x	Maintenance	100	0.00	0.00	-0.06	-0.06	-0.06	-0.06	-0.06	-0.06	-0.06	-0.06	-0.06
Los Angeles South Coast Air Basin, CA	CO	Maintenance	100	0.00	0.62	-40.51	-41.18	-41.18	-41.18	-41.18	-41.19	-41.18	-41.19	-41.18
Los Angeles South Coast Air Basin, CA	NO _x	Maintenance	100	0.00	0.62	-40.51	-41.18	-41.18	-41.18	-41.18	-41.19	-41.18	-41.19	-41.18
Los Angeles South Coast Air Basin, CA	Ozone	Extreme	10	0.00	0.62	-40.51	-41.18	-41.18	-41.18	-41.18	-41.19	-41.18	-41.19	-41.18
Los Angeles South Coast Air Basin, CA	PM ₁₀	Serious	70	0.00	0.62	-40.51	-41.18	-41.18	-41.18	-41.18	-41.19	-41.18	-41.19	-41.18
Los Angeles South Coast Air Basin, CA	PM _{2.5}	Nonattainment	100	0.00	0.62	-40.51	-41.18	-41.18	-41.18	-41.18	-41.19	-41.18	-41.19	-41.18
Los Angeles-San Bernardino Counties (western Mohave), CA	Ozone	Moderate	50	0.00	0.01	-0.39	-0.40	-0.40	-0.40	-0.40	-0.40	-0.40	-0.40	-0.40
Louisville, KY-IN	Ozone	Maintenance	100	0.00	0.05	-3.22	-3.27	-3.27	-3.27	-3.27	-3.27	-3.27	-3.27	-3.27
Louisville, KY-IN	PM _{2.5}	Nonattainment	100	0.00	0.05	-3.22	-3.27	-3.27	-3.27	-3.27	-3.27	-3.27	-3.27	-3.27
Lowell, MA	CO	Maintenance	100	0.00	0.00	-0.10	-0.10	-0.10	-0.10	-0.10	-0.10	-0.10	-0.10	-0.10
Lucas County, OH	SO _x	Maintenance	100	0.00	0.00	-0.32	-0.33	-0.33	-0.33	-0.33	-0.33	-0.33	-0.33	-0.33
Lyons Township, IL	PM ₁₀	Maintenance	100	0.00	0.00	-0.08	-0.08	-0.08	-0.08	-0.08	-0.08	-0.08	-0.08	-0.08
Macon, GA	Ozone	Maintenance	100	0.00	0.00	-0.27	-0.27	-0.27	-0.27	-0.27	-0.27	-0.27	-0.27	-0.27
Macon, GA	PM _{2.5}	Nonattainment	100	0.00	0.00	-0.27	-0.27	-0.27	-0.27	-0.27	-0.27	-0.27	-0.27	-0.27
Madison and Page Counties (Shenandoah NP), VA	Ozone	Maintenance	100	0.00	0.00	0.00	0.00	0.00	0.00	0.00	0.00	0.00	0.00	0.00
Madison, WI	SO _x	Maintenance	100	0.00	0.01	-0.36	-0.37	-0.37	-0.37	-0.37	-0.37	-0.37	-0.37	-0.37
Mammoth Lake, CA	PM ₁₀	Moderate	100	0.00	0.00	-0.01	-0.01	-0.01	-0.01	-0.01	-0.01	-0.01	-0.01	-0.01
Manchester, NH	CO	Maintenance	100	0.00	0.00	-0.06	-0.06	-0.06	-0.06	-0.06	-0.06	-0.06	-0.06	-0.06
Manitowoc County, WI	Ozone	Former Subpart 1	50	0.00	0.00	-0.19	-0.19	-0.19	-0.19	-0.19	-0.19	-0.19	-0.19	-0.19
Marion County, IN	SO _x	Maintenance	100	0.00	0.01	-0.33	-0.33	-0.33	-0.33	-0.33	-0.33	-0.33	-0.33	-0.33
Mariposa and Tuolumne Counties (Southern Mountain), CA	Ozone	Former Subpart 1	50	0.00	0.00	-0.07	-0.07	-0.07	-0.07	-0.07	-0.07	-0.07	-0.07	-0.07

Table D2-6 Emission Changes <u>a/</u> (for Cumulative Impacts) by Nonattainment Area with Alternative Standards for HD Vehicles Acrolein 2050														
Nonattainment Area	Pollutant	Status <u>c/</u>	General Conformity Threshold <u>d/</u>	Emissions Changes for Cumulative Impacts (tons/year)										
				Alt. 1	Alt. 2	Alt. 3	Alt. 4	Alt. 6A	Alt. 5	Alt. 6 <u>b/</u>	Alt. 7	Alt. 6B	Alt. 8	
				No Action	Engine Only	Class 8 Tractors	Engines & Classes 7-8 Tractors	15% below Preferred Alternative Stringency	Engines, Classes 7-8 Tractors, & Classes 2b-3	Engines, Tractors, & Classes 2b-8	Engines, Tractors, & Truck, & Trailers	20% above Preferred Alternative Stringency	Accelerated Hybrid Adoption	
Martinsburg, WV-Hagerstown, MD	PM _{2.5}	Nonattainment	100	0.00	0.01	-0.36	-0.36	-0.36	-0.36	-0.36	-0.36	-0.36	-0.36	-0.36
Mason County, MI	Ozone	Maintenance	100	0.00	0.00	-0.04	-0.05	-0.05	-0.05	-0.05	-0.05	-0.05	-0.05	-0.05
Medford, OR	CO	Maintenance	100	0.00	0.00	-0.08	-0.08	-0.08	-0.08	-0.08	-0.08	-0.08	-0.08	-0.08
Medford-Ashland, OR	PM ₁₀	Maintenance	100	0.00	0.00	-0.20	-0.20	-0.20	-0.20	-0.20	-0.20	-0.20	-0.20	-0.20
Memphis, TN-AR	Ozone	Maintenance	100	0.00	0.02	-1.16	-1.18	-1.18	-1.18	-1.18	-1.18	-1.18	-1.18	-1.18
Memphis, TN	CO	Maintenance	100	0.00	0.02	-1.06	-1.08	-1.08	-1.08	-1.08	-1.08	-1.08	-1.08	-1.08
Miami (Gila County), AZ	SO _x	Maintenance	100	0.00	0.00	-0.03	-0.03	-0.03	-0.03	-0.03	-0.03	-0.03	-0.03	-0.03
Millinocket AQCR 109, ME	SO _x	Maintenance	100	0.00	0.00	-0.01	-0.01	-0.01	-0.01	-0.01	-0.01	-0.01	-0.01	-0.01
Milwaukee, WI	SO _x	Maintenance	100	0.00	0.01	-0.50	-0.51	-0.51	-0.51	-0.51	-0.51	-0.51	-0.51	-0.51
Milwaukee-Racine, WI	Ozone	Moderate	50	0.00	0.03	-2.13	-2.16	-2.16	-2.16	-2.16	-2.16	-2.16	-2.16	-2.16
Minneapolis-St Paul, MN	CO	Maintenance	100	0.00	0.10	-6.50	-6.61	-6.61	-6.61	-6.61	-6.61	-6.61	-6.61	-6.61
Minneapolis-St Paul, MN	SO _x	Maintenance	100	0.00	0.10	-6.50	-6.61	-6.61	-6.61	-6.61	-6.61	-6.61	-6.61	-6.61
Missoula, MT	CO	Maintenance	100	0.00	0.00	-0.14	-0.15	-0.15	-0.15	-0.15	-0.15	-0.15	-0.15	-0.15
Missoula, MT	PM ₁₀	Moderate	100	0.00	0.00	-0.14	-0.15	-0.15	-0.15	-0.15	-0.15	-0.15	-0.15	-0.15
Modesto, CA	CO	Maintenance	100	0.00	0.00	-0.28	-0.29	-0.29	-0.29	-0.29	-0.29	-0.29	-0.29	-0.29
Mohave County, AZ	PM ₁₀	Maintenance	100	0.00	0.00	-0.14	-0.14	-0.14	-0.14	-0.14	-0.14	-0.14	-0.14	-0.14
Mono Basin, CA	PM ₁₀	Moderate	100	0.00	0.00	0.00	0.00	0.00	0.00	0.00	0.00	0.00	0.00	0.00
Morenci (Greenlee County), AZ	SO _x	Maintenance	100	0.00	0.00	0.00	0.00	0.00	0.00	0.00	0.00	0.00	0.00	0.00
Morristown, NJ	CO	Maintenance	100	0.00	0.00	-0.02	-0.02	-0.02	-0.02	-0.02	-0.02	-0.02	-0.02	-0.02
Muhlenberg County, KY	SO _x	Maintenance	100	0.00	0.00	-0.03	-0.03	-0.03	-0.03	-0.03	-0.03	-0.03	-0.03	-0.03
Muncie, IN	Ozone	Maintenance	100	0.00	0.00	-0.15	-0.16	-0.16	-0.16	-0.16	-0.16	-0.16	-0.16	-0.16
Murray County (Chattahoochee NF), GA	Ozone	Maintenance	100	0.00	0.00	-0.01	-0.01	-0.01	-0.01	-0.01	-0.01	-0.01	-0.01	-0.01
Muscatine County, IA	SO _x	Maintenance	100	0.00	0.00	-0.03	-0.03	-0.03	-0.03	-0.03	-0.03	-0.03	-0.03	-0.03
Muskegon, MI	Ozone	Maintenance	100	0.00	0.00	-0.22	-0.22	-0.22	-0.22	-0.22	-0.22	-0.22	-0.22	-0.22
Nashua, NH	CO	Maintenance	100	0.00	0.00	-0.05	-0.05	-0.05	-0.05	-0.05	-0.05	-0.05	-0.05	-0.05
Nashville, TN	Ozone	Former Subpart 1	50	0.00	0.04	-2.76	-2.81	-2.81	-2.81	-2.81	-2.81	-2.81	-2.81	-2.81
Nevada County (western part), CA	Ozone	Former Subpart 1	50	0.00	0.00	-0.08	-0.09	-0.09	-0.09	-0.09	-0.09	-0.09	-0.09	-0.09
New Haven County, CT	PM ₁₀	Maintenance	100	0.00	0.00	-0.09	-0.09	-0.09	-0.09	-0.09	-0.09	-0.09	-0.09	-0.09
New Haven-Meriden-Waterbury, CT	CO	Maintenance	100	0.00	0.01	-0.43	-0.44	-0.44	-0.44	-0.44	-0.44	-0.44	-0.44	-0.44
New Manchester-Grant Magisterial District (Hancock County), WV	SO _x	Maintenance	100	0.00	0.00	0.00	0.00	0.00	0.00	0.00	0.00	0.00	0.00	0.00
New York County, NY	PM ₁₀	Moderate	100	0.00	0.00	-0.16	-0.16	-0.16	-0.16	-0.16	-0.16	-0.16	-0.16	-0.16
New York-N. New Jersey-Long Island, NY-NJ-CT	CO	Maintenance	100	0.00	0.16	-10.59	-10.77	-10.77	-10.77	-10.77	-10.77	-10.77	-10.77	-10.77
New York-N. New Jersey-Long Island, NY-NJ-CT	PM _{2.5}	Nonattainment	100	0.00	0.16	-10.59	-10.77	-10.77	-10.77	-10.77	-10.77	-10.77	-10.77	-10.77
New York-northern New Jersey-Long Island, NY-NJ-CT	Ozone	Moderate	50	0.00	0.11	-7.14	-7.26	-7.26	-7.26	-7.26	-7.26	-7.26	-7.26	-7.26
Nogales, AZ	PM ₁₀	Moderate	100	0.00	0.00	-0.05	-0.05	-0.05	-0.05	-0.05	-0.05	-0.05	-0.05	-0.05
Norfolk-Virginia Beach-Newport News, VA	Ozone	Maintenance	100	0.00	0.01	-0.63	-0.64	-0.64	-0.64	-0.64	-0.64	-0.64	-0.64	-0.64
Ogden, UT	CO	Maintenance	100	0.00	0.00	-0.07	-0.07	-0.07	-0.07	-0.07	-0.07	-0.07	-0.07	-0.07
Ogden, UT	PM ₁₀	Moderate	100	0.00	0.00	-0.07	-0.07	-0.07	-0.07	-0.07	-0.07	-0.07	-0.07	-0.07
Oglesby, IL	PM ₁₀	Maintenance	100	0.00	0.00	0.00	0.00	0.00	0.00	0.00	0.00	0.00	0.00	0.00
Olmsted County, MN	PM ₁₀	Maintenance	100	0.00	0.00	-0.02	-0.02	-0.02	-0.02	-0.02	-0.02	-0.02	-0.02	-0.02
Olympia, Tumwater, Lacey, WA	PM ₁₀	Maintenance	100	0.00	0.00	-0.11	-0.12	-0.12	-0.12	-0.12	-0.12	-0.12	-0.12	-0.12
Owens Valley, CA	PM ₁₀	Serious	70	0.00	0.00	0.00	0.00	0.00	0.00	0.00	0.00	0.00	0.00	0.00
Pagosa Springs, CO	PM ₁₀	Maintenance	100	0.00	0.00	0.00	0.00	0.00	0.00	0.00	0.00	0.00	0.00	0.00

Table D2-6 Emission Changes <u>a/</u> (for Cumulative Impacts) by Nonattainment Area with Alternative Standards for HD Vehicles Acrolein 2050														
Nonattainment Area	Pollutant	Status <u>c/</u>	General Conformity Threshold <u>d/</u>	Emissions Changes for Cumulative Impacts (tons/year)										
				Alt. 1	Alt. 2	Alt. 3	Alt. 4	Alt. 6A	Alt. 5	Alt. 6 <u>b/</u>	Alt. 7	Alt. 6B	Alt. 8	
				No Action	Engine Only	Class 8 Tractors	Engines & Classes 7-8 Tractors	15% below Preferred Alternative Stringency	Engines, Classes 7-8 Tractors, & Classes 2b-3	Engines, Tractors, & Classes 2b-8	Engines, Tractors, & Truck, & Trailers	20% above Preferred Alternative Stringency	Accelerated Hybrid Adoption	
Parkersburg-Marietta, WV-OH	Ozone	Maintenance	100	0.00	0.01	-0.44	-0.45	-0.45	-0.45	-0.45	-0.45	-0.45	-0.45	-0.45
Parkersburg-Marietta, WV-OH	PM _{2.5}	Nonattainment	100	0.00	0.01	-0.44	-0.45	-0.45	-0.45	-0.45	-0.45	-0.45	-0.45	-0.45
Payson, AZ	PM ₁₀	Maintenance	100	0.00	0.00	-0.02	-0.02	-0.02	-0.02	-0.02	-0.02	-0.02	-0.02	-0.02
Penns Grove, NJ	CO	Maintenance	100	0.00	0.00	0.00	0.00	0.00	0.00	0.00	0.00	0.00	0.00	0.00
Peoria, IL	SO _x	Maintenance	100	0.00	0.00	-0.13	-0.13	-0.13	-0.13	-0.13	-0.13	-0.13	-0.13	-0.13
Perth Amboy, NJ	CO	Maintenance	100	0.00	0.00	-0.06	-0.06	-0.06	-0.06	-0.06	-0.06	-0.06	-0.06	-0.06
Philadelphia-Camden County, PA-NJ	CO	Maintenance	100	0.00	0.01	-0.34	-0.35	-0.35	-0.35	-0.35	-0.35	-0.35	-0.35	-0.35
Phildelphia-Wilmington, PA-NY-DE	PM _{2.5}	Nonattainment	100	0.00	0.06	-3.71	-3.78	-3.78	-3.78	-3.78	-3.78	-3.78	-3.78	-3.78
Phildelphia-Wilmington-Atlantic City, PA-NY-MD-DE	Ozone	Moderate	50	0.00	0.08	-5.01	-5.09	-5.09	-5.09	-5.09	-5.09	-5.09	-5.09	-5.09
Phoenix, AZ	CO	Maintenance	100	0.00	0.13	-8.63	-8.77	-8.77	-8.77	-8.77	-8.77	-8.77	-8.77	-8.77
Phoenix, AZ	PM ₁₀	Serious	70	0.00	0.13	-8.63	-8.77	-8.77	-8.77	-8.77	-8.77	-8.77	-8.77	-8.77
Phoenix-Mesa, AZ	Ozone	Former Subpart 1	50	0.00	0.07	-4.40	-4.47	-4.47	-4.47	-4.47	-4.47	-4.47	-4.47	-4.47
Pierce County, WA	PM ₁₀	Maintenance	100	0.00	0.00	-0.01	-0.01	-0.01	-0.01	-0.01	-0.01	-0.01	-0.01	-0.01
Pinehurst, ID	PM ₁₀	Moderate	100	0.00	0.00	0.00	0.00	0.00	0.00	0.00	0.00	0.00	0.00	0.00
Pittsburgh, PA	CO	Maintenance	100	0.00	0.00	-0.02	-0.02	-0.02	-0.02	-0.02	-0.02	-0.02	-0.02	-0.02
Pittsburgh-Beaver Valley, PA	Ozone	Former Subpart 1	50	0.00	0.05	-3.45	-3.51	-3.51	-3.51	-3.51	-3.51	-3.51	-3.51	-3.51
Pittsburgh-Beaver Valley, PA	PM _{2.5}	Nonattainment	100	0.00	0.05	-3.45	-3.51	-3.51	-3.51	-3.51	-3.51	-3.51	-3.51	-3.51
Polk County, TN	SO _x	Maintenance	100	0.00	0.00	-0.02	-0.03	-0.03	-0.03	-0.03	-0.03	-0.03	-0.03	-0.03
Polson, MT	PM ₁₀	Moderate	100	0.00	0.00	0.00	0.00	0.00	0.00	0.00	0.00	0.00	0.00	0.00
Portland, ME	Ozone	Maintenance	100	0.00	0.01	-0.78	-0.79	-0.79	-0.79	-0.79	-0.79	-0.79	-0.79	-0.79
Portland, OR	CO	Maintenance	100	0.00	0.01	-0.90	-0.91	-0.91	-0.91	-0.91	-0.91	-0.91	-0.91	-0.91
Portneuf Valley, ID	PM ₁₀	Maintenance	100	0.00	0.00	-0.04	-0.04	-0.04	-0.04	-0.04	-0.04	-0.04	-0.04	-0.04
Poughkeepsie, NY	Ozone	Moderate	50	0.00	0.01	-0.75	-0.76	-0.76	-0.76	-0.76	-0.76	-0.76	-0.76	-0.76
Presque Isle, ME	PM ₁₀	Maintenance	100	0.00	0.00	-0.01	-0.01	-0.01	-0.01	-0.01	-0.01	-0.01	-0.01	-0.01
Providence (entire State), RI	Ozone	Moderate	50	0.00	0.01	-0.33	-0.34	-0.34	-0.34	-0.34	-0.34	-0.34	-0.34	-0.34
Provo, UT	CO	Maintenance	100	0.00	0.00	-0.10	-0.10	-0.10	-0.10	-0.10	-0.10	-0.10	-0.10	-0.10
Raleigh-Durham, NC	CO	Maintenance	100	0.00	0.02	-1.45	-1.47	-1.47	-1.47	-1.47	-1.47	-1.47	-1.47	-1.47
Raleigh-Durham-Chapel Hill, NC	Ozone	Maintenance	100	0.00	0.03	-2.21	-2.24	-2.24	-2.24	-2.24	-2.25	-2.24	-2.25	-2.24
Ramsey County, MN	PM ₁₀	Maintenance	100	0.00	0.00	0.00	0.00	0.00	0.00	0.00	0.00	0.00	0.00	0.00
Reading, PA	Ozone	Maintenance	100	0.00	0.01	-0.83	-0.84	-0.84	-0.84	-0.84	-0.84	-0.84	-0.84	-0.84
Reading, PA	PM _{2.5}	Nonattainment	100	0.00	0.01	-0.83	-0.84	-0.84	-0.84	-0.84	-0.84	-0.84	-0.84	-0.84
Reno, NV	CO	Maintenance	100	0.00	0.00	-0.14	-0.14	-0.14	-0.14	-0.14	-0.14	-0.14	-0.14	-0.14
Rhineland (Oneida County), WI	SO _x	Maintenance	100	0.00	0.00	0.00	0.00	0.00	0.00	0.00	0.00	0.00	0.00	0.00
Richmond-Petersburg, VA	Ozone	Maintenance	100	0.00	0.01	-0.64	-0.65	-0.65	-0.65	-0.65	-0.65	-0.65	-0.65	-0.65
Rillito, AZ	PM ₁₀	Moderate	100	0.00	0.00	-0.04	-0.04	-0.04	-0.04	-0.04	-0.04	-0.04	-0.04	-0.04
Riverside County (Coachella Valley), CA	Ozone	Severe	25	0.00	0.01	-0.41	-0.42	-0.42	-0.42	-0.42	-0.42	-0.42	-0.42	-0.42
Roanoke, VA	Ozone	Former Subpart 1	50	0.00	0.00	-0.29	-0.30	-0.30	-0.30	-0.30	-0.30	-0.30	-0.30	-0.30
Rochester (Olmsted County), MN	SO _x	Maintenance	100	0.00	0.00	-0.09	-0.09	-0.09	-0.09	-0.09	-0.09	-0.09	-0.09	-0.09
Rochester, NY	Ozone	Former Subpart 1	50	0.00	0.01	-0.72	-0.74	-0.74	-0.74	-0.74	-0.74	-0.74	-0.74	-0.74
Rocky Mount, NC	Ozone	Maintenance	100	0.00	0.00	-0.21	-0.21	-0.21	-0.21	-0.21	-0.21	-0.21	-0.21	-0.21
Rome, GA	PM _{2.5}	Nonattainment	100	0.00	0.00	-0.09	-0.10	-0.10	-0.10	-0.10	-0.10	-0.10	-0.10	-0.10
Ronan, MT	PM ₁₀	Moderate	100	0.00	0.00	0.00	0.00	0.00	0.00	0.00	0.00	0.00	0.00	0.00
Rothschild, Rib Mountain, Weston (Marathon County), WI	SO _x	Maintenance	100	0.00	0.00	0.00	0.00	0.00	0.00	0.00	0.00	0.00	0.00	0.00

Table D2-6 Emission Changes <u>a/</u> (for Cumulative Impacts) by Nonattainment Area with Alternative Standards for HD Vehicles Acrolein 2050													
Nonattainment Area	Pollutant	Status <u>c/</u>	General Conformity Threshold <u>d/</u>	Emissions Changes for Cumulative Impacts (tons/year)									
				Alt. 1	Alt. 2	Alt. 3	Alt. 4	Alt. 6A	Alt. 5	Alt. 6 <u>b/</u>	Alt. 7	Alt. 6B	Alt. 8
				No Action	Engine Only	Class 8 Tractors	Engines & Classes 7-8 Tractors	15% below Preferred Alternative Stringency	Engines, Classes 7-8 Tractors, & Classes 2b-3	Engines, Tractors, & Classes 2b-8	Engines, Tractors, & Truck, & Trailers	20% above Preferred Alternative Stringency	Accelerated Hybrid Adoption
Sacramento County, CA	PM ₁₀	Moderate	100	0.00	0.02	-1.19	-1.21	-1.21	-1.21	-1.21	-1.21	-1.21	-1.21
Sacramento Metro, CA	Ozone	Severe	25	0.00	0.03	-2.12	-2.15	-2.15	-2.15	-2.15	-2.15	-2.15	-2.15
Sacramento, CA	CO	Maintenance	100	0.00	0.02	-1.27	-1.29	-1.29	-1.29	-1.29	-1.29	-1.29	-1.29
Salem, OR	CO	Maintenance	100	0.00	0.00	-0.11	-0.11	-0.11	-0.11	-0.11	-0.11	-0.11	-0.11
Salt Lake City, UT	CO	Maintenance	100	0.00	0.00	-0.13	-0.13	-0.13	-0.13	-0.13	-0.13	-0.13	-0.13
Salt Lake County, UT	PM ₁₀	Moderate	100	0.00	0.02	-1.22	-1.24	-1.24	-1.24	-1.24	-1.24	-1.24	-1.24
Salt Lake County, UT	SO _x	Nonattainment	100	0.00	0.02	-1.22	-1.24	-1.24	-1.24	-1.24	-1.24	-1.24	-1.24
San Antonio, TX	Ozone	Former Subpart 1	50	0.00	0.03	-1.70	-1.73	-1.73	-1.73	-1.73	-1.73	-1.73	-1.73
San Bernardino County, CA	PM ₁₀	Moderate	100	0.00	0.00	-0.26	-0.26	-0.26	-0.26	-0.26	-0.26	-0.26	-0.26
San Diego, CA	CO	Maintenance	100	0.00	0.07	-4.42	-4.49	-4.49	-4.49	-4.49	-4.49	-4.49	-4.49
San Diego, CA	Ozone	Former Subpart 1	50	0.00	0.07	-4.42	-4.49	-4.49	-4.49	-4.49	-4.49	-4.49	-4.49
San Francisco Bay Area, CA	Ozone	Marginal	50	0.00	0.05	-3.32	-3.38	-3.38	-3.38	-3.38	-3.38	-3.38	-3.38
San Francisco-Oakland-San Jose, CA	CO	Maintenance	100	0.00	0.06	-3.99	-4.06	-4.06	-4.06	-4.06	-4.06	-4.06	-4.06
San Joaquin Valley, CA	Ozone	Extreme	10	0.00	0.19	-12.24	-12.44	-12.44	-12.44	-12.44	-12.44	-12.44	-12.44
San Joaquin Valley, CA	PM ₁₀	Maintenance	100	0.00	0.19	-12.24	-12.44	-12.44	-12.44	-12.44	-12.44	-12.44	-12.44
San Joaquin Valley, CA	PM _{2.5}	Nonattainment	100	0.00	0.19	-12.24	-12.44	-12.44	-12.44	-12.44	-12.44	-12.44	-12.44
San Manuel (Pinal County), AZ	SO _x	Maintenance	100	0.00	0.00	-0.04	-0.04	-0.04	-0.04	-0.04	-0.04	-0.04	-0.04
Sanders County (part);Thompson Falls and vicinity, MT	PM ₁₀	Moderate	100	0.00	0.00	0.00	0.00	0.00	0.00	0.00	0.00	0.00	0.00
Scranton-Wilkes Barre, PA	Ozone	Maintenance	100	0.00	0.01	-0.89	-0.90	-0.90	-0.90	-0.90	-0.90	-0.90	-0.90
Seattle-Tacoma, WA	CO	Maintenance	100	0.00	0.05	-3.03	-3.08	-3.08	-3.08	-3.08	-3.08	-3.08	-3.08
Sheboygan, WI	Ozone	Moderate	50	0.00	0.00	-0.20	-0.20	-0.20	-0.20	-0.20	-0.20	-0.20	-0.20
Sheridan, WY	PM ₁₀	Moderate	100	0.00	0.00	-0.02	-0.02	-0.02	-0.02	-0.02	-0.02	-0.02	-0.02
Shoshone County, ID	PM ₁₀	Moderate	100	0.00	0.00	0.00	0.00	0.00	0.00	0.00	0.00	0.00	0.00
Somerville, NJ	CO	Maintenance	100	0.00	0.00	-0.01	-0.01	-0.01	-0.01	-0.01	-0.01	-0.01	-0.01
South Bend-Elkhart, IN	Ozone	Maintenance	100	0.00	0.01	-0.56	-0.57	-0.57	-0.57	-0.57	-0.57	-0.57	-0.57
Southeast Chicago, IL	PM ₁₀	Maintenance	100	0.00	0.00	-0.19	-0.19	-0.19	-0.19	-0.19	-0.19	-0.19	-0.19
Spokane County, WA	PM ₁₀	Maintenance	100	0.00	0.00	-0.30	-0.30	-0.30	-0.30	-0.30	-0.30	-0.30	-0.30
Spokane, WA	CO	Maintenance	100	0.00	0.00	-0.30	-0.30	-0.30	-0.30	-0.30	-0.30	-0.30	-0.30
Springfield (western MA), MA	Ozone	Moderate	50	0.00	0.01	-0.93	-0.94	-0.94	-0.94	-0.94	-0.94	-0.94	-0.94
Springfield, MA	CO	Maintenance	100	0.00	0.00	-0.14	-0.14	-0.14	-0.14	-0.14	-0.14	-0.14	-0.14
St Louis, MO	CO	Maintenance	100	0.00	0.02	-1.12	-1.14	-1.14	-1.14	-1.14	-1.14	-1.14	-1.14
St Louis, MO-IL	Ozone	Moderate	50	0.00	0.06	-3.97	-4.04	-4.04	-4.04	-4.04	-4.04	-4.04	-4.04
St. Louis, MO-IL	PM _{2.5}	Nonattainment	100	0.00	0.06	-3.95	-4.01	-4.01	-4.01	-4.01	-4.01	-4.01	-4.01
State College, PA	Ozone	Maintenance	100	0.00	0.00	-0.31	-0.32	-0.32	-0.32	-0.32	-0.32	-0.32	-0.32
Steamboat Springs, CO	PM ₁₀	Maintenance	100	0.00	0.00	-0.02	-0.02	-0.02	-0.02	-0.02	-0.02	-0.02	-0.02
Steubenville & Mingo Junction, OH	SO _x	Maintenance	100	0.00	0.00	-0.05	-0.05	-0.05	-0.05	-0.05	-0.05	-0.05	-0.05
Steubenville-Weirton, OH-WV	Ozone	Maintenance	100	0.00	0.00	-0.19	-0.19	-0.19	-0.19	-0.19	-0.19	-0.19	-0.19
Steubenville-Weirton, OH-WV	PM _{2.5}	Nonattainment	100	0.00	0.00	-0.19	-0.19	-0.19	-0.19	-0.19	-0.19	-0.19	-0.19
Stockton, CA	CO	Maintenance	100	0.00	0.01	-0.40	-0.40	-0.40	-0.40	-0.40	-0.40	-0.40	-0.40
Sutter County (Sutter Buttes), CA	Ozone	Former Subpart 1	50	0.00	0.00	0.00	0.00	0.00	0.00	0.00	0.00	0.00	0.00
Syracuse, NY	CO	Maintenance	100	0.00	0.00	-0.29	-0.30	-0.30	-0.30	-0.30	-0.30	-0.30	-0.30
Telluride, CO	PM ₁₀	Maintenance	100	0.00	0.00	0.00	0.00	0.00	0.00	0.00	0.00	0.00	0.00
Terre Haute, IN	Ozone	Maintenance	100	0.00	0.00	-0.15	-0.15	-0.15	-0.15	-0.15	-0.15	-0.15	-0.15

Table D2-6 Emission Changes ^{a/} (for Cumulative Impacts) by Nonattainment Area with Alternative Standards for HD Vehicles Acrolein 2050													
Nonattainment Area	Pollutant	Status ^{c/}	General Conformity Threshold ^{d/}	Emissions Changes for Cumulative Impacts (tons/year)									
				Alt. 1	Alt. 2	Alt. 3	Alt. 4	Alt. 6A	Alt. 5	Alt. 6 ^{b/}	Alt. 7	Alt. 6B	Alt. 8
				No Action	Engine Only	Class 8 Tractors	Engines & Classes 7-8 Tractors	15% below Preferred Alternative Stringency	Engines, Classes 7-8 Tractors, & Classes 2b-3	Engines, Tractors, & Classes 2b-8	Engines, Tractors, & Truck, & Trailers	20% above Preferred Alternative Stringency	Accelerated Hybrid Adoption
Tioga County, PA	Ozone	Maintenance	100	0.00	0.00	-0.07	-0.07	-0.07	-0.07	-0.07	-0.07	-0.07	-0.07
Toledo, OH	Ozone	Maintenance	100	0.00	0.01	-0.72	-0.73	-0.73	-0.73	-0.73	-0.73	-0.73	-0.73
Toms River, NJ	CO	Maintenance	100	0.00	0.00	-0.03	-0.04	-0.04	-0.04	-0.04	-0.04	-0.04	-0.04
Tooele County, UT	SO _x	Nonattainment	100	0.00	0.00	-0.10	-0.10	-0.10	-0.10	-0.10	-0.10	-0.10	-0.10
Trenton, NJ	CO	Maintenance	100	0.00	0.00	-0.09	-0.09	-0.09	-0.09	-0.09	-0.09	-0.09	-0.09
Trona, CA	PM ₁₀	Moderate	100	0.00	0.00	0.00	0.00	0.00	0.00	0.00	0.00	0.00	0.00
Tucson, AZ	CO	Maintenance	100	0.00	0.01	-0.74	-0.75	-0.75	-0.75	-0.75	-0.75	-0.75	-0.75
Utah County, UT	PM ₁₀	Moderate	100	0.00	0.00	-0.29	-0.30	-0.30	-0.30	-0.30	-0.30	-0.30	-0.30
Vancouver, WA	CO	Maintenance	100	0.00	0.01	-0.34	-0.35	-0.35	-0.35	-0.35	-0.35	-0.35	-0.35
Ventura County, CA	Ozone	Serious	50	0.00	0.01	-0.46	-0.47	-0.47	-0.47	-0.47	-0.47	-0.47	-0.47
Vermillion County, IN	PM ₁₀	Maintenance	100	0.00	0.00	-0.01	-0.01	-0.01	-0.01	-0.01	-0.01	-0.01	-0.01
Vigo County, IN	SO _x	Maintenance	100	0.00	0.00	-0.15	-0.15	-0.15	-0.15	-0.15	-0.15	-0.15	-0.15
Wallula, WA	PM ₁₀	Maintenance	100	0.00	0.00	0.00	0.00	0.00	0.00	0.00	0.00	0.00	0.00
Waltham, MA	CO	Maintenance	100	0.00	0.00	-0.04	-0.04	-0.04	-0.04	-0.04	-0.04	-0.04	-0.04
Warren County, NJ	SO _x	Maintenance	100	0.00	0.00	-0.05	-0.05	-0.05	-0.05	-0.05	-0.05	-0.05	-0.05
Warren County, PA	SO _x	Nonattainment	100	0.00	0.00	-0.01	-0.01	-0.01	-0.01	-0.01	-0.01	-0.01	-0.01
Washington County (Hagerstown), MD	Ozone	Former Subpart 1	50	0.00	0.00	-0.15	-0.15	-0.15	-0.15	-0.15	-0.15	-0.15	-0.15
Washington, DC-MD-VA	CO	Maintenance	100	0.00	0.09	-6.10	-6.20	-6.20	-6.20	-6.20	-6.21	-6.21	-6.21
Washington, DC-MD-VA	Ozone	Moderate	50	0.00	0.09	-6.10	-6.20	-6.20	-6.20	-6.20	-6.21	-6.21	-6.21
Washington, DC-MD-VA	PM _{2.5}	Nonattainment	100	0.00	0.09	-6.10	-6.20	-6.20	-6.20	-6.20	-6.21	-6.21	-6.21
Washoe County, NV	PM ₁₀	Serious	70	0.00	0.00	-0.14	-0.14	-0.14	-0.14	-0.14	-0.14	-0.14	-0.14
Waterford Township (Washington County), OH	SO _x	Maintenance	100	0.00	0.00	-0.01	-0.01	-0.01	-0.01	-0.01	-0.01	-0.01	-0.01
Wayne County, IN	SO _x	Maintenance	100	0.00	0.00	-0.10	-0.10	-0.10	-0.10	-0.10	-0.10	-0.10	-0.10
Wayne County, MI	PM ₁₀	Maintenance	100	0.00	0.00	-0.17	-0.17	-0.17	-0.17	-0.17	-0.17	-0.17	-0.17
Weirton, WV	PM ₁₀	Maintenance	100	0.00	0.00	-0.01	-0.01	-0.01	-0.01	-0.01	-0.01	-0.01	-0.01
Weirton, WV	SO _x	Maintenance	100	0.00	0.00	-0.01	-0.01	-0.01	-0.01	-0.01	-0.01	-0.01	-0.01
Wheeling, WV-OH	Ozone	Maintenance	100	0.00	0.01	-0.45	-0.46	-0.46	-0.46	-0.46	-0.46	-0.46	-0.46
Wheeling, WV-OH	PM _{2.5}	Nonattainment	100	0.00	0.01	-0.45	-0.46	-0.46	-0.46	-0.46	-0.46	-0.46	-0.46
Winston-Salem, NC	CO	Maintenance	100	0.00	0.01	-0.42	-0.43	-0.43	-0.43	-0.43	-0.43	-0.43	-0.43
Worcester, MA	CO	Maintenance	100	0.00	0.00	-0.23	-0.23	-0.23	-0.23	-0.23	-0.23	-0.23	-0.23
Yakima County, WA	PM ₁₀	Maintenance	100	0.00	0.00	-0.09	-0.09	-0.09	-0.09	-0.09	-0.09	-0.09	-0.09
Yakima, WA	CO	Maintenance	100	0.00	0.00	-0.04	-0.04	-0.04	-0.04	-0.04	-0.04	-0.04	-0.04
York, PA	Ozone	Maintenance	100	0.00	0.01	-0.84	-0.85	-0.85	-0.85	-0.85	-0.85	-0.85	-0.85
York, PA	PM _{2.5}	Nonattainment	100	0.00	0.01	-0.84	-0.85	-0.85	-0.85	-0.85	-0.85	-0.85	-0.85
Youngstown-Warren-Sharon, OH-PA	Ozone	Maintenance	100	0.00	0.01	-0.89	-0.90	-0.90	-0.90	-0.90	-0.90	-0.90	-0.90
Yuma, AZ	PM ₁₀	Moderate	100	0.00	0.00	-0.21	-0.21	-0.21	-0.21	-0.21	-0.21	-0.21	-0.21

^{a/} Negative emissions changes indicate reductions; positive emissions changes are increases. Values of less than 0.005 tons/year are rounded to zero.

^{b/} Preferred Alternative

^{c/} Pollutants for which the area is designated nonattainment or maintenance as of 2010. Source: 40 CFR 81.

^{d/} Emissions thresholds in tons/year of: CO in CO maintenance and nonattainment areas; VOC or NO_x in ozone maintenance and nonattainment areas; primary PM_{2.5} in PM_{2.5} maintenance and nonattainment areas; primary PM₁₀ in PM₁₀ maintenance and nonattainment areas; and SO₂ in SO₂ maintenance and nonattainment areas. Source: 40 CFR § 93.153. These thresholds are provided for information only; a general conformity determination is not required for the proposed actions. (See section 3.3.1.)

Source: EPA (U.S. Environmental Protection Agency). 2010. The Green Book Nonattainment Areas. Washington, District of Columbia. Last Revised: June 16, 2010. U.S. Environmental Protection Agency. Available: <http://www.epa.gov/oaqps001/greenbk/>. Accessed: August 6, 2010.

Table D2-7 Emission Changes <u>a/</u> (for Cumulative Impacts) by Nonattainment Area with Alternative Standards for HD Vehicles Benzene 2018														
Nonattainment Area	Pollutant	Status <u>c/</u>	General Conformity Threshold <u>d/</u>	Emissions Changes for Cumulative Impacts (tons/year)										
				Alt. 1	Alt. 2	Alt. 3	Alt. 4	Alt. 6A	Alt. 5	Alt. 6 <u>b/</u>	Alt. 7	Alt. 6B	Alt. 8	
				No Action	Engine Only	Class 8 Tractors	Engines & Classes 7-8 Tractors	15% below Preferred Alternative Stringency	Engines, Classes 7-8 Tractors, & Classes 2b-3	Engines, Tractors, & Classes 2b-8	Engines, Tractors, & Truck, & Trailers	20% above Preferred Alternative Stringency	Accelerated Hybrid Adoption	
Addison Township (Gallia County), OH	SO _x	Maintenance	100	0.00	0.00	0.00	0.00	0.00	0.00	0.00	0.00	0.00	0.00	0.00
Ajo (Pima County), AZ	PM ₁₀	Moderate	100	0.00	0.00	-0.01	-0.01	-0.01	-0.01	-0.01	-0.01	-0.01	-0.01	-0.01
Ajo (Pima County), AZ	SO _x	Maintenance	100	0.00	0.00	-0.01	-0.01	-0.01	-0.01	-0.01	-0.01	-0.01	-0.01	-0.02
Albany-Schenectady-Troy, NY	Ozone	Former Subpart 1	50	0.00	0.00	-0.56	-0.58	-0.57	-0.57	-0.57	-0.58	-0.58	-0.58	-0.58
Albuquerque, NM	CO	Maintenance	100	0.00	0.00	-0.26	-0.27	-0.27	-0.27	-0.27	-0.27	-0.27	-0.27	-0.27
Allegan County, MI	Ozone	Former Subpart 1	50	0.00	0.00	-0.07	-0.07	-0.07	-0.07	-0.07	-0.07	-0.07	-0.07	-0.07
Allentown-Bethlehem-Easton, PA	Ozone	Maintenance	100	0.00	0.00	-0.26	-0.27	-0.27	-0.27	-0.27	-0.27	-0.27	-0.27	-0.27
Altoona, PA	Ozone	Maintenance	100	0.00	0.00	-0.05	-0.05	-0.05	-0.05	-0.05	-0.05	-0.05	-0.05	-0.05
Amador and Calveras Counties (Central Mountain), CA	Ozone	Former Subpart 1	50	0.00	0.00	-0.07	-0.07	-0.07	-0.07	-0.07	-0.07	-0.07	-0.07	-0.07
Anchorage, AK	CO	Maintenance	100	0.00	0.00	-0.06	-0.07	-0.07	-0.07	-0.07	-0.07	-0.07	-0.07	-0.07
Anthony, NM	PM ₁₀	Moderate	100	0.00	0.00	-0.01	-0.01	-0.01	-0.01	-0.01	-0.01	-0.01	-0.01	-0.01
Armstrong County, PA	SO _x	Nonattainment	100	0.00	0.00	0.00	0.00	0.00	0.00	0.00	0.00	0.00	0.00	0.00
Aspen, CO	PM ₁₀	Maintenance	100	0.00	0.00	0.00	0.00	0.00	0.00	0.00	0.00	0.00	0.00	0.00
Atlanta, GA	Ozone	Moderate	50	0.00	0.11	-5.72	-5.80	-5.77	-5.77	-5.77	-5.78	-5.78	-5.79	-5.79
Atlanta, GA	PM _{2.5}	Nonattainment	100	0.00	0.11	-5.72	-5.80	-5.77	-5.77	-5.77	-5.78	-5.78	-5.79	-5.79
Atlantic City, NJ	CO	Maintenance	100	0.00	0.00	-0.02	-0.02	-0.02	-0.02	-0.02	-0.02	-0.02	-0.02	-0.02
Bakersfield, CA	CO	Maintenance	100	0.00	0.00	-0.19	-0.19	-0.19	-0.19	-0.19	-0.19	-0.19	-0.20	-0.20
Baltimore, MD	CO	Maintenance	100	0.00	0.05	-2.57	-2.60	-2.59	-2.59	-2.59	-2.59	-2.59	-2.59	-2.59
Baltimore, MD	Ozone	Moderate	50	0.00	0.05	-2.58	-2.61	-2.60	-2.60	-2.60	-2.60	-2.60	-2.60	-2.60
Baltimore, MD	PM _{2.5}	Nonattainment	100	0.00	0.05	-2.58	-2.61	-2.60	-2.60	-2.60	-2.60	-2.60	-2.60	-2.60
Baton Rouge, LA	Ozone	Moderate	50	0.00	0.00	-0.32	-0.33	-0.32	-0.33	-0.33	-0.33	-0.33	-0.33	-0.33
Beaumont-Port Arthur, TX	Ozone	Moderate	50	0.00	0.00	-0.18	-0.19	-0.19	-0.19	-0.19	-0.19	-0.19	-0.19	-0.19
Benton County, TN	SO _x	Maintenance	100	0.00	0.00	0.00	0.00	0.00	0.00	0.00	0.00	0.00	0.00	0.00
Benton Harbor, MI	Ozone	Maintenance	100	0.00	0.00	-0.08	-0.09	-0.09	-0.09	-0.09	-0.09	-0.09	-0.09	-0.09
Benzie County, MI	Ozone	Maintenance	100	0.00	0.00	-0.01	-0.01	-0.01	-0.01	-0.01	-0.01	-0.01	-0.01	-0.01
Berkeley and Jefferson Counties, WV	Ozone	Maintenance	100	0.00	0.00	-0.07	-0.07	-0.07	-0.07	-0.07	-0.07	-0.07	-0.07	-0.07
Billings, MT	CO	Maintenance	100	0.00	0.00	-0.03	-0.03	-0.03	-0.03	-0.03	-0.03	-0.03	-0.03	-0.03
Birmingham, AL	Ozone	Maintenance	100	0.00	0.02	-0.90	-0.91	-0.91	-0.91	-0.91	-0.91	-0.91	-0.91	-0.91
Birmingham, AL	PM _{2.5}	Nonattainment	100	0.00	0.02	-0.90	-0.91	-0.91	-0.91	-0.91	-0.91	-0.91	-0.91	-0.91
Boise-Northern Ada County, ID	CO	Maintenance	100	0.00	0.00	-0.28	-0.29	-0.28	-0.28	-0.28	-0.28	-0.28	-0.29	-0.29
Boise-Northern Ada County, ID	PM ₁₀	Maintenance	100	0.00	0.00	-0.28	-0.29	-0.28	-0.28	-0.28	-0.28	-0.28	-0.29	-0.29
Bonner County (Sandpoint), ID	PM ₁₀	Moderate	100	0.00	0.00	-0.01	-0.01	-0.01	-0.01	-0.01	-0.01	-0.01	-0.01	-0.01
Boston, MA	CO	Maintenance	100	0.00	0.01	-0.38	-0.38	-0.38	-0.38	-0.38	-0.38	-0.38	-0.38	-0.38
Boston-Lawrence-Worcester (eastern MA), MA	Ozone	Moderate	50	0.00	0.04	-2.22	-2.25	-2.24	-2.24	-2.24	-2.24	-2.24	-2.24	-2.24
Boston-Manchester-Portsmouth (southeast NH), NH	Ozone	Moderate	50	0.00	0.00	-0.28	-0.28	-0.28	-0.28	-0.28	-0.28	-0.28	-0.28	-0.29
Boyd County (part), KY	SO _x	Maintenance	100	0.00	0.00	-0.01	-0.01	-0.01	-0.01	-0.01	-0.01	-0.01	-0.01	-0.01
Buffalo-Niagara Falls, NY	Ozone	Former Subpart 1	50	0.00	0.01	-0.51	-0.52	-0.51	-0.51	-0.51	-0.52	-0.52	-0.52	-0.52
Burlington, NJ	CO	Maintenance	100	0.00	0.00	0.00	0.00	0.00	0.00	0.00	0.00	0.00	-0.01	-0.01
Butte, MT	PM ₁₀	Moderate	100	0.00	0.00	-0.01	-0.01	-0.01	-0.01	-0.01	-0.01	-0.01	-0.01	-0.01
Canon City, CO	PM ₁₀	Maintenance	100	0.00	0.00	-0.01	-0.01	-0.01	-0.01	-0.01	-0.01	-0.01	-0.01	-0.01
Canton-Massillon, OH	Ozone	Maintenance	100	0.00	0.00	-0.27	-0.27	-0.27	-0.27	-0.27	-0.27	-0.27	-0.27	-0.27
Canton-Massillon, OH	PM _{2.5}	Nonattainment	100	0.00	0.00	-0.27	-0.27	-0.27	-0.27	-0.27	-0.27	-0.27	-0.27	-0.27
Case County, MI	Ozone	Maintenance	100	0.00	0.00	-0.02	-0.03	-0.02	-0.03	-0.03	-0.03	-0.03	-0.03	-0.03

Table D2-7 Emission Changes <u>a/</u> (for Cumulative Impacts) by Nonattainment Area with Alternative Standards for HD Vehicles Benzene 2018														
Nonattainment Area	Pollutant	Status <u>c/</u>	General Conformity Threshold <u>d/</u>	Emissions Changes for Cumulative Impacts (tons/year)										
				Alt. 1	Alt. 2	Alt. 3	Alt. 4	Alt. 6A	Alt. 5	Alt. 6 <u>b/</u>	Alt. 7	Alt. 6B	Alt. 8	
				No Action	Engine Only	Class 8 Tractors	Engines & Classes 7-8 Tractors	15% below Preferred Alternative Stringency	Engines, Classes 7-8 Tractors, & Classes 2b-3	Engines, Tractors, & Classes 2b-8	Engines, Tractors, & Trucks, & Trailers	20% above Preferred Alternative Stringency	Accelerated Hybrid Adoption	
Center Township (Morgan County), OH	SO _x	Maintenance	100	0.00	0.00	0.00	0.00	0.00	0.00	0.00	0.00	0.00	0.00	0.00
Central Steptoe Valley (White Pine County), NV	SO _x	Maintenance	100	0.00	0.00	0.00	0.00	0.00	0.00	0.00	0.00	0.00	0.00	0.00
Charleston, WV	Ozone	Maintenance	100	0.00	0.00	-0.25	-0.26	-0.25	-0.26	-0.26	-0.26	-0.26	-0.26	-0.26
Charleston, WV	PM _{2.5}	Nonattainment	100	0.00	0.00	-0.25	-0.26	-0.25	-0.26	-0.26	-0.26	-0.26	-0.26	-0.26
Charlotte, NC	CO	Maintenance	100	0.00	0.00	-0.32	-0.32	-0.32	-0.32	-0.32	-0.32	-0.32	-0.32	-0.33
Charlotte-Gastonia-Rock Hill, NC-SC	Ozone	Moderate	50	0.00	0.01	-0.71	-0.72	-0.72	-0.72	-0.72	-0.72	-0.72	-0.72	-0.72
Chattanooga, TN-GA-AL	PM _{2.5}	Nonattainment	100	0.00	0.00	-0.25	-0.25	-0.25	-0.25	-0.25	-0.25	-0.25	-0.26	-0.26
Chattanooga, TN-GA	Ozone	Former Subpart 1	50	0.00	0.00	-0.22	-0.23	-0.23	-0.23	-0.23	-0.23	-0.23	-0.23	-0.23
Chicago-Gary-Lake County, IL-IN	Ozone	Moderate	50	0.00	0.12	-6.20	-6.27	-6.24	-6.24	-6.25	-6.25	-6.25	-6.25	-6.26
Chicago-Gary-Lake County, IL-IN	PM _{2.5}	Nonattainment	100	0.00	0.12	-6.20	-6.27	-6.24	-6.24	-6.25	-6.25	-6.25	-6.25	-6.26
Chico, CA	CO	Maintenance	100	0.00	0.00	-0.15	-0.15	-0.15	-0.15	-0.15	-0.15	-0.15	-0.15	-0.15
Chico, CA	Ozone	Former Subpart 1	50	0.00	0.00	-0.15	-0.15	-0.15	-0.15	-0.15	-0.15	-0.15	-0.15	-0.15
Cincinnati-Hamilton, OH-KY-IN	Ozone	Former Subpart 1	50	0.00	0.03	-1.70	-1.72	-1.71	-1.71	-1.71	-1.71	-1.71	-1.72	-1.72
Cincinnati-Hamilton, OH-KY-IN	PM _{2.5}	Nonattainment	100	0.00	0.03	-1.70	-1.72	-1.71	-1.71	-1.71	-1.71	-1.71	-1.72	-1.72
Clairton & 4 Boroughs, PA	PM ₁₀	Maintenance	100	0.00	0.00	-0.01	-0.01	-0.01	-0.01	-0.01	-0.01	-0.01	-0.01	-0.01
Clark County, NV	PM ₁₀	Serious	70	0.00	0.01	-0.62	-0.63	-0.63	-0.63	-0.63	-0.63	-0.63	-0.63	-0.63
Clarksville-Hopkinsville, TN-KY	Ozone	Maintenance	100	0.00	0.00	-0.11	-0.12	-0.12	-0.12	-0.12	-0.12	-0.12	-0.12	-0.12
Clearfield and Indiana Counties, PA	Ozone	Maintenance	100	0.00	0.00	-0.08	-0.08	-0.08	-0.08	-0.08	-0.08	-0.08	-0.08	-0.09
Cleveland, OH	CO	Maintenance	100	0.00	0.01	-0.43	-0.44	-0.43	-0.43	-0.43	-0.43	-0.43	-0.44	-0.44
Cleveland-Akron-Lorain, OH	Ozone	Maintenance	100	0.00	0.04	-2.19	-2.22	-2.21	-2.21	-2.21	-2.21	-2.22	-2.22	-2.22
Cleveland-Akron-Lorain, OH	PM _{2.5}	Nonattainment	100	0.00	0.04	-2.19	-2.22	-2.21	-2.21	-2.21	-2.21	-2.21	-2.22	-2.22
Coachella Valley, CA	PM ₁₀	Serious	70	0.00	0.00	-0.26	-0.27	-0.27	-0.27	-0.27	-0.27	-0.27	-0.27	-0.27
Colbert County, AL	SO _x	Maintenance	100	0.00	0.00	-0.03	-0.03	-0.03	-0.03	-0.03	-0.03	-0.03	-0.03	-0.03
Colorado Springs, CO	CO	Maintenance	100	0.00	0.00	-0.25	-0.26	-0.25	-0.26	-0.26	-0.26	-0.26	-0.26	-0.26
Columbia Falls, MT	PM ₁₀	Moderate	100	0.00	0.00	0.00	0.00	0.00	0.00	0.00	0.00	0.00	0.00	0.00
Columbia, SC	Ozone	Former Subpart 1	50	0.00	0.00	-0.29	-0.30	-0.29	-0.29	-0.29	-0.29	-0.29	-0.30	-0.30
Columbus, OH	Ozone	Maintenance	100	0.00	0.02	-1.38	-1.40	-1.39	-1.40	-1.40	-1.40	-1.40	-1.40	-1.40
Columbus, OH	PM _{2.5}	Nonattainment	100	0.00	0.02	-1.38	-1.40	-1.39	-1.39	-1.39	-1.39	-1.39	-1.40	-1.40
Conewango Township (Warren County), PA	SO _x	Maintenance	100	0.00	0.00	0.00	0.00	0.00	0.00	0.00	0.00	0.00	0.00	0.00
Coso Junction, CA	PM ₁₀	Moderate	100	0.00	0.00	-0.01	-0.01	-0.01	-0.01	-0.01	-0.01	-0.01	-0.01	-0.01
Cuyahoga County, OH	PM ₁₀	Maintenance	100	0.00	0.01	-0.77	-0.78	-0.78	-0.78	-0.78	-0.78	-0.78	-0.78	-0.78
Cuyahoga County, OH	SO _x	Maintenance	100	0.00	0.01	-0.77	-0.78	-0.78	-0.78	-0.78	-0.78	-0.78	-0.78	-0.78
Dallas-Fort Worth, TX	Ozone	Moderate	50	0.00	0.05	-2.95	-2.99	-2.97	-2.98	-2.98	-2.98	-2.98	-2.99	-2.99
Dayton-Springfield, OH	Ozone	Maintenance	100	0.00	0.01	-0.70	-0.72	-0.71	-0.71	-0.71	-0.71	-0.71	-0.72	-0.72
Dayton-Springfield, OH	PM _{2.5}	Nonattainment	100	0.00	0.01	-0.70	-0.71	-0.71	-0.71	-0.71	-0.71	-0.71	-0.71	-0.72
Denver Metro, CO	PM ₁₀	Maintenance	100	0.00	0.02	-1.27	-1.29	-1.28	-1.28	-1.28	-1.28	-1.29	-1.29	-1.29
Denver-Boulder, CO	CO	Maintenance	100	0.00	0.02	-1.21	-1.23	-1.22	-1.23	-1.23	-1.23	-1.23	-1.23	-1.23
Denver-Boulder-Greeley-Fort Collins-Loveland, CO	Ozone	Former Subpart 1	50	0.00	0.03	-1.53	-1.55	-1.54	-1.54	-1.55	-1.55	-1.55	-1.55	-1.55
Detroit, MI	CO	Maintenance	100	0.00	0.01	-0.73	-0.74	-0.73	-0.74	-0.74	-0.74	-0.74	-0.74	-0.74
Detroit-Ann Arbor, MI	Ozone	Maintenance	100	0.00	0.07	-4.01	-4.07	-4.04	-4.05	-4.05	-4.05	-4.05	-4.06	-4.06
Detroit-Ann Arbor, MI	PM _{2.5}	Nonattainment	100	0.00	0.07	-4.01	-4.07	-4.04	-4.05	-4.05	-4.05	-4.05	-4.06	-4.06
Door County, WI	Ozone	Former Subpart 1	50	0.00	0.00	-0.02	-0.02	-0.02	-0.02	-0.02	-0.02	-0.02	-0.02	-0.02
Douglas (Cochise County), AZ	PM ₁₀	Moderate	100	0.00	0.00	-0.03	-0.03	-0.03	-0.03	-0.03	-0.03	-0.03	-0.03	-0.03

Table D2-7 Emission Changes <u>a/</u> (for Cumulative Impacts) by Nonattainment Area with Alternative Standards for HD Vehicles Benzene 2018														
Nonattainment Area	Pollutant	Status <u>c/</u>	General Conformity Threshold <u>d/</u>	Emissions Changes for Cumulative Impacts (tons/year)										
				Alt. 1	Alt. 2	Alt. 3	Alt. 4	Alt. 6A	Alt. 5	Alt. 6 <u>b/</u>	Alt. 7	Alt. 6B	Alt. 8	
				No Action	Engine Only	Class 8 Tractors	Engines & Classes 7-8 Tractors	15% below Preferred Alternative Stringency	Engines, Classes 7-8 Tractors, & Classes 2b-3	Engines, Tractors, & Classes 2b-8	Engines, Tractors, & Truckers, Trailers	20% above Preferred Alternative Stringency	Accelerated Hybrid Adoption	
Douglas (Cochise County), AZ	SO _x	Maintenance	100	0.00	0.00	-0.03	-0.03	-0.03	-0.03	-0.03	-0.03	-0.03	-0.03	-0.03
Duluth, MN	CO	Maintenance	100	0.00	0.00	-0.04	-0.04	-0.04	-0.04	-0.04	-0.04	-0.04	-0.04	-0.04
Eagle River, AK	PM ₁₀	Moderate	100	0.00	0.00	-0.01	-0.01	-0.01	-0.01	-0.01	-0.01	-0.01	-0.01	-0.01
East Chicago, IN	CO	Maintenance	100	0.00	0.00	-0.09	-0.09	-0.09	-0.09	-0.09	-0.09	-0.09	-0.09	-0.09
East Chicago, IN	PM ₁₀	Maintenance	100	0.00	0.00	-0.10	-0.10	-0.10	-0.10	-0.10	-0.10	-0.10	-0.10	-0.10
East Helena Area (Lewis and Clark County), MT	SO _x	Nonattainment	100	0.00	0.00	0.00	0.00	0.00	0.00	0.00	0.00	0.00	0.00	0.00
El Paso County, TX	PM ₁₀	Moderate	100	0.00	0.00	-0.21	-0.22	-0.22	-0.22	-0.22	-0.22	-0.22	-0.22	-0.22
El Paso, TX	CO	Maintenance	100	0.00	0.00	-0.02	-0.02	-0.02	-0.02	-0.02	-0.02	-0.02	-0.02	-0.02
Erie, PA	Ozone	Maintenance	100	0.00	0.00	-0.10	-0.10	-0.10	-0.10	-0.10	-0.10	-0.10	-0.10	-0.10
Essex County (Whiteface Mountain), NY	Ozone	Former Subpart 1	50	0.00	0.00	0.00	0.00	0.00	0.00	0.00	0.00	0.00	0.00	0.00
Eugene-Springfield, OR	CO	Maintenance	100	0.00	0.00	-0.20	-0.20	-0.20	-0.20	-0.20	-0.20	-0.20	-0.20	-0.20
Eugene-Springfield, OR	PM ₁₀	Moderate	100	0.00	0.00	-0.20	-0.20	-0.20	-0.20	-0.20	-0.20	-0.20	-0.20	-0.20
Evansville, IN	Ozone	Maintenance	100	0.00	0.00	-0.26	-0.26	-0.26	-0.26	-0.26	-0.26	-0.26	-0.26	-0.26
Evansville, IN	PM _{2.5}	Nonattainment	100	0.00	0.00	-0.26	-0.26	-0.26	-0.26	-0.26	-0.26	-0.26	-0.27	-0.27
Fairbanks, AK	CO	Maintenance	100	0.00	0.00	-0.01	-0.01	-0.01	-0.01	-0.01	-0.01	-0.01	-0.01	-0.01
Fayetteville, NC	Ozone	Former Subpart 1	50	0.00	0.00	-0.13	-0.13	-0.13	-0.13	-0.13	-0.13	-0.13	-0.13	-0.13
Flathead County; Whitefish and vicinity, MT	PM ₁₀	Moderate	100	0.00	0.00	0.00	0.00	0.00	0.00	0.00	0.00	0.00	0.00	0.00
Flint, MI	Ozone	Maintenance	100	0.00	0.00	-0.24	-0.24	-0.24	-0.24	-0.24	-0.24	-0.24	-0.25	-0.25
Follansbee, WV	PM ₁₀	Maintenance	100	0.00	0.00	0.00	0.00	0.00	0.00	0.00	0.00	0.00	0.00	0.00
Fort Collins, CO	CO	Maintenance	100	0.00	0.00	-0.07	-0.08	-0.08	-0.08	-0.08	-0.08	-0.08	-0.08	-0.08
Fort Hall Reservation, ID	PM ₁₀	Moderate	100	0.00	0.00	0.00	0.00	0.00	0.00	0.00	0.00	0.00	0.00	0.00
Fort Wayne, IN	Ozone	Maintenance	100	0.00	0.00	-0.16	-0.17	-0.17	-0.17	-0.17	-0.17	-0.17	-0.17	-0.17
Franklin County, PA	Ozone	Maintenance	100	0.00	0.00	-0.07	-0.07	-0.07	-0.07	-0.07	-0.07	-0.07	-0.07	-0.07
Franklin Township (Coshocton County), OH	SO _x	Maintenance	100	0.00	0.00	0.00	0.00	0.00	0.00	0.00	0.00	0.00	0.00	0.00
Frederick County, VA	Ozone	Former Subpart 1	50	0.00	0.00	-0.06	-0.06	-0.06	-0.06	-0.06	-0.06	-0.06	-0.06	-0.06
Fredericksburg, VA	Ozone	Maintenance	100	0.00	0.00	-0.18	-0.18	-0.18	-0.18	-0.18	-0.18	-0.18	-0.18	-0.18
Freehold, NJ	CO	Maintenance	100	0.00	0.00	-0.01	-0.01	-0.01	-0.01	-0.01	-0.01	-0.01	-0.01	-0.01
Fresno, CA	CO	Maintenance	100	0.00	0.00	-0.25	-0.25	-0.25	-0.25	-0.25	-0.25	-0.25	-0.25	-0.25
Grand Rapids, MI	Ozone	Maintenance	100	0.00	0.00	-0.35	-0.36	-0.35	-0.36	-0.36	-0.36	-0.36	-0.36	-0.36
Granite City, Nameoki Townships, IL	PM ₁₀	Maintenance	100	0.00	0.00	-0.02	-0.02	-0.02	-0.02	-0.02	-0.02	-0.02	-0.02	-0.02
Grant County, NM	SO _x	Maintenance	100	0.00	0.00	0.00	0.00	0.00	0.00	0.00	0.00	0.00	0.00	0.00
Grants Pass, OR	CO	Maintenance	100	0.00	0.00	-0.01	-0.02	-0.01	-0.02	-0.02	-0.02	-0.02	-0.02	-0.02
Grants Pass, OR	PM ₁₀	Maintenance	100	0.00	0.00	-0.01	-0.02	-0.01	-0.02	-0.02	-0.02	-0.02	-0.02	-0.02
Great Falls, MT	CO	Maintenance	100	0.00	0.00	-0.01	-0.01	-0.01	-0.01	-0.01	-0.01	-0.01	-0.01	-0.01
Greater Connecticut, CT	Ozone	Moderate	50	0.00	0.01	-0.73	-0.74	-0.74	-0.74	-0.74	-0.74	-0.74	-0.74	-0.75
Greeley, CO	CO	Maintenance	100	0.00	0.00	-0.05	-0.05	-0.05	-0.05	-0.05	-0.05	-0.05	-0.06	-0.06
Green Bay, WI	SO _x	Maintenance	100	0.00	0.00	-0.05	-0.06	-0.05	-0.05	-0.05	-0.05	-0.05	-0.06	-0.06
Greene County, IN	Ozone	Maintenance	100	0.00	0.00	-0.02	-0.03	-0.02	-0.03	-0.03	-0.03	-0.03	-0.03	-0.03
Greene County, PA	Ozone	Maintenance	100	0.00	0.00	-0.02	-0.02	-0.02	-0.02	-0.02	-0.02	-0.02	-0.02	-0.03
Greensboro-Winston Salem-High Point, NC	Ozone	Marginal	50	0.00	0.02	-1.07	-1.09	-1.08	-1.08	-1.08	-1.08	-1.08	-1.08	-1.09
Greensboro-Winston salem-High Point, NC	PM _{2.5}	Nonattainment	100	0.00	0.02	-1.07	-1.08	-1.08	-1.08	-1.08	-1.08	-1.08	-1.08	-1.08
Greenville-Spartanburg-Anderson, SC	Ozone	Former Subpart 1	50	0.00	0.00	-0.41	-0.42	-0.41	-0.41	-0.41	-0.41	-0.42	-0.42	-0.42
Groveland Township (Tazewell County), IL	SO _x	Maintenance	100	0.00	0.00	-0.01	-0.01	-0.01	-0.01	-0.01	-0.01	-0.01	-0.01	-0.01

Table D2-7 Emission Changes <u>a/</u> (for Cumulative Impacts) by Nonattainment Area with Alternative Standards for HD Vehicles Benzene 2018														
Nonattainment Area	Pollutant	Status <u>c/</u>	General Conformity Threshold <u>d/</u>	Emissions Changes for Cumulative Impacts (tons/year)										
				Alt. 1	Alt. 2	Alt. 3	Alt. 4	Alt. 6A	Alt. 5	Alt. 6 <u>b/</u>	Alt. 7	Alt. 6B	Alt. 8	
				No Action	Engine Only	Class 8 Tractors	Engines & Classes 7-8 Tractors	15% below Preferred Alternative Stringency	Engines, Classes 7-8 Tractors, & Classes 2b-3	Engines, Tractors, & Classes 2b-8	Engines, Tractors, & Truck, & Trailers	20% above Preferred Alternative Stringency	Accelerated Hybrid Adoption	
Hancock-Knox-Lincoln-Waldo Counties, ME	Ozone	Maintenance	100	0.00	0.00	-0.05	-0.05	-0.05	-0.05	-0.05	-0.05	-0.05	-0.05	-0.05
Harrisburg-Lebanon-Carlisle, PA	Ozone	Maintenance	100	0.00	0.01	-0.71	-0.72	-0.72	-0.72	-0.72	-0.72	-0.72	-0.72	-0.72
Harrisburg-Lebanon-Carlisle, PA	PM _{2.5}	Nonattainment	100	0.00	0.01	-0.71	-0.72	-0.72	-0.72	-0.72	-0.72	-0.72	-0.72	-0.72
Hartford-New Britain-Middletown, CT	CO	Maintenance	100	0.00	0.01	-0.47	-0.48	-0.48	-0.48	-0.48	-0.48	-0.48	-0.48	-0.48
Hayden (Pinal County), AZ	SO _x	Nonattainment	100	0.00	0.00	0.00	-0.01	-0.01	-0.01	-0.01	-0.01	-0.01	-0.01	-0.01
Hayden/Miami, AZ	PM ₁₀	Moderate	100	0.00	0.00	-0.02	-0.02	-0.02	-0.02	-0.02	-0.02	-0.02	-0.02	-0.02
Haywood and Swain Counties (Great Smoky Mountain NP), NC	Ozone	Maintenance	100	0.00	0.00	0.00	-0.01	0.00	-0.01	-0.01	-0.01	-0.01	-0.01	-0.01
Hazelwood, PA	SO _x	Maintenance	100	0.00	0.00	-0.02	-0.02	-0.02	-0.02	-0.02	-0.02	-0.02	-0.02	-0.02
Hickory, NC	PM _{2.5}	Nonattainment	100	0.00	0.00	-0.08	-0.08	-0.08	-0.08	-0.08	-0.08	-0.08	-0.08	-0.08
Hickory-Morgantown-Lenoir, NC	Ozone	Former Subpart 1	50	0.00	0.00	-0.13	-0.13	-0.13	-0.13	-0.13	-0.13	-0.13	-0.13	-0.13
Hollis Township, IL	SO _x	Maintenance	100	0.00	0.00	0.00	0.00	0.00	0.00	0.00	0.00	0.00	0.00	0.00
Houston-Galveston-Brazoria, TX	Ozone	Severe	25	0.00	0.03	-2.44	-2.48	-2.47	-2.47	-2.47	-2.47	-2.48	-2.49	-2.49
Humphreys County, TN	SO _x	Maintenance	100	0.00	0.00	0.00	0.00	0.00	0.00	0.00	0.00	0.00	0.00	0.00
Huntington-Ashland, WV-KY-OH	PM _{2.5}	Nonattainment	100	0.00	0.00	-0.14	-0.14	-0.14	-0.14	-0.14	-0.14	-0.14	-0.14	-0.15
Huntington-Ashland, WV-KY	Ozone	Maintenance	100	0.00	0.00	-0.08	-0.08	-0.08	-0.08	-0.08	-0.08	-0.08	-0.08	-0.08
Huron County, MI	Ozone	Maintenance	100	0.00	0.00	-0.01	-0.01	-0.01	-0.01	-0.01	-0.01	-0.01	-0.01	-0.01
Imperial County, CA	Ozone	Moderate	50	0.00	0.00	-0.10	-0.10	-0.10	-0.10	-0.10	-0.10	-0.10	-0.10	-0.10
Imperial Valley, CA	PM ₁₀	Serious	70	0.00	0.00	-0.09	-0.10	-0.09	-0.10	-0.10	-0.10	-0.10	-0.10	-0.10
Indian Wells, CA	PM ₁₀	Maintenance	100	0.00	0.00	-0.02	-0.02	-0.02	-0.02	-0.02	-0.02	-0.02	-0.02	-0.03
Indianapolis, IN	CO	Maintenance	100	0.00	0.03	-1.55	-1.57	-1.56	-1.56	-1.56	-1.56	-1.56	-1.56	-1.56
Indianapolis, IN	Ozone	Maintenance	100	0.00	0.02	-1.55	-1.58	-1.57	-1.57	-1.57	-1.57	-1.57	-1.58	-1.58
Indianapolis, IN	PM _{2.5}	Nonattainment	100	0.00	0.03	-1.55	-1.57	-1.56	-1.56	-1.56	-1.56	-1.57	-1.57	-1.57
Jackson County, IN	Ozone	Maintenance	100	0.00	0.00	-0.04	-0.04	-0.04	-0.04	-0.04	-0.04	-0.04	-0.04	-0.04
Jamestown, NY	Ozone	Former Subpart 1	50	0.00	0.00	-0.07	-0.07	-0.07	-0.07	-0.07	-0.07	-0.07	-0.07	-0.07
Jefferson County, NY	Ozone	Moderate	50	0.00	0.00	-0.05	-0.06	-0.06	-0.06	-0.06	-0.06	-0.06	-0.06	-0.06
Jefferson County, OH	PM ₁₀	Maintenance	100	0.00	0.00	0.00	0.00	0.00	0.00	0.00	0.00	0.00	0.00	-0.01
Johnson City-Kingsport-Bristol, TN	Ozone	Former Subpart 1	50	0.00	0.00	-0.10	-0.10	-0.10	-0.10	-0.10	-0.10	-0.10	-0.11	-0.11
Johnstown, PA	Ozone	Maintenance	100	0.00	0.00	-0.10	-0.10	-0.10	-0.10	-0.10	-0.10	-0.10	-0.10	-0.11
Johnstown, PA	PM _{2.5}	Nonattainment	100	0.00	0.00	-0.10	-0.10	-0.10	-0.10	-0.10	-0.10	-0.10	-0.10	-0.11
Juneau, AK	PM ₁₀	Moderate	100	0.00	0.00	-0.01	-0.01	-0.01	-0.01	-0.01	-0.01	-0.01	-0.01	-0.01
Kalamazoo-Battle Creek, MI	Ozone	Maintenance	100	0.00	0.00	-0.23	-0.23	-0.23	-0.23	-0.23	-0.23	-0.23	-0.23	-0.24
Kalispell, MT	PM ₁₀	Moderate	100	0.00	0.00	-0.01	-0.01	-0.01	-0.01	-0.01	-0.01	-0.01	-0.01	-0.01
Kent and Queen Annes Counties, MD	Ozone	Maintenance	100	0.00	0.00	-0.06	-0.07	-0.07	-0.07	-0.07	-0.07	-0.07	-0.07	-0.07
Kent, WA	PM ₁₀	Maintenance	100	0.00	-0.01	-0.02	-0.02	-0.02	-0.02	-0.02	-0.02	-0.02	-0.03	-0.03
Kern County (Eastern Kern), CA	Ozone	Former Subpart 1	50	0.00	-0.01	-0.05	-0.06	-0.06	-0.06	-0.06	-0.06	-0.06	-0.07	-0.07
Kewaunee County, WI	Ozone	Maintenance	100	0.00	0.00	-0.01	-0.01	-0.01	-0.01	-0.01	-0.01	-0.01	-0.01	-0.01
King County, WA	PM ₁₀	Maintenance	100	0.00	-0.01	-0.01	-0.02	-0.02	-0.02	-0.02	-0.02	-0.02	-0.02	-0.02
Klamath Falls, OR	CO	Maintenance	100	0.00	0.00	-0.04	-0.05	-0.05	-0.05	-0.05	-0.05	-0.05	-0.05	-0.05
Klamath Falls, OR	PM ₁₀	Maintenance	100	0.00	0.00	-0.04	-0.05	-0.05	-0.05	-0.05	-0.05	-0.05	-0.05	-0.05
Knoxville, TN	Ozone	Former Subpart 1	50	0.00	0.01	-0.90	-0.92	-0.91	-0.91	-0.91	-0.91	-0.91	-0.92	-0.92
Knoxville, TN	PM _{2.5}	Nonattainment	100	0.00	0.01	-0.90	-0.92	-0.91	-0.91	-0.91	-0.91	-0.91	-0.92	-0.92
La Porte County, IN	SO _x	Maintenance	100	0.00	0.00	-0.02	-0.02	-0.02	-0.02	-0.02	-0.02	-0.02	-0.02	-0.02
LaGrande, OR	PM ₁₀	Maintenance	100	0.00	0.00	-0.01	-0.01	-0.01	-0.01	-0.01	-0.01	-0.01	-0.01	-0.01

Table D2-7 Emission Changes <u>a/</u> (for Cumulative Impacts) by Nonattainment Area with Alternative Standards for HD Vehicles Benzene 2018														
Nonattainment Area	Pollutant	Status <u>c/</u>	General Conformity Threshold <u>d/</u>	Emissions Changes for Cumulative Impacts (tons/year)										
				Alt. 1	Alt. 2	Alt. 3	Alt. 4	Alt. 6A	Alt. 5	Alt. 6 <u>b/</u>	Alt. 7	Alt. 6B	Alt. 8	
				No Action	Engine Only	Class 8 Tractors	Engines & Classes 7-8 Tractors	15% below Preferred Alternative Stringency	Engines, Classes 7-8 Tractors, & Classes 2b-3	Engines, Tractors, & Classes 2b-8	Engines, Tractors, & Truck, & Trailers	20% above Preferred Alternative Stringency	Accelerated Hybrid Adoption	
Lake County, IN	SO _x	Maintenance	100	0.00	0.00	-0.14	-0.14	-0.14	-0.14	-0.14	-0.14	-0.14	-0.15	-0.15
Lake County, OH	SO _x	Maintenance	100	0.00	0.00	-0.02	-0.02	-0.02	-0.02	-0.02	-0.02	-0.02	-0.02	-0.02
Lake County, OR	PM ₁₀	Maintenance	100	0.00	0.00	0.00	0.00	0.00	0.00	0.00	0.00	0.00	0.00	0.00
Lake Tahoe North Shore, CA	CO	Maintenance	100	0.00	0.00	-0.01	-0.01	-0.01	-0.01	-0.01	-0.01	-0.01	-0.01	-0.01
Lake Tahoe South Shore, CA	CO	Maintenance	100	0.00	0.00	-0.02	-0.03	-0.03	-0.03	-0.03	-0.03	-0.03	-0.03	-0.03
Lake Tahoe, NV	CO	Maintenance	100	0.00	0.00	-0.01	-0.01	-0.01	-0.01	-0.01	-0.01	-0.01	-0.01	-0.01
Lamar, CO	PM ₁₀	Maintenance	100	0.00	0.00	0.00	0.00	0.00	0.00	0.00	0.00	0.00	0.00	0.00
Lame Deer, MT	PM ₁₀	Moderate	100	0.00	0.00	0.00	0.00	0.00	0.00	0.00	0.00	0.00	0.00	0.00
Lancaster, PA	Ozone	Maintenance	100	0.00	0.01	-0.39	-0.40	-0.40	-0.40	-0.40	-0.40	-0.40	-0.40	-0.40
Lancaster, PA	PM _{2.5}	Nonattainment	100	0.00	0.01	-0.39	-0.40	-0.40	-0.40	-0.40	-0.40	-0.40	-0.40	-0.40
Lane County, OR	PM ₁₀	Moderate	100	0.00	0.00	0.00	0.00	0.00	0.00	0.00	-0.01	-0.01	-0.01	-0.01
Lansing-East Lansing, MI	Ozone	Maintenance	100	0.00	0.00	-0.21	-0.22	-0.21	-0.21	-0.21	-0.21	-0.22	-0.22	-0.22
LaPorte, IN	Ozone	Maintenance	100	0.00	0.00	-0.05	-0.05	-0.05	-0.05	-0.05	-0.05	-0.05	-0.05	-0.05
Las Vegas, NV	CO	Serious	100	0.00	0.03	-1.26	-1.27	-1.26	-1.26	-1.26	-1.27	-1.27	-1.27	-1.27
Las Vegas, NV	Ozone	Former Subpart 1	50	0.00	0.02	-1.26	-1.27	-1.27	-1.27	-1.27	-1.27	-1.27	-1.27	-1.27
Lauderdale County, AL	SO _x	Maintenance	100	0.00	0.00	-0.04	-0.04	-0.04	-0.04	-0.04	-0.04	-0.04	-0.04	-0.04
Laurel Area (Yellowstone County), MT	SO _x	Nonattainment	100	0.00	0.00	0.00	0.00	0.00	0.00	0.00	0.00	0.00	0.00	0.00
Libby, MT	PM ₁₀	Moderate	100	0.00	0.00	0.00	0.00	0.00	0.00	0.00	0.00	0.00	0.00	0.00
Libby, MT	PM _{2.5}	Nonattainment	100	0.00	0.00	0.00	0.00	0.00	0.00	0.00	0.00	0.00	0.00	0.00
Liberty-Clairton, PA	PM _{2.5}	Nonattainment	100	0.00	0.00	-0.01	-0.01	-0.01	-0.01	-0.01	-0.01	-0.01	-0.01	-0.01
Lima, OH	Ozone	Maintenance	100	0.00	0.00	-0.05	-0.05	-0.05	-0.05	-0.05	-0.05	-0.05	-0.05	-0.05
Longmont, CO	CO	Maintenance	100	0.00	0.00	-0.04	-0.04	-0.04	-0.04	-0.04	-0.04	-0.04	-0.04	-0.04
Lorain County, OH	SO _x	Maintenance	100	0.00	0.00	-0.02	-0.02	-0.02	-0.02	-0.02	-0.02	-0.02	-0.02	-0.02
Los Angeles South Coast Air Basin, CA	CO	Maintenance	100	0.00	0.67	-32.52	-32.90	-32.73	-32.74	-32.77	-32.77	-32.77	-32.79	-32.79
Los Angeles South Coast Air Basin, CA	NO _x	Maintenance	100	0.00	0.67	-32.52	-32.90	-32.73	-32.74	-32.77	-32.77	-32.77	-32.79	-32.79
Los Angeles South Coast Air Basin, CA	Ozone	Extreme	10	0.00	0.67	-32.52	-32.90	-32.73	-32.74	-32.77	-32.77	-32.77	-32.79	-32.79
Los Angeles South Coast Air Basin, CA	PM ₁₀	Serious	70	0.00	0.67	-32.52	-32.90	-32.73	-32.74	-32.77	-32.77	-32.77	-32.79	-32.79
Los Angeles South Coast Air Basin, CA	PM _{2.5}	Nonattainment	100	0.00	0.67	-32.52	-32.90	-32.73	-32.74	-32.77	-32.77	-32.77	-32.79	-32.79
Los Angeles-San Bernardino Counties (western Mohave), CA	Ozone	Moderate	50	0.00	-0.01	-0.31	-0.32	-0.32	-0.32	-0.32	-0.32	-0.32	-0.33	-0.33
Louisville, KY-IN	Ozone	Maintenance	100	0.00	0.02	-0.98	-1.00	-0.99	-0.99	-0.99	-0.99	-0.99	-1.00	-1.00
Louisville, KY-IN	PM _{2.5}	Nonattainment	100	0.00	0.02	-0.98	-1.00	-0.99	-0.99	-0.99	-0.99	-0.99	-1.00	-1.00
Lowell, MA	CO	Maintenance	100	0.00	0.00	-0.05	-0.05	-0.05	-0.05	-0.05	-0.05	-0.05	-0.05	-0.05
Lucas County, OH	SO _x	Maintenance	100	0.00	0.00	-0.14	-0.14	-0.14	-0.14	-0.14	-0.14	-0.14	-0.14	-0.14
Lyons Township, IL	PM ₁₀	Maintenance	100	0.00	0.00	-0.03	-0.04	-0.03	-0.04	-0.04	-0.04	-0.04	-0.04	-0.04
Macon, GA	Ozone	Maintenance	100	0.00	0.00	-0.19	-0.19	-0.19	-0.19	-0.19	-0.19	-0.19	-0.19	-0.20
Macon, GA	PM _{2.5}	Nonattainment	100	0.00	0.00	-0.19	-0.19	-0.19	-0.19	-0.19	-0.19	-0.19	-0.19	-0.20
Madison and Page Counties (Shenandoah NP), VA	Ozone	Maintenance	100	0.00	0.00	0.00	0.00	0.00	0.00	0.00	0.00	0.00	0.00	0.00
Madison, WI	SO _x	Maintenance	100	0.00	0.00	-0.10	-0.11	-0.10	-0.10	-0.10	-0.10	-0.10	-0.11	-0.11
Mammoth Lake, CA	PM ₁₀	Moderate	100	0.00	0.00	0.00	0.00	0.00	0.00	0.00	0.00	0.00	0.00	0.00
Manchester, NH	CO	Maintenance	100	0.00	0.00	-0.04	-0.04	-0.04	-0.04	-0.04	-0.04	-0.04	-0.04	-0.04
Manitowoc County, WI	Ozone	Former Subpart 1	50	0.00	0.00	-0.05	-0.05	-0.05	-0.05	-0.05	-0.05	-0.05	-0.05	-0.05
Marion County, IN	SO _x	Maintenance	100	0.00	0.00	-0.14	-0.15	-0.14	-0.15	-0.15	-0.15	-0.15	-0.15	-0.15
Mariposa and Tuolumne Counties (Southern Mountain), CA	Ozone	Former Subpart 1	50	0.00	0.00	-0.05	-0.05	-0.05	-0.05	-0.05	-0.05	-0.05	-0.05	-0.05

Table D2-7 Emission Changes <u>a/</u> (for Cumulative Impacts) by Nonattainment Area with Alternative Standards for HD Vehicles Benzene 2018														
Nonattainment Area	Pollutant	Status <u>c/</u>	General Conformity Threshold <u>d/</u>	Emissions Changes for Cumulative Impacts (tons/year)										
				Alt. 1	Alt. 2	Alt. 3	Alt. 4	Alt. 6A	Alt. 5	Alt. 6 <u>b/</u>	Alt. 7	Alt. 6B	Alt. 8	
				No Action	Engine Only	Class 8 Tractors	Engines & Classes 7-8 Tractors	15% below Preferred Alternative Stringency	Engines, Classes 7-8 Tractors, & Classes 2b-3	Engines, Tractors, & Classes 2b-8	Engines, Tractors, & Trucks, & Trailers	20% above Preferred Alternative Stringency	Accelerated Hybrid Adoption	
Martinsburg, WV-Hagerstown, MD	PM _{2.5}	Nonattainment	100	0.00	0.00	-0.14	-0.15	-0.15	-0.15	-0.15	-0.15	-0.15	-0.15	-0.15
Mason County, MI	Ozone	Maintenance	100	0.00	0.00	-0.01	-0.01	-0.01	-0.01	-0.01	-0.01	-0.01	-0.01	-0.01
Medford, OR	CO	Maintenance	100	0.00	0.00	-0.03	-0.03	-0.03	-0.03	-0.03	-0.03	-0.03	-0.03	-0.03
Medford-Ashland, OR	PM ₁₀	Maintenance	100	0.00	0.00	-0.08	-0.08	-0.08	-0.08	-0.08	-0.08	-0.08	-0.08	-0.08
Memphis, TN-AR	Ozone	Maintenance	100	0.00	0.00	-0.45	-0.46	-0.46	-0.46	-0.46	-0.46	-0.46	-0.46	-0.46
Memphis, TN	CO	Maintenance	100	0.00	0.00	-0.41	-0.42	-0.42	-0.42	-0.42	-0.42	-0.42	-0.42	-0.42
Miami (Gila County), AZ	SO _x	Maintenance	100	0.00	0.00	-0.01	-0.01	-0.01	-0.01	-0.01	-0.01	-0.01	-0.01	-0.01
Millinocket AQCR 109, ME	SO _x	Maintenance	100	0.00	0.00	0.00	0.00	0.00	0.00	0.00	0.00	0.00	0.00	0.00
Milwaukee, WI	SO _x	Maintenance	100	0.00	0.00	-0.24	-0.24	-0.24	-0.24	-0.24	-0.24	-0.24	-0.24	-0.24
Milwaukee-Racine, WI	Ozone	Moderate	50	0.00	0.01	-0.78	-0.79	-0.78	-0.78	-0.78	-0.79	-0.79	-0.79	-0.79
Minneapolis-St Paul, MN	CO	Maintenance	100	0.00	0.04	-2.46	-2.49	-2.48	-2.48	-2.48	-2.48	-2.48	-2.49	-2.49
Minneapolis-St Paul, MN	SO _x	Maintenance	100	0.00	0.04	-2.46	-2.49	-2.48	-2.48	-2.48	-2.48	-2.48	-2.49	-2.49
Missoula, MT	CO	Maintenance	100	0.00	0.00	-0.05	-0.05	-0.05	-0.05	-0.05	-0.05	-0.05	-0.05	-0.06
Missoula, MT	PM ₁₀	Moderate	100	0.00	0.00	-0.05	-0.05	-0.05	-0.05	-0.05	-0.05	-0.05	-0.05	-0.06
Modesto, CA	CO	Maintenance	100	0.00	0.00	-0.13	-0.13	-0.13	-0.13	-0.13	-0.13	-0.13	-0.13	-0.13
Mohave County, AZ	PM ₁₀	Maintenance	100	0.00	0.00	-0.04	-0.05	-0.05	-0.05	-0.05	-0.05	-0.05	-0.05	-0.05
Mono Basin, CA	PM ₁₀	Moderate	100	0.00	0.00	0.00	0.00	0.00	0.00	0.00	0.00	0.00	0.00	0.00
Morenci (Greenlee County), AZ	SO _x	Maintenance	100	0.00	0.00	0.00	0.00	0.00	0.00	0.00	0.00	0.00	0.00	0.00
Morristown, NJ	CO	Maintenance	100	0.00	0.00	-0.01	-0.01	-0.01	-0.01	-0.01	-0.01	-0.01	-0.01	-0.01
Muhlenberg County, KY	SO _x	Maintenance	100	0.00	0.00	-0.02	-0.02	-0.02	-0.02	-0.02	-0.02	-0.02	-0.02	-0.02
Muncie, IN	Ozone	Maintenance	100	0.00	0.00	-0.06	-0.06	-0.06	-0.06	-0.06	-0.06	-0.06	-0.06	-0.06
Murray County (Chattahoochee NF), GA	Ozone	Maintenance	100	0.00	0.00	0.00	0.00	0.00	0.00	0.00	0.00	0.00	0.00	0.00
Muscatine County, IA	SO _x	Maintenance	100	0.00	0.00	-0.01	-0.01	-0.01	-0.01	-0.01	-0.01	-0.01	-0.01	-0.01
Muskegon, MI	Ozone	Maintenance	100	0.00	0.00	-0.06	-0.06	-0.06	-0.06	-0.06	-0.06	-0.06	-0.06	-0.06
Nashua, NH	CO	Maintenance	100	0.00	0.00	-0.03	-0.03	-0.03	-0.03	-0.03	-0.03	-0.03	-0.03	-0.03
Nashville, TN	Ozone	Former Subpart 1	50	0.00	0.01	-0.71	-0.72	-0.71	-0.71	-0.71	-0.72	-0.72	-0.72	-0.72
Nevada County (western part), CA	Ozone	Former Subpart 1	50	0.00	0.00	-0.06	-0.06	-0.06	-0.06	-0.06	-0.06	-0.06	-0.06	-0.06
New Haven County, CT	PM ₁₀	Maintenance	100	0.00	0.00	-0.06	-0.06	-0.06	-0.06	-0.06	-0.06	-0.06	-0.06	-0.06
New Haven-Meriden-Waterbury, CT	CO	Maintenance	100	0.00	0.01	-0.35	-0.36	-0.35	-0.35	-0.35	-0.35	-0.35	-0.36	-0.36
New Manchester-Grant Magisterial District (Hancock County), WV	SO _x	Maintenance	100	0.00	0.00	0.00	0.00	0.00	0.00	0.00	-0.01	-0.01	-0.01	-0.01
New York County, NY	PM ₁₀	Moderate	100	0.00	-0.03	-0.25	-0.28	-0.27	-0.28	-0.28	-0.29	-0.30	-0.32	-0.32
New York-N. New Jersey-Long Island, NY-NJ-CT	CO	Maintenance	100	0.00	0.13	-10.01	-10.19	-10.12	-10.14	-10.15	-10.16	-10.16	-10.20	-10.22
New York-N. New Jersey-Long Island, NY-NJ-CT	PM _{2.5}	Nonattainment	100	0.00	0.13	-10.02	-10.20	-10.13	-10.15	-10.16	-10.17	-10.21	-10.24	-10.24
New York-northern New Jersey-Long Island, NY-NJ-CT	Ozone	Moderate	50	0.00	0.05	-6.53	-6.66	-6.61	-6.63	-6.64	-6.65	-6.69	-6.72	-6.72
Nogales, AZ	PM ₁₀	Moderate	100	0.00	0.00	-0.02	-0.02	-0.02	-0.02	-0.02	-0.02	-0.02	-0.02	-0.02
Norfolk-Virginia Beach-Newport News, VA	Ozone	Maintenance	100	0.00	0.01	-0.69	-0.70	-0.70	-0.70	-0.70	-0.70	-0.70	-0.70	-0.70
Ogden, UT	CO	Maintenance	100	0.00	0.00	-0.06	-0.06	-0.06	-0.06	-0.06	-0.06	-0.06	-0.06	-0.06
Ogden, UT	PM ₁₀	Moderate	100	0.00	0.00	-0.06	-0.06	-0.06	-0.06	-0.06	-0.06	-0.06	-0.06	-0.06
Oglesby, IL	PM ₁₀	Maintenance	100	0.00	0.00	0.00	0.00	0.00	0.00	0.00	0.00	0.00	0.00	0.00
Olmsted County, MN	PM ₁₀	Maintenance	100	0.00	0.00	-0.01	-0.01	-0.01	-0.01	-0.01	-0.01	-0.01	-0.01	-0.01
Olympia, Tumwater, Lacey, WA	PM ₁₀	Maintenance	100	0.00	0.00	-0.05	-0.05	-0.05	-0.05	-0.05	-0.05	-0.05	-0.05	-0.05
Owens Valley, CA	PM ₁₀	Serious	70	0.00	0.00	0.00	0.00	0.00	0.00	0.00	-0.01	-0.01	-0.01	-0.01
Pagosa Springs, CO	PM ₁₀	Maintenance	100	0.00	0.00	0.00	0.00	0.00	0.00	0.00	0.00	0.00	0.00	0.00

Table D2-7 Emission Changes <u>a/</u> (for Cumulative Impacts) by Nonattainment Area with Alternative Standards for HD Vehicles Benzene 2018														
Nonattainment Area	Pollutant	Status <u>c/</u>	General Conformity Threshold <u>d/</u>	Emissions Changes for Cumulative Impacts (tons/year)										
				Alt. 1	Alt. 2	Alt. 3	Alt. 4	Alt. 6A	Alt. 5	Alt. 6 <u>b/</u>	Alt. 7	Alt. 6B	Alt. 8	
				No Action	Engine Only	Class 8 Tractors	Engines & Classes 7-8 Tractors	15% below Preferred Alternative Stringency	Engines, Classes 7-8 Tractors, & Classes 2b-3	Engines, Tractors, & Classes 2b-8	Engines, Tractors, & Truckers, Trailers	20% above Preferred Alternative Stringency	Accelerated Hybrid Adoption	
Parkersburg-Marietta, WV-OH	Ozone	Maintenance	100	0.00	0.00	-0.13	-0.13	-0.13	-0.13	-0.13	-0.13	-0.13	-0.13	-0.13
Parkersburg-Marietta, WV-OH	PM _{2.5}	Nonattainment	100	0.00	0.00	-0.13	-0.13	-0.13	-0.13	-0.13	-0.13	-0.13	-0.13	-0.13
Payson, AZ	PM ₁₀	Maintenance	100	0.00	0.00	-0.01	-0.01	-0.01	-0.01	-0.01	-0.01	-0.01	-0.01	-0.01
Penns Grove, NJ	CO	Maintenance	100	0.00	0.00	0.00	0.00	0.00	0.00	0.00	0.00	0.00	0.00	0.00
Peoria, IL	SO _x	Maintenance	100	0.00	0.00	-0.04	-0.05	-0.05	-0.05	-0.05	-0.05	-0.05	-0.05	-0.05
Perth Amboy, NJ	CO	Maintenance	100	0.00	0.00	-0.03	-0.03	-0.03	-0.03	-0.03	-0.03	-0.03	-0.03	-0.03
Philadelphia-Camden County, PA-NJ	CO	Maintenance	100	0.00	0.00	-0.18	-0.18	-0.18	-0.18	-0.18	-0.18	-0.18	-0.18	-0.18
Phildelphia-Wilmington, PA-NY-DE	PM _{2.5}	Nonattainment	100	0.00	0.03	-1.96	-1.99	-1.98	-1.98	-1.98	-1.98	-1.98	-1.99	-1.99
Phildelphia-Wilmington-Atlantic City, PA-NY-MD-DE	Ozone	Moderate	50	0.00	0.05	-2.87	-2.91	-2.90	-2.90	-2.90	-2.90	-2.90	-2.91	-2.91
Phoenix, AZ	CO	Maintenance	100	0.00	0.08	-3.80	-3.85	-3.83	-3.83	-3.83	-3.83	-3.83	-3.84	-3.84
Phoenix, AZ	PM ₁₀	Serious	70	0.00	0.08	-3.80	-3.85	-3.83	-3.83	-3.83	-3.83	-3.83	-3.84	-3.84
Phoenix-Mesa, AZ	Ozone	Former Subpart 1	50	0.00	0.04	-1.94	-1.97	-1.95	-1.96	-1.96	-1.96	-1.96	-1.96	-1.96
Pierce County, WA	PM ₁₀	Maintenance	100	0.00	0.00	-0.01	-0.01	-0.01	-0.01	-0.01	-0.01	-0.01	-0.01	-0.01
Pinehurst, ID	PM ₁₀	Moderate	100	0.00	0.00	0.00	0.00	0.00	0.00	0.00	0.00	0.00	0.00	0.00
Pittsburgh, PA	CO	Maintenance	100	0.00	0.00	-0.01	-0.01	-0.01	-0.01	-0.01	-0.01	-0.01	-0.01	-0.01
Pittsburgh-Beaver Valley, PA	Ozone	Former Subpart 1	50	0.00	0.03	-1.71	-1.73	-1.72	-1.72	-1.72	-1.73	-1.73	-1.73	-1.73
Pittsburgh-Beaver Valley, PA	PM _{2.5}	Nonattainment	100	0.00	0.03	-1.71	-1.73	-1.72	-1.72	-1.72	-1.72	-1.72	-1.73	-1.73
Polk County, TN	SO _x	Maintenance	100	0.00	0.00	-0.01	-0.01	-0.01	-0.01	-0.01	-0.01	-0.01	-0.01	-0.01
Polson, MT	PM ₁₀	Moderate	100	0.00	0.00	0.00	0.00	0.00	0.00	0.00	0.00	0.00	0.00	0.00
Portland, ME	Ozone	Maintenance	100	0.00	0.00	-0.25	-0.25	-0.25	-0.25	-0.25	-0.25	-0.25	-0.25	-0.25
Portland, OR	CO	Maintenance	100	0.00	0.01	-0.51	-0.52	-0.52	-0.52	-0.52	-0.52	-0.52	-0.52	-0.52
Portneuf Valley, ID	PM ₁₀	Maintenance	100	0.00	0.00	-0.02	-0.02	-0.02	-0.02	-0.02	-0.02	-0.02	-0.02	-0.02
Poughkeepsie, NY	Ozone	Moderate	50	0.00	0.01	-0.58	-0.59	-0.59	-0.59	-0.59	-0.59	-0.59	-0.59	-0.59
Presque Isle, ME	PM ₁₀	Maintenance	100	0.00	0.00	0.00	0.00	0.00	0.00	0.00	0.00	0.00	0.00	0.00
Providence (entire State), RI	Ozone	Moderate	50	0.00	0.01	-0.43	-0.44	-0.43	-0.43	-0.43	-0.43	-0.43	-0.44	-0.44
Provo, UT	CO	Maintenance	100	0.00	0.00	-0.07	-0.07	-0.07	-0.07	-0.07	-0.07	-0.07	-0.07	-0.07
Raleigh-Durham, NC	CO	Maintenance	100	0.00	0.01	-0.55	-0.56	-0.56	-0.56	-0.56	-0.56	-0.56	-0.56	-0.56
Raleigh-Durham-Chapel Hill, NC	Ozone	Maintenance	100	0.00	0.01	-0.76	-0.77	-0.76	-0.76	-0.76	-0.76	-0.76	-0.76	-0.76
Ramsey County, MN	PM ₁₀	Maintenance	100	0.00	0.00	0.00	-0.01	0.00	-0.01	-0.01	-0.01	-0.01	-0.01	-0.01
Reading, PA	Ozone	Maintenance	100	0.00	0.00	-0.30	-0.30	-0.30	-0.30	-0.30	-0.30	-0.30	-0.30	-0.31
Reading, PA	PM _{2.5}	Nonattainment	100	0.00	0.00	-0.30	-0.30	-0.30	-0.30	-0.30	-0.30	-0.30	-0.30	-0.31
Reno, NV	CO	Maintenance	100	0.00	0.00	-0.11	-0.11	-0.11	-0.11	-0.11	-0.11	-0.11	-0.11	-0.11
Rhineland (Oneida County), WI	SO _x	Maintenance	100	0.00	0.00	0.00	0.00	0.00	0.00	0.00	0.00	0.00	0.00	0.00
Richmond-Petersburg, VA	Ozone	Maintenance	100	0.00	0.01	-0.54	-0.54	-0.54	-0.54	-0.54	-0.54	-0.54	-0.54	-0.54
Rillito, AZ	PM ₁₀	Moderate	100	0.00	0.00	-0.02	-0.02	-0.02	-0.02	-0.02	-0.02	-0.02	-0.02	-0.02
Riverside County (Coachella Valley), CA	Ozone	Severe	25	0.00	0.00	-0.26	-0.27	-0.27	-0.27	-0.27	-0.27	-0.27	-0.27	-0.27
Roanoke, VA	Ozone	Former Subpart 1	50	0.00	0.00	-0.12	-0.12	-0.12	-0.12	-0.12	-0.12	-0.12	-0.12	-0.12
Rochester (Olmsted County), MN	SO _x	Maintenance	100	0.00	0.00	-0.04	-0.04	-0.04	-0.04	-0.04	-0.04	-0.04	-0.04	-0.04
Rochester, NY	Ozone	Former Subpart 1	50	0.00	0.01	-0.59	-0.60	-0.59	-0.60	-0.60	-0.60	-0.60	-0.60	-0.60
Rocky Mount, NC	Ozone	Maintenance	100	0.00	0.00	-0.08	-0.09	-0.09	-0.09	-0.09	-0.09	-0.09	-0.09	-0.09
Rome, GA	PM _{2.5}	Nonattainment	100	0.00	0.00	-0.06	-0.06	-0.06	-0.06	-0.06	-0.06	-0.06	-0.06	-0.06
Ronan, MT	PM ₁₀	Moderate	100	0.00	0.00	0.00	0.00	0.00	0.00	0.00	0.00	0.00	0.00	0.00
Rothschild, Rib Mountain, Weston (Marathon County), WI	SO _x	Maintenance	100	0.00	0.00	0.00	0.00	0.00	0.00	0.00	0.00	0.00	0.00	0.00

Nonattainment Area	Pollutant	Status <u>c/</u>	General Conformity Threshold <u>d/</u>	Emissions Changes for Cumulative Impacts (tons/year)										
				Alt. 1	Alt. 2	Alt. 3	Alt. 4	Alt. 6A	Alt. 5	Alt. 6 <u>b/</u>	Alt. 7	Alt. 6B	Alt. 8	
				No Action	Engine Only	Class 8 Tractors	Engines & Classes 7-8 Tractors	15% below Preferred Alternative Stringency	Engines, Classes 7-8 Tractors, & Classes 2b-3	Engines, Tractors, & Classes 2b-8	Engines, Tractors, & Trucks, & Trailers	20% above Preferred Alternative Stringency	Accelerated Hybrid Adoption	
Sacramento County, CA	PM ₁₀	Moderate	100	0.00	0.01	-0.62	-0.63	-0.62	-0.63	-0.63	-0.63	-0.63	-0.63	-0.63
Sacramento Metro, CA	Ozone	Severe	25	0.00	0.02	-1.10	-1.11	-1.11	-1.11	-1.11	-1.11	-1.11	-1.11	-1.11
Sacramento, CA	CO	Maintenance	100	0.00	0.01	-0.68	-0.69	-0.69	-0.69	-0.69	-0.69	-0.69	-0.69	-0.69
Salem, OR	CO	Maintenance	100	0.00	0.00	-0.06	-0.06	-0.06	-0.06	-0.06	-0.06	-0.06	-0.06	-0.06
Salt Lake City, UT	CO	Maintenance	100	0.00	0.00	-0.09	-0.10	-0.09	-0.09	-0.09	-0.09	-0.10	-0.10	-0.10
Salt Lake County, UT	PM ₁₀	Moderate	100	0.00	0.02	-0.89	-0.90	-0.90	-0.90	-0.90	-0.90	-0.90	-0.90	-0.90
Salt Lake County, UT	SO _x	Nonattainment	100	0.00	0.02	-0.89	-0.90	-0.90	-0.90	-0.90	-0.90	-0.90	-0.90	-0.90
San Antonio, TX	Ozone	Former Subpart 1	50	0.00	0.01	-0.81	-0.82	-0.82	-0.82	-0.82	-0.82	-0.82	-0.83	-0.83
San Bernardino County, CA	PM ₁₀	Moderate	100	0.00	-0.01	-0.20	-0.21	-0.21	-0.21	-0.21	-0.21	-0.21	-0.22	-0.22
San Diego, CA	CO	Maintenance	100	0.00	0.07	-3.45	-3.50	-3.48	-3.48	-3.48	-3.48	-3.48	-3.49	-3.49
San Diego, CA	Ozone	Former Subpart 1	50	0.00	0.07	-3.45	-3.50	-3.48	-3.48	-3.48	-3.48	-3.48	-3.49	-3.49
San Francisco Bay Area, CA	Ozone	Marginal	50	0.00	0.05	-2.72	-2.76	-2.74	-2.74	-2.74	-2.75	-2.75	-2.75	-2.75
San Francisco-Oakland-San Jose, CA	CO	Maintenance	100	0.00	0.06	-3.08	-3.12	-3.10	-3.10	-3.10	-3.11	-3.11	-3.11	-3.11
San Joaquin Valley, CA	Ozone	Extreme	10	0.00	0.10	-5.65	-5.73	-5.69	-5.70	-5.70	-5.71	-5.71	-5.72	-5.73
San Joaquin Valley, CA	PM ₁₀	Maintenance	100	0.00	0.10	-5.65	-5.73	-5.69	-5.70	-5.70	-5.71	-5.71	-5.72	-5.73
San Joaquin Valley, CA	PM _{2.5}	Nonattainment	100	0.00	0.10	-5.65	-5.73	-5.69	-5.70	-5.70	-5.71	-5.71	-5.72	-5.73
San Manuel (Pinal County), AZ	SO _x	Maintenance	100	0.00	0.00	-0.02	-0.02	-0.02	-0.02	-0.02	-0.02	-0.02	-0.02	-0.02
Sanders County (part);Thompson Falls and vicinity, MT	PM ₁₀	Moderate	100	0.00	0.00	0.00	0.00	0.00	0.00	0.00	0.00	0.00	0.00	0.00
Scranton-Wilkes Barre, PA	Ozone	Maintenance	100	0.00	0.00	-0.30	-0.30	-0.30	-0.30	-0.30	-0.30	-0.30	-0.30	-0.30
Seattle-Tacoma, WA	CO	Maintenance	100	0.00	0.02	-1.29	-1.31	-1.30	-1.30	-1.30	-1.30	-1.31	-1.31	-1.31
Sheboygan, WI	Ozone	Moderate	50	0.00	0.00	-0.05	-0.05	-0.05	-0.05	-0.05	-0.05	-0.05	-0.05	-0.05
Sheridan, WY	PM ₁₀	Moderate	100	0.00	0.00	-0.01	-0.01	-0.01	-0.01	-0.01	-0.01	-0.01	-0.01	-0.01
Shoshone County, ID	PM ₁₀	Moderate	100	0.00	0.00	0.00	0.00	0.00	0.00	0.00	0.00	0.00	0.00	0.00
Somerville, NJ	CO	Maintenance	100	0.00	0.00	-0.01	-0.01	-0.01	-0.01	-0.01	-0.01	-0.01	-0.01	-0.01
South Bend-Elkhart, IN	Ozone	Maintenance	100	0.00	0.00	-0.20	-0.21	-0.21	-0.21	-0.21	-0.21	-0.21	-0.21	-0.21
Southeast Chicago, IL	PM ₁₀	Maintenance	100	0.00	0.00	-0.09	-0.09	-0.09	-0.09	-0.09	-0.09	-0.09	-0.09	-0.09
Spokane County, WA	PM ₁₀	Maintenance	100	0.00	0.00	-0.13	-0.13	-0.13	-0.13	-0.13	-0.13	-0.13	-0.13	-0.13
Spokane, WA	CO	Maintenance	100	0.00	0.00	-0.13	-0.13	-0.13	-0.13	-0.13	-0.13	-0.13	-0.13	-0.13
Springfield (western MA), MA	Ozone	Moderate	50	0.00	0.00	-0.40	-0.40	-0.40	-0.40	-0.40	-0.40	-0.40	-0.40	-0.41
Springfield, MA	CO	Maintenance	100	0.00	0.00	-0.06	-0.06	-0.06	-0.06	-0.06	-0.06	-0.06	-0.06	-0.06
St Louis, MO	CO	Maintenance	100	0.00	0.00	-0.42	-0.43	-0.43	-0.43	-0.43	-0.43	-0.43	-0.43	-0.43
St Louis, MO-IL	Ozone	Moderate	50	0.00	0.02	-1.32	-1.34	-1.33	-1.33	-1.33	-1.34	-1.34	-1.34	-1.34
St. Louis, MO-IL	PM _{2.5}	Nonattainment	100	0.00	0.02	-1.31	-1.33	-1.32	-1.33	-1.33	-1.33	-1.33	-1.33	-1.33
State College, PA	Ozone	Maintenance	100	0.00	0.00	-0.07	-0.07	-0.07	-0.07	-0.07	-0.07	-0.07	-0.07	-0.08
Steamboat Springs, CO	PM ₁₀	Maintenance	100	0.00	0.00	-0.01	-0.01	-0.01	-0.01	-0.01	-0.01	-0.01	-0.01	-0.01
Steubenville & Mingo Junction, OH	SO _x	Maintenance	100	0.00	0.00	-0.02	-0.02	-0.02	-0.02	-0.02	-0.02	-0.02	-0.02	-0.02
Steubenville-Weirton, OH-WV	Ozone	Maintenance	100	0.00	0.00	-0.09	-0.09	-0.09	-0.09	-0.09	-0.09	-0.09	-0.09	-0.09
Steubenville-Weirton, OH-WV	PM _{2.5}	Nonattainment	100	0.00	0.00	-0.09	-0.09	-0.09	-0.09	-0.09	-0.09	-0.09	-0.09	-0.09
Stockton, CA	CO	Maintenance	100	0.00	0.00	-0.19	-0.19	-0.19	-0.19	-0.19	-0.19	-0.19	-0.19	-0.19
Sutter County (Sutter Buttes), CA	Ozone	Former Subpart 1	50	0.00	0.00	0.00	0.00	0.00	0.00	0.00	0.00	0.00	0.00	0.00
Syracuse, NY	CO	Maintenance	100	0.00	0.00	-0.23	-0.23	-0.23	-0.23	-0.23	-0.23	-0.23	-0.23	-0.23
Telluride, CO	PM ₁₀	Maintenance	100	0.00	0.00	0.00	0.00	0.00	0.00	0.00	0.00	0.00	0.00	0.00
Terre Haute, IN	Ozone	Maintenance	100	0.00	0.00	-0.06	-0.06	-0.06	-0.06	-0.06	-0.06	-0.06	-0.06	-0.06

Table D2-7 Emission Changes ^{a/} (for Cumulative Impacts) by Nonattainment Area with Alternative Standards for HD Vehicles Benzene 2018													
Nonattainment Area	Pollutant	Status ^{c/}	General Conformity Threshold ^{d/}	Emissions Changes for Cumulative Impacts (tons/year)									
				Alt. 1	Alt. 2	Alt. 3	Alt. 4	Alt. 6A	Alt. 5	Alt. 6 ^{b/}	Alt. 7	Alt. 6B	Alt. 8
				No Action	Engine Only	Class 8 Tractors	Engines & Classes 7-8 Tractors	15% below Preferred Alternative Stringency	Engines, Classes 7-8 Tractors, & Classes 2b-3	Engines, Tractors, & Classes 2b-8	Engines, Tractors, & Truck, & Trailers	20% above Preferred Alternative Stringency	Accelerated Hybrid Adoption
Tioga County, PA	Ozone	Maintenance	100	0.00	0.00	-0.03	-0.03	-0.03	-0.03	-0.03	-0.03	-0.03	-0.03
Toledo, OH	Ozone	Maintenance	100	0.00	0.00	-0.25	-0.25	-0.25	-0.25	-0.25	-0.25	-0.25	-0.26
Toms River, NJ	CO	Maintenance	100	0.00	0.00	-0.04	-0.04	-0.04	-0.04	-0.04	-0.04	-0.04	-0.04
Tooele County, UT	SO _x	Nonattainment	100	0.00	0.00	-0.05	-0.05	-0.05	-0.05	-0.05	-0.05	-0.05	-0.06
Trenton, NJ	CO	Maintenance	100	0.00	0.00	-0.04	-0.04	-0.04	-0.04	-0.04	-0.04	-0.04	-0.04
Trona, CA	PM ₁₀	Moderate	100	0.00	0.00	-0.01	-0.01	-0.01	-0.01	-0.01	-0.01	-0.01	-0.01
Tucson, AZ	CO	Maintenance	100	0.00	0.01	-0.42	-0.43	-0.43	-0.43	-0.43	-0.43	-0.43	-0.43
Utah County, UT	PM ₁₀	Moderate	100	0.00	0.00	-0.21	-0.21	-0.21	-0.21	-0.21	-0.21	-0.22	-0.22
Vancouver, WA	CO	Maintenance	100	0.00	0.00	-0.13	-0.14	-0.13	-0.13	-0.13	-0.14	-0.14	-0.14
Ventura County, CA	Ozone	Serious	50	0.00	0.00	-0.36	-0.37	-0.37	-0.37	-0.37	-0.37	-0.38	-0.38
Vermillion County, IN	PM ₁₀	Maintenance	100	0.00	0.00	0.00	-0.01	-0.01	-0.01	-0.01	-0.01	-0.01	-0.01
Vigo County, IN	SO _x	Maintenance	100	0.00	0.00	-0.06	-0.06	-0.06	-0.06	-0.06	-0.06	-0.06	-0.06
Wallula, WA	PM ₁₀	Maintenance	100	0.00	0.00	0.00	0.00	0.00	0.00	0.00	0.00	0.00	0.00
Waltham, MA	CO	Maintenance	100	0.00	0.00	-0.03	-0.03	-0.03	-0.03	-0.03	-0.03	-0.03	-0.03
Warren County, NJ	SO _x	Maintenance	100	0.00	0.00	-0.02	-0.02	-0.02	-0.02	-0.02	-0.02	-0.02	-0.02
Warren County, PA	SO _x	Nonattainment	100	0.00	0.00	-0.01	-0.01	-0.01	-0.01	-0.01	-0.01	-0.01	-0.01
Washington County (Hagerstown), MD	Ozone	Former Subpart 1	50	0.00	0.00	-0.10	-0.10	-0.10	-0.10	-0.10	-0.10	-0.10	-0.10
Washington, DC-MD-VA	CO	Maintenance	100	0.00	0.11	-5.22	-5.28	-5.26	-5.26	-5.26	-5.26	-5.27	-5.26
Washington, DC-MD-VA	Ozone	Moderate	50	0.00	0.10	-5.23	-5.29	-5.26	-5.27	-5.27	-5.27	-5.28	-5.28
Washington, DC-MD-VA	PM _{2.5}	Nonattainment	100	0.00	0.10	-5.23	-5.29	-5.26	-5.27	-5.27	-5.27	-5.28	-5.28
Washoe County, NV	PM ₁₀	Serious	70	0.00	0.00	-0.11	-0.11	-0.11	-0.11	-0.11	-0.11	-0.11	-0.11
Waterford Township (Washington County), OH	SO _x	Maintenance	100	0.00	0.00	0.00	0.00	0.00	0.00	0.00	0.00	0.00	0.00
Wayne County, IN	SO _x	Maintenance	100	0.00	0.00	-0.03	-0.04	-0.03	-0.04	-0.04	-0.04	-0.04	-0.04
Wayne County, MI	PM ₁₀	Maintenance	100	0.00	0.00	-0.03	-0.04	-0.04	-0.04	-0.04	-0.04	-0.04	-0.04
Weirton, WV	PM ₁₀	Maintenance	100	0.00	0.00	-0.01	-0.01	-0.01	-0.01	-0.01	-0.01	-0.01	-0.01
Weirton, WV	SO _x	Maintenance	100	0.00	0.00	-0.01	-0.01	-0.01	-0.01	-0.01	-0.01	-0.01	-0.01
Wheeling, WV-OH	Ozone	Maintenance	100	0.00	0.00	-0.14	-0.14	-0.14	-0.14	-0.14	-0.14	-0.14	-0.14
Wheeling, WV-OH	PM _{2.5}	Nonattainment	100	0.00	0.00	-0.14	-0.14	-0.14	-0.14	-0.14	-0.14	-0.14	-0.14
Winston-Salem, NC	CO	Maintenance	100	0.00	0.00	-0.18	-0.18	-0.18	-0.18	-0.18	-0.18	-0.18	-0.19
Worcester, MA	CO	Maintenance	100	0.00	0.00	-0.09	-0.09	-0.09	-0.09	-0.09	-0.09	-0.09	-0.09
Yakima County, WA	PM ₁₀	Maintenance	100	0.00	0.00	-0.04	-0.04	-0.04	-0.04	-0.04	-0.04	-0.04	-0.04
Yakima, WA	CO	Maintenance	100	0.00	0.00	-0.02	-0.02	-0.02	-0.02	-0.02	-0.02	-0.02	-0.02
York, PA	Ozone	Maintenance	100	0.00	0.00	-0.34	-0.35	-0.35	-0.35	-0.35	-0.35	-0.35	-0.35
York, PA	PM _{2.5}	Nonattainment	100	0.00	0.00	-0.34	-0.35	-0.35	-0.35	-0.35	-0.35	-0.35	-0.35
Youngstown-Warren-Sharon, OH-PA	Ozone	Maintenance	100	0.00	0.00	-0.29	-0.30	-0.30	-0.30	-0.30	-0.30	-0.30	-0.30
Yuma, AZ	PM ₁₀	Moderate	100	0.00	0.00	-0.08	-0.08	-0.08	-0.08	-0.08	-0.08	-0.08	-0.08

^{a/} Negative emissions changes indicate reductions; positive emissions changes are increases. Values of less than 0.005 tons/year are rounded to zero.

^{b/} Preferred Alternative

^{c/} Pollutants for which the area is designated nonattainment or maintenance as of 2010. Source: 40 CFR 81.

^{d/} Emissions thresholds in tons/year of: CO in CO maintenance and nonattainment areas; VOC or NO_x in ozone maintenance and nonattainment areas; primary PM_{2.5} in PM_{2.5} maintenance and nonattainment areas; primary PM₁₀ in PM₁₀ maintenance and nonattainment areas; and SO₂ in SO₂ maintenance and nonattainment areas. Source: 40 CFR § 93.153. These thresholds are provided for information only; a general conformity determination is not required for the proposed actions. (See section 3.3.1.)

Source: EPA (U.S. Environmental Protection Agency). 2010. The Green Book Nonattainment Areas. Washington, District of Columbia. Last Revised: June 16, 2010. U.S. Environmental Protection Agency. Available: <http://www.epa.gov/oaqps001/greenbk/>. Accessed: August 6, 2010.

Table D2-8 Emission Changes <u>a/</u> (for Cumulative Impacts) by Nonattainment Area with Alternative Standards for HD Vehicles Benzene 2030														
Nonattainment Area	Pollutant	Status <u>c/</u>	General Conformity Threshold <u>d/</u>	Emissions Changes for Cumulative Impacts (tons/year)										
				Alt. 1	Alt. 2	Alt. 3	Alt. 4	Alt. 6A	Alt. 5	Alt. 6 <u>b/</u>	Alt. 7	Alt. 6B	Alt. 8	
				No Action	Engine Only	Class 8 Tractors	Engines & Classes 7-8 Tractors	15% below Preferred Alternative Stringency	Engines, Classes 7-8 Tractors, & Classes 2b-3	Engines, Tractors, & Classes 2b-8	Engines, Tractors, & Truck, & Trailers	20% above Preferred Alternative Stringency	Accelerated Hybrid Adoption	
Addison Township (Gallia County), OH	SO _x	Maintenance	100	0.00	0.00	0.00	0.00	0.00	0.00	0.00	0.00	0.00	0.00	0.00
Ajo (Pima County), AZ	PM ₁₀	Moderate	100	0.00	0.00	-0.01	-0.01	-0.01	-0.01	-0.01	-0.01	-0.01	-0.01	-0.01
Ajo (Pima County), AZ	SO _x	Maintenance	100	0.00	-0.01	-0.01	-0.02	-0.02	-0.02	-0.02	-0.02	-0.02	-0.02	-0.03
Albany-Schenectady-Troy, NY	Ozone	Former Subpart 1	50	0.00	0.02	-0.72	-0.72	-0.71	-0.71	-0.71	-0.71	-0.72	-0.72	-0.71
Albuquerque, NM	CO	Maintenance	100	0.00	0.02	-0.57	-0.56	-0.56	-0.56	-0.56	-0.56	-0.56	-0.56	-0.55
Allegan County, MI	Ozone	Former Subpart 1	50	0.00	0.01	-0.23	-0.23	-0.23	-0.23	-0.23	-0.23	-0.23	-0.23	-0.23
Allentown-Bethlehem-Easton, PA	Ozone	Maintenance	100	0.00	0.02	-0.59	-0.59	-0.58	-0.58	-0.58	-0.58	-0.58	-0.58	-0.58
Altoona, PA	Ozone	Maintenance	100	0.00	0.00	-0.10	-0.10	-0.10	-0.10	-0.10	-0.10	-0.10	-0.10	-0.10
Amador and Calveras Counties (Central Mountain), CA	Ozone	Former Subpart 1	50	0.00	0.00	-0.12	-0.12	-0.12	-0.12	-0.12	-0.12	-0.12	-0.12	-0.12
Anchorage, AK	CO	Maintenance	100	0.00	0.00	-0.08	-0.09	-0.09	-0.09	-0.09	-0.09	-0.09	-0.09	-0.09
Anthony, NM	PM ₁₀	Moderate	100	0.00	0.00	-0.01	-0.02	-0.02	-0.02	-0.02	-0.02	-0.02	-0.02	-0.02
Armstrong County, PA	SO _x	Nonattainment	100	0.00	0.00	0.00	0.00	0.00	0.00	0.00	0.00	-0.01	-0.01	-0.01
Aspen, CO	PM ₁₀	Maintenance	100	0.00	0.00	-0.01	-0.01	-0.01	-0.01	-0.01	-0.01	-0.01	-0.01	-0.01
Atlanta, GA	Ozone	Moderate	50	0.00	0.69	-14.44	-14.23	-14.11	-14.06	-14.10	-14.10	-14.10	-14.04	-13.73
Atlanta, GA	PM _{2.5}	Nonattainment	100	0.00	0.69	-14.44	-14.23	-14.12	-14.06	-14.10	-14.10	-14.10	-14.04	-13.73
Atlantic City, NJ	CO	Maintenance	100	0.00	0.00	-0.01	-0.01	-0.01	-0.01	-0.01	-0.01	-0.01	-0.01	-0.01
Bakersfield, CA	CO	Maintenance	100	0.00	0.02	-0.40	-0.39	-0.39	-0.39	-0.39	-0.39	-0.39	-0.39	-0.38
Baltimore, MD	CO	Maintenance	100	0.00	0.15	-2.96	-2.92	-2.89	-2.88	-2.89	-2.89	-2.89	-2.87	-2.81
Baltimore, MD	Ozone	Moderate	50	0.00	0.14	-2.97	-2.93	-2.90	-2.89	-2.90	-2.90	-2.90	-2.89	-2.83
Baltimore, MD	PM _{2.5}	Nonattainment	100	0.00	0.14	-2.97	-2.93	-2.90	-2.89	-2.90	-2.90	-2.90	-2.89	-2.83
Baton Rouge, LA	Ozone	Moderate	50	0.00	0.03	-0.77	-0.76	-0.76	-0.75	-0.76	-0.76	-0.76	-0.76	-0.75
Beaumont-Port Arthur, TX	Ozone	Moderate	50	0.00	0.02	-0.48	-0.48	-0.48	-0.47	-0.48	-0.48	-0.48	-0.48	-0.47
Benton County, TN	SO _x	Maintenance	100	0.00	0.00	0.00	0.00	0.00	0.00	0.00	0.00	0.00	0.00	-0.01
Benton Harbor, MI	Ozone	Maintenance	100	0.00	0.01	-0.26	-0.26	-0.26	-0.26	-0.26	-0.26	-0.26	-0.26	-0.26
Benzie County, MI	Ozone	Maintenance	100	0.00	0.00	-0.04	-0.04	-0.04	-0.04	-0.04	-0.04	-0.04	-0.04	-0.04
Berkeley and Jefferson Counties, WV	Ozone	Maintenance	100	0.00	0.01	-0.23	-0.23	-0.23	-0.23	-0.23	-0.23	-0.23	-0.23	-0.23
Billings, MT	CO	Maintenance	100	0.00	0.00	-0.08	-0.08	-0.08	-0.08	-0.08	-0.08	-0.08	-0.08	-0.08
Birmingham, AL	Ozone	Maintenance	100	0.00	0.08	-1.75	-1.72	-1.71	-1.70	-1.71	-1.71	-1.71	-1.70	-1.66
Birmingham, AL	PM _{2.5}	Nonattainment	100	0.00	0.08	-1.75	-1.72	-1.71	-1.70	-1.71	-1.71	-1.71	-1.70	-1.66
Boise-Northern Ada County, ID	CO	Maintenance	100	0.00	0.03	-0.65	-0.65	-0.64	-0.64	-0.64	-0.64	-0.64	-0.64	-0.63
Boise-Northern Ada County, ID	PM ₁₀	Maintenance	100	0.00	0.03	-0.65	-0.65	-0.64	-0.64	-0.64	-0.64	-0.64	-0.64	-0.63
Bonner County (Sandpoint), ID	PM ₁₀	Moderate	100	0.00	0.00	-0.02	-0.02	-0.02	-0.02	-0.02	-0.02	-0.02	-0.02	-0.02
Boston, MA	CO	Maintenance	100	0.00	0.03	-0.64	-0.63	-0.62	-0.62	-0.62	-0.62	-0.62	-0.62	-0.61
Boston-Lawrence-Worcester (eastern MA), MA	Ozone	Moderate	50	0.00	0.20	-4.16	-4.09	-4.06	-4.05	-4.06	-4.06	-4.06	-4.04	-3.95
Boston-Manchester-Portsmouth (southeast NH), NH	Ozone	Moderate	50	0.00	0.03	-0.66	-0.65	-0.64	-0.64	-0.64	-0.64	-0.64	-0.64	-0.63
Boyd County (part), KY	SO _x	Maintenance	100	0.00	0.00	-0.01	-0.01	-0.01	-0.01	-0.01	-0.01	-0.02	-0.02	-0.02
Buffalo-Niagara Falls, NY	Ozone	Former Subpart 1	50	0.00	0.03	-0.68	-0.67	-0.66	-0.66	-0.66	-0.66	-0.66	-0.66	-0.65
Burlington, NJ	CO	Maintenance	100	0.00	0.00	-0.01	-0.01	-0.01	-0.01	-0.01	-0.01	-0.01	-0.01	-0.01
Butte, MT	PM ₁₀	Moderate	100	0.00	0.00	-0.03	-0.03	-0.03	-0.03	-0.03	-0.03	-0.03	-0.03	-0.03
Canon City, CO	PM ₁₀	Maintenance	100	0.00	0.00	-0.02	-0.02	-0.02	-0.02	-0.02	-0.02	-0.02	-0.02	-0.02
Canton-Massillon, OH	Ozone	Maintenance	100	0.00	0.02	-0.63	-0.62	-0.62	-0.61	-0.62	-0.62	-0.62	-0.62	-0.61
Canton-Massillon, OH	PM _{2.5}	Nonattainment	100	0.00	0.02	-0.63	-0.62	-0.62	-0.61	-0.62	-0.62	-0.62	-0.62	-0.61
Case County, MI	Ozone	Maintenance	100	0.00	0.00	-0.07	-0.07	-0.07	-0.07	-0.07	-0.07	-0.07	-0.07	-0.08

Table D2-8 Emission Changes <u>a/</u> (for Cumulative Impacts) by Nonattainment Area with Alternative Standards for HD Vehicles Benzene 2030														
Nonattainment Area	Pollutant	Status <u>c/</u>	General Conformity Threshold <u>d/</u>	Emissions Changes for Cumulative Impacts (tons/year)										
				Alt. 1	Alt. 2	Alt. 3	Alt. 4	Alt. 6A	Alt. 5	Alt. 6 <u>b/</u>	Alt. 7	Alt. 6B	Alt. 8	
				No Action	Engine Only	Class 8 Tractors	Engines & Classes 7-8 Tractors	15% below Preferred Alternative Stringency	Engines, Classes 7-8 Tractors, & Classes 2b-3	Engines, Tractors, & Classes 2b-8	Engines, Tractors, & Trucks, & Trailers	20% above Preferred Alternative Stringency	Accelerated Hybrid Adoption	
Center Township (Morgan County), OH	SO _x	Maintenance	100	0.00	0.00	0.00	0.00	0.00	0.00	0.00	0.00	0.00	0.00	0.00
Central Steptoe Valley (White Pine County), NV	SO _x	Maintenance	100	0.00	0.00	0.00	0.00	0.00	0.00	0.00	0.00	0.00	0.00	0.00
Charleston, WV	Ozone	Maintenance	100	0.00	0.03	-0.72	-0.71	-0.70	-0.70	-0.70	-0.70	-0.70	-0.70	-0.69
Charleston, WV	PM _{2.5}	Nonattainment	100	0.00	0.03	-0.72	-0.71	-0.70	-0.70	-0.70	-0.70	-0.70	-0.70	-0.69
Charlotte, NC	CO	Maintenance	100	0.00	0.03	-0.80	-0.79	-0.79	-0.78	-0.78	-0.78	-0.79	-0.78	-0.77
Charlotte-Gastonia-Rock Hill, NC-SC	Ozone	Moderate	50	0.00	0.08	-1.83	-1.80	-1.79	-1.78	-1.79	-1.79	-1.79	-1.78	-1.75
Chattanooga, TN-GA-AL	PM _{2.5}	Nonattainment	100	0.00	0.02	-0.63	-0.63	-0.62	-0.62	-0.62	-0.62	-0.63	-0.62	-0.62
Chattanooga, TN-GA	Ozone	Former Subpart 1	50	0.00	0.02	-0.59	-0.59	-0.58	-0.58	-0.58	-0.58	-0.58	-0.58	-0.58
Chicago-Gary-Lake County, IL-IN	Ozone	Moderate	50	0.00	0.93	-18.80	-18.51	-18.36	-18.29	-18.33	-18.33	-18.33	-18.25	-17.83
Chicago-Gary-Lake County, IL-IN	PM _{2.5}	Nonattainment	100	0.00	0.92	-18.80	-18.51	-18.36	-18.29	-18.34	-18.33	-18.26	-17.84	-17.84
Chico, CA	CO	Maintenance	100	0.00	0.01	-0.25	-0.24	-0.24	-0.24	-0.24	-0.24	-0.24	-0.24	-0.24
Chico, CA	Ozone	Former Subpart 1	50	0.00	0.01	-0.25	-0.25	-0.24	-0.24	-0.24	-0.24	-0.24	-0.24	-0.24
Cincinnati-Hamilton, OH-KY-IN	Ozone	Former Subpart 1	50	0.00	0.21	-4.46	-4.39	-4.36	-4.34	-4.35	-4.35	-4.35	-4.34	-4.24
Cincinnati-Hamilton, OH-KY-IN	PM _{2.5}	Nonattainment	100	0.00	0.21	-4.46	-4.39	-4.36	-4.34	-4.35	-4.35	-4.34	-4.24	-4.24
Clairton & 4 Boroughs, PA	PM ₁₀	Maintenance	100	0.00	0.00	-0.01	-0.01	-0.01	-0.01	-0.01	-0.01	-0.01	-0.02	-0.02
Clark County, NV	PM ₁₀	Serious	70	0.00	0.01	-0.21	-0.21	-0.21	-0.21	-0.21	-0.21	-0.21	-0.21	-0.20
Clarksville-Hopkinsville, TN-KY	Ozone	Maintenance	100	0.00	0.01	-0.37	-0.37	-0.37	-0.36	-0.37	-0.37	-0.37	-0.37	-0.36
Clearfield and Indiana Counties, PA	Ozone	Maintenance	100	0.00	0.01	-0.33	-0.32	-0.32	-0.32	-0.32	-0.32	-0.32	-0.32	-0.32
Cleveland, OH	CO	Maintenance	100	0.00	0.04	-0.94	-0.93	-0.92	-0.92	-0.92	-0.92	-0.92	-0.92	-0.90
Cleveland-Akron-Lorain, OH	Ozone	Maintenance	100	0.00	0.28	-5.90	-5.81	-5.77	-5.74	-5.76	-5.76	-5.74	-5.61	-5.61
Cleveland-Akron-Lorain, OH	PM _{2.5}	Nonattainment	100	0.00	0.28	-5.90	-5.81	-5.76	-5.74	-5.76	-5.76	-5.74	-5.61	-5.61
Coachella Valley, CA	PM ₁₀	Serious	70	0.00	0.01	-0.38	-0.38	-0.38	-0.37	-0.38	-0.38	-0.38	-0.37	-0.37
Colbert County, AL	SO _x	Maintenance	100	0.00	0.00	-0.06	-0.06	-0.06	-0.06	-0.06	-0.06	-0.06	-0.06	-0.06
Colorado Springs, CO	CO	Maintenance	100	0.00	0.02	-0.44	-0.44	-0.44	-0.44	-0.44	-0.44	-0.44	-0.44	-0.43
Columbia Falls, MT	PM ₁₀	Moderate	100	0.00	0.00	-0.01	-0.01	-0.01	-0.01	-0.01	-0.01	-0.01	-0.01	-0.01
Columbia, SC	Ozone	Former Subpart 1	50	0.00	0.03	-0.82	-0.81	-0.80	-0.80	-0.80	-0.80	-0.80	-0.80	-0.79
Columbus, OH	Ozone	Maintenance	100	0.00	0.19	-4.08	-4.02	-3.99	-3.97	-3.99	-3.99	-3.99	-3.97	-3.89
Columbus, OH	PM _{2.5}	Nonattainment	100	0.00	0.19	-4.08	-4.02	-3.98	-3.97	-3.98	-3.98	-3.96	-3.88	-3.88
Conewango Township (Warren County), PA	SO _x	Maintenance	100	0.00	0.00	0.00	0.00	0.00	0.00	0.00	0.00	0.00	0.00	0.00
Coso Junction, CA	PM ₁₀	Moderate	100	0.00	-0.01	-0.01	-0.01	-0.01	-0.01	-0.01	-0.01	-0.02	-0.02	-0.02
Cuyahoga County, OH	PM ₁₀	Maintenance	100	0.00	0.08	-1.70	-1.68	-1.67	-1.66	-1.67	-1.67	-1.66	-1.63	-1.63
Cuyahoga County, OH	SO _x	Maintenance	100	0.00	0.08	-1.70	-1.68	-1.67	-1.66	-1.66	-1.66	-1.66	-1.66	-1.62
Dallas-Fort Worth, TX	Ozone	Moderate	50	0.00	0.20	-4.46	-4.41	-4.37	-4.36	-4.37	-4.37	-4.36	-4.27	-4.27
Dayton-Springfield, OH	Ozone	Maintenance	100	0.00	0.08	-1.83	-1.80	-1.79	-1.78	-1.78	-1.78	-1.79	-1.78	-1.74
Dayton-Springfield, OH	PM _{2.5}	Nonattainment	100	0.00	0.08	-1.83	-1.80	-1.79	-1.78	-1.78	-1.78	-1.78	-1.78	-1.74
Denver Metro, CO	PM ₁₀	Maintenance	100	0.00	0.09	-2.11	-2.09	-2.07	-2.06	-2.07	-2.07	-2.06	-2.02	-2.02
Denver-Boulder, CO	CO	Maintenance	100	0.00	0.09	-2.01	-1.98	-1.97	-1.96	-1.96	-1.96	-1.96	-1.96	-1.92
Denver-Boulder-Greeley-Fort Collins-Loveland, CO	Ozone	Former Subpart 1	50	0.00	0.12	-2.67	-2.63	-2.61	-2.60	-2.61	-2.61	-2.61	-2.60	-2.55
Detroit, MI	CO	Maintenance	100	0.00	0.11	-2.36	-2.33	-2.31	-2.30	-2.31	-2.31	-2.30	-2.25	-2.25
Detroit-Ann Arbor, MI	Ozone	Maintenance	100	0.00	0.68	-14.11	-13.90	-13.79	-13.74	-13.77	-13.77	-13.72	-13.41	-13.41
Detroit-Ann Arbor, MI	PM _{2.5}	Nonattainment	100	0.00	0.68	-14.11	-13.90	-13.79	-13.73	-13.77	-13.77	-13.71	-13.41	-13.41
Door County, WI	Ozone	Former Subpart 1	50	0.00	0.00	-0.05	-0.05	-0.05	-0.05	-0.05	-0.05	-0.05	-0.05	-0.05
Douglas (Cochise County), AZ	PM ₁₀	Moderate	100	0.00	0.00	-0.07	-0.07	-0.07	-0.07	-0.07	-0.07	-0.07	-0.07	-0.07

Table D2-8 Emission Changes <u>a/</u> (for Cumulative Impacts) by Nonattainment Area with Alternative Standards for HD Vehicles Benzene 2030														
Nonattainment Area	Pollutant	Status <u>c/</u>	General Conformity Threshold <u>d/</u>	Emissions Changes for Cumulative Impacts (tons/year)										
				Alt. 1	Alt. 2	Alt. 3	Alt. 4	Alt. 6A	Alt. 5	Alt. 6 <u>b/</u>	Alt. 7	Alt. 6B	Alt. 8	
				No Action	Engine Only	Class 8 Tractors	Engines & Classes 7-8 Tractors	15% below Preferred Alternative Stringency	Engines, Classes 7-8 Tractors, & Classes 2b-3	Engines, Tractors, & Classes 2b-8	Engines, Tractors, & Truckers, Trailers	20% above Preferred Alternative Stringency	Accelerated Hybrid Adoption	
Douglas (Cochise County), AZ	SO _x	Maintenance	100	0.00	0.00	-0.07	-0.07	-0.07	-0.07	-0.07	-0.07	-0.07	-0.07	-0.07
Duluth, MN	CO	Maintenance	100	0.00	0.00	-0.09	-0.09	-0.09	-0.09	-0.09	-0.09	-0.09	-0.09	-0.09
Eagle River, AK	PM ₁₀	Moderate	100	0.00	-0.01	-0.01	-0.01	-0.02	-0.02	-0.02	-0.02	-0.02	-0.02	-0.02
East Chicago, IN	CO	Maintenance	100	0.00	0.01	-0.22	-0.21	-0.21	-0.21	-0.21	-0.21	-0.21	-0.21	-0.21
East Chicago, IN	PM ₁₀	Maintenance	100	0.00	0.00	-0.22	-0.22	-0.22	-0.22	-0.22	-0.22	-0.22	-0.22	-0.22
East Helena Area (Lewis and Clark County), MT	SO _x	Nonattainment	100	0.00	0.00	0.00	0.00	0.00	0.00	0.00	0.00	0.00	0.00	0.00
El Paso County, TX	PM ₁₀	Moderate	100	0.00	0.01	-0.25	-0.25	-0.24	-0.24	-0.24	-0.24	-0.25	-0.25	-0.24
El Paso, TX	CO	Maintenance	100	0.00	0.00	-0.02	-0.02	-0.02	-0.02	-0.02	-0.02	-0.02	-0.02	-0.02
Erie, PA	Ozone	Maintenance	100	0.00	0.01	-0.29	-0.28	-0.28	-0.28	-0.28	-0.28	-0.28	-0.28	-0.28
Essex County (Whiteface Mountain), NY	Ozone	Former Subpart 1	50	0.00	0.00	0.00	0.00	0.00	0.00	0.00	0.00	0.00	0.00	0.00
Eugene-Springfield, OR	CO	Maintenance	100	0.00	0.02	-0.40	-0.40	-0.40	-0.39	-0.40	-0.40	-0.40	-0.40	-0.39
Eugene-Springfield, OR	PM ₁₀	Moderate	100	0.00	0.02	-0.40	-0.40	-0.40	-0.39	-0.40	-0.40	-0.40	-0.40	-0.39
Evansville, IN	Ozone	Maintenance	100	0.00	0.03	-0.79	-0.78	-0.77	-0.77	-0.77	-0.77	-0.77	-0.77	-0.76
Evansville, IN	PM _{2.5}	Nonattainment	100	0.00	0.03	-0.79	-0.78	-0.78	-0.77	-0.78	-0.78	-0.78	-0.77	-0.76
Fairbanks, AK	CO	Maintenance	100	0.00	0.00	-0.02	-0.02	-0.02	-0.02	-0.02	-0.02	-0.02	-0.02	-0.02
Fayetteville, NC	Ozone	Former Subpart 1	50	0.00	0.01	-0.29	-0.29	-0.29	-0.28	-0.29	-0.29	-0.29	-0.28	-0.28
Flathead County; Whitefish and vicinity, MT	PM ₁₀	Moderate	100	0.00	0.00	-0.01	-0.01	-0.01	-0.01	-0.01	-0.01	-0.01	-0.01	-0.01
Flint, MI	Ozone	Maintenance	100	0.00	0.03	-0.77	-0.77	-0.76	-0.76	-0.76	-0.76	-0.76	-0.76	-0.75
Follansbee, WV	PM ₁₀	Maintenance	100	0.00	0.00	0.00	0.00	0.00	0.00	0.00	0.00	0.00	0.00	0.00
Fort Collins, CO	CO	Maintenance	100	0.00	0.01	-0.15	-0.15	-0.15	-0.15	-0.15	-0.15	-0.15	-0.15	-0.15
Fort Hall Reservation, ID	PM ₁₀	Moderate	100	0.00	0.00	0.00	0.00	0.00	0.00	0.00	0.00	0.00	0.00	0.00
Fort Wayne, IN	Ozone	Maintenance	100	0.00	0.02	-0.47	-0.46	-0.46	-0.46	-0.46	-0.46	-0.46	-0.46	-0.45
Franklin County, PA	Ozone	Maintenance	100	0.00	0.01	-0.23	-0.23	-0.22	-0.22	-0.22	-0.22	-0.22	-0.22	-0.22
Franklin Township (Coshocton County), OH	SO _x	Maintenance	100	0.00	0.00	0.00	0.00	0.00	0.00	0.00	0.00	0.00	0.00	0.00
Frederick County, VA	Ozone	Former Subpart 1	50	0.00	0.00	-0.15	-0.15	-0.15	-0.15	-0.15	-0.15	-0.15	-0.15	-0.15
Fredericksburg, VA	Ozone	Maintenance	100	0.00	0.01	-0.29	-0.29	-0.28	-0.28	-0.28	-0.28	-0.29	-0.28	-0.28
Freehold, NJ	CO	Maintenance	100	0.00	0.00	-0.01	-0.01	-0.01	-0.01	-0.01	-0.01	-0.01	-0.01	-0.01
Fresno, CA	CO	Maintenance	100	0.00	0.02	-0.48	-0.48	-0.47	-0.47	-0.47	-0.47	-0.47	-0.47	-0.46
Grand Rapids, MI	Ozone	Maintenance	100	0.00	0.06	-1.23	-1.22	-1.21	-1.20	-1.21	-1.21	-1.21	-1.20	-1.18
Granite City, Nameoki Townships, IL	PM ₁₀	Maintenance	100	0.00	0.00	-0.05	-0.05	-0.05	-0.05	-0.05	-0.05	-0.05	-0.05	-0.05
Grant County, NM	SO _x	Maintenance	100	0.00	0.00	0.00	0.00	0.00	0.00	0.00	0.00	0.00	0.00	0.00
Grants Pass, OR	CO	Maintenance	100	0.00	0.00	-0.03	-0.03	-0.03	-0.03	-0.03	-0.03	-0.03	-0.03	-0.03
Grants Pass, OR	PM ₁₀	Maintenance	100	0.00	0.00	-0.03	-0.03	-0.03	-0.03	-0.03	-0.03	-0.03	-0.03	-0.03
Great Falls, MT	CO	Maintenance	100	0.00	0.00	-0.02	-0.02	-0.02	-0.02	-0.02	-0.02	-0.02	-0.02	-0.02
Greater Connecticut, CT	Ozone	Moderate	50	0.00	0.03	-0.83	-0.83	-0.82	-0.82	-0.82	-0.82	-0.82	-0.82	-0.81
Greeley, CO	CO	Maintenance	100	0.00	0.00	-0.12	-0.12	-0.12	-0.12	-0.12	-0.12	-0.12	-0.12	-0.12
Green Bay, WI	SO _x	Maintenance	100	0.00	0.01	-0.13	-0.13	-0.13	-0.13	-0.13	-0.13	-0.13	-0.13	-0.13
Greene County, IN	Ozone	Maintenance	100	0.00	0.00	-0.07	-0.07	-0.07	-0.07	-0.07	-0.07	-0.07	-0.07	-0.07
Greene County, PA	Ozone	Maintenance	100	0.00	0.00	-0.04	-0.04	-0.04	-0.04	-0.05	-0.05	-0.05	-0.05	-0.05
Greensboro-Winston Salem-High Point, NC	Ozone	Marginal	50	0.00	0.12	-2.50	-2.47	-2.45	-2.44	-2.45	-2.45	-2.45	-2.44	-2.39
Greensboro-Winston salem-High Point, NC	PM _{2.5}	Nonattainment	100	0.00	0.12	-2.50	-2.46	-2.44	-2.43	-2.44	-2.44	-2.44	-2.43	-2.38
Greenville-Spartanburg-Anderson, SC	Ozone	Former Subpart 1	50	0.00	0.04	-1.11	-1.10	-1.09	-1.09	-1.09	-1.09	-1.09	-1.09	-1.07
Groveland Township (Tazewell County), IL	SO _x	Maintenance	100	0.00	0.00	-0.03	-0.03	-0.03	-0.03	-0.03	-0.03	-0.03	-0.03	-0.03

Table D2-8 Emission Changes <u>a/</u> (for Cumulative Impacts) by Nonattainment Area with Alternative Standards for HD Vehicles Benzene 2030														
Nonattainment Area	Pollutant	Status <u>c/</u>	General Conformity Threshold <u>d/</u>	Emissions Changes for Cumulative Impacts (tons/year)										
				Alt. 1	Alt. 2	Alt. 3	Alt. 4	Alt. 6A	Alt. 5	Alt. 6 <u>b/</u>	Alt. 7	Alt. 6B	Alt. 8	
				No Action	Engine Only	Class 8 Tractors	Engines & Classes 7-8 Tractors	15% below Preferred Alternative Stringency	Engines, Classes 7-8 Tractors, & Classes 2b-3	Engines, Tractors, & Classes 2b-8	Engines, Tractors, & Truckers, & Trailers	20% above Preferred Alternative Stringency	Accelerated Hybrid Adoption	
Hancock-Knox-Lincoln-Waldo Counties, ME	Ozone	Maintenance	100	0.00	0.01	-0.13	-0.12	-0.12	-0.12	-0.12	-0.12	-0.12	-0.12	-0.12
Harrisburg-Lebanon-Carlisle, PA	Ozone	Maintenance	100	0.00	0.11	-2.36	-2.33	-2.31	-2.30	-2.31	-2.31	-2.31	-2.30	-2.25
Harrisburg-Lebanon-Carlisle, PA	PM _{2.5}	Nonattainment	100	0.00	0.11	-2.36	-2.33	-2.31	-2.30	-2.31	-2.31	-2.31	-2.30	-2.25
Hartford-New Britain-Middletown, CT	CO	Maintenance	100	0.00	0.02	-0.57	-0.57	-0.56	-0.56	-0.56	-0.56	-0.56	-0.56	-0.55
Hayden (Pinal County), AZ	SO _x	Nonattainment	100	0.00	0.00	-0.01	-0.01	-0.01	-0.01	-0.01	-0.01	-0.01	-0.01	-0.01
Hayden/Miami, AZ	PM ₁₀	Moderate	100	0.00	0.00	-0.03	-0.03	-0.03	-0.03	-0.03	-0.03	-0.03	-0.03	-0.03
Haywood and Swain Counties (Great Smoky Mountain NP), NC	Ozone	Maintenance	100	0.00	0.00	-0.01	-0.01	-0.01	-0.01	-0.01	-0.01	-0.01	-0.01	-0.01
Hazelwood, PA	SO _x	Maintenance	100	0.00	0.00	-0.03	-0.03	-0.03	-0.03	-0.03	-0.03	-0.03	-0.03	-0.03
Hickory, NC	PM _{2.5}	Nonattainment	100	0.00	0.01	-0.17	-0.17	-0.17	-0.17	-0.17	-0.17	-0.17	-0.17	-0.16
Hickory-Morgantown-Lenoir, NC	Ozone	Former Subpart 1	50	0.00	0.01	-0.30	-0.30	-0.30	-0.30	-0.30	-0.30	-0.30	-0.30	-0.29
Hollis Township, IL	SO _x	Maintenance	100	0.00	0.00	0.00	0.00	0.00	0.00	0.00	0.00	0.00	0.00	0.00
Houston-Galveston-Brazoria, TX	Ozone	Severe	25	0.00	0.18	-4.29	-4.24	-4.21	-4.19	-4.21	-4.21	-4.21	-4.20	-4.13
Humphreys County, TN	SO _x	Maintenance	100	0.00	0.00	-0.01	-0.01	-0.01	-0.01	-0.01	-0.01	-0.01	-0.01	-0.01
Huntington-Ashland, WV-KY-OH	PM _{2.5}	Nonattainment	100	0.00	0.01	-0.36	-0.35	-0.35	-0.35	-0.35	-0.35	-0.35	-0.35	-0.35
Huntington-Ashland, WV-KY	Ozone	Maintenance	100	0.00	0.01	-0.19	-0.18	-0.18	-0.18	-0.18	-0.18	-0.18	-0.18	-0.18
Huron County, MI	Ozone	Maintenance	100	0.00	0.00	-0.04	-0.04	-0.04	-0.04	-0.04	-0.04	-0.04	-0.04	-0.04
Imperial County, CA	Ozone	Moderate	50	0.00	0.01	-0.23	-0.23	-0.23	-0.23	-0.23	-0.23	-0.23	-0.23	-0.23
Imperial Valley, CA	PM ₁₀	Serious	70	0.00	0.01	-0.22	-0.22	-0.22	-0.22	-0.22	-0.22	-0.22	-0.22	-0.22
Indian Wells, CA	PM ₁₀	Maintenance	100	0.00	0.00	-0.04	-0.04	-0.04	-0.04	-0.04	-0.04	-0.04	-0.04	-0.04
Indianapolis, IN	CO	Maintenance	100	0.00	0.21	-4.37	-4.30	-4.27	-4.25	-4.26	-4.26	-4.26	-4.24	-4.15
Indianapolis, IN	Ozone	Maintenance	100	0.00	0.20	-4.38	-4.32	-4.28	-4.27	-4.28	-4.28	-4.28	-4.26	-4.18
Indianapolis, IN	PM _{2.5}	Nonattainment	100	0.00	0.21	-4.38	-4.31	-4.28	-4.26	-4.27	-4.27	-4.27	-4.26	-4.16
Jackson County, IN	Ozone	Maintenance	100	0.00	0.00	-0.13	-0.13	-0.13	-0.13	-0.13	-0.13	-0.13	-0.13	-0.13
Jamestown, NY	Ozone	Former Subpart 1	50	0.00	0.01	-0.19	-0.19	-0.19	-0.18	-0.19	-0.19	-0.19	-0.19	-0.18
Jefferson County, NY	Ozone	Moderate	50	0.00	0.01	-0.12	-0.12	-0.12	-0.12	-0.12	-0.12	-0.12	-0.12	-0.12
Jefferson County, OH	PM ₁₀	Maintenance	100	0.00	0.00	-0.01	-0.01	-0.01	-0.01	-0.01	-0.01	-0.01	-0.01	-0.01
Johnson City-Kingsport-Bristol, TN	Ozone	Former Subpart 1	50	0.00	0.01	-0.25	-0.25	-0.25	-0.25	-0.25	-0.25	-0.25	-0.25	-0.25
Johnstown, PA	Ozone	Maintenance	100	0.00	0.00	-0.17	-0.17	-0.17	-0.17	-0.17	-0.17	-0.17	-0.17	-0.17
Johnstown, PA	PM _{2.5}	Nonattainment	100	0.00	0.00	-0.17	-0.17	-0.17	-0.17	-0.17	-0.17	-0.17	-0.17	-0.17
Juneau, AK	PM ₁₀	Moderate	100	0.00	0.00	-0.01	-0.01	-0.01	-0.01	-0.01	-0.01	-0.01	-0.01	-0.01
Kalamazoo-Battle Creek, MI	Ozone	Maintenance	100	0.00	0.03	-0.75	-0.74	-0.74	-0.74	-0.74	-0.74	-0.74	-0.74	-0.73
Kalispell, MT	PM ₁₀	Moderate	100	0.00	0.00	-0.03	-0.03	-0.03	-0.03	-0.03	-0.03	-0.03	-0.03	-0.03
Kent and Queen Annes Counties, MD	Ozone	Maintenance	100	0.00	0.00	-0.09	-0.09	-0.09	-0.09	-0.09	-0.09	-0.09	-0.09	-0.09
Kent, WA	PM ₁₀	Maintenance	100	0.00	-0.01	-0.04	-0.04	-0.05	-0.05	-0.05	-0.05	-0.05	-0.05	-0.06
Kern County (Eastern Kern), CA	Ozone	Former Subpart 1	50	0.00	-0.02	-0.09	-0.10	-0.11	-0.11	-0.11	-0.11	-0.11	-0.12	-0.13
Kewaunee County, WI	Ozone	Maintenance	100	0.00	0.00	-0.04	-0.04	-0.04	-0.04	-0.04	-0.04	-0.04	-0.04	-0.04
King County, WA	PM ₁₀	Maintenance	100	0.00	-0.01	-0.02	-0.03	-0.03	-0.03	-0.03	-0.03	-0.03	-0.04	-0.04
Klamath Falls, OR	CO	Maintenance	100	0.00	0.00	-0.09	-0.09	-0.09	-0.09	-0.09	-0.09	-0.09	-0.09	-0.09
Klamath Falls, OR	PM ₁₀	Maintenance	100	0.00	0.00	-0.09	-0.09	-0.09	-0.09	-0.09	-0.09	-0.09	-0.09	-0.09
Knoxville, TN	Ozone	Former Subpart 1	50	0.00	0.13	-2.94	-2.90	-2.88	-2.87	-2.88	-2.88	-2.88	-2.87	-2.81
Knoxville, TN	PM _{2.5}	Nonattainment	100	0.00	0.14	-2.94	-2.90	-2.88	-2.87	-2.88	-2.88	-2.88	-2.87	-2.81
La Porte County, IN	SO _x	Maintenance	100	0.00	0.00	-0.07	-0.07	-0.07	-0.07	-0.07	-0.07	-0.07	-0.07	-0.07
LaGrande, OR	PM ₁₀	Maintenance	100	0.00	0.00	-0.01	-0.01	-0.01	-0.01	-0.01	-0.01	-0.01	-0.01	-0.01

Nonattainment Area	Pollutant	Status <u>c/</u>	General Conformity Threshold <u>d/</u>	Emissions Changes for Cumulative Impacts (tons/year)										
				Alt. 1	Alt. 2	Alt. 3	Alt. 4	Alt. 6A	Alt. 5	Alt. 6 <u>b/</u>	Alt. 7	Alt. 6B	Alt. 8	
				No Action	Engine Only	Class 8 Tractors	Engines & Classes 7-8 Tractors	15% below Preferred Alternative Stringency	Engines, Classes 7-8 Tractors, & Classes 2b-3	Engines, Tractors, & Classes 2b-8	Engines, Tractors, & Trucks, & Trailers	20% above Preferred Alternative Stringency	Accelerated Hybrid Adoption	
Lake County, IN	SO _x	Maintenance	100	0.00	0.01	-0.33	-0.32	-0.32	-0.32	-0.32	-0.32	-0.32	-0.32	-0.32
Lake County, OH	SO _x	Maintenance	100	0.00	0.00	-0.04	-0.04	-0.04	-0.04	-0.04	-0.04	-0.04	-0.04	-0.04
Lake County, OR	PM ₁₀	Maintenance	100	0.00	0.00	-0.01	-0.01	-0.01	-0.01	-0.01	-0.01	-0.01	-0.01	-0.01
Lake Tahoe North Shore, CA	CO	Maintenance	100	0.00	0.00	-0.02	-0.02	-0.02	-0.02	-0.02	-0.02	-0.02	-0.02	-0.02
Lake Tahoe South Shore, CA	CO	Maintenance	100	0.00	0.00	-0.04	-0.04	-0.04	-0.04	-0.04	-0.04	-0.04	-0.04	-0.04
Lake Tahoe, NV	CO	Maintenance	100	0.00	0.00	-0.01	-0.01	-0.01	-0.01	-0.01	-0.01	-0.01	-0.01	-0.01
Lamar, CO	PM ₁₀	Maintenance	100	0.00	0.00	-0.01	-0.01	-0.01	-0.01	-0.01	-0.01	-0.01	-0.01	-0.01
Lame Deer, MT	PM ₁₀	Moderate	100	0.00	0.00	0.00	0.00	0.00	0.00	0.00	0.00	0.00	0.00	0.00
Lancaster, PA	Ozone	Maintenance	100	0.00	0.04	-0.95	-0.94	-0.93	-0.93	-0.93	-0.93	-0.93	-0.93	-0.91
Lancaster, PA	PM _{2.5}	Nonattainment	100	0.00	0.04	-0.95	-0.94	-0.93	-0.93	-0.93	-0.93	-0.93	-0.93	-0.91
Lane County, OR	PM ₁₀	Moderate	100	0.00	0.00	-0.01	-0.01	-0.01	-0.01	-0.01	-0.01	-0.01	-0.01	-0.01
Lansing-East Lansing, MI	Ozone	Maintenance	100	0.00	0.03	-0.71	-0.70	-0.70	-0.70	-0.70	-0.70	-0.70	-0.70	-0.68
LaPorte, IN	Ozone	Maintenance	100	0.00	0.01	-0.19	-0.19	-0.19	-0.19	-0.18	-0.19	-0.19	-0.19	-0.18
Las Vegas, NV	CO	Serious	100	0.00	0.02	-0.42	-0.42	-0.42	-0.41	-0.41	-0.41	-0.41	-0.41	-0.40
Las Vegas, NV	Ozone	Former Subpart 1	50	0.00	0.02	-0.43	-0.42	-0.42	-0.42	-0.42	-0.42	-0.42	-0.42	-0.41
Lauderdale County, AL	SO _x	Maintenance	100	0.00	0.00	-0.09	-0.09	-0.09	-0.09	-0.09	-0.09	-0.09	-0.09	-0.09
Laurel Area (Yellowstone County), MT	SO _x	Nonattainment	100	0.00	0.00	0.00	0.00	0.00	0.00	0.00	0.00	0.00	0.00	0.00
Libby, MT	PM ₁₀	Moderate	100	0.00	0.00	-0.01	-0.01	-0.01	-0.01	-0.01	-0.01	-0.01	-0.01	-0.01
Libby, MT	PM _{2.5}	Nonattainment	100	0.00	0.00	-0.01	-0.01	-0.01	-0.01	-0.01	-0.01	-0.01	-0.01	-0.01
Liberty-Clairton, PA	PM _{2.5}	Nonattainment	100	0.00	0.00	-0.01	-0.01	-0.01	-0.01	-0.01	-0.01	-0.01	-0.02	-0.02
Lima, OH	Ozone	Maintenance	100	0.00	0.00	-0.15	-0.15	-0.15	-0.15	-0.15	-0.15	-0.15	-0.15	-0.15
Longmont, CO	CO	Maintenance	100	0.00	0.00	-0.08	-0.08	-0.08	-0.08	-0.08	-0.08	-0.08	-0.08	-0.08
Lorain County, OH	SO _x	Maintenance	100	0.00	0.00	-0.05	-0.05	-0.05	-0.05	-0.05	-0.05	-0.05	-0.05	-0.05
Los Angeles South Coast Air Basin, CA	CO	Maintenance	100	0.00	1.97	-40.15	-39.53	-39.21	-39.06	-39.16	-39.15	-38.99	-38.10	-38.10
Los Angeles South Coast Air Basin, CA	NO _x	Maintenance	100	0.00	1.97	-40.15	-39.53	-39.21	-39.06	-39.16	-39.15	-38.99	-38.10	-38.10
Los Angeles South Coast Air Basin, CA	Ozone	Extreme	10	0.00	1.97	-40.15	-39.53	-39.21	-39.06	-39.16	-39.15	-38.99	-38.10	-38.10
Los Angeles South Coast Air Basin, CA	PM ₁₀	Serious	70	0.00	1.97	-40.15	-39.53	-39.21	-39.06	-39.16	-39.15	-38.99	-38.10	-38.10
Los Angeles South Coast Air Basin, CA	PM _{2.5}	Nonattainment	100	0.00	1.97	-40.15	-39.53	-39.21	-39.06	-39.16	-39.15	-38.99	-38.10	-38.10
Los Angeles-San Bernardino Counties (western Mohave), CA	Ozone	Moderate	50	0.00	0.00	-0.41	-0.42	-0.42	-0.41	-0.42	-0.42	-0.42	-0.42	-0.43
Louisville, KY-IN	Ozone	Maintenance	100	0.00	0.15	-3.09	-3.04	-3.02	-3.01	-3.02	-3.02	-3.02	-3.00	-2.94
Louisville, KY-IN	PM _{2.5}	Nonattainment	100	0.00	0.15	-3.09	-3.04	-3.02	-3.01	-3.02	-3.02	-3.00	-2.94	-2.94
Lowell, MA	CO	Maintenance	100	0.00	0.00	-0.09	-0.09	-0.09	-0.09	-0.09	-0.09	-0.09	-0.09	-0.09
Lucas County, OH	SO _x	Maintenance	100	0.00	0.01	-0.31	-0.31	-0.30	-0.30	-0.30	-0.30	-0.30	-0.30	-0.30
Lyons Township, IL	PM ₁₀	Maintenance	100	0.00	0.00	-0.09	-0.09	-0.09	-0.09	-0.09	-0.09	-0.09	-0.09	-0.10
Macon, GA	Ozone	Maintenance	100	0.00	0.01	-0.29	-0.29	-0.29	-0.29	-0.29	-0.29	-0.29	-0.29	-0.28
Macon, GA	PM _{2.5}	Nonattainment	100	0.00	0.01	-0.29	-0.29	-0.29	-0.29	-0.29	-0.29	-0.29	-0.29	-0.28
Madison and Page Counties (Shenandoah NP), VA	Ozone	Maintenance	100	0.00	0.00	0.00	0.00	0.00	0.00	0.00	0.00	0.00	0.00	-0.01
Madison, WI	SO _x	Maintenance	100	0.00	0.01	-0.31	-0.31	-0.30	-0.30	-0.30	-0.30	-0.30	-0.30	-0.30
Mammoth Lake, CA	PM ₁₀	Moderate	100	0.00	0.00	-0.01	-0.01	-0.01	-0.01	-0.01	-0.01	-0.01	-0.01	-0.01
Manchester, NH	CO	Maintenance	100	0.00	0.00	-0.07	-0.07	-0.07	-0.07	-0.07	-0.07	-0.07	-0.07	-0.07
Manitowoc County, WI	Ozone	Former Subpart 1	50	0.00	0.01	-0.18	-0.18	-0.18	-0.18	-0.18	-0.18	-0.18	-0.18	-0.17
Marion County, IN	SO _x	Maintenance	100	0.00	0.01	-0.31	-0.31	-0.30	-0.30	-0.30	-0.30	-0.31	-0.31	-0.30
Mariposa and Tuolumne Counties (Southern Mountain), CA	Ozone	Former Subpart 1	50	0.00	0.00	-0.07	-0.07	-0.07	-0.07	-0.07	-0.07	-0.07	-0.07	-0.07

Table D2-8 Emission Changes <u>a/</u> (for Cumulative Impacts) by Nonattainment Area with Alternative Standards for HD Vehicles Benzene 2030													
Nonattainment Area	Pollutant	Status <u>c/</u>	General Conformity Threshold <u>d/</u>	Emissions Changes for Cumulative Impacts (tons/year)									
				Alt. 1	Alt. 2	Alt. 3	Alt. 4	Alt. 6A	Alt. 5	Alt. 6 <u>b/</u>	Alt. 7	Alt. 6B	Alt. 8
				No Action	Engine Only	Class 8 Tractors	Engines & Classes 7-8 Tractors	15% below Preferred Alternative Stringency	Engines, Classes 7-8 Tractors, & Classes 2b-3	Engines, Tractors, & Classes 2b-8	Engines, Tractors, & Trucks, & Trailers	20% above Preferred Alternative Stringency	Accelerated Hybrid Adoption
Martinsburg, WV-Hagerstown, MD	PM _{2.5}	Nonattainment	100	0.00	0.01	-0.35	-0.34	-0.34	-0.34	-0.34	-0.34	-0.34	-0.34
Mason County, MI	Ozone	Maintenance	100	0.00	0.00	-0.04	-0.04	-0.04	-0.04	-0.04	-0.04	-0.04	-0.04
Medford, OR	CO	Maintenance	100	0.00	0.00	-0.07	-0.07	-0.07	-0.07	-0.07	-0.07	-0.07	-0.07
Medford-Ashland, OR	PM ₁₀	Maintenance	100	0.00	0.01	-0.18	-0.18	-0.17	-0.17	-0.17	-0.17	-0.17	-0.17
Memphis, TN-AR	Ozone	Maintenance	100	0.00	0.05	-1.12	-1.11	-1.10	-1.10	-1.10	-1.10	-1.10	-1.08
Memphis, TN	CO	Maintenance	100	0.00	0.04	-1.02	-1.01	-1.00	-1.00	-1.00	-1.00	-1.00	-0.98
Miami (Gila County), AZ	SO _x	Maintenance	100	0.00	0.00	-0.02	-0.02	-0.02	-0.02	-0.02	-0.02	-0.02	-0.03
Millinocket AQCR 109, ME	SO _x	Maintenance	100	0.00	0.00	-0.01	-0.01	-0.01	-0.01	-0.01	-0.01	-0.01	-0.01
Milwaukee, WI	SO _x	Maintenance	100	0.00	0.02	-0.48	-0.48	-0.47	-0.47	-0.47	-0.47	-0.47	-0.46
Milwaukee-Racine, WI	Ozone	Moderate	50	0.00	0.09	-1.95	-1.92	-1.90	-1.90	-1.90	-1.90	-1.90	-1.86
Minneapolis-St Paul, MN	CO	Maintenance	100	0.00	0.30	-6.46	-6.37	-6.32	-6.29	-6.31	-6.31	-6.29	-6.16
Minneapolis-St Paul, MN	SO _x	Maintenance	100	0.00	0.30	-6.46	-6.37	-6.32	-6.29	-6.31	-6.31	-6.29	-6.15
Missoula, MT	CO	Maintenance	100	0.00	0.00	-0.13	-0.13	-0.13	-0.13	-0.13	-0.13	-0.13	-0.13
Missoula, MT	PM ₁₀	Moderate	100	0.00	0.00	-0.13	-0.13	-0.13	-0.13	-0.13	-0.13	-0.13	-0.13
Modesto, CA	CO	Maintenance	100	0.00	0.01	-0.27	-0.27	-0.27	-0.27	-0.27	-0.27	-0.27	-0.26
Mohave County, AZ	PM ₁₀	Maintenance	100	0.00	0.00	-0.13	-0.13	-0.12	-0.12	-0.13	-0.13	-0.13	-0.13
Mono Basin, CA	PM ₁₀	Moderate	100	0.00	0.00	0.00	0.00	0.00	0.00	0.00	0.00	0.00	0.00
Morenci (Greenlee County), AZ	SO _x	Maintenance	100	0.00	0.00	0.00	0.00	0.00	0.00	0.00	0.00	0.00	0.00
Morristown, NJ	CO	Maintenance	100	0.00	0.00	-0.01	-0.01	-0.01	-0.01	-0.01	-0.01	-0.01	-0.01
Muhlenberg County, KY	SO _x	Maintenance	100	0.00	0.00	-0.04	-0.04	-0.04	-0.04	-0.04	-0.04	-0.04	-0.04
Muncie, IN	Ozone	Maintenance	100	0.00	0.00	-0.16	-0.16	-0.15	-0.15	-0.15	-0.16	-0.16	-0.16
Murray County (Chattahoochee NF), GA	Ozone	Maintenance	100	0.00	0.00	-0.01	-0.01	-0.01	-0.01	-0.01	-0.01	-0.01	-0.01
Muscatine County, IA	SO _x	Maintenance	100	0.00	0.00	-0.02	-0.02	-0.02	-0.02	-0.02	-0.02	-0.02	-0.02
Muskegon, MI	Ozone	Maintenance	100	0.00	0.01	-0.20	-0.19	-0.19	-0.19	-0.19	-0.19	-0.19	-0.19
Nashua, NH	CO	Maintenance	100	0.00	0.00	-0.06	-0.06	-0.05	-0.05	-0.05	-0.05	-0.06	-0.05
Nashville, TN	Ozone	Former Subpart 1	50	0.00	0.11	-2.45	-2.41	-2.40	-2.39	-2.39	-2.39	-2.39	-2.34
Nevada County (western part), CA	Ozone	Former Subpart 1	50	0.00	0.00	-0.08	-0.08	-0.08	-0.08	-0.08	-0.08	-0.08	-0.08
New Haven County, CT	PM ₁₀	Maintenance	100	0.00	0.00	-0.08	-0.08	-0.08	-0.08	-0.08	-0.08	-0.08	-0.08
New Haven-Meriden-Waterbury, CT	CO	Maintenance	100	0.00	0.02	-0.44	-0.43	-0.43	-0.43	-0.43	-0.43	-0.43	-0.42
New Manchester-Grant Magisterial District (Hancock County), WV	SO _x	Maintenance	100	0.00	0.00	-0.01	-0.01	-0.01	-0.01	-0.01	-0.01	-0.01	-0.01
New York County, NY	PM ₁₀	Moderate	100	0.00	-0.06	-0.24	-0.28	-0.28	-0.28	-0.29	-0.30	-0.31	-0.36
New York-N. New Jersey-Long Island, NY-NJ-CT	CO	Maintenance	100	0.00	0.39	-10.60	-10.51	-10.44	-10.40	-10.44	-10.45	-10.44	-10.31
New York-N. New Jersey-Long Island, NY-NJ-CT	PM _{2.5}	Nonattainment	100	0.00	0.38	-10.61	-10.52	-10.45	-10.41	-10.46	-10.47	-10.46	-10.33
New York-northern New Jersey-Long Island, NY-NJ-CT	Ozone	Moderate	50	0.00	0.21	-7.14	-7.11	-7.07	-7.04	-7.08	-7.09	-7.09	-7.04
Nogales, AZ	PM ₁₀	Moderate	100	0.00	0.00	-0.05	-0.04	-0.04	-0.04	-0.04	-0.04	-0.04	-0.04
Norfolk-Virginia Beach-Newport News, VA	Ozone	Maintenance	100	0.00	0.03	-0.65	-0.64	-0.64	-0.63	-0.64	-0.64	-0.64	-0.62
Ogden, UT	CO	Maintenance	100	0.00	0.00	-0.08	-0.07	-0.07	-0.07	-0.07	-0.07	-0.07	-0.07
Ogden, UT	PM ₁₀	Moderate	100	0.00	0.00	-0.08	-0.07	-0.07	-0.07	-0.07	-0.07	-0.07	-0.07
Oglesby, IL	PM ₁₀	Maintenance	100	0.00	0.00	0.00	0.00	0.00	0.00	0.00	0.00	0.00	0.00
Olmsted County, MN	PM ₁₀	Maintenance	100	0.00	0.00	-0.02	-0.02	-0.02	-0.02	-0.02	-0.02	-0.02	-0.02
Olympia, Tumwater, Lacey, WA	PM ₁₀	Maintenance	100	0.00	0.00	-0.11	-0.11	-0.11	-0.11	-0.11	-0.11	-0.11	-0.11
Owens Valley, CA	PM ₁₀	Serious	70	0.00	0.00	-0.01	-0.01	-0.01	-0.01	-0.01	-0.01	-0.01	-0.01
Pagosa Springs, CO	PM ₁₀	Maintenance	100	0.00	0.00	0.00	0.00	0.00	0.00	0.00	0.00	0.00	0.00

Table D2-8 Emission Changes <u>a/</u> (for Cumulative Impacts) by Nonattainment Area with Alternative Standards for HD Vehicles Benzene 2030														
Nonattainment Area	Pollutant	Status <u>c/</u>	General Conformity Threshold <u>d/</u>	Emissions Changes for Cumulative Impacts (tons/year)										
				Alt. 1	Alt. 2	Alt. 3	Alt. 4	Alt. 6A	Alt. 5	Alt. 6 <u>b/</u>	Alt. 7	Alt. 6B	Alt. 8	
				No Action	Engine Only	Class 8 Tractors	Engines & Classes 7-8 Tractors	15% below Preferred Alternative Stringency	Engines, Classes 7-8 Tractors, & Classes 2b-3	Engines, Tractors, & Classes 2b-8	Engines, Tractors, & Truck, & Trailers	20% above Preferred Alternative Stringency	Accelerated Hybrid Adoption	
Parkersburg-Marietta, WV-OH	Ozone	Maintenance	100	0.00	0.02	-0.42	-0.41	-0.41	-0.41	-0.41	-0.41	-0.41	-0.41	-0.40
Parkersburg-Marietta, WV-OH	PM _{2.5}	Nonattainment	100	0.00	0.02	-0.42	-0.41	-0.41	-0.41	-0.41	-0.41	-0.41	-0.41	-0.40
Payson, AZ	PM ₁₀	Maintenance	100	0.00	0.00	-0.02	-0.02	-0.02	-0.02	-0.02	-0.02	-0.02	-0.02	-0.02
Penns Grove, NJ	CO	Maintenance	100	0.00	0.00	0.00	0.00	0.00	0.00	0.00	0.00	0.00	0.00	0.00
Peoria, IL	SO _x	Maintenance	100	0.00	0.01	-0.13	-0.13	-0.13	-0.13	-0.12	-0.13	-0.13	-0.12	-0.12
Perth Amboy, NJ	CO	Maintenance	100	0.00	0.00	-0.05	-0.05	-0.05	-0.05	-0.05	-0.05	-0.05	-0.05	-0.05
Philadelphia-Camden County, PA-NJ	CO	Maintenance	100	0.00	0.01	-0.36	-0.35	-0.35	-0.35	-0.35	-0.35	-0.35	-0.35	-0.34
Phildelphia-Wilmington, PA-NY-DE	PM _{2.5}	Nonattainment	100	0.00	0.16	-3.58	-3.53	-3.50	-3.49	-3.50	-3.50	-3.50	-3.49	-3.42
Phildelphia-Wilmington-Atlantic City, PA-NY-MD-DE	Ozone	Moderate	50	0.00	0.22	-4.84	-4.77	-4.74	-4.72	-4.73	-4.73	-4.73	-4.72	-4.63
Phoenix, AZ	CO	Maintenance	100	0.00	0.40	-8.09	-7.96	-7.90	-7.87	-7.89	-7.89	-7.89	-7.86	-7.68
Phoenix, AZ	PM ₁₀	Serious	70	0.00	0.40	-8.09	-7.96	-7.90	-7.87	-7.89	-7.89	-7.89	-7.86	-7.68
Phoenix-Mesa, AZ	Ozone	Former Subpart 1	50	0.00	0.20	-4.13	-4.07	-4.03	-4.02	-4.03	-4.03	-4.03	-4.01	-3.92
Pierce County, WA	PM ₁₀	Maintenance	100	0.00	0.00	-0.01	-0.02	-0.02	-0.02	-0.02	-0.02	-0.02	-0.02	-0.02
Pinehurst, ID	PM ₁₀	Moderate	100	0.00	0.00	0.00	0.00	0.00	0.00	0.00	0.00	0.00	0.00	0.00
Pittsburgh, PA	CO	Maintenance	100	0.00	0.00	-0.02	-0.02	-0.02	-0.02	-0.02	-0.02	-0.02	-0.02	-0.02
Pittsburgh-Beaver Valley, PA	Ozone	Former Subpart 1	50	0.00	0.15	-3.33	-3.28	-3.26	-3.25	-3.26	-3.26	-3.26	-3.25	-3.18
Pittsburgh-Beaver Valley, PA	PM _{2.5}	Nonattainment	100	0.00	0.15	-3.33	-3.28	-3.26	-3.24	-3.25	-3.25	-3.25	-3.24	-3.18
Polk County, TN	SO _x	Maintenance	100	0.00	0.00	-0.03	-0.03	-0.03	-0.03	-0.03	-0.03	-0.03	-0.03	-0.03
Polson, MT	PM ₁₀	Moderate	100	0.00	0.00	0.00	0.00	0.00	0.00	0.00	0.00	0.00	0.00	0.00
Portland, ME	Ozone	Maintenance	100	0.00	0.03	-0.73	-0.72	-0.71	-0.71	-0.71	-0.71	-0.71	-0.71	-0.69
Portland, OR	CO	Maintenance	100	0.00	0.04	-0.92	-0.91	-0.90	-0.90	-0.90	-0.90	-0.90	-0.90	-0.88
Portneuf Valley, ID	PM ₁₀	Maintenance	100	0.00	0.00	-0.04	-0.04	-0.04	-0.04	-0.04	-0.04	-0.04	-0.04	-0.04
Poughkeepsie, NY	Ozone	Moderate	50	0.00	0.02	-0.70	-0.69	-0.69	-0.69	-0.69	-0.69	-0.69	-0.69	-0.68
Presque Isle, ME	PM ₁₀	Maintenance	100	0.00	0.00	-0.01	-0.01	-0.01	-0.01	-0.01	-0.01	-0.01	-0.01	-0.01
Providence (entire State), RI	Ozone	Moderate	50	0.00	0.01	-0.32	-0.32	-0.32	-0.32	-0.32	-0.32	-0.32	-0.32	-0.32
Provo, UT	CO	Maintenance	100	0.00	0.00	-0.10	-0.10	-0.10	-0.10	-0.10	-0.10	-0.10	-0.10	-0.09
Raleigh-Durham, NC	CO	Maintenance	100	0.00	0.06	-1.36	-1.34	-1.33	-1.33	-1.33	-1.33	-1.33	-1.33	-1.30
Raleigh-Durham-Chapel Hill, NC	Ozone	Maintenance	100	0.00	0.10	-2.08	-2.06	-2.04	-2.03	-2.04	-2.04	-2.04	-2.03	-1.99
Ramsey County, MN	PM ₁₀	Maintenance	100	0.00	0.00	-0.01	-0.01	-0.01	-0.01	-0.01	-0.01	-0.01	-0.01	-0.01
Reading, PA	Ozone	Maintenance	100	0.00	0.03	-0.79	-0.78	-0.77	-0.77	-0.77	-0.77	-0.77	-0.77	-0.76
Reading, PA	PM _{2.5}	Nonattainment	100	0.00	0.03	-0.79	-0.78	-0.77	-0.77	-0.77	-0.77	-0.77	-0.77	-0.76
Reno, NV	CO	Maintenance	100	0.00	0.01	-0.15	-0.14	-0.14	-0.14	-0.14	-0.14	-0.14	-0.14	-0.14
Rhineland (Oneida County), WI	SO _x	Maintenance	100	0.00	0.00	0.00	0.00	0.00	0.00	0.00	0.00	0.00	0.00	0.00
Richmond-Petersburg, VA	Ozone	Maintenance	100	0.00	0.03	-0.66	-0.65	-0.65	-0.64	-0.65	-0.65	-0.65	-0.64	-0.63
Rillito, AZ	PM ₁₀	Moderate	100	0.00	0.00	-0.04	-0.04	-0.04	-0.04	-0.04	-0.04	-0.04	-0.04	-0.04
Riverside County (Coachella Valley), CA	Ozone	Severe	25	0.00	0.01	-0.38	-0.38	-0.38	-0.37	-0.38	-0.38	-0.38	-0.38	-0.37
Roanoke, VA	Ozone	Former Subpart 1	50	0.00	0.01	-0.30	-0.30	-0.29	-0.29	-0.29	-0.29	-0.29	-0.29	-0.29
Rochester (Olmsted County), MN	SO _x	Maintenance	100	0.00	0.00	-0.09	-0.09	-0.09	-0.09	-0.09	-0.09	-0.09	-0.09	-0.09
Rochester, NY	Ozone	Former Subpart 1	50	0.00	0.03	-0.74	-0.73	-0.73	-0.72	-0.73	-0.73	-0.73	-0.73	-0.71
Rocky Mount, NC	Ozone	Maintenance	100	0.00	0.01	-0.22	-0.22	-0.22	-0.22	-0.22	-0.22	-0.22	-0.22	-0.22
Rome, GA	PM _{2.5}	Nonattainment	100	0.00	0.00	-0.10	-0.10	-0.10	-0.10	-0.10	-0.10	-0.10	-0.10	-0.10
Ronan, MT	PM ₁₀	Moderate	100	0.00	0.00	0.00	0.00	0.00	0.00	0.00	0.00	0.00	0.00	0.00
Rothschild, Rib Mountain, Weston (Marathon County), WI	SO _x	Maintenance	100	0.00	0.00	0.00	-0.01	-0.01	-0.01	-0.01	-0.01	-0.01	-0.01	-0.01

Table D2-8 Emission Changes <u>a/</u> (for Cumulative Impacts) by Nonattainment Area with Alternative Standards for HD Vehicles Benzene 2030													
Nonattainment Area	Pollutant	Status <u>c/</u>	General Conformity Threshold <u>d/</u>	Emissions Changes for Cumulative Impacts (tons/year)									
				Alt. 1	Alt. 2	Alt. 3	Alt. 4	Alt. 6A	Alt. 5	Alt. 6 <u>b/</u>	Alt. 7	Alt. 6B	Alt. 8
				No Action	Engine Only	Class 8 Tractors	Engines & Classes 7-8 Tractors	15% below Preferred Alternative Stringency	Engines, Classes 7-8 Tractors, & Classes 2b-3	Engines, Tractors, & Classes 2b-8	Engines, Tractors, & Truckers, & Trailers	20% above Preferred Alternative Stringency	Accelerated Hybrid Adoption
Sacramento County, CA	PM ₁₀	Moderate	100	0.00	0.05	-1.12	-1.11	-1.10	-1.09	-1.10	-1.10	-1.10	-1.08
Sacramento Metro, CA	Ozone	Severe	25	0.00	0.09	-1.97	-1.95	-1.93	-1.92	-1.93	-1.93	-1.92	-1.89
Sacramento, CA	CO	Maintenance	100	0.00	0.06	-1.19	-1.18	-1.17	-1.16	-1.16	-1.17	-1.16	-1.14
Salem, OR	CO	Maintenance	100	0.00	0.00	-0.11	-0.11	-0.11	-0.11	-0.11	-0.11	-0.11	-0.11
Salt Lake City, UT	CO	Maintenance	100	0.00	0.00	-0.13	-0.13	-0.13	-0.13	-0.13	-0.13	-0.13	-0.13
Salt Lake County, UT	PM ₁₀	Moderate	100	0.00	0.05	-1.22	-1.20	-1.19	-1.19	-1.19	-1.19	-1.19	-1.17
Salt Lake County, UT	SO _x	Nonattainment	100	0.00	0.05	-1.22	-1.20	-1.19	-1.19	-1.19	-1.19	-1.19	-1.17
San Antonio, TX	Ozone	Former Subpart 1	50	0.00	0.06	-1.64	-1.63	-1.62	-1.61	-1.61	-1.62	-1.61	-1.59
San Bernardino County, CA	PM ₁₀	Moderate	100	0.00	-0.01	-0.29	-0.29	-0.30	-0.29	-0.30	-0.30	-0.30	-0.32
San Diego, CA	CO	Maintenance	100	0.00	0.20	-4.18	-4.12	-4.08	-4.07	-4.08	-4.08	-4.06	-3.98
San Diego, CA	Ozone	Former Subpart 1	50	0.00	0.20	-4.18	-4.12	-4.08	-4.07	-4.08	-4.08	-4.07	-3.98
San Francisco Bay Area, CA	Ozone	Marginal	50	0.00	0.15	-3.32	-3.27	-3.25	-3.24	-3.25	-3.25	-3.24	-3.17
San Francisco-Oakland-San Jose, CA	CO	Maintenance	100	0.00	0.19	-3.99	-3.93	-3.90	-3.88	-3.89	-3.89	-3.88	-3.80
San Joaquin Valley, CA	Ozone	Extreme	10	0.00	0.54	-11.64	-11.48	-11.39	-11.35	-11.38	-11.38	-11.34	-11.10
San Joaquin Valley, CA	PM ₁₀	Maintenance	100	0.00	0.54	-11.64	-11.48	-11.39	-11.35	-11.38	-11.38	-11.34	-11.10
San Joaquin Valley, CA	PM _{2.5}	Nonattainment	100	0.00	0.54	-11.64	-11.48	-11.39	-11.35	-11.38	-11.38	-11.34	-11.10
San Manuel (Pinal County), AZ	SO _x	Maintenance	100	0.00	0.00	-0.04	-0.04	-0.04	-0.04	-0.04	-0.04	-0.04	-0.04
Sanders County (part);Thompson Falls and vicinity, MT	PM ₁₀	Moderate	100	0.00	0.00	0.00	0.00	0.00	0.00	0.00	0.00	0.00	0.00
Scranton-Wilkes Barre, PA	Ozone	Maintenance	100	0.00	0.04	-0.84	-0.83	-0.82	-0.82	-0.82	-0.82	-0.82	-0.81
Seattle-Tacoma, WA	CO	Maintenance	100	0.00	0.13	-3.05	-3.02	-2.99	-2.98	-2.99	-2.99	-2.98	-2.93
Sheboygan, WI	Ozone	Moderate	50	0.00	0.01	-0.18	-0.18	-0.18	-0.18	-0.18	-0.18	-0.18	-0.17
Sheridan, WY	PM ₁₀	Moderate	100	0.00	0.00	-0.02	-0.02	-0.02	-0.02	-0.02	-0.02	-0.02	-0.02
Shoshone County, ID	PM ₁₀	Moderate	100	0.00	0.00	0.00	0.00	0.00	0.00	0.00	0.00	0.00	0.00
Somerville, NJ	CO	Maintenance	100	0.00	0.00	-0.01	-0.01	-0.01	-0.01	-0.01	-0.01	-0.01	-0.01
South Bend-Elkhart, IN	Ozone	Maintenance	100	0.00	0.02	-0.50	-0.50	-0.50	-0.49	-0.50	-0.50	-0.50	-0.49
Southeast Chicago, IL	PM ₁₀	Maintenance	100	0.00	0.00	-0.22	-0.22	-0.22	-0.22	-0.22	-0.22	-0.22	-0.22
Spokane County, WA	PM ₁₀	Maintenance	100	0.00	0.01	-0.30	-0.30	-0.30	-0.30	-0.30	-0.30	-0.30	-0.29
Spokane, WA	CO	Maintenance	100	0.00	0.01	-0.30	-0.30	-0.29	-0.29	-0.29	-0.29	-0.29	-0.29
Springfield (western MA), MA	Ozone	Moderate	50	0.00	0.04	-0.93	-0.92	-0.91	-0.91	-0.91	-0.91	-0.91	-0.90
Springfield, MA	CO	Maintenance	100	0.00	0.01	-0.13	-0.13	-0.13	-0.13	-0.13	-0.13	-0.13	-0.13
St Louis, MO	CO	Maintenance	100	0.00	0.05	-1.14	-1.13	-1.12	-1.12	-1.12	-1.12	-1.12	-1.10
St Louis, MO-IL	Ozone	Moderate	50	0.00	0.18	-3.79	-3.74	-3.71	-3.69	-3.70	-3.70	-3.69	-3.62
St. Louis, MO-IL	PM _{2.5}	Nonattainment	100	0.00	0.17	-3.76	-3.71	-3.68	-3.67	-3.68	-3.68	-3.67	-3.59
State College, PA	Ozone	Maintenance	100	0.00	0.01	-0.28	-0.28	-0.27	-0.27	-0.27	-0.27	-0.27	-0.27
Steamboat Springs, CO	PM ₁₀	Maintenance	100	0.00	0.00	-0.02	-0.02	-0.02	-0.02	-0.02	-0.02	-0.02	-0.02
Steubenville & Mingo Junction, OH	SO _x	Maintenance	100	0.00	0.00	-0.05	-0.05	-0.05	-0.05	-0.05	-0.05	-0.05	-0.05
Steubenville-Weirton, OH-WV	Ozone	Maintenance	100	0.00	0.01	-0.19	-0.19	-0.19	-0.18	-0.19	-0.19	-0.19	-0.19
Steubenville-Weirton, OH-WV	PM _{2.5}	Nonattainment	100	0.00	0.01	-0.19	-0.19	-0.19	-0.18	-0.19	-0.19	-0.19	-0.19
Stockton, CA	CO	Maintenance	100	0.00	0.02	-0.37	-0.36	-0.36	-0.36	-0.36	-0.36	-0.36	-0.35
Sutter County (Sutter Buttes), CA	Ozone	Former Subpart 1	50	0.00	0.00	0.00	0.00	0.00	0.00	0.00	0.00	0.00	0.00
Syracuse, NY	CO	Maintenance	100	0.00	0.01	-0.31	-0.30	-0.30	-0.30	-0.30	-0.30	-0.30	-0.30
Telluride, CO	PM ₁₀	Maintenance	100	0.00	0.00	0.00	0.00	0.00	0.00	0.00	0.00	0.00	0.00
Terre Haute, IN	Ozone	Maintenance	100	0.00	0.00	-0.14	-0.14	-0.14	-0.14	-0.14	-0.14	-0.14	-0.14

Table D2-8 Emission Changes ^{a/} (for Cumulative Impacts) by Nonattainment Area with Alternative Standards for HD Vehicles Benzene 2030													
Nonattainment Area	Pollutant	Status ^{c/}	General Conformity Threshold ^{d/}	Emissions Changes for Cumulative Impacts (tons/year)									
				Alt. 1	Alt. 2	Alt. 3	Alt. 4	Alt. 6A	Alt. 5	Alt. 6 ^{b/}	Alt. 7	Alt. 6B	Alt. 8
				No Action	Engine Only	Class 8 Tractors	Engines & Classes 7-8 Tractors	15% below Preferred Alternative Stringency	Engines, Classes 7-8 Tractors, & Classes 2b-3	Engines, Tractors, & Classes 2b-8	Engines, Tractors, & Truck, & Trailers	20% above Preferred Alternative Stringency	Accelerated Hybrid Adoption
Tioga County, PA	Ozone	Maintenance	100	0.00	0.00	-0.07	-0.07	-0.07	-0.07	-0.07	-0.07	-0.07	-0.07
Toledo, OH	Ozone	Maintenance	100	0.00	0.03	-0.67	-0.66	-0.66	-0.66	-0.66	-0.66	-0.66	-0.65
Toms River, NJ	CO	Maintenance	100	0.00	0.00	-0.03	-0.03	-0.03	-0.03	-0.03	-0.03	-0.03	-0.03
Tooele County, UT	SO _x	Nonattainment	100	0.00	0.00	-0.11	-0.11	-0.11	-0.11	-0.11	-0.11	-0.11	-0.12
Trenton, NJ	CO	Maintenance	100	0.00	0.00	-0.08	-0.08	-0.08	-0.08	-0.08	-0.08	-0.08	-0.08
Trona, CA	PM ₁₀	Moderate	100	0.00	-0.01	-0.01	-0.01	-0.01	-0.01	-0.01	-0.01	-0.01	-0.02
Tucson, AZ	CO	Maintenance	100	0.00	0.03	-0.71	-0.70	-0.70	-0.69	-0.70	-0.70	-0.69	-0.68
Utah County, UT	PM ₁₀	Moderate	100	0.00	0.01	-0.29	-0.29	-0.29	-0.28	-0.29	-0.29	-0.29	-0.29
Vancouver, WA	CO	Maintenance	100	0.00	0.01	-0.33	-0.32	-0.32	-0.32	-0.32	-0.32	-0.32	-0.32
Ventura County, CA	Ozone	Serious	50	0.00	0.00	-0.45	-0.46	-0.45	-0.45	-0.46	-0.46	-0.46	-0.46
Vermillion County, IN	PM ₁₀	Maintenance	100	0.00	0.00	-0.01	-0.01	-0.01	-0.01	-0.01	-0.01	-0.01	-0.02
Vigo County, IN	SO _x	Maintenance	100	0.00	0.00	-0.14	-0.14	-0.14	-0.14	-0.14	-0.14	-0.14	-0.14
Wallula, WA	PM ₁₀	Maintenance	100	0.00	0.00	0.00	0.00	0.00	0.00	0.00	0.00	0.00	0.00
Waltham, MA	CO	Maintenance	100	0.00	0.00	-0.05	-0.05	-0.04	-0.04	-0.04	-0.04	-0.05	-0.04
Warren County, NJ	SO _x	Maintenance	100	0.00	0.00	-0.04	-0.04	-0.04	-0.04	-0.04	-0.04	-0.04	-0.04
Warren County, PA	SO _x	Nonattainment	100	0.00	0.00	-0.01	-0.01	-0.01	-0.01	-0.01	-0.01	-0.01	-0.01
Washington County (Hagerstown), MD	Ozone	Former Subpart 1	50	0.00	0.00	-0.16	-0.16	-0.16	-0.16	-0.16	-0.16	-0.16	-0.16
Washington, DC-MD-VA	CO	Maintenance	100	0.00	0.30	-6.07	-5.98	-5.93	-5.91	-5.92	-5.92	-5.90	-5.76
Washington, DC-MD-VA	Ozone	Moderate	50	0.00	0.29	-6.08	-5.99	-5.94	-5.92	-5.94	-5.94	-5.91	-5.78
Washington, DC-MD-VA	PM _{2.5}	Nonattainment	100	0.00	0.29	-6.08	-5.99	-5.94	-5.92	-5.94	-5.94	-5.91	-5.78
Washoe County, NV	PM ₁₀	Serious	70	0.00	0.01	-0.15	-0.14	-0.14	-0.14	-0.14	-0.14	-0.14	-0.14
Waterford Township (Washington County), OH	SO _x	Maintenance	100	0.00	0.00	-0.01	-0.01	-0.01	-0.01	-0.01	-0.01	-0.01	-0.01
Wayne County, IN	SO _x	Maintenance	100	0.00	0.00	-0.10	-0.10	-0.10	-0.09	-0.10	-0.10	-0.10	-0.09
Wayne County, MI	PM ₁₀	Maintenance	100	0.00	0.00	-0.12	-0.12	-0.12	-0.12	-0.12	-0.13	-0.13	-0.13
Weirton, WV	PM ₁₀	Maintenance	100	0.00	0.00	-0.02	-0.02	-0.02	-0.02	-0.02	-0.02	-0.02	-0.02
Weirton, WV	SO _x	Maintenance	100	0.00	0.00	-0.02	-0.02	-0.02	-0.02	-0.02	-0.02	-0.02	-0.02
Wheeling, WV-OH	Ozone	Maintenance	100	0.00	0.02	-0.45	-0.45	-0.44	-0.44	-0.44	-0.44	-0.44	-0.44
Wheeling, WV-OH	PM _{2.5}	Nonattainment	100	0.00	0.02	-0.45	-0.45	-0.44	-0.44	-0.44	-0.44	-0.44	-0.44
Winston-Salem, NC	CO	Maintenance	100	0.00	0.02	-0.42	-0.42	-0.41	-0.41	-0.41	-0.41	-0.41	-0.41
Worcester, MA	CO	Maintenance	100	0.00	0.01	-0.21	-0.21	-0.20	-0.20	-0.20	-0.20	-0.20	-0.20
Yakima County, WA	PM ₁₀	Maintenance	100	0.00	0.00	-0.10	-0.09	-0.09	-0.09	-0.09	-0.09	-0.09	-0.09
Yakima, WA	CO	Maintenance	100	0.00	0.00	-0.04	-0.04	-0.04	-0.04	-0.04	-0.04	-0.04	-0.04
York, PA	Ozone	Maintenance	100	0.00	0.03	-0.77	-0.76	-0.75	-0.75	-0.75	-0.75	-0.75	-0.74
York, PA	PM _{2.5}	Nonattainment	100	0.00	0.03	-0.76	-0.75	-0.75	-0.75	-0.75	-0.75	-0.75	-0.73
Youngstown-Warren-Sharon, OH-PA	Ozone	Maintenance	100	0.00	0.04	-0.87	-0.86	-0.85	-0.85	-0.85	-0.85	-0.85	-0.84
Yuma, AZ	PM ₁₀	Moderate	100	0.00	0.01	-0.20	-0.20	-0.19	-0.19	-0.19	-0.19	-0.19	-0.19

^{a/} Negative emissions changes indicate reductions; positive emissions changes are increases. Values of less than 0.005 tons/year are rounded to zero.

^{b/} Preferred Alternative

^{c/} Pollutants for which the area is designated nonattainment or maintenance as of 2010. Source: 40 CFR 81.

^{d/} Emissions thresholds in tons/year of: CO in CO maintenance and nonattainment areas; VOC or NO_x in ozone maintenance and nonattainment areas; primary PM_{2.5} in PM_{2.5} maintenance and nonattainment areas; primary PM₁₀ in PM₁₀ maintenance and nonattainment areas; and SO₂ in SO₂ maintenance and nonattainment areas. Source: 40 CFR § 93.153. These thresholds are provided for information only; a general conformity determination is not required for the proposed actions. (See section 3.3.1.)

Source: EPA (U.S. Environmental Protection Agency). 2010. The Green Book Nonattainment Areas. Washington, District of Columbia. Last Revised: June 16, 2010. U.S. Environmental Protection Agency. Available: <http://www.epa.gov/oaqps001/greenbk/>. Accessed: August 6, 2010.

Table D2-9 Emission Changes <u>a/</u> (for Cumulative Impacts) by Nonattainment Area with Alternative Standards for HD Vehicles Benzene 2050														
Nonattainment Area	Pollutant	Status <u>c/</u>	General Conformity Threshold <u>d/</u>	Emissions Changes for Cumulative Impacts (tons/year)										
				Alt. 1	Alt. 2	Alt. 3	Alt. 4	Alt. 6A	Alt. 5	Alt. 6 <u>b/</u>	Alt. 7	Alt. 6B	Alt. 8	
				No Action	Engine Only	Class 8 Tractors	Engines & Classes 7-8 Tractors	15% below Preferred Alternative Stringency	Engines, Classes 7-8 Tractors, & Classes 2b-3	Engines, Tractors, & Classes 2b-8	Engines, Tractors, & Truck, & Trailers	20% above Preferred Alternative Stringency	Accelerated Hybrid Adoption	
Addison Township (Gallia County), OH	SO _x	Maintenance	100	0.00	0.00	0.00	0.00	0.00	0.00	0.00	0.00	0.00	-0.01	-0.01
Ajo (Pima County), AZ	PM ₁₀	Moderate	100	0.00	0.00	-0.01	-0.01	-0.01	-0.01	-0.01	-0.01	-0.01	-0.01	-0.02
Ajo (Pima County), AZ	SO _x	Maintenance	100	0.00	-0.01	-0.02	-0.02	-0.02	-0.03	-0.03	-0.03	-0.03	-0.03	-0.04
Albany-Schenectady-Troy, NY	Ozone	Former Subpart 1	50	0.00	0.02	-0.95	-0.96	-0.96	-0.96	-0.96	-0.97	-0.97	-0.98	-1.00
Albuquerque, NM	CO	Maintenance	100	0.00	0.02	-0.75	-0.75	-0.75	-0.75	-0.75	-0.75	-0.75	-0.76	-0.77
Allegan County, MI	Ozone	Former Subpart 1	50	0.00	0.01	-0.36	-0.36	-0.36	-0.36	-0.36	-0.36	-0.36	-0.36	-0.37
Allentown-Bethlehem-Easton, PA	Ozone	Maintenance	100	0.00	0.02	-0.84	-0.84	-0.84	-0.84	-0.84	-0.85	-0.85	-0.85	-0.86
Altoona, PA	Ozone	Maintenance	100	0.00	0.00	-0.13	-0.13	-0.13	-0.13	-0.13	-0.13	-0.13	-0.13	-0.14
Amador and Calveras Counties (Central Mountain), CA	Ozone	Former Subpart 1	50	0.00	0.00	-0.17	-0.17	-0.17	-0.17	-0.17	-0.18	-0.18	-0.18	-0.19
Anchorage, AK	CO	Maintenance	100	0.00	0.00	-0.11	-0.11	-0.11	-0.11	-0.11	-0.11	-0.11	-0.12	-0.13
Anthony, NM	PM ₁₀	Moderate	100	0.00	-0.01	-0.02	-0.02	-0.02	-0.02	-0.02	-0.02	-0.02	-0.03	-0.03
Armstrong County, PA	SO _x	Nonattainment	100	0.00	0.00	-0.01	-0.01	-0.01	-0.01	-0.01	-0.01	-0.01	-0.01	-0.01
Aspen, CO	PM ₁₀	Maintenance	100	0.00	0.00	-0.01	-0.01	-0.01	-0.01	-0.01	-0.01	-0.01	-0.01	-0.01
Atlanta, GA	Ozone	Moderate	50	0.00	0.80	-20.29	-20.13	-20.14	-20.14	-20.15	-20.21	-20.21	-20.22	-20.25
Atlanta, GA	PM _{2.5}	Nonattainment	100	0.00	0.80	-20.29	-20.14	-20.15	-20.15	-20.15	-20.21	-20.21	-20.23	-20.26
Atlantic City, NJ	CO	Maintenance	100	0.00	0.00	-0.02	-0.02	-0.02	-0.02	-0.02	-0.02	-0.02	-0.02	-0.02
Bakersfield, CA	CO	Maintenance	100	0.00	0.02	-0.52	-0.52	-0.52	-0.52	-0.52	-0.52	-0.52	-0.53	-0.53
Baltimore, MD	CO	Maintenance	100	0.00	0.16	-3.97	-3.93	-3.93	-3.93	-3.93	-3.94	-3.94	-3.94	-3.94
Baltimore, MD	Ozone	Moderate	50	0.00	0.15	-3.97	-3.95	-3.95	-3.95	-3.95	-3.96	-3.96	-3.97	-3.97
Baltimore, MD	PM _{2.5}	Nonattainment	100	0.00	0.15	-3.97	-3.95	-3.95	-3.95	-3.95	-3.96	-3.96	-3.97	-3.97
Baton Rouge, LA	Ozone	Moderate	50	0.00	0.03	-1.11	-1.11	-1.11	-1.11	-1.11	-1.12	-1.12	-1.12	-1.14
Beaumont-Port Arthur, TX	Ozone	Moderate	50	0.00	0.01	-0.61	-0.61	-0.61	-0.61	-0.61	-0.62	-0.62	-0.62	-0.63
Benton County, TN	SO _x	Maintenance	100	0.00	0.00	-0.01	-0.01	-0.01	-0.01	-0.01	-0.01	-0.01	-0.01	-0.01
Benton Harbor, MI	Ozone	Maintenance	100	0.00	0.01	-0.36	-0.36	-0.36	-0.36	-0.36	-0.36	-0.36	-0.36	-0.37
Benzie County, MI	Ozone	Maintenance	100	0.00	0.00	-0.06	-0.06	-0.06	-0.06	-0.06	-0.06	-0.06	-0.06	-0.07
Berkeley and Jefferson Counties, WV	Ozone	Maintenance	100	0.00	0.01	-0.34	-0.34	-0.34	-0.34	-0.34	-0.35	-0.35	-0.35	-0.35
Billings, MT	CO	Maintenance	100	0.00	0.00	-0.11	-0.11	-0.11	-0.11	-0.11	-0.11	-0.11	-0.11	-0.12
Birmingham, AL	Ozone	Maintenance	100	0.00	0.09	-2.37	-2.35	-2.35	-2.35	-2.35	-2.36	-2.36	-2.36	-2.37
Birmingham, AL	PM _{2.5}	Nonattainment	100	0.00	0.09	-2.37	-2.35	-2.35	-2.35	-2.35	-2.36	-2.36	-2.36	-2.37
Boise-Northern Ada County, ID	CO	Maintenance	100	0.00	0.03	-0.89	-0.89	-0.89	-0.89	-0.89	-0.89	-0.89	-0.89	-0.90
Boise-Northern Ada County, ID	PM ₁₀	Maintenance	100	0.00	0.03	-0.89	-0.89	-0.89	-0.89	-0.89	-0.89	-0.89	-0.89	-0.90
Bonner County (Sandpoint), ID	PM ₁₀	Moderate	100	0.00	0.00	-0.03	-0.03	-0.03	-0.03	-0.03	-0.03	-0.03	-0.03	-0.03
Boston, MA	CO	Maintenance	100	0.00	0.03	-0.85	-0.84	-0.84	-0.84	-0.84	-0.85	-0.85	-0.85	-0.85
Boston-Lawrence-Worcester (eastern MA), MA	Ozone	Moderate	50	0.00	0.22	-5.64	-5.59	-5.59	-5.59	-5.60	-5.61	-5.61	-5.62	-5.62
Boston-Manchester-Portsmouth (southeast NH), NH	Ozone	Moderate	50	0.00	0.03	-0.91	-0.90	-0.90	-0.90	-0.90	-0.90	-0.90	-0.90	-0.91
Boyd County (part), KY	SO _x	Maintenance	100	0.00	0.00	-0.02	-0.02	-0.02	-0.02	-0.02	-0.02	-0.02	-0.02	-0.02
Buffalo-Niagara Falls, NY	Ozone	Former Subpart 1	50	0.00	0.03	-0.87	-0.86	-0.87	-0.87	-0.87	-0.87	-0.87	-0.87	-0.87
Burlington, NJ	CO	Maintenance	100	0.00	0.00	-0.01	-0.01	-0.01	-0.01	-0.01	-0.01	-0.01	-0.01	-0.01
Butte, MT	PM ₁₀	Moderate	100	0.00	0.00	-0.03	-0.03	-0.03	-0.03	-0.03	-0.04	-0.04	-0.04	-0.04
Canon City, CO	PM ₁₀	Maintenance	100	0.00	0.00	-0.03	-0.03	-0.03	-0.03	-0.03	-0.03	-0.03	-0.03	-0.03
Canton-Massillon, OH	Ozone	Maintenance	100	0.00	0.03	-0.89	-0.89	-0.89	-0.89	-0.89	-0.90	-0.90	-0.90	-0.91
Canton-Massillon, OH	PM _{2.5}	Nonattainment	100	0.00	0.03	-0.89	-0.89	-0.89	-0.89	-0.89	-0.90	-0.90	-0.90	-0.91
Case County, MI	Ozone	Maintenance	100	0.00	0.00	-0.10	-0.10	-0.10	-0.10	-0.11	-0.11	-0.11	-0.11	-0.12

Table D2-9 Emission Changes <u>a/</u> (for Cumulative Impacts) by Nonattainment Area with Alternative Standards for HD Vehicles Benzene 2050														
Nonattainment Area	Pollutant	Status <u>c/</u>	General Conformity Threshold <u>d/</u>	Emissions Changes for Cumulative Impacts (tons/year)										
				Alt. 1	Alt. 2	Alt. 3	Alt. 4	Alt. 6A	Alt. 5	Alt. 6 <u>b/</u>	Alt. 7	Alt. 6B	Alt. 8	
				No Action	Engine Only	Class 8 Tractors	Engines & Classes 7-8 Tractors	15% below Preferred Alternative Stringency	Engines, Classes 7-8 Tractors, & Classes 2b-3	Engines, Tractors, & Classes 2b-8	Engines, Tractors, & Trucks, & Trailers	20% above Preferred Alternative Stringency	Accelerated Hybrid Adoption	
Center Township (Morgan County), OH	SO _x	Maintenance	100	0.00	0.00	0.00	0.00	0.00	0.00	0.00	0.00	0.00	0.00	-0.01
Central Steptoe Valley (White Pine County), NV	SO _x	Maintenance	100	0.00	0.00	0.00	0.00	0.00	0.00	0.00	0.00	0.00	0.00	0.00
Charleston, WV	Ozone	Maintenance	100	0.00	0.03	-0.96	-0.96	-0.96	-0.96	-0.96	-0.96	-0.96	-0.96	-0.97
Charleston, WV	PM _{2.5}	Nonattainment	100	0.00	0.03	-0.96	-0.96	-0.96	-0.96	-0.96	-0.96	-0.96	-0.96	-0.97
Charlotte, NC	CO	Maintenance	100	0.00	0.04	-1.12	-1.12	-1.12	-1.12	-1.12	-1.12	-1.12	-1.13	-1.13
Charlotte-Gastonia-Rock Hill, NC-SC	Ozone	Moderate	50	0.00	0.09	-2.54	-2.53	-2.53	-2.54	-2.54	-2.54	-2.54	-2.55	-2.56
Chattanooga, TN-GA-AL	PM _{2.5}	Nonattainment	100	0.00	0.02	-0.87	-0.87	-0.87	-0.88	-0.88	-0.88	-0.88	-0.88	-0.90
Chattanooga, TN-GA	Ozone	Former Subpart 1	50	0.00	0.02	-0.82	-0.83	-0.83	-0.83	-0.83	-0.83	-0.83	-0.84	-0.85
Chicago-Gary-Lake County, IL-IN	Ozone	Moderate	50	0.00	1.13	-27.89	-27.66	-27.67	-27.67	-27.67	-27.75	-27.74	-27.76	-27.77
Chicago-Gary-Lake County, IL-IN	PM _{2.5}	Nonattainment	100	0.00	1.13	-27.89	-27.66	-27.67	-27.67	-27.67	-27.75	-27.75	-27.76	-27.77
Chico, CA	CO	Maintenance	100	0.00	0.01	-0.35	-0.34	-0.34	-0.34	-0.34	-0.34	-0.34	-0.35	-0.35
Chico, CA	Ozone	Former Subpart 1	50	0.00	0.01	-0.35	-0.35	-0.35	-0.35	-0.35	-0.35	-0.35	-0.35	-0.35
Cincinnati-Hamilton, OH-KY-IN	Ozone	Former Subpart 1	50	0.00	0.26	-6.60	-6.55	-6.56	-6.56	-6.56	-6.58	-6.58	-6.58	-6.59
Cincinnati-Hamilton, OH-KY-IN	PM _{2.5}	Nonattainment	100	0.00	0.26	-6.60	-6.55	-6.55	-6.56	-6.56	-6.58	-6.58	-6.58	-6.59
Clairton & 4 Boroughs, PA	PM ₁₀	Maintenance	100	0.00	0.00	-0.01	-0.02	-0.02	-0.02	-0.02	-0.02	-0.02	-0.02	-0.03
Clark County, NV	PM ₁₀	Serious	70	0.00	0.01	-0.29	-0.29	-0.29	-0.29	-0.29	-0.29	-0.29	-0.30	-0.30
Clarksville-Hopkinsville, TN-KY	Ozone	Maintenance	100	0.00	0.01	-0.55	-0.55	-0.55	-0.55	-0.55	-0.55	-0.56	-0.56	-0.56
Clearfield and Indiana Counties, PA	Ozone	Maintenance	100	0.00	0.01	-0.46	-0.46	-0.46	-0.46	-0.46	-0.46	-0.46	-0.46	-0.47
Cleveland, OH	CO	Maintenance	100	0.00	0.04	-1.28	-1.27	-1.28	-1.28	-1.28	-1.28	-1.28	-1.28	-1.29
Cleveland-Akron-Lorain, OH	Ozone	Maintenance	100	0.00	0.34	-8.59	-8.52	-8.53	-8.53	-8.53	-8.56	-8.55	-8.56	-8.57
Cleveland-Akron-Lorain, OH	PM _{2.5}	Nonattainment	100	0.00	0.34	-8.59	-8.52	-8.53	-8.53	-8.53	-8.55	-8.55	-8.56	-8.57
Coachella Valley, CA	PM ₁₀	Serious	70	0.00	0.01	-0.55	-0.56	-0.56	-0.56	-0.56	-0.56	-0.56	-0.57	-0.58
Colbert County, AL	SO _x	Maintenance	100	0.00	0.00	-0.08	-0.08	-0.08	-0.08	-0.08	-0.08	-0.08	-0.08	-0.08
Colorado Springs, CO	CO	Maintenance	100	0.00	0.02	-0.60	-0.60	-0.60	-0.60	-0.60	-0.60	-0.60	-0.60	-0.61
Columbia Falls, MT	PM ₁₀	Moderate	100	0.00	0.00	-0.01	-0.01	-0.01	-0.01	-0.01	-0.01	-0.01	-0.01	-0.01
Columbia, SC	Ozone	Former Subpart 1	50	0.00	0.04	-1.18	-1.17	-1.18	-1.18	-1.18	-1.18	-1.18	-1.18	-1.20
Columbus, OH	Ozone	Maintenance	100	0.00	0.24	-6.37	-6.32	-6.32	-6.33	-6.33	-6.35	-6.35	-6.35	-6.37
Columbus, OH	PM _{2.5}	Nonattainment	100	0.00	0.25	-6.36	-6.31	-6.32	-6.32	-6.32	-6.34	-6.34	-6.34	-6.35
Conewango Township (Warren County), PA	SO _x	Maintenance	100	0.00	0.00	0.00	0.00	0.00	0.00	0.00	0.00	0.00	0.00	0.00
Coso Junction, CA	PM ₁₀	Moderate	100	0.00	-0.01	-0.01	-0.02	-0.02	-0.02	-0.02	-0.02	-0.02	-0.02	-0.04
Cuyahoga County, OH	PM ₁₀	Maintenance	100	0.00	0.09	-2.35	-2.34	-2.34	-2.34	-2.34	-2.35	-2.35	-2.35	-2.36
Cuyahoga County, OH	SO _x	Maintenance	100	0.00	0.09	-2.35	-2.34	-2.34	-2.34	-2.34	-2.35	-2.35	-2.35	-2.36
Dallas-Fort Worth, TX	Ozone	Moderate	50	0.00	0.23	-6.27	-6.24	-6.25	-6.25	-6.25	-6.27	-6.27	-6.28	-6.31
Dayton-Springfield, OH	Ozone	Maintenance	100	0.00	0.10	-2.59	-2.57	-2.58	-2.58	-2.58	-2.58	-2.59	-2.59	-2.60
Dayton-Springfield, OH	PM _{2.5}	Nonattainment	100	0.00	0.10	-2.59	-2.57	-2.57	-2.57	-2.57	-2.58	-2.58	-2.59	-2.59
Denver Metro, CO	PM ₁₀	Maintenance	100	0.00	0.10	-2.83	-2.81	-2.81	-2.82	-2.82	-2.83	-2.83	-2.83	-2.84
Denver-Boulder, CO	CO	Maintenance	100	0.00	0.10	-2.69	-2.67	-2.67	-2.67	-2.67	-2.68	-2.68	-2.69	-2.70
Denver-Boulder-Greeley-Fort Collins-Loveland, CO	Ozone	Former Subpart 1	50	0.00	0.13	-3.57	-3.55	-3.55	-3.55	-3.55	-3.57	-3.57	-3.57	-3.59
Detroit, MI	CO	Maintenance	100	0.00	0.11	-3.02	-3.01	-3.01	-3.01	-3.01	-3.02	-3.02	-3.03	-3.04
Detroit-Ann Arbor, MI	Ozone	Maintenance	100	0.00	0.82	-20.51	-20.35	-20.36	-20.37	-20.37	-20.42	-20.42	-20.44	-20.46
Detroit-Ann Arbor, MI	PM _{2.5}	Nonattainment	100	0.00	0.82	-20.51	-20.35	-20.36	-20.36	-20.36	-20.42	-20.42	-20.43	-20.45
Door County, WI	Ozone	Former Subpart 1	50	0.00	0.00	-0.08	-0.08	-0.08	-0.08	-0.08	-0.08	-0.08	-0.08	-0.08
Douglas (Cochise County), AZ	PM ₁₀	Moderate	100	0.00	0.00	-0.09	-0.09	-0.09	-0.09	-0.09	-0.09	-0.09	-0.09	-0.09

Table D2-9 Emission Changes <u>a/</u> (for Cumulative Impacts) by Nonattainment Area with Alternative Standards for HD Vehicles Benzene 2050														
Nonattainment Area	Pollutant	Status <u>c/</u>	General Conformity Threshold <u>d/</u>	Emissions Changes for Cumulative Impacts (tons/year)										
				Alt. 1	Alt. 2	Alt. 3	Alt. 4	Alt. 6A	Alt. 5	Alt. 6 <u>b/</u>	Alt. 7	Alt. 6B	Alt. 8	
				No Action	Engine Only	Class 8 Tractors	Engines & Classes 7-8 Tractors	15% below Preferred Alternative Stringency	Engines, Classes 7-8 Tractors, & Classes 2b-3	Engines, Tractors, & Classes 2b-8	Engines, Tractors, & Truck, & Trailers	20% above Preferred Alternative Stringency	Accelerated Hybrid Adoption	
Douglas (Cochise County), AZ	SO _x	Maintenance	100	0.00	0.00	-0.09	-0.09	-0.09	-0.09	-0.09	-0.09	-0.09	-0.09	-0.09
Duluth, MN	CO	Maintenance	100	0.00	0.00	-0.11	-0.11	-0.11	-0.11	-0.11	-0.11	-0.11	-0.11	-0.12
Eagle River, AK	PM ₁₀	Moderate	100	0.00	-0.01	-0.01	-0.02	-0.02	-0.02	-0.02	-0.02	-0.02	-0.03	-0.03
East Chicago, IN	CO	Maintenance	100	0.00	0.01	-0.31	-0.31	-0.31	-0.31	-0.31	-0.31	-0.31	-0.31	-0.32
East Chicago, IN	PM ₁₀	Maintenance	100	0.00	0.00	-0.32	-0.33	-0.33	-0.33	-0.33	-0.33	-0.33	-0.33	-0.34
East Helena Area (Lewis and Clark County), MT	SO _x	Nonattainment	100	0.00	0.00	0.00	0.00	0.00	0.00	0.00	0.00	0.00	0.00	0.00
El Paso County, TX	PM ₁₀	Moderate	100	0.00	0.01	-0.34	-0.34	-0.34	-0.34	-0.34	-0.34	-0.34	-0.34	-0.35
El Paso, TX	CO	Maintenance	100	0.00	0.00	-0.02	-0.02	-0.03	-0.03	-0.03	-0.03	-0.03	-0.03	-0.03
Erie, PA	Ozone	Maintenance	100	0.00	0.01	-0.39	-0.39	-0.39	-0.39	-0.39	-0.39	-0.39	-0.39	-0.40
Essex County (Whiteface Mountain), NY	Ozone	Former Subpart 1	50	0.00	0.00	0.00	0.00	0.00	0.00	0.00	0.00	0.00	0.00	0.00
Eugene-Springfield, OR	CO	Maintenance	100	0.00	0.02	-0.55	-0.55	-0.55	-0.55	-0.55	-0.55	-0.55	-0.55	-0.56
Eugene-Springfield, OR	PM ₁₀	Moderate	100	0.00	0.02	-0.55	-0.55	-0.55	-0.55	-0.55	-0.55	-0.55	-0.55	-0.56
Evansville, IN	Ozone	Maintenance	100	0.00	0.04	-1.17	-1.16	-1.17	-1.17	-1.17	-1.17	-1.17	-1.17	-1.18
Evansville, IN	PM _{2.5}	Nonattainment	100	0.00	0.04	-1.17	-1.17	-1.17	-1.17	-1.17	-1.18	-1.18	-1.18	-1.19
Fairbanks, AK	CO	Maintenance	100	0.00	0.00	-0.02	-0.02	-0.02	-0.02	-0.03	-0.03	-0.03	-0.03	-0.03
Fayetteville, NC	Ozone	Former Subpart 1	50	0.00	0.01	-0.38	-0.38	-0.38	-0.38	-0.38	-0.38	-0.38	-0.39	-0.39
Flathead County; Whitefish and vicinity, MT	PM ₁₀	Moderate	100	0.00	0.00	-0.01	-0.01	-0.01	-0.01	-0.01	-0.01	-0.01	-0.02	-0.02
Flint, MI	Ozone	Maintenance	100	0.00	0.03	-1.12	-1.12	-1.12	-1.12	-1.12	-1.13	-1.13	-1.13	-1.15
Follansbee, WV	PM ₁₀	Maintenance	100	0.00	0.00	0.00	0.00	0.00	0.00	0.00	0.00	0.00	0.00	0.00
Fort Collins, CO	CO	Maintenance	100	0.00	0.01	-0.20	-0.20	-0.20	-0.20	-0.20	-0.21	-0.21	-0.21	-0.21
Fort Hall Reservation, ID	PM ₁₀	Moderate	100	0.00	0.00	0.00	0.00	0.00	0.00	0.00	0.00	0.00	0.00	0.00
Fort Wayne, IN	Ozone	Maintenance	100	0.00	0.02	-0.70	-0.70	-0.70	-0.70	-0.70	-0.70	-0.70	-0.71	-0.71
Franklin County, PA	Ozone	Maintenance	100	0.00	0.01	-0.33	-0.33	-0.33	-0.33	-0.33	-0.33	-0.33	-0.33	-0.34
Franklin Township (Coshocton County), OH	SO _x	Maintenance	100	0.00	0.00	0.00	0.00	0.00	0.00	0.00	0.00	0.00	0.00	-0.01
Frederick County, VA	Ozone	Former Subpart 1	50	0.00	0.00	-0.20	-0.20	-0.20	-0.20	-0.20	-0.20	-0.20	-0.20	-0.21
Fredericksburg, VA	Ozone	Maintenance	100	0.00	0.01	-0.41	-0.41	-0.41	-0.41	-0.41	-0.41	-0.41	-0.41	-0.42
Freehold, NJ	CO	Maintenance	100	0.00	0.00	-0.01	-0.01	-0.01	-0.01	-0.01	-0.01	-0.01	-0.01	-0.01
Fresno, CA	CO	Maintenance	100	0.00	0.02	-0.64	-0.64	-0.64	-0.64	-0.64	-0.64	-0.64	-0.64	-0.65
Grand Rapids, MI	Ozone	Maintenance	100	0.00	0.07	-1.89	-1.88	-1.88	-1.88	-1.88	-1.89	-1.89	-1.89	-1.90
Granite City, Nameoki Townships, IL	PM ₁₀	Maintenance	100	0.00	0.00	-0.07	-0.07	-0.07	-0.07	-0.07	-0.07	-0.07	-0.07	-0.07
Grant County, NM	SO _x	Maintenance	100	0.00	0.00	0.00	-0.01	-0.01	-0.01	-0.01	-0.01	-0.01	-0.01	-0.01
Grants Pass, OR	CO	Maintenance	100	0.00	0.00	-0.05	-0.05	-0.05	-0.05	-0.05	-0.05	-0.05	-0.05	-0.05
Grants Pass, OR	PM ₁₀	Maintenance	100	0.00	0.00	-0.05	-0.05	-0.05	-0.05	-0.05	-0.05	-0.05	-0.05	-0.05
Great Falls, MT	CO	Maintenance	100	0.00	0.00	-0.03	-0.03	-0.03	-0.03	-0.03	-0.03	-0.03	-0.03	-0.03
Greater Connecticut, CT	Ozone	Moderate	50	0.00	0.03	-1.10	-1.10	-1.11	-1.11	-1.11	-1.11	-1.11	-1.12	-1.13
Greeley, CO	CO	Maintenance	100	0.00	0.00	-0.16	-0.16	-0.16	-0.16	-0.16	-0.16	-0.16	-0.16	-0.17
Green Bay, WI	SO _x	Maintenance	100	0.00	0.01	-0.19	-0.19	-0.19	-0.19	-0.19	-0.19	-0.19	-0.19	-0.19
Greene County, IN	Ozone	Maintenance	100	0.00	0.00	-0.10	-0.10	-0.10	-0.10	-0.10	-0.10	-0.10	-0.10	-0.11
Greene County, PA	Ozone	Maintenance	100	0.00	0.00	-0.06	-0.06	-0.06	-0.06	-0.06	-0.06	-0.06	-0.07	-0.07
Greensboro-Winston Salem-High Point, NC	Ozone	Marginal	50	0.00	0.12	-3.25	-3.23	-3.23	-3.23	-3.23	-3.24	-3.24	-3.25	-3.26
Greensboro-Winston salem-High Point, NC	PM _{2.5}	Nonattainment	100	0.00	0.13	-3.24	-3.22	-3.22	-3.22	-3.22	-3.23	-3.23	-3.23	-3.24
Greenville-Spartanburg-Anderson, SC	Ozone	Former Subpart 1	50	0.00	0.05	-1.54	-1.54	-1.54	-1.54	-1.55	-1.55	-1.55	-1.55	-1.57
Groveland Township (Tazewell County), IL	SO _x	Maintenance	100	0.00	0.00	-0.04	-0.04	-0.04	-0.04	-0.04	-0.04	-0.04	-0.04	-0.04

Table D2-9 Emission Changes <u>a/</u> (for Cumulative Impacts) by Nonattainment Area with Alternative Standards for HD Vehicles Benzene 2050														
Nonattainment Area	Pollutant	Status <u>c/</u>	General Conformity Threshold <u>d/</u>	Emissions Changes for Cumulative Impacts (tons/year)										
				Alt. 1	Alt. 2	Alt. 3	Alt. 4	Alt. 6A	Alt. 5	Alt. 6 <u>b/</u>	Alt. 7	Alt. 6B	Alt. 8	
				No Action	Engine Only	Class 8 Tractors	Engines & Classes 7-8 Tractors	15% below Preferred Alternative Stringency	Engines, Classes 7-8 Tractors, & Classes 2b-3	Engines, Tractors, & Classes 2b-8	Engines, Tractors, & Trucks, & Trailers	20% above Preferred Alternative Stringency	Accelerated Hybrid Adoption	
Hancock-Knox-Lincoln-Waldo Counties, ME	Ozone	Maintenance	100	0.00	0.01	-0.18	-0.18	-0.18	-0.18	-0.18	-0.18	-0.18	-0.18	-0.18
Harrisburg-Lebanon-Carlisle, PA	Ozone	Maintenance	100	0.00	0.13	-3.49	-3.46	-3.46	-3.46	-3.46	-3.47	-3.47	-3.48	-3.48
Harrisburg-Lebanon-Carlisle, PA	PM _{2.5}	Nonattainment	100	0.00	0.13	-3.49	-3.46	-3.46	-3.46	-3.46	-3.47	-3.47	-3.48	-3.48
Hartford-New Britain-Middletown, CT	CO	Maintenance	100	0.00	0.03	-0.75	-0.75	-0.75	-0.75	-0.75	-0.75	-0.75	-0.75	-0.76
Hayden (Pinal County), AZ	SO _x	Nonattainment	100	0.00	0.00	-0.01	-0.02	-0.02	-0.02	-0.02	-0.02	-0.02	-0.02	-0.02
Hayden/Miami, AZ	PM ₁₀	Moderate	100	0.00	0.00	-0.05	-0.05	-0.05	-0.05	-0.05	-0.05	-0.05	-0.05	-0.05
Haywood and Swain Counties (Great Smoky Mountain NP), NC	Ozone	Maintenance	100	0.00	0.00	-0.01	-0.02	-0.02	-0.02	-0.02	-0.02	-0.02	-0.02	-0.02
Hazelwood, PA	SO _x	Maintenance	100	0.00	0.00	-0.04	-0.04	-0.04	-0.04	-0.04	-0.04	-0.04	-0.04	-0.04
Hickory, NC	PM _{2.5}	Nonattainment	100	0.00	0.01	-0.21	-0.21	-0.21	-0.21	-0.21	-0.21	-0.21	-0.21	-0.22
Hickory-Morgantown-Lenoir, NC	Ozone	Former Subpart 1	50	0.00	0.01	-0.38	-0.38	-0.38	-0.38	-0.38	-0.39	-0.39	-0.39	-0.39
Hollis Township, IL	SO _x	Maintenance	100	0.00	0.00	0.00	-0.01	-0.01	-0.01	-0.01	-0.01	-0.01	-0.01	-0.01
Houston-Galveston-Brazoria, TX	Ozone	Severe	25	0.00	0.19	-5.91	-5.89	-5.90	-5.90	-5.91	-5.93	-5.93	-5.95	-5.99
Humphreys County, TN	SO _x	Maintenance	100	0.00	0.00	-0.02	-0.02	-0.02	-0.02	-0.02	-0.02	-0.02	-0.02	-0.02
Huntington-Ashland, WV-KY-OH	PM _{2.5}	Nonattainment	100	0.00	0.01	-0.49	-0.49	-0.49	-0.49	-0.50	-0.50	-0.50	-0.50	-0.51
Huntington-Ashland, WV-KY	Ozone	Maintenance	100	0.00	0.00	-0.24	-0.24	-0.24	-0.24	-0.24	-0.25	-0.25	-0.25	-0.25
Huron County, MI	Ozone	Maintenance	100	0.00	0.00	-0.06	-0.06	-0.06	-0.06	-0.06	-0.06	-0.06	-0.06	-0.06
Imperial County, CA	Ozone	Moderate	50	0.00	0.00	-0.31	-0.32	-0.32	-0.32	-0.32	-0.32	-0.32	-0.32	-0.33
Imperial Valley, CA	PM ₁₀	Serious	70	0.00	0.01	-0.31	-0.31	-0.31	-0.31	-0.31	-0.31	-0.31	-0.31	-0.32
Indian Wells, CA	PM ₁₀	Maintenance	100	0.00	-0.01	-0.04	-0.05	-0.05	-0.05	-0.05	-0.05	-0.05	-0.05	-0.06
Indianapolis, IN	CO	Maintenance	100	0.00	0.27	-6.79	-6.74	-6.74	-6.74	-6.74	-6.76	-6.76	-6.76	-6.76
Indianapolis, IN	Ozone	Maintenance	100	0.00	0.26	-6.81	-6.76	-6.76	-6.76	-6.77	-6.79	-6.79	-6.79	-6.81
Indianapolis, IN	PM _{2.5}	Nonattainment	100	0.00	0.27	-6.80	-6.75	-6.75	-6.75	-6.76	-6.78	-6.78	-6.78	-6.79
Jackson County, IN	Ozone	Maintenance	100	0.00	0.00	-0.20	-0.20	-0.20	-0.20	-0.20	-0.20	-0.20	-0.20	-0.20
Jamestown, NY	Ozone	Former Subpart 1	50	0.00	0.01	-0.24	-0.24	-0.24	-0.24	-0.24	-0.24	-0.24	-0.24	-0.25
Jefferson County, NY	Ozone	Moderate	50	0.00	0.01	-0.15	-0.15	-0.15	-0.15	-0.15	-0.15	-0.15	-0.16	-0.16
Jefferson County, OH	PM ₁₀	Maintenance	100	0.00	0.00	-0.01	-0.01	-0.01	-0.01	-0.01	-0.01	-0.01	-0.01	-0.01
Johnson City-Kingsport-Bristol, TN	Ozone	Former Subpart 1	50	0.00	0.00	-0.35	-0.35	-0.35	-0.35	-0.36	-0.36	-0.36	-0.36	-0.37
Johnstown, PA	Ozone	Maintenance	100	0.00	0.00	-0.21	-0.21	-0.21	-0.21	-0.21	-0.21	-0.21	-0.21	-0.22
Johnstown, PA	PM _{2.5}	Nonattainment	100	0.00	0.00	-0.21	-0.21	-0.21	-0.21	-0.21	-0.21	-0.21	-0.21	-0.22
Juneau, AK	PM ₁₀	Moderate	100	0.00	0.00	-0.01	-0.01	-0.01	-0.01	-0.01	-0.01	-0.01	-0.01	-0.01
Kalamazoo-Battle Creek, MI	Ozone	Maintenance	100	0.00	0.03	-1.09	-1.09	-1.09	-1.09	-1.09	-1.09	-1.10	-1.10	-1.11
Kalispell, MT	PM ₁₀	Moderate	100	0.00	0.00	-0.05	-0.05	-0.05	-0.05	-0.05	-0.05	-0.05	-0.05	-0.05
Kent and Queen Annes Counties, MD	Ozone	Maintenance	100	0.00	0.00	-0.11	-0.12	-0.12	-0.12	-0.12	-0.12	-0.12	-0.12	-0.12
Kent, WA	PM ₁₀	Maintenance	100	0.00	-0.01	-0.05	-0.06	-0.06	-0.06	-0.06	-0.07	-0.07	-0.07	-0.09
Kern County (Eastern Kern), CA	Ozone	Former Subpart 1	50	0.00	-0.03	-0.11	-0.13	-0.14	-0.14	-0.14	-0.14	-0.15	-0.15	-0.18
Kewaunee County, WI	Ozone	Maintenance	100	0.00	0.00	-0.05	-0.05	-0.05	-0.05	-0.05	-0.05	-0.05	-0.05	-0.05
King County, WA	PM ₁₀	Maintenance	100	0.00	-0.02	-0.03	-0.04	-0.04	-0.04	-0.04	-0.05	-0.05	-0.05	-0.07
Klamath Falls, OR	CO	Maintenance	100	0.00	0.00	-0.11	-0.11	-0.11	-0.11	-0.11	-0.11	-0.11	-0.11	-0.12
Klamath Falls, OR	PM ₁₀	Maintenance	100	0.00	0.00	-0.11	-0.11	-0.11	-0.11	-0.11	-0.11	-0.11	-0.11	-0.12
Knoxville, TN	Ozone	Former Subpart 1	50	0.00	0.16	-4.45	-4.42	-4.43	-4.43	-4.43	-4.44	-4.44	-4.45	-4.47
Knoxville, TN	PM _{2.5}	Nonattainment	100	0.00	0.17	-4.45	-4.42	-4.42	-4.42	-4.43	-4.44	-4.44	-4.45	-4.46
La Porte County, IN	SO _x	Maintenance	100	0.00	0.00	-0.10	-0.10	-0.10	-0.10	-0.10	-0.10	-0.10	-0.10	-0.10
LaGrande, OR	PM ₁₀	Maintenance	100	0.00	0.00	-0.02	-0.02	-0.02	-0.02	-0.02	-0.02	-0.02	-0.02	-0.02

Table D2-9 Emission Changes <u>a/</u> (for Cumulative Impacts) by Nonattainment Area with Alternative Standards for HD Vehicles Benzene 2050														
Nonattainment Area	Pollutant	Status <u>c/</u>	General Conformity Threshold <u>d/</u>	Emissions Changes for Cumulative Impacts (tons/year)										
				Alt. 1	Alt. 2	Alt. 3	Alt. 4	Alt. 6A	Alt. 5	Alt. 6 <u>b/</u>	Alt. 7	Alt. 6B	Alt. 8	
				No Action	Engine Only	Class 8 Tractors	Engines & Classes 7-8 Tractors	15% below Preferred Alternative Stringency	Engines, Classes 7-8 Tractors, & Classes 2b-3	Engines, Tractors, & Classes 2b-8	Engines, Tractors, & Truck, & Trailers	20% above Preferred Alternative Stringency	Accelerated Hybrid Adoption	
Lake County, IN	SO _x	Maintenance	100	0.00	0.01	-0.46	-0.46	-0.46	-0.46	-0.47	-0.47	-0.47	-0.47	-0.48
Lake County, OH	SO _x	Maintenance	100	0.00	0.00	-0.06	-0.06	-0.06	-0.06	-0.06	-0.06	-0.06	-0.06	-0.06
Lake County, OR	PM ₁₀	Maintenance	100	0.00	0.00	-0.01	-0.01	-0.01	-0.01	-0.01	-0.01	-0.01	-0.01	-0.01
Lake Tahoe North Shore, CA	CO	Maintenance	100	0.00	0.00	-0.03	-0.03	-0.03	-0.03	-0.03	-0.03	-0.03	-0.03	-0.03
Lake Tahoe South Shore, CA	CO	Maintenance	100	0.00	0.00	-0.06	-0.06	-0.06	-0.06	-0.06	-0.06	-0.06	-0.06	-0.06
Lake Tahoe, NV	CO	Maintenance	100	0.00	0.00	-0.01	-0.01	-0.01	-0.01	-0.02	-0.02	-0.02	-0.02	-0.02
Lamar, CO	PM ₁₀	Maintenance	100	0.00	0.00	-0.01	-0.01	-0.01	-0.01	-0.01	-0.01	-0.01	-0.01	-0.01
Lame Deer, MT	PM ₁₀	Moderate	100	0.00	0.00	0.00	0.00	0.00	0.00	0.00	0.00	0.00	0.00	0.00
Lancaster, PA	Ozone	Maintenance	100	0.00	0.05	-1.37	-1.36	-1.36	-1.36	-1.36	-1.37	-1.37	-1.37	-1.38
Lancaster, PA	PM _{2.5}	Nonattainment	100	0.00	0.05	-1.37	-1.36	-1.36	-1.36	-1.36	-1.37	-1.37	-1.37	-1.38
Lane County, OR	PM ₁₀	Moderate	100	0.00	0.00	-0.01	-0.01	-0.01	-0.01	-0.01	-0.01	-0.01	-0.01	-0.02
Lansing-East Lansing, MI	Ozone	Maintenance	100	0.00	0.04	-1.05	-1.05	-1.05	-1.05	-1.05	-1.05	-1.05	-1.05	-1.06
LaPorte, IN	Ozone	Maintenance	100	0.00	0.01	-0.26	-0.26	-0.27	-0.27	-0.27	-0.27	-0.27	-0.27	-0.27
Las Vegas, NV	CO	Serious	100	0.00	0.02	-0.58	-0.58	-0.58	-0.58	-0.58	-0.58	-0.58	-0.59	-0.59
Las Vegas, NV	Ozone	Former Subpart 1	50	0.00	0.02	-0.59	-0.59	-0.59	-0.59	-0.59	-0.59	-0.59	-0.60	-0.60
Lauderdale County, AL	SO _x	Maintenance	100	0.00	0.00	-0.12	-0.12	-0.12	-0.12	-0.12	-0.12	-0.12	-0.12	-0.13
Laurel Area (Yellowstone County), MT	SO _x	Nonattainment	100	0.00	0.00	0.00	0.00	-0.01	-0.01	-0.01	-0.01	-0.01	-0.01	-0.01
Libby, MT	PM ₁₀	Moderate	100	0.00	0.00	-0.02	-0.02	-0.02	-0.02	-0.02	-0.02	-0.02	-0.02	-0.02
Libby, MT	PM _{2.5}	Nonattainment	100	0.00	0.00	-0.02	-0.02	-0.02	-0.02	-0.02	-0.02	-0.02	-0.02	-0.02
Liberty-Clairton, PA	PM _{2.5}	Nonattainment	100	0.00	0.00	-0.01	-0.02	-0.02	-0.02	-0.02	-0.02	-0.02	-0.02	-0.03
Lima, OH	Ozone	Maintenance	100	0.00	0.00	-0.22	-0.22	-0.22	-0.22	-0.22	-0.22	-0.22	-0.22	-0.23
Longmont, CO	CO	Maintenance	100	0.00	0.00	-0.11	-0.11	-0.11	-0.11	-0.11	-0.11	-0.11	-0.11	-0.12
Lorain County, OH	SO _x	Maintenance	100	0.00	0.00	-0.08	-0.08	-0.08	-0.08	-0.08	-0.08	-0.08	-0.08	-0.08
Los Angeles South Coast Air Basin, CA	CO	Maintenance	100	0.00	2.17	-53.69	-53.24	-53.26	-53.27	-53.42	-53.41	-53.44	-53.47	-53.47
Los Angeles South Coast Air Basin, CA	NO _x	Maintenance	100	0.00	2.17	-53.69	-53.24	-53.26	-53.27	-53.42	-53.41	-53.44	-53.47	-53.47
Los Angeles South Coast Air Basin, CA	Ozone	Extreme	10	0.00	2.17	-53.69	-53.24	-53.26	-53.27	-53.42	-53.41	-53.44	-53.47	-53.47
Los Angeles South Coast Air Basin, CA	PM ₁₀	Serious	70	0.00	2.17	-53.69	-53.24	-53.26	-53.27	-53.42	-53.41	-53.44	-53.47	-53.47
Los Angeles South Coast Air Basin, CA	PM _{2.5}	Nonattainment	100	0.00	2.17	-53.69	-53.24	-53.26	-53.27	-53.42	-53.41	-53.44	-53.47	-53.47
Los Angeles-San Bernardino Counties (western Mohave), CA	Ozone	Moderate	50	0.00	-0.01	-0.55	-0.56	-0.57	-0.57	-0.58	-0.58	-0.59	-0.61	-0.61
Louisville, KY-IN	Ozone	Maintenance	100	0.00	0.17	-4.27	-4.24	-4.24	-4.24	-4.26	-4.26	-4.26	-4.26	-4.27
Louisville, KY-IN	PM _{2.5}	Nonattainment	100	0.00	0.17	-4.27	-4.24	-4.24	-4.24	-4.25	-4.25	-4.26	-4.26	-4.26
Lowell, MA	CO	Maintenance	100	0.00	0.00	-0.13	-0.13	-0.13	-0.13	-0.13	-0.13	-0.13	-0.13	-0.13
Lucas County, OH	SO _x	Maintenance	100	0.00	0.01	-0.43	-0.43	-0.43	-0.43	-0.43	-0.43	-0.43	-0.43	-0.44
Lyons Township, IL	PM ₁₀	Maintenance	100	0.00	-0.01	-0.12	-0.12	-0.12	-0.12	-0.13	-0.13	-0.13	-0.13	-0.14
Macon, GA	Ozone	Maintenance	100	0.00	0.01	-0.36	-0.36	-0.36	-0.36	-0.37	-0.37	-0.37	-0.37	-0.37
Macon, GA	PM _{2.5}	Nonattainment	100	0.00	0.01	-0.36	-0.36	-0.36	-0.36	-0.37	-0.37	-0.37	-0.37	-0.37
Madison and Page Counties (Shenandoah NP), VA	Ozone	Maintenance	100	0.00	0.00	0.00	-0.01	-0.01	-0.01	-0.01	-0.01	-0.01	-0.01	-0.01
Madison, WI	SO _x	Maintenance	100	0.00	0.02	-0.48	-0.48	-0.48	-0.48	-0.48	-0.48	-0.48	-0.48	-0.48
Mammoth Lake, CA	PM ₁₀	Moderate	100	0.00	0.00	-0.02	-0.02	-0.02	-0.02	-0.02	-0.02	-0.02	-0.02	-0.02
Manchester, NH	CO	Maintenance	100	0.00	0.00	-0.08	-0.08	-0.08	-0.08	-0.08	-0.08	-0.08	-0.08	-0.08
Manitowoc County, WI	Ozone	Former Subpart 1	50	0.00	0.01	-0.25	-0.25	-0.25	-0.25	-0.25	-0.25	-0.25	-0.25	-0.25
Marion County, IN	SO _x	Maintenance	100	0.00	0.01	-0.44	-0.44	-0.44	-0.44	-0.45	-0.45	-0.45	-0.45	-0.45
Mariposa and Tuolumne Counties (Southern Mountain), CA	Ozone	Former Subpart 1	50	0.00	0.00	-0.10	-0.10	-0.10	-0.10	-0.10	-0.10	-0.10	-0.10	-0.11

Table D2-9 Emission Changes <u>a/</u> (for Cumulative Impacts) by Nonattainment Area with Alternative Standards for HD Vehicles Benzene 2050														
Nonattainment Area	Pollutant	Status <u>c/</u>	General Conformity Threshold <u>d/</u>	Emissions Changes for Cumulative Impacts (tons/year)										
				Alt. 1	Alt. 2	Alt. 3	Alt. 4	Alt. 6A	Alt. 5	Alt. 6 <u>b/</u>	Alt. 7	Alt. 6B	Alt. 8	
				No Action	Engine Only	Class 8 Tractors	Engines & Classes 7-8 Tractors	15% below Preferred Alternative Stringency	Engines, Classes 7-8 Tractors, & Classes 2b-3	Engines, Tractors, & Classes 2b-8	Engines, Tractors, & Trucks, & Trailers	20% above Preferred Alternative Stringency	Accelerated Hybrid Adoption	
Martinsburg, WV-Hagerstown, MD	PM _{2.5}	Nonattainment	100	0.00	0.01	-0.48	-0.48	-0.48	-0.48	-0.48	-0.48	-0.48	-0.49	-0.49
Mason County, MI	Ozone	Maintenance	100	0.00	0.00	-0.06	-0.06	-0.06	-0.06	-0.06	-0.06	-0.06	-0.06	-0.06
Medford, OR	CO	Maintenance	100	0.00	0.00	-0.11	-0.11	-0.11	-0.11	-0.11	-0.11	-0.11	-0.11	-0.11
Medford-Ashland, OR	PM ₁₀	Maintenance	100	0.00	0.01	-0.26	-0.26	-0.26	-0.26	-0.26	-0.26	-0.26	-0.26	-0.26
Memphis, TN-AR	Ozone	Maintenance	100	0.00	0.05	-1.54	-1.54	-1.54	-1.54	-1.54	-1.55	-1.55	-1.55	-1.56
Memphis, TN	CO	Maintenance	100	0.00	0.05	-1.41	-1.41	-1.41	-1.41	-1.41	-1.41	-1.41	-1.42	-1.43
Miami (Gila County), AZ	SO _x	Maintenance	100	0.00	0.00	-0.03	-0.04	-0.04	-0.04	-0.04	-0.04	-0.04	-0.04	-0.04
Millinocket AQCR 109, ME	SO _x	Maintenance	100	0.00	0.00	-0.01	-0.01	-0.01	-0.01	-0.01	-0.01	-0.01	-0.01	-0.01
Milwaukee, WI	SO _x	Maintenance	100	0.00	0.02	-0.66	-0.66	-0.66	-0.66	-0.66	-0.67	-0.67	-0.67	-0.67
Milwaukee-Racine, WI	Ozone	Moderate	50	0.00	0.11	-2.82	-2.81	-2.81	-2.81	-2.81	-2.82	-2.82	-2.82	-2.83
Minneapolis-St Paul, MN	CO	Maintenance	100	0.00	0.33	-8.63	-8.57	-8.58	-8.58	-8.61	-8.61	-8.61	-8.62	-8.64
Minneapolis-St Paul, MN	SO _x	Maintenance	100	0.00	0.33	-8.63	-8.57	-8.58	-8.58	-8.61	-8.61	-8.61	-8.62	-8.64
Missoula, MT	CO	Maintenance	100	0.00	0.01	-0.19	-0.19	-0.19	-0.19	-0.19	-0.19	-0.19	-0.20	-0.20
Missoula, MT	PM ₁₀	Moderate	100	0.00	0.01	-0.19	-0.19	-0.19	-0.19	-0.19	-0.19	-0.19	-0.20	-0.20
Modesto, CA	CO	Maintenance	100	0.00	0.01	-0.38	-0.38	-0.38	-0.38	-0.38	-0.38	-0.38	-0.38	-0.38
Mohave County, AZ	PM ₁₀	Maintenance	100	0.00	0.00	-0.19	-0.19	-0.19	-0.19	-0.19	-0.19	-0.19	-0.19	-0.19
Mono Basin, CA	PM ₁₀	Moderate	100	0.00	0.00	0.00	0.00	0.00	0.00	0.00	0.00	0.00	0.00	0.00
Morenci (Greenlee County), AZ	SO _x	Maintenance	100	0.00	0.00	0.00	0.00	0.00	0.00	0.00	0.00	0.00	0.00	0.00
Morristown, NJ	CO	Maintenance	100	0.00	0.00	-0.02	-0.02	-0.02	-0.02	-0.02	-0.02	-0.02	-0.02	-0.02
Muhlenberg County, KY	SO _x	Maintenance	100	0.00	0.00	-0.05	-0.05	-0.05	-0.05	-0.05	-0.05	-0.05	-0.05	-0.06
Muncie, IN	Ozone	Maintenance	100	0.00	0.00	-0.21	-0.21	-0.22	-0.22	-0.22	-0.22	-0.22	-0.22	-0.23
Murray County (Chattahoochee NF), GA	Ozone	Maintenance	100	0.00	0.00	-0.01	-0.01	-0.01	-0.01	-0.01	-0.01	-0.01	-0.01	-0.01
Muscatine County, IA	SO _x	Maintenance	100	0.00	0.00	-0.04	-0.04	-0.04	-0.04	-0.04	-0.04	-0.04	-0.04	-0.04
Muskegon, MI	Ozone	Maintenance	100	0.00	0.01	-0.29	-0.29	-0.29	-0.29	-0.29	-0.29	-0.29	-0.29	-0.30
Nashua, NH	CO	Maintenance	100	0.00	0.00	-0.07	-0.07	-0.07	-0.07	-0.07	-0.07	-0.07	-0.07	-0.07
Nashville, TN	Ozone	Former Subpart 1	50	0.00	0.14	-3.67	-3.65	-3.65	-3.65	-3.66	-3.66	-3.66	-3.67	-3.68
Nevada County (western part), CA	Ozone	Former Subpart 1	50	0.00	0.00	-0.11	-0.11	-0.11	-0.11	-0.11	-0.11	-0.11	-0.11	-0.12
New Haven County, CT	PM ₁₀	Maintenance	100	0.00	0.00	-0.12	-0.12	-0.12	-0.12	-0.13	-0.13	-0.13	-0.13	-0.13
New Haven-Meriden-Waterbury, CT	CO	Maintenance	100	0.00	0.02	-0.57	-0.57	-0.57	-0.57	-0.58	-0.58	-0.58	-0.58	-0.58
New Manchester-Grant Magisterial District (Hancock County), WV	SO _x	Maintenance	100	0.00	0.00	-0.01	-0.01	-0.01	-0.01	-0.01	-0.01	-0.01	-0.01	-0.02
New York County, NY	PM ₁₀	Moderate	100	0.00	-0.08	-0.30	-0.36	-0.37	-0.38	-0.39	-0.40	-0.42	-0.42	-0.51
New York-N. New Jersey-Long Island, NY-NJ-CT	CO	Maintenance	100	0.00	0.39	-14.21	-14.22	-14.25	-14.27	-14.33	-14.34	-14.39	-14.39	-14.58
New York-N. New Jersey-Long Island, NY-NJ-CT	PM _{2.5}	Nonattainment	100	0.00	0.38	-14.22	-14.23	-14.27	-14.29	-14.35	-14.37	-14.42	-14.42	-14.62
New York-northern New Jersey-Long Island, NY-NJ-CT	Ozone	Moderate	50	0.00	0.19	-9.64	-9.69	-9.73	-9.74	-9.80	-9.81	-9.86	-9.86	-10.06
Nogales, AZ	PM ₁₀	Moderate	100	0.00	0.00	-0.06	-0.06	-0.06	-0.06	-0.06	-0.06	-0.06	-0.06	-0.06
Norfolk-Virginia Beach-Newport News, VA	Ozone	Maintenance	100	0.00	0.03	-0.84	-0.84	-0.84	-0.84	-0.84	-0.84	-0.84	-0.85	-0.85
Ogden, UT	CO	Maintenance	100	0.00	0.00	-0.09	-0.09	-0.09	-0.09	-0.09	-0.09	-0.09	-0.09	-0.10
Ogden, UT	PM ₁₀	Moderate	100	0.00	0.00	-0.09	-0.09	-0.09	-0.09	-0.09	-0.09	-0.09	-0.09	-0.10
Oglesby, IL	PM ₁₀	Maintenance	100	0.00	0.00	0.00	0.00	0.00	0.00	0.00	0.00	0.00	0.00	0.00
Olmsted County, MN	PM ₁₀	Maintenance	100	0.00	0.00	-0.03	-0.03	-0.03	-0.03	-0.03	-0.03	-0.03	-0.03	-0.03
Olympia, Tumwater, Lacey, WA	PM ₁₀	Maintenance	100	0.00	0.00	-0.15	-0.15	-0.15	-0.15	-0.15	-0.15	-0.15	-0.15	-0.16
Owens Valley, CA	PM ₁₀	Serious	70	0.00	0.00	-0.01	-0.01	-0.01	-0.01	-0.01	-0.01	-0.01	-0.01	-0.02
Pagosa Springs, CO	PM ₁₀	Maintenance	100	0.00	0.00	0.00	0.00	0.00	0.00	0.00	0.00	0.00	0.00	0.00

Table D2-9 Emission Changes <u>a/</u> (for Cumulative Impacts) by Nonattainment Area with Alternative Standards for HD Vehicles Benzene 2050														
Nonattainment Area	Pollutant	Status <u>c/</u>	General Conformity Threshold <u>d/</u>	Emissions Changes for Cumulative Impacts (tons/year)										
				Alt. 1	Alt. 2	Alt. 3	Alt. 4	Alt. 6A	Alt. 5	Alt. 6 <u>b/</u>	Alt. 7	Alt. 6B	Alt. 8	
				No Action	Engine Only	Class 8 Tractors	Engines & Classes 7-8 Tractors	15% below Preferred Alternative Stringency	Engines, Classes 7-8 Tractors, & Classes 2b-3	Engines, Tractors, & Classes 2b-8	Engines, Tractors, & Truckers, & Trailers	20% above Preferred Alternative Stringency	Accelerated Hybrid Adoption	
Parkersburg-Marietta, WV-OH	Ozone	Maintenance	100	0.00	0.02	-0.59	-0.59	-0.59	-0.59	-0.59	-0.59	-0.59	-0.59	-0.60
Parkersburg-Marietta, WV-OH	PM _{2.5}	Nonattainment	100	0.00	0.02	-0.59	-0.59	-0.59	-0.59	-0.59	-0.59	-0.59	-0.59	-0.60
Payson, AZ	PM ₁₀	Maintenance	100	0.00	0.00	-0.02	-0.02	-0.02	-0.02	-0.02	-0.02	-0.02	-0.02	-0.02
Penns Grove, NJ	CO	Maintenance	100	0.00	0.00	0.00	0.00	0.00	0.00	0.00	0.00	0.00	0.00	0.00
Peoria, IL	SO _x	Maintenance	100	0.00	0.01	-0.18	-0.18	-0.18	-0.18	-0.18	-0.18	-0.18	-0.18	-0.18
Perth Amboy, NJ	CO	Maintenance	100	0.00	0.00	-0.08	-0.08	-0.08	-0.08	-0.08	-0.08	-0.08	-0.08	-0.09
Philadelphia-Camden County, PA-NJ	CO	Maintenance	100	0.00	0.01	-0.45	-0.45	-0.45	-0.45	-0.45	-0.46	-0.46	-0.46	-0.46
Phildelphia-Wilmington, PA-NY-DE	PM _{2.5}	Nonattainment	100	0.00	0.18	-4.94	-4.92	-4.92	-4.92	-4.92	-4.94	-4.94	-4.95	-4.97
Phildelphia-Wilmington-Atlantic City, PA-NY-MD-DE	Ozone	Moderate	50	0.00	0.24	-6.66	-6.62	-6.63	-6.63	-6.66	-6.66	-6.66	-6.67	-6.70
Phoenix, AZ	CO	Maintenance	100	0.00	0.46	-11.44	-11.34	-11.35	-11.35	-11.38	-11.38	-11.38	-11.38	-11.39
Phoenix, AZ	PM ₁₀	Serious	70	0.00	0.46	-11.44	-11.34	-11.35	-11.35	-11.38	-11.38	-11.38	-11.38	-11.39
Phoenix-Mesa, AZ	Ozone	Former Subpart 1	50	0.00	0.23	-5.83	-5.78	-5.79	-5.79	-5.81	-5.81	-5.81	-5.81	-5.82
Pierce County, WA	PM ₁₀	Maintenance	100	0.00	0.00	-0.02	-0.02	-0.02	-0.02	-0.02	-0.02	-0.02	-0.02	-0.03
Pinehurst, ID	PM ₁₀	Moderate	100	0.00	0.00	0.00	0.00	0.00	0.00	0.00	0.00	0.00	0.00	0.00
Pittsburgh, PA	CO	Maintenance	100	0.00	0.00	-0.03	-0.03	-0.04	-0.04	-0.04	-0.04	-0.04	-0.04	-0.04
Pittsburgh-Beaver Valley, PA	Ozone	Former Subpart 1	50	0.00	0.17	-4.59	-4.56	-4.56	-4.57	-4.58	-4.58	-4.58	-4.59	-4.61
Pittsburgh-Beaver Valley, PA	PM _{2.5}	Nonattainment	100	0.00	0.17	-4.58	-4.56	-4.56	-4.56	-4.58	-4.58	-4.58	-4.58	-4.60
Polk County, TN	SO _x	Maintenance	100	0.00	0.00	-0.04	-0.04	-0.04	-0.04	-0.04	-0.04	-0.04	-0.04	-0.05
Polson, MT	PM ₁₀	Moderate	100	0.00	0.00	-0.01	-0.01	-0.01	-0.01	-0.01	-0.01	-0.01	-0.01	-0.01
Portland, ME	Ozone	Maintenance	100	0.00	0.04	-1.03	-1.02	-1.02	-1.02	-1.03	-1.03	-1.03	-1.03	-1.03
Portland, OR	CO	Maintenance	100	0.00	0.04	-1.20	-1.19	-1.19	-1.19	-1.20	-1.20	-1.20	-1.20	-1.21
Portneuf Valley, ID	PM ₁₀	Maintenance	100	0.00	0.00	-0.05	-0.05	-0.05	-0.05	-0.05	-0.05	-0.05	-0.06	-0.06
Poughkeepsie, NY	Ozone	Moderate	50	0.00	0.03	-1.00	-1.00	-1.01	-1.01	-1.01	-1.01	-1.01	-1.02	-1.03
Presque Isle, ME	PM ₁₀	Maintenance	100	0.00	0.00	-0.01	-0.01	-0.01	-0.01	-0.01	-0.01	-0.01	-0.02	-0.02
Providence (entire State), RI	Ozone	Moderate	50	0.00	0.01	-0.45	-0.45	-0.45	-0.45	-0.45	-0.46	-0.46	-0.46	-0.46
Provo, UT	CO	Maintenance	100	0.00	0.00	-0.14	-0.14	-0.14	-0.14	-0.14	-0.14	-0.14	-0.14	-0.14
Raleigh-Durham, NC	CO	Maintenance	100	0.00	0.07	-1.92	-1.91	-1.91	-1.91	-1.92	-1.92	-1.92	-1.92	-1.93
Raleigh-Durham-Chapel Hill, NC	Ozone	Maintenance	100	0.00	0.11	-2.93	-2.92	-2.92	-2.92	-2.93	-2.93	-2.93	-2.93	-2.94
Ramsey County, MN	PM ₁₀	Maintenance	100	0.00	-0.01	-0.01	-0.01	-0.01	-0.01	-0.01	-0.01	-0.01	-0.01	-0.02
Reading, PA	Ozone	Maintenance	100	0.00	0.04	-1.10	-1.10	-1.10	-1.10	-1.11	-1.11	-1.11	-1.11	-1.12
Reading, PA	PM _{2.5}	Nonattainment	100	0.00	0.04	-1.10	-1.10	-1.10	-1.10	-1.11	-1.11	-1.11	-1.11	-1.12
Reno, NV	CO	Maintenance	100	0.00	0.01	-0.18	-0.18	-0.18	-0.18	-0.18	-0.18	-0.18	-0.18	-0.18
Rhineland (Oneida County), WI	SO _x	Maintenance	100	0.00	0.00	0.00	0.00	0.00	0.00	0.00	0.00	0.00	0.00	0.00
Richmond-Petersburg, VA	Ozone	Maintenance	100	0.00	0.03	-0.85	-0.85	-0.85	-0.85	-0.86	-0.86	-0.86	-0.86	-0.86
Rillito, AZ	PM ₁₀	Moderate	100	0.00	0.00	-0.06	-0.06	-0.06	-0.06	-0.06	-0.06	-0.06	-0.06	-0.06
Riverside County (Coachella Valley), CA	Ozone	Severe	25	0.00	0.01	-0.55	-0.56	-0.56	-0.56	-0.56	-0.56	-0.56	-0.57	-0.58
Roanoke, VA	Ozone	Former Subpart 1	50	0.00	0.01	-0.39	-0.39	-0.39	-0.39	-0.39	-0.39	-0.39	-0.39	-0.40
Rochester (Olmsted County), MN	SO _x	Maintenance	100	0.00	0.00	-0.12	-0.12	-0.12	-0.12	-0.12	-0.12	-0.12	-0.12	-0.12
Rochester, NY	Ozone	Former Subpart 1	50	0.00	0.03	-0.97	-0.96	-0.97	-0.97	-0.97	-0.97	-0.97	-0.97	-0.98
Rocky Mount, NC	Ozone	Maintenance	100	0.00	0.01	-0.28	-0.28	-0.28	-0.28	-0.28	-0.28	-0.28	-0.28	-0.29
Rome, GA	PM _{2.5}	Nonattainment	100	0.00	0.00	-0.13	-0.13	-0.13	-0.13	-0.13	-0.13	-0.13	-0.14	-0.14
Ronan, MT	PM ₁₀	Moderate	100	0.00	0.00	0.00	0.00	0.00	0.00	0.00	0.00	0.00	0.00	0.00
Rothschild, Rib Mountain, Weston (Marathon County), WI	SO _x	Maintenance	100	0.00	0.00	-0.01	-0.01	-0.01	-0.01	-0.01	-0.01	-0.01	-0.01	-0.01

Table D2-9 Emission Changes <u>a/</u> (for Cumulative Impacts) by Nonattainment Area with Alternative Standards for HD Vehicles Benzene 2050													
Nonattainment Area	Pollutant	Status <u>c/</u>	General Conformity Threshold <u>d/</u>	Emissions Changes for Cumulative Impacts (tons/year)									
				Alt. 1	Alt. 2	Alt. 3	Alt. 4	Alt. 6A	Alt. 5	Alt. 6 <u>b/</u>	Alt. 7	Alt. 6B	Alt. 8
				No Action	Engine Only	Class 8 Tractors	Engines & Classes 7-8 Tractors	15% below Preferred Alternative Stringency	Engines, Classes 7-8 Tractors, & Classes 2b-3	Engines, Tractors, & Classes 2b-8	Engines, Tractors, & Trucks, & Trailers	20% above Preferred Alternative Stringency	Accelerated Hybrid Adoption
Sacramento County, CA	PM ₁₀	Moderate	100	0.00	0.05	-1.59	-1.59	-1.59	-1.59	-1.59	-1.60	-1.60	-1.60
Sacramento Metro, CA	Ozone	Severe	25	0.00	0.10	-2.82	-2.81	-2.81	-2.81	-2.82	-2.82	-2.82	-2.84
Sacramento, CA	CO	Maintenance	100	0.00	0.06	-1.69	-1.68	-1.68	-1.68	-1.69	-1.69	-1.69	-1.69
Salem, OR	CO	Maintenance	100	0.00	0.00	-0.14	-0.14	-0.14	-0.14	-0.14	-0.14	-0.14	-0.15
Salt Lake City, UT	CO	Maintenance	100	0.00	0.00	-0.17	-0.17	-0.17	-0.17	-0.17	-0.17	-0.18	-0.18
Salt Lake County, UT	PM ₁₀	Moderate	100	0.00	0.06	-1.62	-1.61	-1.61	-1.62	-1.62	-1.62	-1.62	-1.63
Salt Lake County, UT	SO _x	Nonattainment	100	0.00	0.06	-1.62	-1.61	-1.61	-1.62	-1.62	-1.62	-1.62	-1.63
San Antonio, TX	Ozone	Former Subpart 1	50	0.00	0.07	-2.27	-2.27	-2.27	-2.27	-2.28	-2.29	-2.29	-2.32
San Bernardino County, CA	PM ₁₀	Moderate	100	0.00	-0.02	-0.37	-0.39	-0.40	-0.40	-0.41	-0.41	-0.42	-0.45
San Diego, CA	CO	Maintenance	100	0.00	0.23	-5.86	-5.82	-5.82	-5.83	-5.84	-5.84	-5.85	-5.86
San Diego, CA	Ozone	Former Subpart 1	50	0.00	0.23	-5.86	-5.82	-5.82	-5.83	-5.84	-5.84	-5.85	-5.86
San Francisco Bay Area, CA	Ozone	Marginal	50	0.00	0.16	-4.42	-4.40	-4.41	-4.41	-4.42	-4.42	-4.43	-4.45
San Francisco-Oakland-San Jose, CA	CO	Maintenance	100	0.00	0.20	-5.30	-5.27	-5.27	-5.27	-5.29	-5.29	-5.29	-5.31
San Joaquin Valley, CA	Ozone	Extreme	10	0.00	0.62	-16.25	-16.14	-16.16	-16.16	-16.21	-16.21	-16.23	-16.28
San Joaquin Valley, CA	PM ₁₀	Maintenance	100	0.00	0.62	-16.25	-16.14	-16.16	-16.16	-16.21	-16.21	-16.23	-16.28
San Joaquin Valley, CA	PM _{2.5}	Nonattainment	100	0.00	0.62	-16.25	-16.14	-16.16	-16.16	-16.21	-16.21	-16.23	-16.28
San Manuel (Pinal County), AZ	SO _x	Maintenance	100	0.00	0.00	-0.05	-0.05	-0.06	-0.06	-0.06	-0.06	-0.06	-0.06
Sanders County (part);Thompson Falls and vicinity, MT	PM ₁₀	Moderate	100	0.00	0.00	0.00	0.00	0.00	0.00	0.00	0.00	0.00	0.00
Scranton-Wilkes Barre, PA	Ozone	Maintenance	100	0.00	0.04	-1.18	-1.18	-1.18	-1.18	-1.18	-1.18	-1.19	-1.19
Seattle-Tacoma, WA	CO	Maintenance	100	0.00	0.14	-4.04	-4.02	-4.02	-4.03	-4.04	-4.04	-4.05	-4.07
Sheboygan, WI	Ozone	Moderate	50	0.00	0.01	-0.26	-0.26	-0.26	-0.26	-0.26	-0.26	-0.26	-0.27
Sheridan, WY	PM ₁₀	Moderate	100	0.00	0.00	-0.03	-0.03	-0.03	-0.03	-0.03	-0.03	-0.03	-0.03
Shoshone County, ID	PM ₁₀	Moderate	100	0.00	0.00	0.00	0.00	0.00	0.00	0.00	0.00	0.00	0.00
Somerville, NJ	CO	Maintenance	100	0.00	0.00	-0.01	-0.01	-0.01	-0.01	-0.01	-0.01	-0.01	-0.01
South Bend-Elkhart, IN	Ozone	Maintenance	100	0.00	0.02	-0.75	-0.75	-0.75	-0.75	-0.75	-0.75	-0.75	-0.77
Southeast Chicago, IL	PM ₁₀	Maintenance	100	0.00	0.00	-0.26	-0.26	-0.26	-0.27	-0.27	-0.27	-0.27	-0.28
Spokane County, WA	PM ₁₀	Maintenance	100	0.00	0.01	-0.40	-0.40	-0.40	-0.40	-0.40	-0.40	-0.40	-0.40
Spokane, WA	CO	Maintenance	100	0.00	0.01	-0.39	-0.39	-0.39	-0.39	-0.40	-0.40	-0.40	-0.40
Springfield (western MA), MA	Ozone	Moderate	50	0.00	0.04	-1.24	-1.23	-1.23	-1.23	-1.24	-1.24	-1.24	-1.25
Springfield, MA	CO	Maintenance	100	0.00	0.01	-0.19	-0.19	-0.19	-0.19	-0.19	-0.19	-0.19	-0.19
St Louis, MO	CO	Maintenance	100	0.00	0.05	-1.49	-1.48	-1.49	-1.49	-1.49	-1.49	-1.50	-1.51
St Louis, MO-IL	Ozone	Moderate	50	0.00	0.20	-5.28	-5.25	-5.25	-5.25	-5.27	-5.27	-5.28	-5.29
St. Louis, MO-IL	PM _{2.5}	Nonattainment	100	0.00	0.20	-5.25	-5.21	-5.22	-5.22	-5.23	-5.23	-5.24	-5.26
State College, PA	Ozone	Maintenance	100	0.00	0.02	-0.41	-0.41	-0.41	-0.41	-0.41	-0.41	-0.41	-0.42
Steamboat Springs, CO	PM ₁₀	Maintenance	100	0.00	0.00	-0.03	-0.03	-0.03	-0.03	-0.03	-0.03	-0.03	-0.03
Steubenville & Mingo Junction, OH	SO _x	Maintenance	100	0.00	0.00	-0.07	-0.07	-0.07	-0.07	-0.07	-0.07	-0.07	-0.07
Steubenville-Weirton, OH-WV	Ozone	Maintenance	100	0.00	0.00	-0.25	-0.26	-0.26	-0.26	-0.26	-0.26	-0.26	-0.27
Steubenville-Weirton, OH-WV	PM _{2.5}	Nonattainment	100	0.00	0.00	-0.25	-0.26	-0.26	-0.26	-0.26	-0.26	-0.26	-0.27
Stockton, CA	CO	Maintenance	100	0.00	0.02	-0.53	-0.53	-0.53	-0.53	-0.53	-0.53	-0.53	-0.53
Sutter County (Sutter Buttes), CA	Ozone	Former Subpart 1	50	0.00	0.00	0.00	0.00	0.00	0.00	0.00	0.00	0.00	0.00
Syracuse, NY	CO	Maintenance	100	0.00	0.01	-0.39	-0.39	-0.39	-0.39	-0.39	-0.39	-0.39	-0.40
Telluride, CO	PM ₁₀	Maintenance	100	0.00	0.00	0.00	0.00	0.00	0.00	0.00	0.00	0.00	0.00
Terre Haute, IN	Ozone	Maintenance	100	0.00	0.00	-0.20	-0.20	-0.20	-0.20	-0.20	-0.20	-0.20	-0.21

Table D2-9 Emission Changes ^{a/} (for Cumulative Impacts) by Nonattainment Area with Alternative Standards for HD Vehicles Benzene 2050														
Nonattainment Area	Pollutant	Status ^{c/}	General Conformity Threshold ^{d/}	Emissions Changes for Cumulative Impacts (tons/year)										
				Alt. 1	Alt. 2	Alt. 3	Alt. 4	Alt. 6A	Alt. 5	Alt. 6 ^{b/}	Alt. 7	Alt. 6B	Alt. 8	
				No Action	Engine Only	Class 8 Tractors	Engines & Classes 7-8 Tractors	15% below Preferred Alternative Stringency	Engines, Classes 7-8 Tractors, & Classes 2b-3	Engines, Tractors, & Classes 2b-8	Engines, Tractors, & Trailers	20% above Preferred Alternative Stringency	Accelerated Hybrid Adoption	
Tioga County, PA	Ozone	Maintenance	100	0.00	0.00	-0.09	-0.09	-0.09	-0.09	-0.09	-0.09	-0.09	-0.09	-0.09
Toledo, OH	Ozone	Maintenance	100	0.00	0.03	-0.96	-0.96	-0.96	-0.96	-0.96	-0.97	-0.97	-0.97	-0.98
Toms River, NJ	CO	Maintenance	100	0.00	0.00	-0.05	-0.05	-0.05	-0.05	-0.05	-0.05	-0.05	-0.05	-0.05
Tooele County, UT	SO _x	Nonattainment	100	0.00	0.00	-0.14	-0.15	-0.15	-0.15	-0.15	-0.16	-0.16	-0.16	-0.17
Trenton, NJ	CO	Maintenance	100	0.00	0.00	-0.12	-0.12	-0.12	-0.12	-0.12	-0.12	-0.12	-0.12	-0.12
Trona, CA	PM ₁₀	Moderate	100	0.00	-0.01	-0.01	-0.02	-0.02	-0.02	-0.02	-0.02	-0.02	-0.02	-0.03
Tucson, AZ	CO	Maintenance	100	0.00	0.04	-0.98	-0.97	-0.97	-0.97	-0.97	-0.98	-0.98	-0.98	-0.98
Utah County, UT	PM ₁₀	Moderate	100	0.00	0.01	-0.39	-0.40	-0.40	-0.40	-0.40	-0.40	-0.40	-0.40	-0.41
Vancouver, WA	CO	Maintenance	100	0.00	0.01	-0.46	-0.46	-0.46	-0.46	-0.46	-0.46	-0.46	-0.46	-0.47
Ventura County, CA	Ozone	Serious	50	0.00	0.00	-0.63	-0.65	-0.65	-0.65	-0.65	-0.66	-0.66	-0.67	-0.69
Vermillion County, IN	PM ₁₀	Maintenance	100	0.00	0.00	-0.02	-0.02	-0.02	-0.02	-0.02	-0.02	-0.02	-0.02	-0.02
Vigo County, IN	SO _x	Maintenance	100	0.00	0.00	-0.20	-0.20	-0.20	-0.20	-0.20	-0.20	-0.20	-0.20	-0.21
Wallula, WA	PM ₁₀	Maintenance	100	0.00	0.00	0.00	0.00	0.00	0.00	0.00	0.00	0.00	0.00	0.00
Waltham, MA	CO	Maintenance	100	0.00	0.00	-0.06	-0.06	-0.06	-0.06	-0.06	-0.06	-0.06	-0.06	-0.06
Warren County, NJ	SO _x	Maintenance	100	0.00	0.00	-0.06	-0.06	-0.06	-0.06	-0.06	-0.06	-0.06	-0.06	-0.07
Warren County, PA	SO _x	Nonattainment	100	0.00	0.00	-0.02	-0.02	-0.02	-0.02	-0.02	-0.02	-0.02	-0.02	-0.02
Washington County (Hagerstown), MD	Ozone	Former Subpart 1	50	0.00	0.00	-0.20	-0.20	-0.20	-0.20	-0.20	-0.20	-0.20	-0.21	-0.21
Washington, DC-MD-VA	CO	Maintenance	100	0.00	0.33	-8.09	-8.02	-8.02	-8.02	-8.03	-8.05	-8.05	-8.05	-8.05
Washington, DC-MD-VA	Ozone	Moderate	50	0.00	0.32	-8.10	-8.04	-8.04	-8.04	-8.04	-8.07	-8.07	-8.07	-8.09
Washington, DC-MD-VA	PM _{2.5}	Nonattainment	100	0.00	0.32	-8.10	-8.04	-8.04	-8.04	-8.04	-8.07	-8.07	-8.07	-8.09
Washoe County, NV	PM ₁₀	Serious	70	0.00	0.01	-0.18	-0.18	-0.18	-0.18	-0.18	-0.18	-0.18	-0.18	-0.18
Waterford Township (Washington County), OH	SO _x	Maintenance	100	0.00	0.00	-0.01	-0.01	-0.01	-0.01	-0.01	-0.01	-0.01	-0.01	-0.01
Wayne County, IN	SO _x	Maintenance	100	0.00	0.00	-0.13	-0.13	-0.13	-0.13	-0.13	-0.13	-0.13	-0.13	-0.14
Wayne County, MI	PM ₁₀	Maintenance	100	0.00	0.00	-0.23	-0.24	-0.24	-0.24	-0.24	-0.24	-0.24	-0.24	-0.25
Weirton, WV	PM ₁₀	Maintenance	100	0.00	0.00	-0.02	-0.02	-0.02	-0.02	-0.02	-0.02	-0.02	-0.02	-0.03
Weirton, WV	SO _x	Maintenance	100	0.00	0.00	-0.02	-0.02	-0.02	-0.02	-0.02	-0.02	-0.02	-0.03	-0.03
Wheeling, WV-OH	Ozone	Maintenance	100	0.00	0.02	-0.60	-0.60	-0.60	-0.60	-0.61	-0.61	-0.61	-0.61	-0.62
Wheeling, WV-OH	PM _{2.5}	Nonattainment	100	0.00	0.02	-0.60	-0.60	-0.60	-0.60	-0.61	-0.61	-0.61	-0.61	-0.62
Winston-Salem, NC	CO	Maintenance	100	0.00	0.02	-0.56	-0.56	-0.56	-0.56	-0.56	-0.56	-0.56	-0.56	-0.57
Worcester, MA	CO	Maintenance	100	0.00	0.01	-0.30	-0.30	-0.30	-0.30	-0.30	-0.30	-0.30	-0.30	-0.30
Yakima County, WA	PM ₁₀	Maintenance	100	0.00	0.00	-0.12	-0.12	-0.12	-0.12	-0.12	-0.12	-0.12	-0.12	-0.13
Yakima, WA	CO	Maintenance	100	0.00	0.00	-0.06	-0.06	-0.06	-0.06	-0.06	-0.06	-0.06	-0.06	-0.06
York, PA	Ozone	Maintenance	100	0.00	0.04	-1.12	-1.11	-1.11	-1.11	-1.11	-1.12	-1.12	-1.12	-1.13
York, PA	PM _{2.5}	Nonattainment	100	0.00	0.04	-1.11	-1.11	-1.11	-1.11	-1.11	-1.11	-1.11	-1.12	-1.12
Youngstown-Warren-Sharon, OH-PA	Ozone	Maintenance	100	0.00	0.04	-1.18	-1.18	-1.18	-1.18	-1.18	-1.19	-1.19	-1.19	-1.20
Yuma, AZ	PM ₁₀	Moderate	100	0.00	0.01	-0.28	-0.28	-0.28	-0.28	-0.28	-0.28	-0.28	-0.28	-0.28

^{a/} Negative emissions changes indicate reductions; positive emissions changes are increases. Values of less than 0.005 tons/year are rounded to zero.

^{b/} Preferred Alternative

^{c/} Pollutants for which the area is designated nonattainment or maintenance as of 2010. Source: 40 CFR 81.

^{d/} Emissions thresholds in tons/year of: CO in CO maintenance and nonattainment areas; VOC or NO_x in ozone maintenance and nonattainment areas; primary PM_{2.5} in PM_{2.5} maintenance and nonattainment areas; primary PM₁₀ in PM₁₀ maintenance and nonattainment areas; and SO₂ in SO₂ maintenance and nonattainment areas. Source: 40 CFR § 93.153. These thresholds are provided for information only; a general conformity determination is not required for the proposed actions. (See section 3.3.1.)

Source: EPA (U.S. Environmental Protection Agency). 2010. The Green Book Nonattainment Areas. Washington, District of Columbia. Last Revised: June 16, 2010. U.S. Environmental Protection Agency. Available: <http://www.epa.gov/oaqps001/greenbk/>. Accessed: August 6, 2010.

Table D2-10 Emission Changes <u>a/</u> (for Cumulative Impacts) by Nonattainment Area with Alternative Standards for HD Vehicles 1,3-Butadiene 2018														
Nonattainment Area	Pollutant	Status <u>c/</u>	General Conformity Threshold <u>d/</u>	Emissions Changes for Cumulative Impacts (tons/year)										
				Alt. 1	Alt. 2	Alt. 3	Alt. 4	Alt. 6A	Alt. 5	Alt. 6 <u>b/</u>	Alt. 7	Alt. 6B	Alt. 8	
				No Action	Engine Only	Class 8 Tractors	Engines & Classes 7-8 Tractors	15% below Preferred Alternative Stringency	Engines, Classes 7-8 Tractors, & Classes 2b-3	Engines, Tractors, & Classes 2b-8	Engines, Tractors, & Truck, & Trailers	20% above Preferred Alternative Stringency	Accelerated Hybrid Adoption	
Addison Township (Gallia County), OH	SO _x	Maintenance	100	0.00	0.00	0.00	0.00	0.00	0.00	0.00	0.00	0.00	0.00	0.00
Ajo (Pima County), AZ	PM ₁₀	Moderate	100	0.00	0.00	0.00	0.00	0.00	0.00	0.00	0.00	0.00	0.00	0.00
Ajo (Pima County), AZ	SO _x	Maintenance	100	0.00	0.00	0.00	0.00	0.00	0.00	0.00	0.00	0.00	0.00	0.00
Albany-Schenectady-Troy, NY	Ozone	Former Subpart 1	50	0.00	0.00	0.00	0.00	0.00	0.00	0.00	0.00	0.00	0.00	0.00
Albuquerque, NM	CO	Maintenance	100	0.00	0.00	0.00	0.00	0.00	0.00	0.00	0.00	0.00	0.00	0.00
Allegan County, MI	Ozone	Former Subpart 1	50	0.00	0.00	0.00	0.00	0.00	0.00	0.00	0.00	0.00	0.00	0.00
Allentown-Bethlehem-Easton, PA	Ozone	Maintenance	100	0.00	0.00	0.00	0.00	0.00	0.00	0.00	0.00	0.00	0.00	0.00
Altoona, PA	Ozone	Maintenance	100	0.00	0.00	0.00	0.00	0.00	0.00	0.00	0.00	0.00	0.00	0.00
Amador and Calaveras Counties (Central Mountain), CA	Ozone	Former Subpart 1	50	0.00	0.00	0.00	0.00	0.00	0.00	0.00	0.00	0.00	0.00	0.00
Anchorage, AK	CO	Maintenance	100	0.00	0.00	0.00	0.00	0.00	0.00	0.00	0.00	0.00	0.00	0.00
Anthony, NM	PM ₁₀	Moderate	100	0.00	0.00	0.00	0.00	0.00	0.00	0.00	0.00	0.00	0.00	0.00
Armstrong County, PA	SO _x	Nonattainment	100	0.00	0.00	0.00	0.00	0.00	0.00	0.00	0.00	0.00	0.00	0.00
Aspen, CO	PM ₁₀	Maintenance	100	0.00	0.00	0.00	0.00	0.00	0.00	0.00	0.00	0.00	0.00	0.00
Atlanta, GA	Ozone	Moderate	50	0.00	0.01	-0.02	-0.01	0.00	0.00	0.00	0.00	0.00	0.00	0.00
Atlanta, GA	PM _{2.5}	Nonattainment	100	0.00	0.01	-0.02	-0.01	0.00	0.00	0.00	0.00	0.00	0.00	0.00
Atlantic City, NJ	CO	Maintenance	100	0.00	0.00	0.00	0.00	0.00	0.00	0.00	0.00	0.00	0.00	0.00
Bakersfield, CA	CO	Maintenance	100	0.00	0.00	-0.01	-0.01	-0.01	-0.01	-0.01	-0.01	-0.01	-0.01	-0.01
Baltimore, MD	CO	Maintenance	100	0.00	0.01	-0.01	0.00	0.00	0.00	0.00	0.00	0.00	0.00	0.00
Baltimore, MD	Ozone	Moderate	50	0.00	0.01	-0.01	0.00	0.00	0.00	0.00	0.00	0.00	0.00	0.00
Baltimore, MD	PM _{2.5}	Nonattainment	100	0.00	0.01	-0.01	0.00	0.00	0.00	0.00	0.00	0.00	0.00	0.00
Baton Rouge, LA	Ozone	Moderate	50	0.00	-0.06	-0.12	-0.11	-0.11	-0.11	-0.11	-0.11	-0.11	-0.11	-0.17
Beaumont-Port Arthur, TX	Ozone	Moderate	50	0.00	-0.19	-0.38	-0.38	-0.38	-0.38	-0.38	-0.38	-0.38	-0.38	-0.57
Benton County, TN	SO _x	Maintenance	100	0.00	0.00	0.00	0.00	0.00	0.00	0.00	0.00	0.00	0.00	0.00
Benton Harbor, MI	Ozone	Maintenance	100	0.00	0.00	0.00	0.00	0.00	0.00	0.00	0.00	0.00	0.00	0.00
Benzie County, MI	Ozone	Maintenance	100	0.00	0.00	0.00	0.00	0.00	0.00	0.00	0.00	0.00	0.00	0.00
Berkeley and Jefferson Counties, WV	Ozone	Maintenance	100	0.00	0.00	0.00	0.00	0.00	0.00	0.00	0.00	0.00	0.00	0.00
Billings, MT	CO	Maintenance	100	0.00	0.00	0.00	0.00	0.00	0.00	0.00	0.00	0.00	0.00	0.00
Birmingham, AL	Ozone	Maintenance	100	0.00	0.00	0.00	0.00	0.00	0.00	0.00	0.00	0.00	0.00	0.00
Birmingham, AL	PM _{2.5}	Nonattainment	100	0.00	0.00	0.00	0.00	0.00	0.00	0.00	0.00	0.00	0.00	0.00
Boise-Northern Ada County, ID	CO	Maintenance	100	0.00	0.00	0.00	0.00	0.00	0.00	0.00	0.00	0.00	0.00	0.00
Boise-Northern Ada County, ID	PM ₁₀	Maintenance	100	0.00	0.00	0.00	0.00	0.00	0.00	0.00	0.00	0.00	0.00	0.00
Bonner County (Sandpoint), ID	PM ₁₀	Moderate	100	0.00	0.00	0.00	0.00	0.00	0.00	0.00	0.00	0.00	0.00	0.00
Boston, MA	CO	Maintenance	100	0.00	0.00	0.00	0.00	0.00	0.00	0.00	0.00	0.00	0.00	0.00
Boston-Lawrence-Worcester (eastern MA), MA	Ozone	Moderate	50	0.00	0.01	-0.01	0.00	0.00	0.00	0.00	0.00	0.00	0.00	0.00
Boston-Manchester-Portsmouth (southeast NH), NH	Ozone	Moderate	50	0.00	0.00	0.00	0.00	0.00	0.00	0.00	0.00	0.00	0.00	0.00
Boyd County (part), KY	SO _x	Maintenance	100	0.00	0.00	0.00	0.00	0.00	0.00	0.00	0.00	0.00	0.00	0.00
Buffalo-Niagara Falls, NY	Ozone	Former Subpart 1	50	0.00	0.00	0.00	0.00	0.00	0.00	0.00	0.00	0.00	0.00	0.00
Burlington, NJ	CO	Maintenance	100	0.00	0.00	0.00	0.00	0.00	0.00	0.00	0.00	0.00	0.00	0.00
Butte, MT	PM ₁₀	Moderate	100	0.00	0.00	0.00	0.00	0.00	0.00	0.00	0.00	0.00	0.00	0.00
Canon City, CO	PM ₁₀	Maintenance	100	0.00	0.00	0.00	0.00	0.00	0.00	0.00	0.00	0.00	0.00	0.00
Canton-Massillon, OH	Ozone	Maintenance	100	0.00	0.00	0.00	0.00	0.00	0.00	0.00	0.00	0.00	0.00	0.00
Canton-Massillon, OH	PM _{2.5}	Nonattainment	100	0.00	0.00	0.00	0.00	0.00	0.00	0.00	0.00	0.00	0.00	0.00
Case County, MI	Ozone	Maintenance	100	0.00	0.00	0.00	0.00	0.00	0.00	0.00	0.00	0.00	0.00	0.00

Table D2-10 Emission Changes <u>a/</u> (for Cumulative Impacts) by Nonattainment Area with Alternative Standards for HD Vehicles 1,3-Butadiene 2018													
Nonattainment Area	Pollutant	Status <u>c/</u>	General Conformity Threshold <u>d/</u>	Emissions Changes for Cumulative Impacts (tons/year)									
				Alt. 1	Alt. 2	Alt. 3	Alt. 4	Alt. 6A	Alt. 5	Alt. 6 <u>b/</u>	Alt. 7	Alt. 6B	Alt. 8
				No Action	Engine Only	Class 8 Tractors	Engines & Classes 7-8 Tractors	15% below Preferred Alternative Stringency	Engines, Classes 7-8 Tractors, & Classes 2b-3	Engines, Tractors, & Classes 2b-8	Engines, Tractors, & Truck, & Trailers	20% above Preferred Alternative Stringency	Accelerated Hybrid Adoption
Center Township (Morgan County), OH	SO _x	Maintenance	100	0.00	0.00	0.00	0.00	0.00	0.00	0.00	0.00	0.00	0.00
Central Steptoe Valley (White Pine County), NV	SO _x	Maintenance	100	0.00	0.00	0.00	0.00	0.00	0.00	0.00	0.00	0.00	0.00
Charleston, WV	Ozone	Maintenance	100	0.00	0.00	0.00	0.00	0.00	0.00	0.00	0.00	0.00	0.00
Charleston, WV	PM _{2.5}	Nonattainment	100	0.00	0.00	0.00	0.00	0.00	0.00	0.00	0.00	0.00	0.00
Charlotte, NC	CO	Maintenance	100	0.00	0.00	0.00	0.00	0.00	0.00	0.00	0.00	0.00	0.00
Charlotte-Gastonia-Rock Hill, NC-SC	Ozone	Moderate	50	0.00	0.00	0.00	0.00	0.00	0.00	0.00	0.00	0.00	0.00
Chattanooga, TN-GA-AL	PM _{2.5}	Nonattainment	100	0.00	0.00	0.00	0.00	0.00	0.00	0.00	0.00	0.00	0.00
Chattanooga, TN-GA	Ozone	Former Subpart 1	50	0.00	0.00	0.00	0.00	0.00	0.00	0.00	0.00	0.00	0.00
Chicago-Gary-Lake County, IL-IN	Ozone	Moderate	50	0.00	0.01	-0.03	-0.01	-0.01	-0.01	-0.01	-0.01	-0.01	-0.01
Chicago-Gary-Lake County, IL-IN	PM _{2.5}	Nonattainment	100	0.00	0.01	-0.03	-0.01	-0.01	-0.01	-0.01	-0.01	-0.01	-0.01
Chico, CA	CO	Maintenance	100	0.00	0.00	0.00	0.00	0.00	0.00	0.00	0.00	0.00	0.00
Chico, CA	Ozone	Former Subpart 1	50	0.00	0.00	0.00	0.00	0.00	0.00	0.00	0.00	0.00	0.00
Cincinnati-Hamilton, OH-KY-IN	Ozone	Former Subpart 1	50	0.00	0.00	-0.01	0.00	0.00	0.00	0.00	0.00	0.00	0.00
Cincinnati-Hamilton, OH-KY-IN	PM _{2.5}	Nonattainment	100	0.00	0.00	-0.01	0.00	0.00	0.00	0.00	0.00	0.00	0.00
Clairton & 4 Boroughs, PA	PM ₁₀	Maintenance	100	0.00	0.00	0.00	0.00	0.00	0.00	0.00	0.00	0.00	0.00
Clark County, NV	PM ₁₀	Serious	70	0.00	0.00	0.00	0.00	0.00	0.00	0.00	0.00	0.00	0.00
Clarksville-Hopkinsville, TN-KY	Ozone	Maintenance	100	0.00	0.00	0.00	0.00	0.00	0.00	0.00	0.00	0.00	0.00
Clearfield and Indiana Counties, PA	Ozone	Maintenance	100	0.00	0.00	0.00	0.00	0.00	0.00	0.00	0.00	0.00	0.00
Cleveland, OH	CO	Maintenance	100	0.00	0.00	0.00	0.00	0.00	0.00	0.00	0.00	0.00	0.00
Cleveland-Akron-Lorain, OH	Ozone	Maintenance	100	0.00	0.01	-0.01	0.00	0.00	0.00	0.00	0.00	0.00	0.00
Cleveland-Akron-Lorain, OH	PM _{2.5}	Nonattainment	100	0.00	0.01	-0.01	0.00	0.00	0.00	0.00	0.00	0.00	0.00
Coachella Valley, CA	PM ₁₀	Serious	70	0.00	0.00	0.00	0.00	0.00	0.00	0.00	0.00	0.00	0.00
Colbert County, AL	SO _x	Maintenance	100	0.00	0.00	0.00	0.00	0.00	0.00	0.00	0.00	0.00	0.00
Colorado Springs, CO	CO	Maintenance	100	0.00	0.00	0.00	0.00	0.00	0.00	0.00	0.00	0.00	0.00
Columbia Falls, MT	PM ₁₀	Moderate	100	0.00	0.00	0.00	0.00	0.00	0.00	0.00	0.00	0.00	0.00
Columbia, SC	Ozone	Former Subpart 1	50	0.00	0.00	0.00	0.00	0.00	0.00	0.00	0.00	0.00	0.00
Columbus, OH	Ozone	Maintenance	100	0.00	0.00	-0.01	0.00	0.00	0.00	0.00	0.00	0.00	0.00
Columbus, OH	PM _{2.5}	Nonattainment	100	0.00	0.00	-0.01	0.00	0.00	0.00	0.00	0.00	0.00	0.00
Conewango Township (Warren County), PA	SO _x	Maintenance	100	0.00	0.00	0.00	0.00	0.00	0.00	0.00	0.00	0.00	0.00
Coso Junction, CA	PM ₁₀	Moderate	100	0.00	0.00	0.00	0.00	0.00	0.00	0.00	0.00	0.00	0.00
Cuyahoga County, OH	PM ₁₀	Maintenance	100	0.00	0.00	0.00	0.00	0.00	0.00	0.00	0.00	0.00	0.00
Cuyahoga County, OH	SO _x	Maintenance	100	0.00	0.00	0.00	0.00	0.00	0.00	0.00	0.00	0.00	0.00
Dallas-Fort Worth, TX	Ozone	Moderate	50	0.00	0.01	-0.01	0.00	0.00	0.00	0.00	0.00	0.00	0.00
Dayton-Springfield, OH	Ozone	Maintenance	100	0.00	0.00	0.00	0.00	0.00	0.00	0.00	0.00	0.00	0.00
Dayton-Springfield, OH	PM _{2.5}	Nonattainment	100	0.00	0.00	0.00	0.00	0.00	0.00	0.00	0.00	0.00	0.00
Denver Metro, CO	PM ₁₀	Maintenance	100	0.00	0.00	-0.01	0.00	0.00	0.00	0.00	0.00	0.00	0.00
Denver-Boulder, CO	CO	Maintenance	100	0.00	0.00	-0.01	0.00	0.00	0.00	0.00	0.00	0.00	0.00
Denver-Boulder-Greeley-Fort Collins-Loveland, CO	Ozone	Former Subpart 1	50	0.00	0.00	-0.01	0.00	0.00	0.00	0.00	0.00	0.00	0.00
Detroit, MI	CO	Maintenance	100	0.00	0.00	0.00	0.00	0.00	0.00	0.00	0.00	0.00	0.00
Detroit-Ann Arbor, MI	Ozone	Maintenance	100	0.00	0.01	-0.02	0.00	0.00	0.00	0.00	0.00	0.00	0.00
Detroit-Ann Arbor, MI	PM _{2.5}	Nonattainment	100	0.00	0.01	-0.02	0.00	0.00	0.00	0.00	0.00	0.00	0.00
Door County, WI	Ozone	Former Subpart 1	50	0.00	0.00	0.00	0.00	0.00	0.00	0.00	0.00	0.00	0.00
Douglas (Cochise County), AZ	PM ₁₀	Moderate	100	0.00	0.00	0.00	0.00	0.00	0.00	0.00	0.00	0.00	0.00

Table D2-10 Emission Changes <u>a/</u> (for Cumulative Impacts) by Nonattainment Area with Alternative Standards for HD Vehicles 1,3-Butadiene 2018													
Nonattainment Area	Pollutant	Status <u>c/</u>	General Conformity Threshold <u>d/</u>	Emissions Changes for Cumulative Impacts (tons/year)									
				Alt. 1	Alt. 2	Alt. 3	Alt. 4	Alt. 6A	Alt. 5	Alt. 6 <u>b/</u>	Alt. 7	Alt. 6B	Alt. 8
				No Action	Engine Only	Class 8 Tractors	Engines & Classes 7-8 Tractors	15% below Preferred Alternative Stringency	Engines, Classes 7-8 Tractors, & Classes 2b-3	Engines, Tractors, & Classes 2b-8	Engines, Tractors, & Truck, & Trailers	20% above Preferred Alternative Stringency	Accelerated Hybrid Adoption
Douglas (Cochise County), AZ	SO _x	Maintenance	100	0.00	0.00	0.00	0.00	0.00	0.00	0.00	0.00	0.00	0.00
Duluth, MN	CO	Maintenance	100	0.00	0.00	0.00	0.00	0.00	0.00	0.00	0.00	0.00	0.00
Eagle River, AK	PM ₁₀	Moderate	100	0.00	0.00	0.00	0.00	0.00	0.00	0.00	0.00	0.00	0.00
East Chicago, IN	CO	Maintenance	100	0.00	0.00	0.00	0.00	0.00	0.00	0.00	0.00	0.00	0.00
East Chicago, IN	PM ₁₀	Maintenance	100	0.00	0.00	0.00	0.00	0.00	0.00	0.00	0.00	0.00	0.00
East Helena Area (Lewis and Clark County), MT	SO _x	Nonattainment	100	0.00	0.00	0.00	0.00	0.00	0.00	0.00	0.00	0.00	0.00
El Paso County, TX	PM ₁₀	Moderate	100	0.00	0.00	0.00	0.00	0.00	0.00	0.00	0.00	0.00	0.00
El Paso, TX	CO	Maintenance	100	0.00	0.00	0.00	0.00	0.00	0.00	0.00	0.00	0.00	0.00
Erie, PA	Ozone	Maintenance	100	0.00	0.00	0.00	0.00	0.00	0.00	0.00	0.00	0.00	0.00
Essex County (Whiteface Mountain), NY	Ozone	Former Subpart 1	50	0.00	0.00	0.00	0.00	0.00	0.00	0.00	0.00	0.00	0.00
Eugene-Springfield, OR	CO	Maintenance	100	0.00	0.00	0.00	0.00	0.00	0.00	0.00	0.00	0.00	0.00
Eugene-Springfield, OR	PM ₁₀	Moderate	100	0.00	0.00	0.00	0.00	0.00	0.00	0.00	0.00	0.00	0.00
Evansville, IN	Ozone	Maintenance	100	0.00	0.00	0.00	0.00	0.00	0.00	0.00	0.00	0.00	0.00
Evansville, IN	PM _{2.5}	Nonattainment	100	0.00	0.00	0.00	0.00	0.00	0.00	0.00	0.00	0.00	0.00
Fairbanks, AK	CO	Maintenance	100	0.00	0.00	0.00	0.00	0.00	0.00	0.00	0.00	0.00	0.00
Fayetteville, NC	Ozone	Former Subpart 1	50	0.00	0.00	0.00	0.00	0.00	0.00	0.00	0.00	0.00	0.00
Flathead County; Whitefish and vicinity, MT	PM ₁₀	Moderate	100	0.00	0.00	0.00	0.00	0.00	0.00	0.00	0.00	0.00	0.00
Flint, MI	Ozone	Maintenance	100	0.00	0.00	0.00	0.00	0.00	0.00	0.00	0.00	0.00	0.00
Follansbee, WV	PM ₁₀	Maintenance	100	0.00	0.00	0.00	0.00	0.00	0.00	0.00	0.00	0.00	0.00
Fort Collins, CO	CO	Maintenance	100	0.00	0.00	0.00	0.00	0.00	0.00	0.00	0.00	0.00	0.00
Fort Hall Reservation, ID	PM ₁₀	Moderate	100	0.00	0.00	0.00	0.00	0.00	0.00	0.00	0.00	0.00	0.00
Fort Wayne, IN	Ozone	Maintenance	100	0.00	0.00	0.00	0.00	0.00	0.00	0.00	0.00	0.00	0.00
Franklin County, PA	Ozone	Maintenance	100	0.00	0.00	0.00	0.00	0.00	0.00	0.00	0.00	0.00	0.00
Franklin Township (Coshocton County), OH	SO _x	Maintenance	100	0.00	0.00	0.00	0.00	0.00	0.00	0.00	0.00	0.00	0.00
Frederick County, VA	Ozone	Former Subpart 1	50	0.00	0.00	0.00	0.00	0.00	0.00	0.00	0.00	0.00	0.00
Fredericksburg, VA	Ozone	Maintenance	100	0.00	0.00	0.00	0.00	0.00	0.00	0.00	0.00	0.00	0.00
Freehold, NJ	CO	Maintenance	100	0.00	0.00	0.00	0.00	0.00	0.00	0.00	0.00	0.00	0.00
Fresno, CA	CO	Maintenance	100	0.00	0.00	0.00	0.00	0.00	0.00	0.00	0.00	0.00	0.00
Grand Rapids, MI	Ozone	Maintenance	100	0.00	0.00	0.00	0.00	0.00	0.00	0.00	0.00	0.00	0.00
Granite City, Nameoki Townships, IL	PM ₁₀	Maintenance	100	0.00	0.00	0.00	0.00	0.00	0.00	0.00	0.00	0.00	0.00
Grant County, NM	SO _x	Maintenance	100	0.00	0.00	0.00	0.00	0.00	0.00	0.00	0.00	0.00	0.00
Grants Pass, OR	CO	Maintenance	100	0.00	0.00	0.00	0.00	0.00	0.00	0.00	0.00	0.00	0.00
Grants Pass, OR	PM ₁₀	Maintenance	100	0.00	0.00	0.00	0.00	0.00	0.00	0.00	0.00	0.00	0.00
Great Falls, MT	CO	Maintenance	100	0.00	0.00	0.00	0.00	0.00	0.00	0.00	0.00	0.00	0.00
Greater Connecticut, CT	Ozone	Moderate	50	0.00	0.00	0.00	0.00	0.00	0.00	0.00	0.00	0.00	0.00
Greeley, CO	CO	Maintenance	100	0.00	0.00	0.00	0.00	0.00	0.00	0.00	0.00	0.00	0.00
Green Bay, WI	SO _x	Maintenance	100	0.00	0.00	0.00	0.00	0.00	0.00	0.00	0.00	0.00	0.00
Greene County, IN	Ozone	Maintenance	100	0.00	0.00	0.00	0.00	0.00	0.00	0.00	0.00	0.00	0.00
Greene County, PA	Ozone	Maintenance	100	0.00	0.00	0.00	0.00	0.00	0.00	0.00	0.00	0.00	0.00
Greensboro-Winston Salem-High Point, NC	Ozone	Marginal	50	0.00	0.00	0.00	0.00	0.00	0.00	0.00	0.00	0.00	0.00
Greensboro-Winston salem-High Point, NC	PM _{2.5}	Nonattainment	100	0.00	0.00	0.00	0.00	0.00	0.00	0.00	0.00	0.00	0.00
Greenville-Spartanburg-Anderson, SC	Ozone	Former Subpart 1	50	0.00	0.00	0.00	0.00	0.00	0.00	0.00	0.00	0.00	0.00
Groveland Township (Tazewell County), IL	SO _x	Maintenance	100	0.00	0.00	0.00	0.00	0.00	0.00	0.00	0.00	0.00	0.00

Table D2-10 Emission Changes <u>a/</u> (for Cumulative Impacts) by Nonattainment Area with Alternative Standards for HD Vehicles 1,3-Butadiene 2018													
Nonattainment Area	Pollutant	Status <u>c/</u>	General Conformity Threshold <u>d/</u>	Emissions Changes for Cumulative Impacts (tons/year)									
				Alt. 1	Alt. 2	Alt. 3	Alt. 4	Alt. 6A	Alt. 5	Alt. 6 <u>b/</u>	Alt. 7	Alt. 6B	Alt. 8
				No Action	Engine Only	Class 8 Tractors	Engines & Classes 7-8 Tractors	15% below Preferred Alternative Stringency	Engines, Classes 7-8 Tractors, & Classes 2b-3	Engines, Tractors, & Classes 2b-8	Engines, Tractors, & Truck, & Trailers	20% above Preferred Alternative Stringency	Accelerated Hybrid Adoption
Hancock-Knox-Lincoln-Waldo Counties, ME	Ozone	Maintenance	100	0.00	0.00	0.00	0.00	0.00	0.00	0.00	0.00	0.00	0.00
Harrisburg-Lebanon-Carlisle, PA	Ozone	Maintenance	100	0.00	0.00	0.00	0.00	0.00	0.00	0.00	0.00	0.00	0.00
Harrisburg-Lebanon-Carlisle, PA	PM _{2.5}	Nonattainment	100	0.00	0.00	0.00	0.00	0.00	0.00	0.00	0.00	0.00	0.00
Hartford-New Britain-Middletown, CT	CO	Maintenance	100	0.00	0.00	0.00	0.00	0.00	0.00	0.00	0.00	0.00	0.00
Hayden (Pinal County), AZ	SO _x	Nonattainment	100	0.00	0.00	0.00	0.00	0.00	0.00	0.00	0.00	0.00	0.00
Hayden/Miami, AZ	PM ₁₀	Moderate	100	0.00	0.00	0.00	0.00	0.00	0.00	0.00	0.00	0.00	0.00
Haywood and Swain Counties (Great Smoky Mountain NP), NC	Ozone	Maintenance	100	0.00	0.00	0.00	0.00	0.00	0.00	0.00	0.00	0.00	0.00
Hazelwood, PA	SO _x	Maintenance	100	0.00	0.00	0.00	0.00	0.00	0.00	0.00	0.00	0.00	0.00
Hickory, NC	PM _{2.5}	Nonattainment	100	0.00	0.00	0.00	0.00	0.00	0.00	0.00	0.00	0.00	0.00
Hickory-Morgantown-Lenoir, NC	Ozone	Former Subpart 1	50	0.00	0.00	0.00	0.00	0.00	0.00	0.00	0.00	0.00	0.00
Hollis Township, IL	SO _x	Maintenance	100	0.00	0.00	0.00	0.00	0.00	0.00	0.00	0.00	0.00	0.00
Houston-Galveston-Brazoria, TX	Ozone	Severe	25	0.00	-0.28	-0.58	-0.57	-0.57	-0.57	-0.57	-0.57	-0.57	-0.85
Humphreys County, TN	SO _x	Maintenance	100	0.00	0.00	0.00	0.00	0.00	0.00	0.00	0.00	0.00	0.00
Huntington-Ashland, WV-KY-OH	PM _{2.5}	Nonattainment	100	0.00	0.00	0.00	0.00	0.00	0.00	0.00	0.00	0.00	0.00
Huntington-Ashland, WV-KY	Ozone	Maintenance	100	0.00	0.00	0.00	0.00	0.00	0.00	0.00	0.00	0.00	0.00
Huron County, MI	Ozone	Maintenance	100	0.00	0.00	0.00	0.00	0.00	0.00	0.00	0.00	0.00	0.00
Imperial County, CA	Ozone	Moderate	50	0.00	0.00	0.00	0.00	0.00	0.00	0.00	0.00	0.00	0.00
Imperial Valley, CA	PM ₁₀	Serious	70	0.00	0.00	0.00	0.00	0.00	0.00	0.00	0.00	0.00	0.00
Indian Wells, CA	PM ₁₀	Maintenance	100	0.00	0.00	0.00	0.00	0.00	0.00	0.00	0.00	0.00	0.00
Indianapolis, IN	CO	Maintenance	100	0.00	0.00	-0.01	0.00	0.00	0.00	0.00	0.00	0.00	0.00
Indianapolis, IN	Ozone	Maintenance	100	0.00	0.00	-0.01	0.00	0.00	0.00	0.00	0.00	0.00	0.00
Indianapolis, IN	PM _{2.5}	Nonattainment	100	0.00	0.00	-0.01	0.00	0.00	0.00	0.00	0.00	0.00	0.00
Jackson County, IN	Ozone	Maintenance	100	0.00	0.00	0.00	0.00	0.00	0.00	0.00	0.00	0.00	0.00
Jamestown, NY	Ozone	Former Subpart 1	50	0.00	0.00	0.00	0.00	0.00	0.00	0.00	0.00	0.00	0.00
Jefferson County, NY	Ozone	Moderate	50	0.00	0.00	0.00	0.00	0.00	0.00	0.00	0.00	0.00	0.00
Jefferson County, OH	PM ₁₀	Maintenance	100	0.00	0.00	0.00	0.00	0.00	0.00	0.00	0.00	0.00	0.00
Johnson City-Kingsport-Bristol, TN	Ozone	Former Subpart 1	50	0.00	0.00	0.00	0.00	0.00	0.00	0.00	0.00	0.00	0.00
Johnstown, PA	Ozone	Maintenance	100	0.00	0.00	0.00	0.00	0.00	0.00	0.00	0.00	0.00	0.00
Johnstown, PA	PM _{2.5}	Nonattainment	100	0.00	0.00	0.00	0.00	0.00	0.00	0.00	0.00	0.00	0.00
Juneau, AK	PM ₁₀	Moderate	100	0.00	0.00	0.00	0.00	0.00	0.00	0.00	0.00	0.00	0.00
Kalamazoo-Battle Creek, MI	Ozone	Maintenance	100	0.00	0.00	0.00	0.00	0.00	0.00	0.00	0.00	0.00	0.00
Kalispell, MT	PM ₁₀	Moderate	100	0.00	0.00	0.00	0.00	0.00	0.00	0.00	0.00	0.00	0.00
Kent and Queen Annes Counties, MD	Ozone	Maintenance	100	0.00	0.00	0.00	0.00	0.00	0.00	0.00	0.00	0.00	0.00
Kent, WA	PM ₁₀	Maintenance	100	0.00	0.00	0.00	0.00	0.00	0.00	0.00	0.00	0.00	0.00
Kern County (Eastern Kern), CA	Ozone	Former Subpart 1	50	0.00	0.00	0.00	0.00	0.00	0.00	0.00	0.00	0.00	0.00
Kewaunee County, WI	Ozone	Maintenance	100	0.00	0.00	0.00	0.00	0.00	0.00	0.00	0.00	0.00	0.00
King County, WA	PM ₁₀	Maintenance	100	0.00	0.00	0.00	0.00	0.00	0.00	0.00	0.00	0.00	0.00
Klamath Falls, OR	CO	Maintenance	100	0.00	0.00	0.00	0.00	0.00	0.00	0.00	0.00	0.00	0.00
Klamath Falls, OR	PM ₁₀	Maintenance	100	0.00	0.00	0.00	0.00	0.00	0.00	0.00	0.00	0.00	0.00
Knoxville, TN	Ozone	Former Subpart 1	50	0.00	0.00	0.00	0.00	0.00	0.00	0.00	0.00	0.00	0.00
Knoxville, TN	PM _{2.5}	Nonattainment	100	0.00	0.00	0.00	0.00	0.00	0.00	0.00	0.00	0.00	0.00
La Porte County, IN	SO _x	Maintenance	100	0.00	0.00	0.00	0.00	0.00	0.00	0.00	0.00	0.00	0.00
LaGrande, OR	PM ₁₀	Maintenance	100	0.00	0.00	0.00	0.00	0.00	0.00	0.00	0.00	0.00	0.00

Table D2-10 Emission Changes <u>a/</u> (for Cumulative Impacts) by Nonattainment Area with Alternative Standards for HD Vehicles 1,3-Butadiene 2018														
Nonattainment Area	Pollutant	Status <u>c/</u>	General Conformity Threshold <u>d/</u>	Emissions Changes for Cumulative Impacts (tons/year)										
				Alt. 1	Alt. 2	Alt. 3	Alt. 4	Alt. 6A	Alt. 5	Alt. 6 <u>b/</u>	Alt. 7	Alt. 6B	Alt. 8	
				No Action	Engine Only	Class 8 Tractors	Engines & Classes 7-8 Tractors	15% below Preferred Alternative Stringency	Engines, Classes 7-8 Tractors, & Classes 2b-3	Engines, Tractors, & Classes 2b-8	Engines, Tractors, & Truck, & Trailers	20% above Preferred Alternative Stringency	Accelerated Hybrid Adoption	
Lake County, IN	SO _x	Maintenance	100	0.00	0.00	0.00	0.00	0.00	0.00	0.00	0.00	0.00	0.00	0.00
Lake County, OH	SO _x	Maintenance	100	0.00	0.00	0.00	0.00	0.00	0.00	0.00	0.00	0.00	0.00	0.00
Lake County, OR	PM ₁₀	Maintenance	100	0.00	0.00	0.00	0.00	0.00	0.00	0.00	0.00	0.00	0.00	0.00
Lake Tahoe North Shore, CA	CO	Maintenance	100	0.00	0.00	0.00	0.00	0.00	0.00	0.00	0.00	0.00	0.00	0.00
Lake Tahoe South Shore, CA	CO	Maintenance	100	0.00	0.00	0.00	0.00	0.00	0.00	0.00	0.00	0.00	0.00	0.00
Lake Tahoe, NV	CO	Maintenance	100	0.00	0.00	0.00	0.00	0.00	0.00	0.00	0.00	0.00	0.00	0.00
Lamar, CO	PM ₁₀	Maintenance	100	0.00	0.00	0.00	0.00	0.00	0.00	0.00	0.00	0.00	0.00	0.00
Lame Deer, MT	PM ₁₀	Moderate	100	0.00	0.00	0.00	0.00	0.00	0.00	0.00	0.00	0.00	0.00	0.00
Lancaster, PA	Ozone	Maintenance	100	0.00	0.00	0.00	0.00	0.00	0.00	0.00	0.00	0.00	0.00	0.00
Lancaster, PA	PM _{2.5}	Nonattainment	100	0.00	0.00	0.00	0.00	0.00	0.00	0.00	0.00	0.00	0.00	0.00
Lane County, OR	PM ₁₀	Moderate	100	0.00	0.00	0.00	0.00	0.00	0.00	0.00	0.00	0.00	0.00	0.00
Lansing-East Lansing, MI	Ozone	Maintenance	100	0.00	0.00	0.00	0.00	0.00	0.00	0.00	0.00	0.00	0.00	0.00
LaPorte, IN	Ozone	Maintenance	100	0.00	0.00	0.00	0.00	0.00	0.00	0.00	0.00	0.00	0.00	0.00
Las Vegas, NV	CO	Serious	100	0.00	0.00	-0.01	0.00	0.00	0.00	0.00	0.00	0.00	0.00	0.00
Las Vegas, NV	Ozone	Former Subpart 1	50	0.00	0.00	-0.01	0.00	0.00	0.00	0.00	0.00	0.00	0.00	0.00
Lauderdale County, AL	SO _x	Maintenance	100	0.00	0.00	0.00	0.00	0.00	0.00	0.00	0.00	0.00	0.00	0.00
Laurel Area (Yellowstone County), MT	SO _x	Nonattainment	100	0.00	0.00	0.00	0.00	0.00	0.00	0.00	0.00	0.00	0.00	0.00
Libby, MT	PM ₁₀	Moderate	100	0.00	0.00	0.00	0.00	0.00	0.00	0.00	0.00	0.00	0.00	0.00
Libby, MT	PM _{2.5}	Nonattainment	100	0.00	0.00	0.00	0.00	0.00	0.00	0.00	0.00	0.00	0.00	0.00
Liberty-Clairton, PA	PM _{2.5}	Nonattainment	100	0.00	0.00	0.00	0.00	0.00	0.00	0.00	0.00	0.00	0.00	0.00
Lima, OH	Ozone	Maintenance	100	0.00	0.00	0.00	0.00	0.00	0.00	0.00	0.00	0.00	0.00	0.00
Longmont, CO	CO	Maintenance	100	0.00	0.00	0.00	0.00	0.00	0.00	0.00	0.00	0.00	0.00	0.00
Lorain County, OH	SO _x	Maintenance	100	0.00	0.00	0.00	0.00	0.00	0.00	0.00	0.00	0.00	0.00	0.00
Los Angeles South Coast Air Basin, CA	CO	Maintenance	100	0.00	0.08	-0.15	-0.04	-0.02	-0.02	-0.02	-0.02	-0.02	-0.02	-0.03
Los Angeles South Coast Air Basin, CA	NO _x	Maintenance	100	0.00	0.08	-0.15	-0.04	-0.02	-0.02	-0.02	-0.02	-0.02	-0.02	-0.03
Los Angeles South Coast Air Basin, CA	Ozone	Extreme	10	0.00	0.08	-0.15	-0.04	-0.02	-0.02	-0.02	-0.02	-0.02	-0.02	-0.03
Los Angeles South Coast Air Basin, CA	PM ₁₀	Serious	70	0.00	0.08	-0.15	-0.04	-0.02	-0.02	-0.02	-0.02	-0.02	-0.02	-0.03
Los Angeles South Coast Air Basin, CA	PM _{2.5}	Nonattainment	100	0.00	0.08	-0.15	-0.04	-0.02	-0.02	-0.02	-0.02	-0.02	-0.02	-0.03
Los Angeles-San Bernardino Counties (western Mohave), CA	Ozone	Moderate	50	0.00	0.00	0.00	0.00	0.00	0.00	0.00	0.00	0.00	0.00	0.00
Louisville, KY-IN	Ozone	Maintenance	100	0.00	0.00	0.00	0.00	0.00	0.00	0.00	0.00	0.00	0.00	0.00
Louisville, KY-IN	PM _{2.5}	Nonattainment	100	0.00	0.00	0.00	0.00	0.00	0.00	0.00	0.00	0.00	0.00	0.00
Lowell, MA	CO	Maintenance	100	0.00	0.00	0.00	0.00	0.00	0.00	0.00	0.00	0.00	0.00	0.00
Lucas County, OH	SO _x	Maintenance	100	0.00	0.00	0.00	0.00	0.00	0.00	0.00	0.00	0.00	0.00	0.00
Lyons Township, IL	PM ₁₀	Maintenance	100	0.00	0.00	0.00	0.00	0.00	0.00	0.00	0.00	0.00	0.00	0.00
Macon, GA	Ozone	Maintenance	100	0.00	0.00	0.00	0.00	0.00	0.00	0.00	0.00	0.00	0.00	0.00
Macon, GA	PM _{2.5}	Nonattainment	100	0.00	0.00	0.00	0.00	0.00	0.00	0.00	0.00	0.00	0.00	0.00
Madison and Page Counties (Shenandoah NP), VA	Ozone	Maintenance	100	0.00	0.00	0.00	0.00	0.00	0.00	0.00	0.00	0.00	0.00	0.00
Madison, WI	SO _x	Maintenance	100	0.00	0.00	0.00	0.00	0.00	0.00	0.00	0.00	0.00	0.00	0.00
Mammoth Lake, CA	PM ₁₀	Moderate	100	0.00	0.00	0.00	0.00	0.00	0.00	0.00	0.00	0.00	0.00	0.00
Manchester, NH	CO	Maintenance	100	0.00	0.00	0.00	0.00	0.00	0.00	0.00	0.00	0.00	0.00	0.00
Manitowoc County, WI	Ozone	Former Subpart 1	50	0.00	0.00	0.00	0.00	0.00	0.00	0.00	0.00	0.00	0.00	0.00
Marion County, IN	SO _x	Maintenance	100	0.00	0.00	0.00	0.00	0.00	0.00	0.00	0.00	0.00	0.00	0.00
Mariposa and Tuolumne Counties (Southern Mountain), CA	Ozone	Former Subpart 1	50	0.00	0.00	0.00	0.00	0.00	0.00	0.00	0.00	0.00	0.00	0.00

Table D2-10 Emission Changes <u>a/</u> (for Cumulative Impacts) by Nonattainment Area with Alternative Standards for HD Vehicles 1,3-Butadiene 2018													
Nonattainment Area	Pollutant	Status <u>c/</u>	General Conformity Threshold <u>d/</u>	Emissions Changes for Cumulative Impacts (tons/year)									
				Alt. 1	Alt. 2	Alt. 3	Alt. 4	Alt. 6A	Alt. 5	Alt. 6 <u>b/</u>	Alt. 7	Alt. 6B	Alt. 8
				No Action	Engine Only	Class 8 Tractors	Engines & Classes 7-8 Tractors	15% below Preferred Alternative Stringency	Engines, Classes 7-8 Tractors, & Classes 2b-3	Engines, Tractors, & Classes 2b-8	Engines, Tractors, & Truck, & Trailers	20% above Preferred Alternative Stringency	Accelerated Hybrid Adoption
Martinsburg, WV-Hagerstown, MD	PM _{2.5}	Nonattainment	100	0.00	0.00	0.00	0.00	0.00	0.00	0.00	0.00	0.00	0.00
Mason County, MI	Ozone	Maintenance	100	0.00	0.00	0.00	0.00	0.00	0.00	0.00	0.00	0.00	0.00
Medford, OR	CO	Maintenance	100	0.00	0.00	0.00	0.00	0.00	0.00	0.00	0.00	0.00	0.00
Medford-Ashland, OR	PM ₁₀	Maintenance	100	0.00	0.00	0.00	0.00	0.00	0.00	0.00	0.00	0.00	0.00
Memphis, TN-AR	Ozone	Maintenance	100	0.00	0.00	0.00	0.00	0.00	0.00	0.00	0.00	0.00	0.00
Memphis, TN	CO	Maintenance	100	0.00	0.00	0.00	0.00	0.00	0.00	0.00	0.00	0.00	0.00
Miami (Gila County), AZ	SO _x	Maintenance	100	0.00	0.00	0.00	0.00	0.00	0.00	0.00	0.00	0.00	0.00
Millinocket AQCR 109, ME	SO _x	Maintenance	100	0.00	0.00	0.00	0.00	0.00	0.00	0.00	0.00	0.00	0.00
Milwaukee, WI	SO _x	Maintenance	100	0.00	0.00	0.00	0.00	0.00	0.00	0.00	0.00	0.00	0.00
Milwaukee-Racine, WI	Ozone	Moderate	50	0.00	0.00	0.00	0.00	0.00	0.00	0.00	0.00	0.00	0.00
Minneapolis-St Paul, MN	CO	Maintenance	100	0.00	0.00	-0.03	-0.02	-0.02	-0.02	-0.02	-0.02	-0.02	-0.03
Minneapolis-St Paul, MN	SO _x	Maintenance	100	0.00	0.01	-0.01	0.00	0.00	0.00	0.00	0.00	0.00	0.00
Missoula, MT	CO	Maintenance	100	0.00	0.00	0.00	0.00	0.00	0.00	0.00	0.00	0.00	0.00
Missoula, MT	PM ₁₀	Moderate	100	0.00	0.00	0.00	0.00	0.00	0.00	0.00	0.00	0.00	0.00
Modesto, CA	CO	Maintenance	100	0.00	0.00	0.00	0.00	0.00	0.00	0.00	0.00	0.00	0.00
Mohave County, AZ	PM ₁₀	Maintenance	100	0.00	0.00	0.00	0.00	0.00	0.00	0.00	0.00	0.00	0.00
Mono Basin, CA	PM ₁₀	Moderate	100	0.00	0.00	0.00	0.00	0.00	0.00	0.00	0.00	0.00	0.00
Morenci (Greenlee County), AZ	SO _x	Maintenance	100	0.00	0.00	0.00	0.00	0.00	0.00	0.00	0.00	0.00	0.00
Morristown, NJ	CO	Maintenance	100	0.00	0.00	0.00	0.00	0.00	0.00	0.00	0.00	0.00	0.00
Muhlenberg County, KY	SO _x	Maintenance	100	0.00	0.00	0.00	0.00	0.00	0.00	0.00	0.00	0.00	0.00
Muncie, IN	Ozone	Maintenance	100	0.00	0.00	0.00	0.00	0.00	0.00	0.00	0.00	0.00	0.00
Murray County (Chattahoochee NF), GA	Ozone	Maintenance	100	0.00	0.00	0.00	0.00	0.00	0.00	0.00	0.00	0.00	0.00
Muscatine County, IA	SO _x	Maintenance	100	0.00	0.00	0.00	0.00	0.00	0.00	0.00	0.00	0.00	0.00
Muskegon, MI	Ozone	Maintenance	100	0.00	0.00	0.00	0.00	0.00	0.00	0.00	0.00	0.00	0.00
Nashua, NH	CO	Maintenance	100	0.00	0.00	0.00	0.00	0.00	0.00	0.00	0.00	0.00	0.00
Nashville, TN	Ozone	Former Subpart 1	50	0.00	0.00	0.00	0.00	0.00	0.00	0.00	0.00	0.00	0.00
Nevada County (western part), CA	Ozone	Former Subpart 1	50	0.00	0.00	0.00	0.00	0.00	0.00	0.00	0.00	0.00	0.00
New Haven County, CT	PM ₁₀	Maintenance	100	0.00	0.00	0.00	0.00	0.00	0.00	0.00	0.00	0.00	0.00
New Haven-Meriden-Waterbury, CT	CO	Maintenance	100	0.00	0.00	0.00	0.00	0.00	0.00	0.00	0.00	0.00	0.00
New Manchester-Grant Magisterial District (Hancock County), WV	SO _x	Maintenance	100	0.00	0.00	0.00	0.00	0.00	0.00	0.00	0.00	0.00	0.00
New York County, NY	PM ₁₀	Moderate	100	0.00	0.00	0.00	0.00	0.00	0.00	0.00	0.00	0.00	0.00
New York-N. New Jersey-Long Island, NY-NJ-CT	CO	Maintenance	100	0.00	0.02	-0.04	-0.01	0.00	0.00	-0.01	-0.01	-0.01	-0.01
New York-N. New Jersey-Long Island, NY-NJ-CT	PM _{2.5}	Nonattainment	100	0.00	0.02	-0.04	-0.01	0.00	0.00	-0.01	-0.01	-0.01	-0.01
New York-northern New Jersey-Long Island, NY-NJ-CT	Ozone	Moderate	50	0.00	0.02	-0.03	-0.01	0.00	0.00	0.00	0.00	0.00	0.00
Nogales, AZ	PM ₁₀	Moderate	100	0.00	0.00	0.00	0.00	0.00	0.00	0.00	0.00	0.00	0.00
Norfolk-Virginia Beach-Newport News, VA	Ozone	Maintenance	100	0.00	0.00	0.00	0.00	0.00	0.00	0.00	0.00	0.00	0.00
Ogden, UT	CO	Maintenance	100	0.00	0.00	0.00	0.00	0.00	0.00	0.00	0.00	0.00	0.00
Ogden, UT	PM ₁₀	Moderate	100	0.00	0.00	0.00	0.00	0.00	0.00	0.00	0.00	0.00	0.00
Oglesby, IL	PM ₁₀	Maintenance	100	0.00	0.00	0.00	0.00	0.00	0.00	0.00	0.00	0.00	0.00
Olmsted County, MN	PM ₁₀	Maintenance	100	0.00	0.00	0.00	0.00	0.00	0.00	0.00	0.00	0.00	0.00
Olympia, Tumwater, Lacey, WA	PM ₁₀	Maintenance	100	0.00	0.00	0.00	0.00	0.00	0.00	0.00	0.00	0.00	0.00
Owens Valley, CA	PM ₁₀	Serious	70	0.00	0.00	0.00	0.00	0.00	0.00	0.00	0.00	0.00	0.00
Pagosa Springs, CO	PM ₁₀	Maintenance	100	0.00	0.00	0.00	0.00	0.00	0.00	0.00	0.00	0.00	0.00

Table D2-10 Emission Changes <u>a/</u> (for Cumulative Impacts) by Nonattainment Area with Alternative Standards for HD Vehicles 1,3-Butadiene 2018														
Nonattainment Area	Pollutant	Status <u>c/</u>	General Conformity Threshold <u>d/</u>	Emissions Changes for Cumulative Impacts (tons/year)										
				Alt. 1	Alt. 2	Alt. 3	Alt. 4	Alt. 6A	Alt. 5	Alt. 6 <u>b/</u>	Alt. 7	Alt. 6B	Alt. 8	
				No Action	Engine Only	Class 8 Tractors	Engines & Classes 7-8 Tractors	15% below Preferred Alternative Stringency	Engines, Classes 7-8 Tractors, & Classes 2b-3	Engines, Tractors, & Classes 2b-8	Engines, Tractors, & Truck, & Trailers	20% above Preferred Alternative Stringency	Accelerated Hybrid Adoption	
Parkersburg-Marietta, WV-OH	Ozone	Maintenance	100	0.00	0.00	0.00	0.00	0.00	0.00	0.00	0.00	0.00	0.00	0.00
Parkersburg-Marietta, WV-OH	PM _{2.5}	Nonattainment	100	0.00	0.00	0.00	0.00	0.00	0.00	0.00	0.00	0.00	0.00	0.00
Payson, AZ	PM ₁₀	Maintenance	100	0.00	0.00	0.00	0.00	0.00	0.00	0.00	0.00	0.00	0.00	0.00
Penns Grove, NJ	CO	Maintenance	100	0.00	0.00	0.00	0.00	0.00	0.00	0.00	0.00	0.00	0.00	0.00
Peoria, IL	SO _x	Maintenance	100	0.00	0.00	0.00	0.00	0.00	0.00	0.00	0.00	0.00	0.00	0.00
Perth Amboy, NJ	CO	Maintenance	100	0.00	0.00	0.00	0.00	0.00	0.00	0.00	0.00	0.00	0.00	0.00
Philadelphia-Camden County, PA-NJ	CO	Maintenance	100	0.00	0.00	0.00	0.00	0.00	0.00	0.00	0.00	0.00	0.00	0.00
Phildelphia-Wilmington, PA-NY-DE	PM _{2.5}	Nonattainment	100	0.00	-0.07	-0.16	-0.15	-0.15	-0.15	-0.15	-0.15	-0.15	-0.15	-0.22
Phildelphia-Wilmington-Atlantic City, PA-NY-MD-DE	Ozone	Moderate	50	0.00	-0.07	-0.16	-0.15	-0.15	-0.15	-0.15	-0.15	-0.15	-0.15	-0.22
Phoenix, AZ	CO	Maintenance	100	0.00	0.01	-0.02	0.00	0.00	0.00	0.00	0.00	0.00	0.00	0.00
Phoenix, AZ	PM ₁₀	Serious	70	0.00	0.01	-0.02	0.00	0.00	0.00	0.00	0.00	0.00	0.00	0.00
Phoenix-Mesa, AZ	Ozone	Former Subpart 1	50	0.00	0.00	-0.01	0.00	0.00	0.00	0.00	0.00	0.00	0.00	0.00
Pierce County, WA	PM ₁₀	Maintenance	100	0.00	0.00	0.00	0.00	0.00	0.00	0.00	0.00	0.00	0.00	0.00
Pinehurst, ID	PM ₁₀	Moderate	100	0.00	0.00	0.00	0.00	0.00	0.00	0.00	0.00	0.00	0.00	0.00
Pittsburgh, PA	CO	Maintenance	100	0.00	0.00	0.00	0.00	0.00	0.00	0.00	0.00	0.00	0.00	0.00
Pittsburgh-Beaver Valley, PA	Ozone	Former Subpart 1	50	0.00	0.00	-0.01	0.00	0.00	0.00	0.00	0.00	0.00	0.00	0.00
Pittsburgh-Beaver Valley, PA	PM _{2.5}	Nonattainment	100	0.00	0.00	-0.01	0.00	0.00	0.00	0.00	0.00	0.00	0.00	0.00
Polk County, TN	SO _x	Maintenance	100	0.00	0.00	0.00	0.00	0.00	0.00	0.00	0.00	0.00	0.00	0.00
Polson, MT	PM ₁₀	Moderate	100	0.00	0.00	0.00	0.00	0.00	0.00	0.00	0.00	0.00	0.00	0.00
Portland, ME	Ozone	Maintenance	100	0.00	0.00	0.00	0.00	0.00	0.00	0.00	0.00	0.00	0.00	0.00
Portland, OR	CO	Maintenance	100	0.00	0.00	0.00	0.00	0.00	0.00	0.00	0.00	0.00	0.00	0.00
Portneuf Valley, ID	PM ₁₀	Maintenance	100	0.00	0.00	0.00	0.00	0.00	0.00	0.00	0.00	0.00	0.00	0.00
Poughkeepsie, NY	Ozone	Moderate	50	0.00	0.00	0.00	0.00	0.00	0.00	0.00	0.00	0.00	0.00	0.00
Presque Isle, ME	PM ₁₀	Maintenance	100	0.00	0.00	0.00	0.00	0.00	0.00	0.00	0.00	0.00	0.00	0.00
Providence (entire State), RI	Ozone	Moderate	50	0.00	0.00	0.00	0.00	0.00	0.00	0.00	0.00	0.00	0.00	0.00
Provo, UT	CO	Maintenance	100	0.00	0.00	0.00	0.00	0.00	0.00	0.00	0.00	0.00	0.00	0.00
Raleigh-Durham, NC	CO	Maintenance	100	0.00	0.00	0.00	0.00	0.00	0.00	0.00	0.00	0.00	0.00	0.00
Raleigh-Durham-Chapel Hill, NC	Ozone	Maintenance	100	0.00	0.00	0.00	0.00	0.00	0.00	0.00	0.00	0.00	0.00	0.00
Ramsey County, MN	PM ₁₀	Maintenance	100	0.00	0.00	0.00	0.00	0.00	0.00	0.00	0.00	0.00	0.00	0.00
Reading, PA	Ozone	Maintenance	100	0.00	0.00	0.00	0.00	0.00	0.00	0.00	0.00	0.00	0.00	0.00
Reading, PA	PM _{2.5}	Nonattainment	100	0.00	0.00	0.00	0.00	0.00	0.00	0.00	0.00	0.00	0.00	0.00
Reno, NV	CO	Maintenance	100	0.00	0.00	0.00	0.00	0.00	0.00	0.00	0.00	0.00	0.00	0.00
Rhineland (Oneida County), WI	SO _x	Maintenance	100	0.00	0.00	0.00	0.00	0.00	0.00	0.00	0.00	0.00	0.00	0.00
Richmond-Petersburg, VA	Ozone	Maintenance	100	0.00	0.00	0.00	0.00	0.00	0.00	0.00	0.00	0.00	0.00	0.00
Rillito, AZ	PM ₁₀	Moderate	100	0.00	0.00	0.00	0.00	0.00	0.00	0.00	0.00	0.00	0.00	0.00
Riverside County (Coachella Valley), CA	Ozone	Severe	25	0.00	0.00	0.00	0.00	0.00	0.00	0.00	0.00	0.00	0.00	0.00
Roanoke, VA	Ozone	Former Subpart 1	50	0.00	0.00	0.00	0.00	0.00	0.00	0.00	0.00	0.00	0.00	0.00
Rochester (Olmsted County), MN	SO _x	Maintenance	100	0.00	0.00	0.00	0.00	0.00	0.00	0.00	0.00	0.00	0.00	0.00
Rochester, NY	Ozone	Former Subpart 1	50	0.00	0.00	0.00	0.00	0.00	0.00	0.00	0.00	0.00	0.00	0.00
Rocky Mount, NC	Ozone	Maintenance	100	0.00	0.00	0.00	0.00	0.00	0.00	0.00	0.00	0.00	0.00	0.00
Rome, GA	PM _{2.5}	Nonattainment	100	0.00	0.00	0.00	0.00	0.00	0.00	0.00	0.00	0.00	0.00	0.00
Ronan, MT	PM ₁₀	Moderate	100	0.00	0.00	0.00	0.00	0.00	0.00	0.00	0.00	0.00	0.00	0.00
Rothschild, Rib Mountain, Weston (Marathon County), WI	SO _x	Maintenance	100	0.00	0.00	0.00	0.00	0.00	0.00	0.00	0.00	0.00	0.00	0.00

Table D2-10 Emission Changes <u>a/</u> (for Cumulative Impacts) by Nonattainment Area with Alternative Standards for HD Vehicles 1,3-Butadiene 2018													
Nonattainment Area	Pollutant	Status <u>c/</u>	General Conformity Threshold <u>d/</u>	Emissions Changes for Cumulative Impacts (tons/year)									
				Alt. 1	Alt. 2	Alt. 3	Alt. 4	Alt. 6A	Alt. 5	Alt. 6 <u>b/</u>	Alt. 7	Alt. 6B	Alt. 8
				No Action	Engine Only	Class 8 Tractors	Engines & Classes 7-8 Tractors	15% below Preferred Alternative Stringency	Engines, Classes 7-8 Tractors, & Classes 2b-3	Engines, Tractors, & Classes 2b-8	Engines, Tractors, & Truck, & Trailers	20% above Preferred Alternative Stringency	Accelerated Hybrid Adoption
Sacramento County, CA	PM ₁₀	Moderate	100	0.00	0.00	0.00	0.00	0.00	0.00	0.00	0.00	0.00	0.00
Sacramento Metro, CA	Ozone	Severe	25	0.00	0.00	0.00	0.00	0.00	0.00	0.00	0.00	0.00	0.00
Sacramento, CA	CO	Maintenance	100	0.00	0.00	0.00	0.00	0.00	0.00	0.00	0.00	0.00	0.00
Salem, OR	CO	Maintenance	100	0.00	0.00	0.00	0.00	0.00	0.00	0.00	0.00	0.00	0.00
Salt Lake City, UT	CO	Maintenance	100	0.00	0.00	0.00	0.00	0.00	0.00	0.00	0.00	0.00	0.00
Salt Lake County, UT	PM ₁₀	Moderate	100	0.00	0.00	0.00	0.00	0.00	0.00	0.00	0.00	0.00	0.00
Salt Lake County, UT	SO _x	Nonattainment	100	0.00	0.00	0.00	0.00	0.00	0.00	0.00	0.00	0.00	0.00
San Antonio, TX	Ozone	Former Subpart 1	50	0.00	0.00	0.00	0.00	0.00	0.00	0.00	0.00	0.00	0.00
San Bernardino County, CA	PM ₁₀	Moderate	100	0.00	0.00	0.00	0.00	0.00	0.00	0.00	0.00	0.00	0.00
San Diego, CA	CO	Maintenance	100	0.00	0.01	-0.02	0.00	0.00	0.00	0.00	0.00	0.00	0.00
San Diego, CA	Ozone	Former Subpart 1	50	0.00	0.01	-0.02	0.00	0.00	0.00	0.00	0.00	0.00	0.00
San Francisco Bay Area, CA	Ozone	Marginal	50	0.00	-0.09	-0.20	-0.19	-0.18	-0.18	-0.19	-0.19	-0.19	-0.28
San Francisco-Oakland-San Jose, CA	CO	Maintenance	100	0.00	-0.08	-0.20	-0.19	-0.18	-0.18	-0.19	-0.19	-0.19	-0.28
San Joaquin Valley, CA	Ozone	Extreme	10	0.00	0.01	-0.03	-0.01	-0.01	-0.01	-0.01	-0.01	-0.01	-0.01
San Joaquin Valley, CA	PM ₁₀	Maintenance	100	0.00	0.01	-0.03	-0.01	-0.01	-0.01	-0.01	-0.01	-0.01	-0.01
San Joaquin Valley, CA	PM _{2.5}	Nonattainment	100	0.00	0.01	-0.03	-0.01	-0.01	-0.01	-0.01	-0.01	-0.01	-0.01
San Manuel (Pinal County), AZ	SO _x	Maintenance	100	0.00	0.00	0.00	0.00	0.00	0.00	0.00	0.00	0.00	0.00
Sanders County (part);Thompson Falls and vicinity, MT	PM ₁₀	Moderate	100	0.00	0.00	0.00	0.00	0.00	0.00	0.00	0.00	0.00	0.00
Scranton-Wilkes Barre, PA	Ozone	Maintenance	100	0.00	0.00	0.00	0.00	0.00	0.00	0.00	0.00	0.00	0.00
Seattle-Tacoma, WA	CO	Maintenance	100	0.00	0.00	-0.01	0.00	0.00	0.00	0.00	0.00	0.00	0.00
Sheboygan, WI	Ozone	Moderate	50	0.00	0.00	0.00	0.00	0.00	0.00	0.00	0.00	0.00	0.00
Sheridan, WY	PM ₁₀	Moderate	100	0.00	0.00	0.00	0.00	0.00	0.00	0.00	0.00	0.00	0.00
Shoshone County, ID	PM ₁₀	Moderate	100	0.00	0.00	0.00	0.00	0.00	0.00	0.00	0.00	0.00	0.00
Somerville, NJ	CO	Maintenance	100	0.00	0.00	0.00	0.00	0.00	0.00	0.00	0.00	0.00	0.00
South Bend-Elkhart, IN	Ozone	Maintenance	100	0.00	0.00	0.00	0.00	0.00	0.00	0.00	0.00	0.00	0.00
Southeast Chicago, IL	PM ₁₀	Maintenance	100	0.00	0.00	0.00	0.00	0.00	0.00	0.00	0.00	0.00	0.00
Spokane County, WA	PM ₁₀	Maintenance	100	0.00	0.00	0.00	0.00	0.00	0.00	0.00	0.00	0.00	0.00
Spokane, WA	CO	Maintenance	100	0.00	0.00	0.00	0.00	0.00	0.00	0.00	0.00	0.00	0.00
Springfield (western MA), MA	Ozone	Moderate	50	0.00	0.00	0.00	0.00	0.00	0.00	0.00	0.00	0.00	0.00
Springfield, MA	CO	Maintenance	100	0.00	0.00	0.00	0.00	0.00	0.00	0.00	0.00	0.00	0.00
St Louis, MO	CO	Maintenance	100	0.00	0.00	0.00	0.00	0.00	0.00	0.00	0.00	0.00	0.00
St Louis, MO-IL	Ozone	Moderate	50	0.00	0.00	-0.01	0.00	0.00	0.00	0.00	0.00	0.00	0.00
St. Louis, MO-IL	PM _{2.5}	Nonattainment	100	0.00	0.00	-0.01	0.00	0.00	0.00	0.00	0.00	0.00	0.00
State College, PA	Ozone	Maintenance	100	0.00	0.00	0.00	0.00	0.00	0.00	0.00	0.00	0.00	0.00
Steamboat Springs, CO	PM ₁₀	Maintenance	100	0.00	0.00	0.00	0.00	0.00	0.00	0.00	0.00	0.00	0.00
Steubenville & Mingo Junction, OH	SO _x	Maintenance	100	0.00	0.00	0.00	0.00	0.00	0.00	0.00	0.00	0.00	0.00
Steubenville-Weirton, OH-WV	Ozone	Maintenance	100	0.00	0.00	0.00	0.00	0.00	0.00	0.00	0.00	0.00	0.00
Steubenville-Weirton, OH-WV	PM _{2.5}	Nonattainment	100	0.00	0.00	0.00	0.00	0.00	0.00	0.00	0.00	0.00	0.00
Stockton, CA	CO	Maintenance	100	0.00	0.00	0.00	0.00	0.00	0.00	0.00	0.00	0.00	0.00
Sutter County (Sutter Buttes), CA	Ozone	Former Subpart 1	50	0.00	0.00	0.00	0.00	0.00	0.00	0.00	0.00	0.00	0.00
Syracuse, NY	CO	Maintenance	100	0.00	0.00	0.00	0.00	0.00	0.00	0.00	0.00	0.00	0.00
Telluride, CO	PM ₁₀	Maintenance	100	0.00	0.00	0.00	0.00	0.00	0.00	0.00	0.00	0.00	0.00
Terre Haute, IN	Ozone	Maintenance	100	0.00	0.00	0.00	0.00	0.00	0.00	0.00	0.00	0.00	0.00

Table D2-10 Emission Changes ^{a/} (for Cumulative Impacts) by Nonattainment Area with Alternative Standards for HD Vehicles 1,3-Butadiene 2018													
Nonattainment Area	Pollutant	Status ^{c/}	General Conformity Threshold ^{d/}	Emissions Changes for Cumulative Impacts (tons/year)									
				Alt. 1	Alt. 2	Alt. 3	Alt. 4	Alt. 6A	Alt. 5	Alt. 6 ^{b/}	Alt. 7	Alt. 6B	Alt. 8
				No Action	Engine Only	Class 8 Tractors	Engines & Classes 7-8 Tractors	15% below Preferred Alternative Stringency	Engines, Classes 7-8 Tractors, & Classes 2b-3	Engines, Tractors, & Classes 2b-8	Engines, Tractors, & Trucks, & Trailers	20% above Preferred Alternative Stringency	Accelerated Hybrid Adoption
Tioga County, PA	Ozone	Maintenance	100	0.00	0.00	0.00	0.00	0.00	0.00	0.00	0.00	0.00	0.00
Toledo, OH	Ozone	Maintenance	100	0.00	0.00	0.00	0.00	0.00	0.00	0.00	0.00	0.00	0.00
Toms River, NJ	CO	Maintenance	100	0.00	0.00	0.00	0.00	0.00	0.00	0.00	0.00	0.00	0.00
Tooele County, UT	SO _x	Nonattainment	100	0.00	0.00	0.00	0.00	0.00	0.00	0.00	0.00	0.00	0.00
Trenton, NJ	CO	Maintenance	100	0.00	0.00	0.00	0.00	0.00	0.00	0.00	0.00	0.00	0.00
Trona, CA	PM ₁₀	Moderate	100	0.00	0.00	0.00	0.00	0.00	0.00	0.00	0.00	0.00	0.00
Tucson, AZ	CO	Maintenance	100	0.00	0.00	0.00	0.00	0.00	0.00	0.00	0.00	0.00	0.00
Utah County, UT	PM ₁₀	Moderate	100	0.00	0.00	0.00	0.00	0.00	0.00	0.00	0.00	0.00	0.00
Vancouver, WA	CO	Maintenance	100	0.00	0.00	0.00	0.00	0.00	0.00	0.00	0.00	0.00	0.00
Ventura County, CA	Ozone	Serious	50	0.00	0.00	0.00	0.00	0.00	0.00	0.00	0.00	0.00	0.00
Vermillion County, IN	PM ₁₀	Maintenance	100	0.00	0.00	0.00	0.00	0.00	0.00	0.00	0.00	0.00	0.00
Vigo County, IN	SO _x	Maintenance	100	0.00	0.00	0.00	0.00	0.00	0.00	0.00	0.00	0.00	0.00
Wallula, WA	PM ₁₀	Maintenance	100	0.00	0.00	0.00	0.00	0.00	0.00	0.00	0.00	0.00	0.00
Waltham, MA	CO	Maintenance	100	0.00	0.00	0.00	0.00	0.00	0.00	0.00	0.00	0.00	0.00
Warren County, NJ	SO _x	Maintenance	100	0.00	0.00	0.00	0.00	0.00	0.00	0.00	0.00	0.00	0.00
Warren County, PA	SO _x	Nonattainment	100	0.00	0.00	0.00	0.00	0.00	0.00	0.00	0.00	0.00	0.00
Washington County (Hagerstown), MD	Ozone	Former Subpart 1	50	0.00	0.00	0.00	0.00	0.00	0.00	0.00	0.00	0.00	0.00
Washington, DC-MD-VA	CO	Maintenance	100	0.00	0.01	-0.02	-0.01	0.00	0.00	0.00	0.00	0.00	0.00
Washington, DC-MD-VA	Ozone	Moderate	50	0.00	0.01	-0.02	-0.01	0.00	0.00	0.00	0.00	0.00	0.00
Washington, DC-MD-VA	PM _{2.5}	Nonattainment	100	0.00	0.01	-0.02	-0.01	0.00	0.00	0.00	0.00	0.00	0.00
Washoe County, NV	PM ₁₀	Serious	70	0.00	0.00	0.00	0.00	0.00	0.00	0.00	0.00	0.00	0.00
Waterford Township (Washington County), OH	SO _x	Maintenance	100	0.00	0.00	0.00	0.00	0.00	0.00	0.00	0.00	0.00	0.00
Wayne County, IN	SO _x	Maintenance	100	0.00	0.00	0.00	0.00	0.00	0.00	0.00	0.00	0.00	0.00
Wayne County, MI	PM ₁₀	Maintenance	100	0.00	0.00	0.00	0.00	0.00	0.00	0.00	0.00	0.00	0.00
Weirton, WV	PM ₁₀	Maintenance	100	0.00	0.00	0.00	0.00	0.00	0.00	0.00	0.00	0.00	0.00
Weirton, WV	SO _x	Maintenance	100	0.00	0.00	0.00	0.00	0.00	0.00	0.00	0.00	0.00	0.00
Wheeling, WV-OH	Ozone	Maintenance	100	0.00	0.00	0.00	0.00	0.00	0.00	0.00	0.00	0.00	0.00
Wheeling, WV-OH	PM _{2.5}	Nonattainment	100	0.00	0.00	0.00	0.00	0.00	0.00	0.00	0.00	0.00	0.00
Winston-Salem, NC	CO	Maintenance	100	0.00	0.00	0.00	0.00	0.00	0.00	0.00	0.00	0.00	0.00
Worcester, MA	CO	Maintenance	100	0.00	0.00	0.00	0.00	0.00	0.00	0.00	0.00	0.00	0.00
Yakima County, WA	PM ₁₀	Maintenance	100	0.00	0.00	0.00	0.00	0.00	0.00	0.00	0.00	0.00	0.00
Yakima, WA	CO	Maintenance	100	0.00	0.00	0.00	0.00	0.00	0.00	0.00	0.00	0.00	0.00
York, PA	Ozone	Maintenance	100	0.00	0.00	0.00	0.00	0.00	0.00	0.00	0.00	0.00	0.00
York, PA	PM _{2.5}	Nonattainment	100	0.00	0.00	0.00	0.00	0.00	0.00	0.00	0.00	0.00	0.00
Youngstown-Warren-Sharon, OH-PA	Ozone	Maintenance	100	0.00	0.00	0.00	0.00	0.00	0.00	0.00	0.00	0.00	0.00
Yuma, AZ	PM ₁₀	Moderate	100	0.00	0.00	0.00	0.00	0.00	0.00	0.00	0.00	0.00	0.00

^{a/} Negative emissions changes indicate reductions; positive emissions changes are increases. Values of less than 0.005 tons/year are rounded to zero.

^{b/} Preferred Alternative

^{c/} Pollutants for which the area is designated nonattainment or maintenance as of 2010. Source: 40 CFR 81.

^{d/} Emissions thresholds in tons/year of: CO in CO maintenance and nonattainment areas; VOC or NO_x in ozone maintenance and nonattainment areas; primary PM_{2.5} in PM_{2.5} maintenance and nonattainment areas; primary PM₁₀ in PM₁₀ maintenance and nonattainment areas; and SO₂ in SO₂ maintenance and nonattainment areas. Source: 40 CFR § 93.153. These thresholds are provided for information only; a general conformity determination is not required for the proposed actions. (See section 3.3.1.)

Source: EPA (U.S. Environmental Protection Agency). 2010. The Green Book Nonattainment Areas. Washington, District of Columbia. Last Revised: June 16, 2010. U.S. Environmental Protection Agency. Available: <http://www.epa.gov/oaqps001/greenbk/>. Accessed: August 6, 2010.

Table D2-11 Emission Changes <u>a/</u> (for Cumulative Impacts) by Nonattainment Area with Alternative Standards for HD Vehicles 1,3-Butadiene 2030														
Nonattainment Area	Pollutant	Status <u>c/</u>	General Conformity Threshold <u>d/</u>	Emissions Changes for Cumulative Impacts (tons/year)										
				Alt. 1	Alt. 2	Alt. 3	Alt. 4	Alt. 6A	Alt. 5	Alt. 6 <u>b/</u>	Alt. 7	Alt. 6B	Alt. 8	
				No Action	Engine Only	Class 8 Tractors	Engines & Classes 7-8 Tractors	15% below Preferred Alternative Stringency	Engines, Classes 7-8 Tractors, & Classes 2b-3	Engines, Tractors, & Classes 2b-8	Engines, Tractors, & Truck, & Trailers	20% above Preferred Alternative Stringency	Accelerated Hybrid Adoption	
Addison Township (Gallia County), OH	SO _x	Maintenance	100	0.00	0.00	0.00	0.00	0.00	0.00	0.00	0.00	0.00	0.00	0.00
Ajo (Pima County), AZ	PM ₁₀	Moderate	100	0.00	0.00	0.00	0.00	0.00	0.00	0.00	0.00	0.00	0.00	0.00
Ajo (Pima County), AZ	SO _x	Maintenance	100	0.00	0.00	0.00	0.00	0.00	0.00	0.00	0.00	0.00	0.00	0.00
Albany-Schenectady-Troy, NY	Ozone	Former Subpart 1	50	0.00	0.00	0.00	0.00	0.00	0.00	0.00	0.00	0.00	0.00	0.01
Albuquerque, NM	CO	Maintenance	100	0.00	0.00	0.00	0.00	0.00	0.00	0.00	0.00	0.00	0.00	0.01
Allegan County, MI	Ozone	Former Subpart 1	50	0.00	0.00	0.00	0.00	0.00	0.00	0.00	0.00	0.00	0.00	0.00
Allentown-Bethlehem-Easton, PA	Ozone	Maintenance	100	0.00	0.00	0.00	0.00	0.00	0.00	0.00	0.00	0.00	0.00	0.01
Altoona, PA	Ozone	Maintenance	100	0.00	0.00	0.00	0.00	0.00	0.00	0.00	0.00	0.00	0.00	0.00
Amador and Calaveras Counties (Central Mountain), CA	Ozone	Former Subpart 1	50	0.00	0.00	0.00	0.00	0.00	0.00	0.00	0.00	0.00	0.00	0.00
Anchorage, AK	CO	Maintenance	100	0.00	0.00	0.00	0.00	0.00	0.00	0.00	0.00	0.00	0.00	0.00
Anthony, NM	PM ₁₀	Moderate	100	0.00	0.00	0.00	0.00	0.00	0.00	0.00	0.00	0.00	0.00	0.00
Armstrong County, PA	SO _x	Nonattainment	100	0.00	0.00	0.00	0.00	0.00	0.00	0.00	0.00	0.00	0.00	0.00
Aspen, CO	PM ₁₀	Maintenance	100	0.00	0.00	0.00	0.00	0.00	0.00	0.00	0.00	0.00	0.00	0.00
Atlanta, GA	Ozone	Moderate	50	0.00	0.10	-0.06	0.05	0.07	0.08	0.07	0.08	0.08	0.09	0.14
Atlanta, GA	PM _{2.5}	Nonattainment	100	0.00	0.10	-0.06	0.05	0.07	0.08	0.07	0.08	0.09	0.09	0.14
Atlantic City, NJ	CO	Maintenance	100	0.00	0.00	0.00	0.00	0.00	0.00	0.00	0.00	0.00	0.00	0.00
Bakersfield, CA	CO	Maintenance	100	0.00	0.00	0.00	0.00	0.00	0.00	0.00	0.00	0.00	0.00	0.00
Baltimore, MD	CO	Maintenance	100	0.00	0.02	-0.01	0.01	0.01	0.02	0.02	0.02	0.02	0.02	0.03
Baltimore, MD	Ozone	Moderate	50	0.00	0.02	-0.01	0.01	0.01	0.02	0.02	0.02	0.02	0.02	0.03
Baltimore, MD	PM _{2.5}	Nonattainment	100	0.00	0.02	-0.01	0.01	0.01	0.02	0.02	0.02	0.02	0.02	0.03
Baton Rouge, LA	Ozone	Moderate	50	0.00	0.01	0.00	0.00	0.00	0.00	0.00	0.00	0.00	0.00	0.01
Beaumont-Port Arthur, TX	Ozone	Moderate	50	0.00	0.00	0.00	0.00	0.00	0.00	0.00	0.00	0.00	0.00	0.00
Benton County, TN	SO _x	Maintenance	100	0.00	0.00	0.00	0.00	0.00	0.00	0.00	0.00	0.00	0.00	0.00
Benton Harbor, MI	Ozone	Maintenance	100	0.00	0.00	0.00	0.00	0.00	0.00	0.00	0.00	0.00	0.00	0.00
Benzie County, MI	Ozone	Maintenance	100	0.00	0.00	0.00	0.00	0.00	0.00	0.00	0.00	0.00	0.00	0.00
Berkeley and Jefferson Counties, WV	Ozone	Maintenance	100	0.00	0.00	0.00	0.00	0.00	0.00	0.00	0.00	0.00	0.00	0.00
Billings, MT	CO	Maintenance	100	0.00	0.00	0.00	0.00	0.00	0.00	0.00	0.00	0.00	0.00	0.00
Birmingham, AL	Ozone	Maintenance	100	0.00	0.01	-0.01	0.01	0.01	0.01	0.01	0.01	0.01	0.01	0.02
Birmingham, AL	PM _{2.5}	Nonattainment	100	0.00	0.01	-0.01	0.01	0.01	0.01	0.01	0.01	0.01	0.01	0.02
Boise-Northern Ada County, ID	CO	Maintenance	100	0.00	0.00	0.00	0.00	0.00	0.00	0.00	0.00	0.00	0.00	0.01
Boise-Northern Ada County, ID	PM ₁₀	Maintenance	100	0.00	0.00	0.00	0.00	0.00	0.00	0.00	0.00	0.00	0.00	0.01
Bonner County (Sandpoint), ID	PM ₁₀	Moderate	100	0.00	0.00	0.00	0.00	0.00	0.00	0.00	0.00	0.00	0.00	0.00
Boston, MA	CO	Maintenance	100	0.00	0.00	0.00	0.00	0.00	0.00	0.00	0.00	0.00	0.00	0.01
Boston-Lawrence-Worcester (eastern MA), MA	Ozone	Moderate	50	0.00	0.03	-0.02	0.01	0.02	0.02	0.02	0.02	0.02	0.02	0.04
Boston-Manchester-Portsmouth (southeast NH), NH	Ozone	Moderate	50	0.00	0.00	0.00	0.00	0.00	0.00	0.00	0.00	0.00	0.00	0.01
Boyd County (part), KY	SO _x	Maintenance	100	0.00	0.00	0.00	0.00	0.00	0.00	0.00	0.00	0.00	0.00	0.00
Buffalo-Niagara Falls, NY	Ozone	Former Subpart 1	50	0.00	0.00	0.00	0.00	0.00	0.00	0.00	0.00	0.00	0.00	0.01
Burlington, NJ	CO	Maintenance	100	0.00	0.00	0.00	0.00	0.00	0.00	0.00	0.00	0.00	0.00	0.00
Butte, MT	PM ₁₀	Moderate	100	0.00	0.00	0.00	0.00	0.00	0.00	0.00	0.00	0.00	0.00	0.00
Canon City, CO	PM ₁₀	Maintenance	100	0.00	0.00	0.00	0.00	0.00	0.00	0.00	0.00	0.00	0.00	0.00
Canton-Massillon, OH	Ozone	Maintenance	100	0.00	0.00	0.00	0.00	0.00	0.00	0.00	0.00	0.00	0.00	0.01
Canton-Massillon, OH	PM _{2.5}	Nonattainment	100	0.00	0.00	0.00	0.00	0.00	0.00	0.00	0.00	0.00	0.00	0.01
Case County, MI	Ozone	Maintenance	100	0.00	0.00	0.00	0.00	0.00	0.00	0.00	0.00	0.00	0.00	0.00

Table D2-11 Emission Changes <u>a/</u> (for Cumulative Impacts) by Nonattainment Area with Alternative Standards for HD Vehicles 1,3-Butadiene 2030														
Nonattainment Area	Pollutant	Status <u>c/</u>	General Conformity Threshold <u>d/</u>	Emissions Changes for Cumulative Impacts (tons/year)										
				Alt. 1	Alt. 2	Alt. 3	Alt. 4	Alt. 6A	Alt. 5	Alt. 6 <u>b/</u>	Alt. 7	Alt. 6B	Alt. 8	
				No Action	Engine Only	Class 8 Tractors	Engines & Classes 7-8 Tractors	15% below Preferred Alternative Stringency	Engines, Classes 7-8 Tractors, & Classes 2b-3	Engines, Tractors, & Classes 2b-8	Engines, Tractors, & Truckers, Trailers	20% above Preferred Alternative Stringency	Accelerated Hybrid Adoption	
Center Township (Morgan County), OH	SO _x	Maintenance	100	0.00	0.00	0.00	0.00	0.00	0.00	0.00	0.00	0.00	0.00	0.00
Central Steptoe Valley (White Pine County), NV	SO _x	Maintenance	100	0.00	0.00	0.00	0.00	0.00	0.00	0.00	0.00	0.00	0.00	0.00
Charleston, WV	Ozone	Maintenance	100	0.00	0.01	0.00	0.00	0.00	0.00	0.00	0.00	0.00	0.00	0.01
Charleston, WV	PM _{2.5}	Nonattainment	100	0.00	0.01	0.00	0.00	0.00	0.00	0.00	0.00	0.00	0.00	0.01
Charlotte, NC	CO	Maintenance	100	0.00	0.01	0.00	0.00	0.00	0.00	0.00	0.00	0.00	0.00	0.01
Charlotte-Gastonia-Rock Hill, NC-SC	Ozone	Moderate	50	0.00	0.01	-0.01	0.01	0.01	0.01	0.01	0.01	0.01	0.01	0.02
Chattanooga, TN-GA-AL	PM _{2.5}	Nonattainment	100	0.00	0.00	0.00	0.00	0.00	0.00	0.00	0.00	0.00	0.00	0.01
Chattanooga, TN-GA	Ozone	Former Subpart 1	50	0.00	0.00	0.00	0.00	0.00	0.00	0.00	0.00	0.00	0.00	0.01
Chicago-Gary-Lake County, IL-IN	Ozone	Moderate	50	0.00	0.13	-0.08	0.07	0.09	0.10	0.10	0.10	0.10	0.11	0.18
Chicago-Gary-Lake County, IL-IN	PM _{2.5}	Nonattainment	100	0.00	0.13	-0.08	0.07	0.09	0.10	0.10	0.10	0.10	0.11	0.18
Chico, CA	CO	Maintenance	100	0.00	0.00	0.00	0.00	0.00	0.00	0.00	0.00	0.00	0.00	0.00
Chico, CA	Ozone	Former Subpart 1	50	0.00	0.00	0.00	0.00	0.00	0.00	0.00	0.00	0.00	0.00	0.00
Cincinnati-Hamilton, OH-KY-IN	Ozone	Former Subpart 1	50	0.00	0.03	-0.02	0.02	0.02	0.02	0.02	0.02	0.02	0.03	0.04
Cincinnati-Hamilton, OH-KY-IN	PM _{2.5}	Nonattainment	100	0.00	0.03	-0.02	0.02	0.02	0.02	0.02	0.02	0.02	0.03	0.04
Clairton & 4 Boroughs, PA	PM ₁₀	Maintenance	100	0.00	0.00	0.00	0.00	0.00	0.00	0.00	0.00	0.00	0.00	0.00
Clark County, NV	PM ₁₀	Serious	70	0.00	0.00	0.00	0.00	0.00	0.00	0.00	0.00	0.00	0.00	0.00
Clarksville-Hopkinsville, TN-KY	Ozone	Maintenance	100	0.00	0.00	0.00	0.00	0.00	0.00	0.00	0.00	0.00	0.00	0.00
Clearfield and Indiana Counties, PA	Ozone	Maintenance	100	0.00	0.00	0.00	0.00	0.00	0.00	0.00	0.00	0.00	0.00	0.00
Cleveland, OH	CO	Maintenance	100	0.00	0.01	0.00	0.00	0.00	0.00	0.01	0.00	0.00	0.01	0.01
Cleveland-Akron-Lorain, OH	Ozone	Maintenance	100	0.00	0.04	-0.02	0.02	0.03	0.03	0.03	0.03	0.03	0.03	0.06
Cleveland-Akron-Lorain, OH	PM _{2.5}	Nonattainment	100	0.00	0.04	-0.02	0.02	0.03	0.03	0.03	0.03	0.03	0.03	0.06
Coachella Valley, CA	PM ₁₀	Serious	70	0.00	0.00	0.00	0.00	0.00	0.00	0.00	0.00	0.00	0.00	0.00
Colbert County, AL	SO _x	Maintenance	100	0.00	0.00	0.00	0.00	0.00	0.00	0.00	0.00	0.00	0.00	0.00
Colorado Springs, CO	CO	Maintenance	100	0.00	0.00	0.00	0.00	0.00	0.00	0.00	0.00	0.00	0.00	0.00
Columbia Falls, MT	PM ₁₀	Moderate	100	0.00	0.00	0.00	0.00	0.00	0.00	0.00	0.00	0.00	0.00	0.00
Columbia, SC	Ozone	Former Subpart 1	50	0.00	0.01	0.00	0.00	0.00	0.00	0.00	0.00	0.00	0.00	0.01
Columbus, OH	Ozone	Maintenance	100	0.00	0.03	-0.02	0.01	0.02	0.02	0.02	0.02	0.02	0.02	0.04
Columbus, OH	PM _{2.5}	Nonattainment	100	0.00	0.03	-0.02	0.01	0.02	0.02	0.02	0.02	0.02	0.02	0.04
Conewango Township (Warren County), PA	SO _x	Maintenance	100	0.00	0.00	0.00	0.00	0.00	0.00	0.00	0.00	0.00	0.00	0.00
Coso Junction, CA	PM ₁₀	Moderate	100	0.00	0.00	0.00	0.00	0.00	0.00	0.00	0.00	0.00	0.00	0.00
Cuyahoga County, OH	PM ₁₀	Maintenance	100	0.00	0.01	-0.01	0.01	0.01	0.01	0.01	0.01	0.01	0.01	0.02
Cuyahoga County, OH	SO _x	Maintenance	100	0.00	0.01	-0.01	0.01	0.01	0.01	0.01	0.01	0.01	0.01	0.02
Dallas-Fort Worth, TX	Ozone	Moderate	50	0.00	0.03	-0.02	0.02	0.02	0.02	0.02	0.02	0.02	0.03	0.04
Dayton-Springfield, OH	Ozone	Maintenance	100	0.00	0.01	-0.01	0.01	0.01	0.01	0.01	0.01	0.01	0.01	0.02
Dayton-Springfield, OH	PM _{2.5}	Nonattainment	100	0.00	0.01	-0.01	0.01	0.01	0.01	0.01	0.01	0.01	0.01	0.02
Denver Metro, CO	PM ₁₀	Maintenance	100	0.00	0.01	-0.01	0.01	0.01	0.01	0.01	0.01	0.01	0.01	0.02
Denver-Boulder, CO	CO	Maintenance	100	0.00	0.01	-0.01	0.01	0.01	0.01	0.01	0.01	0.01	0.01	0.02
Denver-Boulder-Greeley-Fort Collins-Loveland, CO	Ozone	Former Subpart 1	50	0.00	0.02	-0.01	0.01	0.01	0.01	0.01	0.01	0.01	0.02	0.03
Detroit, MI	CO	Maintenance	100	0.00	0.02	-0.01	0.01	0.01	0.01	0.01	0.01	0.01	0.01	0.02
Detroit-Ann Arbor, MI	Ozone	Maintenance	100	0.00	0.10	-0.06	0.05	0.07	0.08	0.07	0.07	0.07	0.08	0.14
Detroit-Ann Arbor, MI	PM _{2.5}	Nonattainment	100	0.00	0.10	-0.06	0.05	0.07	0.08	0.07	0.07	0.07	0.08	0.14
Door County, WI	Ozone	Former Subpart 1	50	0.00	0.00	0.00	0.00	0.00	0.00	0.00	0.00	0.00	0.00	0.00
Douglas (Cochise County), AZ	PM ₁₀	Moderate	100	0.00	0.00	0.00	0.00	0.00	0.00	0.00	0.00	0.00	0.00	0.00

Table D2-11 Emission Changes <u>a/</u> (for Cumulative Impacts) by Nonattainment Area with Alternative Standards for HD Vehicles 1,3-Butadiene 2030													
Nonattainment Area	Pollutant	Status <u>c/</u>	General Conformity Threshold <u>d/</u>	Emissions Changes for Cumulative Impacts (tons/year)									
				Alt. 1	Alt. 2	Alt. 3	Alt. 4	Alt. 6A	Alt. 5	Alt. 6 <u>b/</u>	Alt. 7	Alt. 6B	Alt. 8
				No Action	Engine Only	Class 8 Tractors	Engines & Classes 7-8 Tractors	15% below Preferred Alternative Stringency	Engines, Classes 7-8 Tractors, & Classes 2b-3	Engines, Tractors, & Classes 2b-8	Engines, Tractors, & Truck, & Trailers	20% above Preferred Alternative Stringency	Accelerated Hybrid Adoption
Douglas (Cochise County), AZ	SO _x	Maintenance	100	0.00	0.00	0.00	0.00	0.00	0.00	0.00	0.00	0.00	0.00
Duluth, MN	CO	Maintenance	100	0.00	0.00	0.00	0.00	0.00	0.00	0.00	0.00	0.00	0.00
Eagle River, AK	PM ₁₀	Moderate	100	0.00	0.00	0.00	0.00	0.00	0.00	0.00	0.00	0.00	0.00
East Chicago, IN	CO	Maintenance	100	0.00	0.00	0.00	0.00	0.00	0.00	0.00	0.00	0.00	0.00
East Chicago, IN	PM ₁₀	Maintenance	100	0.00	0.00	0.00	0.00	0.00	0.00	0.00	0.00	0.00	0.00
East Helena Area (Lewis and Clark County), MT	SO _x	Nonattainment	100	0.00	0.00	0.00	0.00	0.00	0.00	0.00	0.00	0.00	0.00
El Paso County, TX	PM ₁₀	Moderate	100	0.00	0.00	0.00	0.00	0.00	0.00	0.00	0.00	0.00	0.00
El Paso, TX	CO	Maintenance	100	0.00	0.00	0.00	0.00	0.00	0.00	0.00	0.00	0.00	0.00
Erie, PA	Ozone	Maintenance	100	0.00	0.00	0.00	0.00	0.00	0.00	0.00	0.00	0.00	0.00
Essex County (Whiteface Mountain), NY	Ozone	Former Subpart 1	50	0.00	0.00	0.00	0.00	0.00	0.00	0.00	0.00	0.00	0.00
Eugene-Springfield, OR	CO	Maintenance	100	0.00	0.00	0.00	0.00	0.00	0.00	0.00	0.00	0.00	0.00
Eugene-Springfield, OR	PM ₁₀	Moderate	100	0.00	0.00	0.00	0.00	0.00	0.00	0.00	0.00	0.00	0.00
Evansville, IN	Ozone	Maintenance	100	0.00	0.01	0.00	0.00	0.00	0.00	0.00	0.00	0.00	0.01
Evansville, IN	PM _{2.5}	Nonattainment	100	0.00	0.01	0.00	0.00	0.00	0.00	0.00	0.00	0.00	0.01
Fairbanks, AK	CO	Maintenance	100	0.00	0.00	0.00	0.00	0.00	0.00	0.00	0.00	0.00	0.00
Fayetteville, NC	Ozone	Former Subpart 1	50	0.00	0.00	0.00	0.00	0.00	0.00	0.00	0.00	0.00	0.00
Flathead County; Whitefish and vicinity, MT	PM ₁₀	Moderate	100	0.00	0.00	0.00	0.00	0.00	0.00	0.00	0.00	0.00	0.00
Flint, MI	Ozone	Maintenance	100	0.00	0.01	0.00	0.00	0.00	0.00	0.00	0.00	0.00	0.01
Follansbee, WV	PM ₁₀	Maintenance	100	0.00	0.00	0.00	0.00	0.00	0.00	0.00	0.00	0.00	0.00
Fort Collins, CO	CO	Maintenance	100	0.00	0.00	0.00	0.00	0.00	0.00	0.00	0.00	0.00	0.00
Fort Hall Reservation, ID	PM ₁₀	Moderate	100	0.00	0.00	0.00	0.00	0.00	0.00	0.00	0.00	0.00	0.00
Fort Wayne, IN	Ozone	Maintenance	100	0.00	0.00	0.00	0.00	0.00	0.00	0.00	0.00	0.00	0.00
Franklin County, PA	Ozone	Maintenance	100	0.00	0.00	0.00	0.00	0.00	0.00	0.00	0.00	0.00	0.00
Franklin Township (Coshocton County), OH	SO _x	Maintenance	100	0.00	0.00	0.00	0.00	0.00	0.00	0.00	0.00	0.00	0.00
Frederick County, VA	Ozone	Former Subpart 1	50	0.00	0.00	0.00	0.00	0.00	0.00	0.00	0.00	0.00	0.00
Fredericksburg, VA	Ozone	Maintenance	100	0.00	0.00	0.00	0.00	0.00	0.00	0.00	0.00	0.00	0.00
Freehold, NJ	CO	Maintenance	100	0.00	0.00	0.00	0.00	0.00	0.00	0.00	0.00	0.00	0.00
Fresno, CA	CO	Maintenance	100	0.00	0.00	0.00	0.00	0.00	0.00	0.00	0.00	0.00	0.00
Grand Rapids, MI	Ozone	Maintenance	100	0.00	0.01	-0.01	0.00	0.01	0.01	0.01	0.01	0.01	0.01
Granite City, Nameoki Townships, IL	PM ₁₀	Maintenance	100	0.00	0.00	0.00	0.00	0.00	0.00	0.00	0.00	0.00	0.00
Grant County, NM	SO _x	Maintenance	100	0.00	0.00	0.00	0.00	0.00	0.00	0.00	0.00	0.00	0.00
Grants Pass, OR	CO	Maintenance	100	0.00	0.00	0.00	0.00	0.00	0.00	0.00	0.00	0.00	0.00
Grants Pass, OR	PM ₁₀	Maintenance	100	0.00	0.00	0.00	0.00	0.00	0.00	0.00	0.00	0.00	0.00
Great Falls, MT	CO	Maintenance	100	0.00	0.00	0.00	0.00	0.00	0.00	0.00	0.00	0.00	0.00
Greater Connecticut, CT	Ozone	Moderate	50	0.00	0.01	0.00	0.00	0.00	0.00	0.00	0.00	0.00	0.01
Greeley, CO	CO	Maintenance	100	0.00	0.00	0.00	0.00	0.00	0.00	0.00	0.00	0.00	0.00
Green Bay, WI	SO _x	Maintenance	100	0.00	0.00	0.00	0.00	0.00	0.00	0.00	0.00	0.00	0.00
Greene County, IN	Ozone	Maintenance	100	0.00	0.00	0.00	0.00	0.00	0.00	0.00	0.00	0.00	0.00
Greene County, PA	Ozone	Maintenance	100	0.00	0.00	0.00	0.00	0.00	0.00	0.00	0.00	0.00	0.00
Greensboro-Winston Salem-High Point, NC	Ozone	Marginal	50	0.00	0.02	-0.01	0.01	0.01	0.01	0.01	0.01	0.01	0.02
Greensboro-Winston salem-High Point, NC	PM _{2.5}	Nonattainment	100	0.00	0.02	-0.01	0.01	0.01	0.01	0.01	0.01	0.01	0.02
Greenville-Spartanburg-Anderson, SC	Ozone	Former Subpart 1	50	0.00	0.01	0.00	0.00	0.01	0.01	0.01	0.01	0.01	0.01
Groveland Township (Tazewell County), IL	SO _x	Maintenance	100	0.00	0.00	0.00	0.00	0.00	0.00	0.00	0.00	0.00	0.00

Table D2-11 Emission Changes <u>a/</u> (for Cumulative Impacts) by Nonattainment Area with Alternative Standards for HD Vehicles 1,3-Butadiene 2030														
Nonattainment Area	Pollutant	Status <u>c/</u>	General Conformity Threshold <u>d/</u>	Emissions Changes for Cumulative Impacts (tons/year)										
				Alt. 1	Alt. 2	Alt. 3	Alt. 4	Alt. 6A	Alt. 5	Alt. 6 <u>b/</u>	Alt. 7	Alt. 6B	Alt. 8	
				No Action	Engine Only	Class 8 Tractors	Engines & Classes 7-8 Tractors	15% below Preferred Alternative Stringency	Engines, Classes 7-8 Tractors, & Classes 2b-3	Engines, Tractors, & Classes 2b-8	Engines, Tractors, & Truck, & Trailers	20% above Preferred Alternative Stringency	Accelerated Hybrid Adoption	
Hancock-Knox-Lincoln-Waldo Counties, ME	Ozone	Maintenance	100	0.00	0.00	0.00	0.00	0.00	0.00	0.00	0.00	0.00	0.00	0.00
Harrisburg-Lebanon-Carlisle, PA	Ozone	Maintenance	100	0.00	0.02	-0.01	0.01	0.01	0.01	0.01	0.01	0.01	0.01	0.02
Harrisburg-Lebanon-Carlisle, PA	PM _{2.5}	Nonattainment	100	0.00	0.02	-0.01	0.01	0.01	0.01	0.01	0.01	0.01	0.01	0.02
Hartford-New Britain-Middletown, CT	CO	Maintenance	100	0.00	0.00	0.00	0.00	0.00	0.00	0.00	0.00	0.00	0.00	0.01
Hayden (Pinal County), AZ	SO _x	Nonattainment	100	0.00	0.00	0.00	0.00	0.00	0.00	0.00	0.00	0.00	0.00	0.00
Hayden/Miami, AZ	PM ₁₀	Moderate	100	0.00	0.00	0.00	0.00	0.00	0.00	0.00	0.00	0.00	0.00	0.00
Haywood and Swain Counties (Great Smoky Mountain NP), NC	Ozone	Maintenance	100	0.00	0.00	0.00	0.00	0.00	0.00	0.00	0.00	0.00	0.00	0.00
Hazelwood, PA	SO _x	Maintenance	100	0.00	0.00	0.00	0.00	0.00	0.00	0.00	0.00	0.00	0.00	0.00
Hickory, NC	PM _{2.5}	Nonattainment	100	0.00	0.00	0.00	0.00	0.00	0.00	0.00	0.00	0.00	0.00	0.00
Hickory-Morgantown-Lenoir, NC	Ozone	Former Subpart 1	50	0.00	0.00	0.00	0.00	0.00	0.00	0.00	0.00	0.00	0.00	0.00
Hollis Township, IL	SO _x	Maintenance	100	0.00	0.00	0.00	0.00	0.00	0.00	0.00	0.00	0.00	0.00	0.00
Houston-Galveston-Brazoria, TX	Ozone	Severe	25	0.00	0.03	-0.02	0.02	0.02	0.02	0.02	0.02	0.02	0.03	0.04
Humphreys County, TN	SO _x	Maintenance	100	0.00	0.00	0.00	0.00	0.00	0.00	0.00	0.00	0.00	0.00	0.00
Huntington-Ashland, WV-KY-OH	PM _{2.5}	Nonattainment	100	0.00	0.00	0.00	0.00	0.00	0.00	0.00	0.00	0.00	0.00	0.00
Huntington-Ashland, WV-KY	Ozone	Maintenance	100	0.00	0.00	0.00	0.00	0.00	0.00	0.00	0.00	0.00	0.00	0.00
Huron County, MI	Ozone	Maintenance	100	0.00	0.00	0.00	0.00	0.00	0.00	0.00	0.00	0.00	0.00	0.00
Imperial County, CA	Ozone	Moderate	50	0.00	0.00	0.00	0.00	0.00	0.00	0.00	0.00	0.00	0.00	0.00
Imperial Valley, CA	PM ₁₀	Serious	70	0.00	0.00	0.00	0.00	0.00	0.00	0.00	0.00	0.00	0.00	0.00
Indian Wells, CA	PM ₁₀	Maintenance	100	0.00	0.00	0.00	0.00	0.00	0.00	0.00	0.00	0.00	0.00	0.00
Indianapolis, IN	CO	Maintenance	100	0.00	0.03	-0.02	0.02	0.02	0.02	0.02	0.02	0.02	0.03	0.04
Indianapolis, IN	Ozone	Maintenance	100	0.00	0.03	-0.02	0.02	0.02	0.02	0.02	0.02	0.02	0.03	0.04
Indianapolis, IN	PM _{2.5}	Nonattainment	100	0.00	0.03	-0.02	0.02	0.02	0.02	0.02	0.02	0.02	0.03	0.04
Jackson County, IN	Ozone	Maintenance	100	0.00	0.00	0.00	0.00	0.00	0.00	0.00	0.00	0.00	0.00	0.00
Jamestown, NY	Ozone	Former Subpart 1	50	0.00	0.00	0.00	0.00	0.00	0.00	0.00	0.00	0.00	0.00	0.00
Jefferson County, NY	Ozone	Moderate	50	0.00	0.00	0.00	0.00	0.00	0.00	0.00	0.00	0.00	0.00	0.00
Jefferson County, OH	PM ₁₀	Maintenance	100	0.00	0.00	0.00	0.00	0.00	0.00	0.00	0.00	0.00	0.00	0.00
Johnson City-Kingsport-Bristol, TN	Ozone	Former Subpart 1	50	0.00	0.00	0.00	0.00	0.00	0.00	0.00	0.00	0.00	0.00	0.00
Johnstown, PA	Ozone	Maintenance	100	0.00	0.00	0.00	0.00	0.00	0.00	0.00	0.00	0.00	0.00	0.00
Johnstown, PA	PM _{2.5}	Nonattainment	100	0.00	0.00	0.00	0.00	0.00	0.00	0.00	0.00	0.00	0.00	0.00
Juneau, AK	PM ₁₀	Moderate	100	0.00	0.00	0.00	0.00	0.00	0.00	0.00	0.00	0.00	0.00	0.00
Kalamazoo-Battle Creek, MI	Ozone	Maintenance	100	0.00	0.01	0.00	0.00	0.00	0.00	0.00	0.00	0.00	0.00	0.01
Kalispell, MT	PM ₁₀	Moderate	100	0.00	0.00	0.00	0.00	0.00	0.00	0.00	0.00	0.00	0.00	0.00
Kent and Queen Annes Counties, MD	Ozone	Maintenance	100	0.00	0.00	0.00	0.00	0.00	0.00	0.00	0.00	0.00	0.00	0.00
Kent, WA	PM ₁₀	Maintenance	100	0.00	0.00	0.00	0.00	0.00	0.00	0.00	0.00	0.00	0.00	0.00
Kern County (Eastern Kern), CA	Ozone	Former Subpart 1	50	0.00	0.00	0.00	0.00	0.00	0.00	0.00	0.00	0.00	0.00	0.00
Kewaunee County, WI	Ozone	Maintenance	100	0.00	0.00	0.00	0.00	0.00	0.00	0.00	0.00	0.00	0.00	0.00
King County, WA	PM ₁₀	Maintenance	100	0.00	0.00	0.00	0.00	0.00	0.00	0.00	0.00	0.00	0.00	0.00
Klamath Falls, OR	CO	Maintenance	100	0.00	0.00	0.00	0.00	0.00	0.00	0.00	0.00	0.00	0.00	0.00
Klamath Falls, OR	PM ₁₀	Maintenance	100	0.00	0.00	0.00	0.00	0.00	0.00	0.00	0.00	0.00	0.00	0.00
Knoxville, TN	Ozone	Former Subpart 1	50	0.00	0.02	-0.01	0.01	0.01	0.01	0.02	0.02	0.02	0.02	0.03
Knoxville, TN	PM _{2.5}	Nonattainment	100	0.00	0.02	-0.01	0.01	0.01	0.01	0.02	0.02	0.02	0.02	0.03
La Porte County, IN	SO _x	Maintenance	100	0.00	0.00	0.00	0.00	0.00	0.00	0.00	0.00	0.00	0.00	0.00
LaGrande, OR	PM ₁₀	Maintenance	100	0.00	0.00	0.00	0.00	0.00	0.00	0.00	0.00	0.00	0.00	0.00

Table D2-11 Emission Changes <u>a/</u> (for Cumulative Impacts) by Nonattainment Area with Alternative Standards for HD Vehicles 1,3-Butadiene 2030														
Nonattainment Area	Pollutant	Status <u>c/</u>	General Conformity Threshold <u>d/</u>	Emissions Changes for Cumulative Impacts (tons/year)										
				Alt. 1	Alt. 2	Alt. 3	Alt. 4	Alt. 6A	Alt. 5	Alt. 6 <u>b/</u>	Alt. 7	Alt. 6B	Alt. 8	
				No Action	Engine Only	Class 8 Tractors	Engines & Classes 7-8 Tractors	15% below Preferred Alternative Stringency	Engines, Classes 7-8 Tractors, & Classes 2b-3	Engines, Tractors, & Classes 2b-8	Engines, Tractors, & Trucks, & Trailers	20% above Preferred Alternative Stringency	Accelerated Hybrid Adoption	
Lake County, IN	SO _x	Maintenance	100	0.00	0.00	0.00	0.00	0.00	0.00	0.00	0.00	0.00	0.00	0.00
Lake County, OH	SO _x	Maintenance	100	0.00	0.00	0.00	0.00	0.00	0.00	0.00	0.00	0.00	0.00	0.00
Lake County, OR	PM ₁₀	Maintenance	100	0.00	0.00	0.00	0.00	0.00	0.00	0.00	0.00	0.00	0.00	0.00
Lake Tahoe North Shore, CA	CO	Maintenance	100	0.00	0.00	0.00	0.00	0.00	0.00	0.00	0.00	0.00	0.00	0.00
Lake Tahoe South Shore, CA	CO	Maintenance	100	0.00	0.00	0.00	0.00	0.00	0.00	0.00	0.00	0.00	0.00	0.00
Lake Tahoe, NV	CO	Maintenance	100	0.00	0.00	0.00	0.00	0.00	0.00	0.00	0.00	0.00	0.00	0.00
Lamar, CO	PM ₁₀	Maintenance	100	0.00	0.00	0.00	0.00	0.00	0.00	0.00	0.00	0.00	0.00	0.00
Lame Deer, MT	PM ₁₀	Moderate	100	0.00	0.00	0.00	0.00	0.00	0.00	0.00	0.00	0.00	0.00	0.00
Lancaster, PA	Ozone	Maintenance	100	0.00	0.01	0.00	0.00	0.00	0.00	0.01	0.00	0.00	0.01	0.01
Lancaster, PA	PM _{2.5}	Nonattainment	100	0.00	0.01	0.00	0.00	0.00	0.00	0.01	0.00	0.00	0.01	0.01
Lane County, OR	PM ₁₀	Moderate	100	0.00	0.00	0.00	0.00	0.00	0.00	0.00	0.00	0.00	0.00	0.00
Lansing-East Lansing, MI	Ozone	Maintenance	100	0.00	0.00	0.00	0.00	0.00	0.00	0.00	0.00	0.00	0.00	0.01
LaPorte, IN	Ozone	Maintenance	100	0.00	0.00	0.00	0.00	0.00	0.00	0.00	0.00	0.00	0.00	0.00
Las Vegas, NV	CO	Serious	100	0.00	0.00	0.00	0.00	0.00	0.00	0.00	0.00	0.00	0.00	0.00
Las Vegas, NV	Ozone	Former Subpart 1	50	0.00	0.00	0.00	0.00	0.00	0.00	0.00	0.00	0.00	0.00	0.00
Lauderdale County, AL	SO _x	Maintenance	100	0.00	0.00	0.00	0.00	0.00	0.00	0.00	0.00	0.00	0.00	0.00
Laurel Area (Yellowstone County), MT	SO _x	Nonattainment	100	0.00	0.00	0.00	0.00	0.00	0.00	0.00	0.00	0.00	0.00	0.00
Libby, MT	PM ₁₀	Moderate	100	0.00	0.00	0.00	0.00	0.00	0.00	0.00	0.00	0.00	0.00	0.00
Libby, MT	PM _{2.5}	Nonattainment	100	0.00	0.00	0.00	0.00	0.00	0.00	0.00	0.00	0.00	0.00	0.00
Liberty-Clairton, PA	PM _{2.5}	Nonattainment	100	0.00	0.00	0.00	0.00	0.00	0.00	0.00	0.00	0.00	0.00	0.00
Lima, OH	Ozone	Maintenance	100	0.00	0.00	0.00	0.00	0.00	0.00	0.00	0.00	0.00	0.00	0.00
Longmont, CO	CO	Maintenance	100	0.00	0.00	0.00	0.00	0.00	0.00	0.00	0.00	0.00	0.00	0.00
Lorain County, OH	SO _x	Maintenance	100	0.00	0.00	0.00	0.00	0.00	0.00	0.00	0.00	0.00	0.00	0.00
Los Angeles South Coast Air Basin, CA	CO	Maintenance	100	0.00	0.28	-0.16	0.14	0.20	0.22	0.21	0.21	0.24	0.24	0.39
Los Angeles South Coast Air Basin, CA	NO _x	Maintenance	100	0.00	0.28	-0.16	0.14	0.20	0.22	0.21	0.21	0.24	0.24	0.39
Los Angeles South Coast Air Basin, CA	Ozone	Extreme	10	0.00	0.28	-0.16	0.14	0.20	0.22	0.21	0.21	0.24	0.24	0.39
Los Angeles South Coast Air Basin, CA	PM ₁₀	Serious	70	0.00	0.28	-0.16	0.14	0.20	0.22	0.21	0.21	0.24	0.24	0.39
Los Angeles South Coast Air Basin, CA	PM _{2.5}	Nonattainment	100	0.00	0.28	-0.16	0.14	0.20	0.22	0.21	0.21	0.24	0.24	0.39
Los Angeles-San Bernardino Counties (western Mohave), CA	Ozone	Moderate	50	0.00	0.00	0.00	0.00	0.00	0.00	0.00	0.00	0.00	0.00	0.00
Louisville, KY-IN	Ozone	Maintenance	100	0.00	0.02	-0.01	0.01	0.02	0.02	0.02	0.02	0.02	0.02	0.03
Louisville, KY-IN	PM _{2.5}	Nonattainment	100	0.00	0.02	-0.01	0.01	0.02	0.02	0.02	0.02	0.02	0.02	0.03
Lowell, MA	CO	Maintenance	100	0.00	0.00	0.00	0.00	0.00	0.00	0.00	0.00	0.00	0.00	0.00
Lucas County, OH	SO _x	Maintenance	100	0.00	0.00	0.00	0.00	0.00	0.00	0.00	0.00	0.00	0.00	0.00
Lyons Township, IL	PM ₁₀	Maintenance	100	0.00	0.00	0.00	0.00	0.00	0.00	0.00	0.00	0.00	0.00	0.00
Macon, GA	Ozone	Maintenance	100	0.00	0.00	0.00	0.00	0.00	0.00	0.00	0.00	0.00	0.00	0.00
Macon, GA	PM _{2.5}	Nonattainment	100	0.00	0.00	0.00	0.00	0.00	0.00	0.00	0.00	0.00	0.00	0.00
Madison and Page Counties (Shenandoah NP), VA	Ozone	Maintenance	100	0.00	0.00	0.00	0.00	0.00	0.00	0.00	0.00	0.00	0.00	0.00
Madison, WI	SO _x	Maintenance	100	0.00	0.00	0.00	0.00	0.00	0.00	0.00	0.00	0.00	0.00	0.00
Mammoth Lake, CA	PM ₁₀	Moderate	100	0.00	0.00	0.00	0.00	0.00	0.00	0.00	0.00	0.00	0.00	0.00
Manchester, NH	CO	Maintenance	100	0.00	0.00	0.00	0.00	0.00	0.00	0.00	0.00	0.00	0.00	0.00
Manitowoc County, WI	Ozone	Former Subpart 1	50	0.00	0.00	0.00	0.00	0.00	0.00	0.00	0.00	0.00	0.00	0.00
Marion County, IN	SO _x	Maintenance	100	0.00	0.00	0.00	0.00	0.00	0.00	0.00	0.00	0.00	0.00	0.00
Mariposa and Tuolumne Counties (Southern Mountain), CA	Ozone	Former Subpart 1	50	0.00	0.00	0.00	0.00	0.00	0.00	0.00	0.00	0.00	0.00	0.00

Table D2-11 Emission Changes <u>a/</u> (for Cumulative Impacts) by Nonattainment Area with Alternative Standards for HD Vehicles 1,3-Butadiene 2030													
Nonattainment Area	Pollutant	Status <u>c/</u>	General Conformity Threshold <u>d/</u>	Emissions Changes for Cumulative Impacts (tons/year)									
				Alt. 1	Alt. 2	Alt. 3	Alt. 4	Alt. 6A	Alt. 5	Alt. 6 <u>b/</u>	Alt. 7	Alt. 6B	Alt. 8
				No Action	Engine Only	Class 8 Tractors	Engines & Classes 7-8 Tractors	15% below Preferred Alternative Stringency	Engines, Classes 7-8 Tractors, & Classes 2b-3	Engines, Tractors, & Classes 2b-8	Engines, Tractors, & Truck, & Trailers	20% above Preferred Alternative Stringency	Accelerated Hybrid Adoption
Martinsburg, WV-Hagerstown, MD	PM _{2.5}	Nonattainment	100	0.00	0.00	0.00	0.00	0.00	0.00	0.00	0.00	0.00	0.00
Mason County, MI	Ozone	Maintenance	100	0.00	0.00	0.00	0.00	0.00	0.00	0.00	0.00	0.00	0.00
Medford, OR	CO	Maintenance	100	0.00	0.00	0.00	0.00	0.00	0.00	0.00	0.00	0.00	0.00
Medford-Ashland, OR	PM ₁₀	Maintenance	100	0.00	0.00	0.00	0.00	0.00	0.00	0.00	0.00	0.00	0.00
Memphis, TN-AR	Ozone	Maintenance	100	0.00	0.01	0.00	0.00	0.01	0.01	0.01	0.01	0.01	0.01
Memphis, TN	CO	Maintenance	100	0.00	0.01	0.00	0.00	0.01	0.01	0.01	0.01	0.01	0.01
Miami (Gila County), AZ	SO _x	Maintenance	100	0.00	0.00	0.00	0.00	0.00	0.00	0.00	0.00	0.00	0.00
Millinocket AQCR 109, ME	SO _x	Maintenance	100	0.00	0.00	0.00	0.00	0.00	0.00	0.00	0.00	0.00	0.00
Milwaukee, WI	SO _x	Maintenance	100	0.00	0.00	0.00	0.00	0.00	0.00	0.00	0.00	0.00	0.00
Milwaukee-Racine, WI	Ozone	Moderate	50	0.00	0.01	-0.01	0.01	0.01	0.01	0.01	0.01	0.01	0.02
Minneapolis-St Paul, MN	CO	Maintenance	100	0.00	0.05	-0.03	0.02	0.03	0.04	0.03	0.03	0.04	0.06
Minneapolis-St Paul, MN	SO _x	Maintenance	100	0.00	0.05	-0.03	0.02	0.03	0.04	0.03	0.03	0.04	0.06
Missoula, MT	CO	Maintenance	100	0.00	0.00	0.00	0.00	0.00	0.00	0.00	0.00	0.00	0.00
Missoula, MT	PM ₁₀	Moderate	100	0.00	0.00	0.00	0.00	0.00	0.00	0.00	0.00	0.00	0.00
Modesto, CA	CO	Maintenance	100	0.00	0.00	0.00	0.00	0.00	0.00	0.00	0.00	0.00	0.00
Mohave County, AZ	PM ₁₀	Maintenance	100	0.00	0.00	0.00	0.00	0.00	0.00	0.00	0.00	0.00	0.00
Mono Basin, CA	PM ₁₀	Moderate	100	0.00	0.00	0.00	0.00	0.00	0.00	0.00	0.00	0.00	0.00
Morenci (Greenlee County), AZ	SO _x	Maintenance	100	0.00	0.00	0.00	0.00	0.00	0.00	0.00	0.00	0.00	0.00
Morristown, NJ	CO	Maintenance	100	0.00	0.00	0.00	0.00	0.00	0.00	0.00	0.00	0.00	0.00
Muhlenberg County, KY	SO _x	Maintenance	100	0.00	0.00	0.00	0.00	0.00	0.00	0.00	0.00	0.00	0.00
Muncie, IN	Ozone	Maintenance	100	0.00	0.00	0.00	0.00	0.00	0.00	0.00	0.00	0.00	0.00
Murray County (Chattahoochee NF), GA	Ozone	Maintenance	100	0.00	0.00	0.00	0.00	0.00	0.00	0.00	0.00	0.00	0.00
Muscatine County, IA	SO _x	Maintenance	100	0.00	0.00	0.00	0.00	0.00	0.00	0.00	0.00	0.00	0.00
Muskegon, MI	Ozone	Maintenance	100	0.00	0.00	0.00	0.00	0.00	0.00	0.00	0.00	0.00	0.00
Nashua, NH	CO	Maintenance	100	0.00	0.00	0.00	0.00	0.00	0.00	0.00	0.00	0.00	0.00
Nashville, TN	Ozone	Former Subpart 1	50	0.00	0.02	-0.01	0.01	0.01	0.01	0.01	0.01	0.01	0.02
Nevada County (western part), CA	Ozone	Former Subpart 1	50	0.00	0.00	0.00	0.00	0.00	0.00	0.00	0.00	0.00	0.00
New Haven County, CT	PM ₁₀	Maintenance	100	0.00	0.00	0.00	0.00	0.00	0.00	0.00	0.00	0.00	0.00
New Haven-Meriden-Waterbury, CT	CO	Maintenance	100	0.00	0.00	0.00	0.00	0.00	0.00	0.00	0.00	0.00	0.00
New Manchester-Grant Magisterial District (Hancock County), WV	SO _x	Maintenance	100	0.00	0.00	0.00	0.00	0.00	0.00	0.00	0.00	0.00	0.00
New York County, NY	PM ₁₀	Moderate	100	0.00	0.00	0.00	0.00	0.00	0.00	0.00	0.00	0.00	0.00
New York-N. New Jersey-Long Island, NY-NJ-CT	CO	Maintenance	100	0.00	0.07	-0.04	0.04	0.05	0.06	0.05	0.05	0.06	0.10
New York-N. New Jersey-Long Island, NY-NJ-CT	PM _{2.5}	Nonattainment	100	0.00	0.07	-0.04	0.04	0.05	0.06	0.05	0.05	0.06	0.10
New York-northern New Jersey-Long Island, NY-NJ-CT	Ozone	Moderate	50	0.00	0.05	-0.03	0.02	0.03	0.04	0.04	0.04	0.04	0.07
Nogales, AZ	PM ₁₀	Moderate	100	0.00	0.00	0.00	0.00	0.00	0.00	0.00	0.00	0.00	0.00
Norfolk-Virginia Beach-Newport News, VA	Ozone	Maintenance	100	0.00	0.00	0.00	0.00	0.00	0.00	0.00	0.00	0.00	0.01
Ogden, UT	CO	Maintenance	100	0.00	0.00	0.00	0.00	0.00	0.00	0.00	0.00	0.00	0.00
Ogden, UT	PM ₁₀	Moderate	100	0.00	0.00	0.00	0.00	0.00	0.00	0.00	0.00	0.00	0.00
Oglesby, IL	PM ₁₀	Maintenance	100	0.00	0.00	0.00	0.00	0.00	0.00	0.00	0.00	0.00	0.00
Olmsted County, MN	PM ₁₀	Maintenance	100	0.00	0.00	0.00	0.00	0.00	0.00	0.00	0.00	0.00	0.00
Olympia, Tumwater, Lacey, WA	PM ₁₀	Maintenance	100	0.00	0.00	0.00	0.00	0.00	0.00	0.00	0.00	0.00	0.00
Owens Valley, CA	PM ₁₀	Serious	70	0.00	0.00	0.00	0.00	0.00	0.00	0.00	0.00	0.00	0.00
Pagosa Springs, CO	PM ₁₀	Maintenance	100	0.00	0.00	0.00	0.00	0.00	0.00	0.00	0.00	0.00	0.00

Table D2-11 Emission Changes <u>a/</u> (for Cumulative Impacts) by Nonattainment Area with Alternative Standards for HD Vehicles 1,3-Butadiene 2030													
Nonattainment Area	Pollutant	Status <u>c/</u>	General Conformity Threshold <u>d/</u>	Emissions Changes for Cumulative Impacts (tons/year)									
				Alt. 1	Alt. 2	Alt. 3	Alt. 4	Alt. 6A	Alt. 5	Alt. 6 <u>b/</u>	Alt. 7	Alt. 6B	Alt. 8
				No Action	Engine Only	Class 8 Tractors	Engines & Classes 7-8 Tractors	15% below Preferred Alternative Stringency	Engines, Classes 7-8 Tractors, & Classes 2b-3	Engines, Tractors, & Classes 2b-8	Engines, Tractors, & Truck, & Trailers	20% above Preferred Alternative Stringency	Accelerated Hybrid Adoption
Parkersburg-Marietta, WV-OH	Ozone	Maintenance	100	0.00	0.00	0.00	0.00	0.00	0.00	0.00	0.00	0.00	0.00
Parkersburg-Marietta, WV-OH	PM _{2.5}	Nonattainment	100	0.00	0.00	0.00	0.00	0.00	0.00	0.00	0.00	0.00	0.00
Payson, AZ	PM ₁₀	Maintenance	100	0.00	0.00	0.00	0.00	0.00	0.00	0.00	0.00	0.00	0.00
Penns Grove, NJ	CO	Maintenance	100	0.00	0.00	0.00	0.00	0.00	0.00	0.00	0.00	0.00	0.00
Peoria, IL	SO _x	Maintenance	100	0.00	0.00	0.00	0.00	0.00	0.00	0.00	0.00	0.00	0.00
Perth Amboy, NJ	CO	Maintenance	100	0.00	0.00	0.00	0.00	0.00	0.00	0.00	0.00	0.00	0.00
Philadelphia-Camden County, PA-NJ	CO	Maintenance	100	0.00	0.00	0.00	0.00	0.00	0.00	0.00	0.00	0.00	0.00
Phildelphia-Wilmington, PA-NY-DE	PM _{2.5}	Nonattainment	100	0.00	0.03	-0.01	0.01	0.02	0.02	0.02	0.02	0.02	0.03
Phildelphia-Wilmington-Atlantic City, PA-NY-MD-DE	Ozone	Moderate	50	0.00	0.03	-0.02	0.02	0.02	0.03	0.02	0.03	0.03	0.05
Phoenix, AZ	CO	Maintenance	100	0.00	0.06	-0.03	0.03	0.04	0.05	0.04	0.04	0.05	0.08
Phoenix, AZ	PM ₁₀	Serious	70	0.00	0.06	-0.03	0.03	0.04	0.05	0.04	0.04	0.05	0.08
Phoenix-Mesa, AZ	Ozone	Former Subpart 1	50	0.00	0.03	-0.02	0.01	0.02	0.02	0.02	0.02	0.02	0.04
Pierce County, WA	PM ₁₀	Maintenance	100	0.00	0.00	0.00	0.00	0.00	0.00	0.00	0.00	0.00	0.00
Pinehurst, ID	PM ₁₀	Moderate	100	0.00	0.00	0.00	0.00	0.00	0.00	0.00	0.00	0.00	0.00
Pittsburgh, PA	CO	Maintenance	100	0.00	0.00	0.00	0.00	0.00	0.00	0.00	0.00	0.00	0.00
Pittsburgh-Beaver Valley, PA	Ozone	Former Subpart 1	50	0.00	0.02	-0.01	0.01	0.02	0.02	0.02	0.02	0.02	0.03
Pittsburgh-Beaver Valley, PA	PM _{2.5}	Nonattainment	100	0.00	0.02	-0.01	0.01	0.02	0.02	0.02	0.02	0.02	0.03
Polk County, TN	SO _x	Maintenance	100	0.00	0.00	0.00	0.00	0.00	0.00	0.00	0.00	0.00	0.00
Polson, MT	PM ₁₀	Moderate	100	0.00	0.00	0.00	0.00	0.00	0.00	0.00	0.00	0.00	0.00
Portland, ME	Ozone	Maintenance	100	0.00	0.01	0.00	0.00	0.00	0.00	0.00	0.00	0.00	0.01
Portland, OR	CO	Maintenance	100	0.00	0.01	0.00	0.00	0.00	0.01	0.00	0.00	0.01	0.01
Portneuf Valley, ID	PM ₁₀	Maintenance	100	0.00	0.00	0.00	0.00	0.00	0.00	0.00	0.00	0.00	0.00
Poughkeepsie, NY	Ozone	Moderate	50	0.00	0.00	0.00	0.00	0.00	0.00	0.00	0.00	0.00	0.01
Presque Isle, ME	PM ₁₀	Maintenance	100	0.00	0.00	0.00	0.00	0.00	0.00	0.00	0.00	0.00	0.00
Providence (entire State), RI	Ozone	Moderate	50	0.00	0.00	0.00	0.00	0.00	0.00	0.00	0.00	0.00	0.00
Provo, UT	CO	Maintenance	100	0.00	0.00	0.00	0.00	0.00	0.00	0.00	0.00	0.00	0.00
Raleigh-Durham, NC	CO	Maintenance	100	0.00	0.01	-0.01	0.00	0.01	0.01	0.01	0.01	0.01	0.01
Raleigh-Durham-Chapel Hill, NC	Ozone	Maintenance	100	0.00	0.01	-0.01	0.01	0.01	0.01	0.01	0.01	0.01	0.02
Ramsey County, MN	PM ₁₀	Maintenance	100	0.00	0.00	0.00	0.00	0.00	0.00	0.00	0.00	0.00	0.00
Reading, PA	Ozone	Maintenance	100	0.00	0.01	0.00	0.00	0.00	0.00	0.00	0.00	0.00	0.01
Reading, PA	PM _{2.5}	Nonattainment	100	0.00	0.01	0.00	0.00	0.00	0.00	0.00	0.00	0.00	0.01
Reno, NV	CO	Maintenance	100	0.00	0.00	0.00	0.00	0.00	0.00	0.00	0.00	0.00	0.00
Rhineland (Oneida County), WI	SO _x	Maintenance	100	0.00	0.00	0.00	0.00	0.00	0.00	0.00	0.00	0.00	0.00
Richmond-Petersburg, VA	Ozone	Maintenance	100	0.00	0.00	0.00	0.00	0.00	0.00	0.00	0.00	0.00	0.01
Rillito, AZ	PM ₁₀	Moderate	100	0.00	0.00	0.00	0.00	0.00	0.00	0.00	0.00	0.00	0.00
Riverside County (Coachella Valley), CA	Ozone	Severe	25	0.00	0.00	0.00	0.00	0.00	0.00	0.00	0.00	0.00	0.00
Roanoke, VA	Ozone	Former Subpart 1	50	0.00	0.00	0.00	0.00	0.00	0.00	0.00	0.00	0.00	0.00
Rochester (Olmsted County), MN	SO _x	Maintenance	100	0.00	0.00	0.00	0.00	0.00	0.00	0.00	0.00	0.00	0.00
Rochester, NY	Ozone	Former Subpart 1	50	0.00	0.01	0.00	0.00	0.00	0.00	0.00	0.00	0.00	0.01
Rocky Mount, NC	Ozone	Maintenance	100	0.00	0.00	0.00	0.00	0.00	0.00	0.00	0.00	0.00	0.00
Rome, GA	PM _{2.5}	Nonattainment	100	0.00	0.00	0.00	0.00	0.00	0.00	0.00	0.00	0.00	0.00
Ronan, MT	PM ₁₀	Moderate	100	0.00	0.00	0.00	0.00	0.00	0.00	0.00	0.00	0.00	0.00
Rothschild, Rib Mountain, Weston (Marathon County), WI	SO _x	Maintenance	100	0.00	0.00	0.00	0.00	0.00	0.00	0.00	0.00	0.00	0.00

Nonattainment Area	Pollutant	Status <u>c/</u>	General Conformity Threshold <u>d/</u>	Emissions Changes for Cumulative Impacts (tons/year)											
				Alt. 1	Alt. 2	Alt. 3	Alt. 4	Alt. 6A	Alt. 5	Alt. 6 <u>b/</u>	Alt. 7	Alt. 6B	Alt. 8		
				No Action	Engine Only	Class 8 Tractors	Engines & Classes 7-8 Tractors	15% below Preferred Alternative Stringency	Engines, Classes 7-8 Tractors, & Classes 2b-3	Engines, Tractors, & Classes 2b-8	Engines, Tractors, Trucks, & Trailers	20% above Preferred Alternative Stringency	Accelerated Hybrid Adoption		
Sacramento County, CA	PM ₁₀	Moderate	100	0.00	0.01	0.00	0.00	0.01	0.01	0.01	0.01	0.01	0.01	0.01	0.01
Sacramento Metro, CA	Ozone	Severe	25	0.00	0.01	-0.01	0.01	0.01	0.01	0.01	0.01	0.01	0.01	0.01	0.02
Sacramento, CA	CO	Maintenance	100	0.00	0.01	0.00	0.00	0.01	0.01	0.01	0.01	0.01	0.01	0.01	0.01
Salem, OR	CO	Maintenance	100	0.00	0.00	0.00	0.00	0.00	0.00	0.00	0.00	0.00	0.00	0.00	0.00
Salt Lake City, UT	CO	Maintenance	100	0.00	0.00	0.00	0.00	0.00	0.00	0.00	0.00	0.00	0.00	0.00	0.00
Salt Lake County, UT	PM ₁₀	Moderate	100	0.00	0.01	0.00	0.00	0.01	0.01	0.01	0.01	0.01	0.01	0.01	0.01
Salt Lake County, UT	SO _x	Nonattainment	100	0.00	0.01	0.00	0.00	0.01	0.01	0.01	0.01	0.01	0.01	0.01	0.01
San Antonio, TX	Ozone	Former Subpart 1	50	0.00	0.01	-0.01	0.01	0.01	0.01	0.01	0.01	0.01	0.01	0.01	0.02
San Bernardino County, CA	PM ₁₀	Moderate	100	0.00	0.00	0.00	0.00	0.00	0.00	0.00	0.00	0.00	0.00	0.00	0.00
San Diego, CA	CO	Maintenance	100	0.00	0.03	-0.02	0.01	0.02	0.02	0.02	0.02	0.02	0.02	0.02	0.04
San Diego, CA	Ozone	Former Subpart 1	50	0.00	0.03	-0.02	0.01	0.02	0.02	0.02	0.02	0.02	0.02	0.02	0.04
San Francisco Bay Area, CA	Ozone	Marginal	50	0.00	0.02	-0.01	0.01	0.02	0.02	0.02	0.02	0.02	0.02	0.02	0.03
San Francisco-Oakland-San Jose, CA	CO	Maintenance	100	0.00	0.03	-0.02	0.01	0.02	0.02	0.02	0.02	0.02	0.02	0.02	0.04
San Joaquin Valley, CA	Ozone	Extreme	10	0.00	0.08	-0.05	0.04	0.06	0.06	0.06	0.06	0.06	0.06	0.07	0.11
San Joaquin Valley, CA	PM ₁₀	Maintenance	100	0.00	0.08	-0.05	0.04	0.06	0.06	0.06	0.06	0.06	0.06	0.07	0.11
San Joaquin Valley, CA	PM _{2.5}	Nonattainment	100	0.00	0.08	-0.05	0.04	0.06	0.06	0.06	0.06	0.06	0.06	0.07	0.11
San Manuel (Pinal County), AZ	SO _x	Maintenance	100	0.00	0.00	0.00	0.00	0.00	0.00	0.00	0.00	0.00	0.00	0.00	0.00
Sanders County (part);Thompson Falls and vicinity, MT	PM ₁₀	Moderate	100	0.00	0.00	0.00	0.00	0.00	0.00	0.00	0.00	0.00	0.00	0.00	0.00
Scranton-Wilkes Barre, PA	Ozone	Maintenance	100	0.00	0.01	0.00	0.00	0.00	0.00	0.00	0.00	0.00	0.00	0.00	0.01
Seattle-Tacoma, WA	CO	Maintenance	100	0.00	0.02	-0.01	0.01	0.01	0.01	0.02	0.02	0.02	0.02	0.02	0.03
Sheboygan, WI	Ozone	Moderate	50	0.00	0.00	0.00	0.00	0.00	0.00	0.00	0.00	0.00	0.00	0.00	0.00
Sheridan, WY	PM ₁₀	Moderate	100	0.00	0.00	0.00	0.00	0.00	0.00	0.00	0.00	0.00	0.00	0.00	0.00
Shoshone County, ID	PM ₁₀	Moderate	100	0.00	0.00	0.00	0.00	0.00	0.00	0.00	0.00	0.00	0.00	0.00	0.00
Somerville, NJ	CO	Maintenance	100	0.00	0.00	0.00	0.00	0.00	0.00	0.00	0.00	0.00	0.00	0.00	0.00
South Bend-Elkhart, IN	Ozone	Maintenance	100	0.00	0.00	0.00	0.00	0.00	0.00	0.00	0.00	0.00	0.00	0.00	0.00
Southeast Chicago, IL	PM ₁₀	Maintenance	100	0.00	0.00	0.00	0.00	0.00	0.00	0.00	0.00	0.00	0.00	0.00	0.00
Spokane County, WA	PM ₁₀	Maintenance	100	0.00	0.00	0.00	0.00	0.00	0.00	0.00	0.00	0.00	0.00	0.00	0.00
Spokane, WA	CO	Maintenance	100	0.00	0.00	0.00	0.00	0.00	0.00	0.00	0.00	0.00	0.00	0.00	0.00
Springfield (western MA), MA	Ozone	Moderate	50	0.00	0.01	0.00	0.00	0.00	0.00	0.01	0.00	0.00	0.01	0.01	0.01
Springfield, MA	CO	Maintenance	100	0.00	0.00	0.00	0.00	0.00	0.00	0.00	0.00	0.00	0.00	0.00	0.00
St Louis, MO	CO	Maintenance	100	0.00	0.01	0.00	0.00	0.01	0.01	0.01	0.01	0.01	0.01	0.01	0.01
St Louis, MO-IL	Ozone	Moderate	50	0.00	0.03	-0.02	0.01	0.02	0.02	0.02	0.02	0.02	0.02	0.02	0.04
St. Louis, MO-IL	PM _{2.5}	Nonattainment	100	0.00	0.03	-0.02	0.01	0.02	0.02	0.02	0.02	0.02	0.02	0.02	0.04
State College, PA	Ozone	Maintenance	100	0.00	0.00	0.00	0.00	0.00	0.00	0.00	0.00	0.00	0.00	0.00	0.00
Steamboat Springs, CO	PM ₁₀	Maintenance	100	0.00	0.00	0.00	0.00	0.00	0.00	0.00	0.00	0.00	0.00	0.00	0.00
Steubenville & Mingo Junction, OH	SO _x	Maintenance	100	0.00	0.00	0.00	0.00	0.00	0.00	0.00	0.00	0.00	0.00	0.00	0.00
Steubenville-Weirton, OH-WV	Ozone	Maintenance	100	0.00	0.00	0.00	0.00	0.00	0.00	0.00	0.00	0.00	0.00	0.00	0.00
Steubenville-Weirton, OH-WV	PM _{2.5}	Nonattainment	100	0.00	0.00	0.00	0.00	0.00	0.00	0.00	0.00	0.00	0.00	0.00	0.00
Stockton, CA	CO	Maintenance	100	0.00	0.00	0.00	0.00	0.00	0.00	0.00	0.00	0.00	0.00	0.00	0.00
Sutter County (Sutter Buttes), CA	Ozone	Former Subpart 1	50	0.00	0.00	0.00	0.00	0.00	0.00	0.00	0.00	0.00	0.00	0.00	0.00
Syracuse, NY	CO	Maintenance	100	0.00	0.00	0.00	0.00	0.00	0.00	0.00	0.00	0.00	0.00	0.00	0.00
Telluride, CO	PM ₁₀	Maintenance	100	0.00	0.00	0.00	0.00	0.00	0.00	0.00	0.00	0.00	0.00	0.00	0.00
Terre Haute, IN	Ozone	Maintenance	100	0.00	0.00	0.00	0.00	0.00	0.00	0.00	0.00	0.00	0.00	0.00	0.00

Table D2-11 Emission Changes ^{a/} (for Cumulative Impacts) by Nonattainment Area with Alternative Standards for HD Vehicles 1,3-Butadiene 2030													
Nonattainment Area	Pollutant	Status ^{c/}	General Conformity Threshold ^{d/}	Emissions Changes for Cumulative Impacts (tons/year)									
				Alt. 1	Alt. 2	Alt. 3	Alt. 4	Alt. 6A	Alt. 5	Alt. 6 ^{b/}	Alt. 7	Alt. 6B	Alt. 8
				No Action	Engine Only	Class 8 Tractors	Engines & Classes 7-8 Tractors	15% below Preferred Alternative Stringency	Engines, Classes 7-8 Tractors, & Classes 2b-3	Engines, Tractors, & Classes 2b-8	Engines, Tractors, & Trucks, & Trailers	20% above Preferred Alternative Stringency	Accelerated Hybrid Adoption
Tioga County, PA	Ozone	Maintenance	100	0.00	0.00	0.00	0.00	0.00	0.00	0.00	0.00	0.00	0.00
Toledo, OH	Ozone	Maintenance	100	0.00	0.00	0.00	0.00	0.00	0.00	0.00	0.00	0.00	0.01
Toms River, NJ	CO	Maintenance	100	0.00	0.00	0.00	0.00	0.00	0.00	0.00	0.00	0.00	0.00
Tooele County, UT	SO _x	Nonattainment	100	0.00	0.00	0.00	0.00	0.00	0.00	0.00	0.00	0.00	0.00
Trenton, NJ	CO	Maintenance	100	0.00	0.00	0.00	0.00	0.00	0.00	0.00	0.00	0.00	0.00
Trona, CA	PM ₁₀	Moderate	100	0.00	0.00	0.00	0.00	0.00	0.00	0.00	0.00	0.00	0.00
Tucson, AZ	CO	Maintenance	100	0.00	0.00	0.00	0.00	0.00	0.00	0.00	0.00	0.00	0.01
Utah County, UT	PM ₁₀	Moderate	100	0.00	0.00	0.00	0.00	0.00	0.00	0.00	0.00	0.00	0.00
Vancouver, WA	CO	Maintenance	100	0.00	0.00	0.00	0.00	0.00	0.00	0.00	0.00	0.00	0.00
Ventura County, CA	Ozone	Serious	50	0.00	0.00	0.00	0.00	0.00	0.00	0.00	0.00	0.00	0.00
Vermillion County, IN	PM ₁₀	Maintenance	100	0.00	0.00	0.00	0.00	0.00	0.00	0.00	0.00	0.00	0.00
Vigo County, IN	SO _x	Maintenance	100	0.00	0.00	0.00	0.00	0.00	0.00	0.00	0.00	0.00	0.00
Wallula, WA	PM ₁₀	Maintenance	100	0.00	0.00	0.00	0.00	0.00	0.00	0.00	0.00	0.00	0.00
Waltham, MA	CO	Maintenance	100	0.00	0.00	0.00	0.00	0.00	0.00	0.00	0.00	0.00	0.00
Warren County, NJ	SO _x	Maintenance	100	0.00	0.00	0.00	0.00	0.00	0.00	0.00	0.00	0.00	0.00
Warren County, PA	SO _x	Nonattainment	100	0.00	0.00	0.00	0.00	0.00	0.00	0.00	0.00	0.00	0.00
Washington County (Hagerstown), MD	Ozone	Former Subpart 1	50	0.00	0.00	0.00	0.00	0.00	0.00	0.00	0.00	0.00	0.00
Washington, DC-MD-VA	CO	Maintenance	100	0.00	0.04	-0.02	0.02	0.03	0.03	0.03	0.03	0.04	0.06
Washington, DC-MD-VA	Ozone	Moderate	50	0.00	0.04	-0.02	0.02	0.03	0.03	0.03	0.03	0.04	0.06
Washington, DC-MD-VA	PM _{2.5}	Nonattainment	100	0.00	0.04	-0.02	0.02	0.03	0.03	0.03	0.03	0.04	0.06
Washoe County, NV	PM ₁₀	Serious	70	0.00	0.00	0.00	0.00	0.00	0.00	0.00	0.00	0.00	0.00
Waterford Township (Washington County), OH	SO _x	Maintenance	100	0.00	0.00	0.00	0.00	0.00	0.00	0.00	0.00	0.00	0.00
Wayne County, IN	SO _x	Maintenance	100	0.00	0.00	0.00	0.00	0.00	0.00	0.00	0.00	0.00	0.00
Wayne County, MI	PM ₁₀	Maintenance	100	0.00	0.00	0.00	0.00	0.00	0.00	0.00	0.00	0.00	0.00
Weirton, WV	PM ₁₀	Maintenance	100	0.00	0.00	0.00	0.00	0.00	0.00	0.00	0.00	0.00	0.00
Weirton, WV	SO _x	Maintenance	100	0.00	0.00	0.00	0.00	0.00	0.00	0.00	0.00	0.00	0.00
Wheeling, WV-OH	Ozone	Maintenance	100	0.00	0.00	0.00	0.00	0.00	0.00	0.00	0.00	0.00	0.00
Wheeling, WV-OH	PM _{2.5}	Nonattainment	100	0.00	0.00	0.00	0.00	0.00	0.00	0.00	0.00	0.00	0.00
Winston-Salem, NC	CO	Maintenance	100	0.00	0.00	0.00	0.00	0.00	0.00	0.00	0.00	0.00	0.00
Worcester, MA	CO	Maintenance	100	0.00	0.00	0.00	0.00	0.00	0.00	0.00	0.00	0.00	0.00
Yakima County, WA	PM ₁₀	Maintenance	100	0.00	0.00	0.00	0.00	0.00	0.00	0.00	0.00	0.00	0.00
Yakima, WA	CO	Maintenance	100	0.00	0.00	0.00	0.00	0.00	0.00	0.00	0.00	0.00	0.00
York, PA	Ozone	Maintenance	100	0.00	0.01	0.00	0.00	0.00	0.00	0.00	0.00	0.00	0.01
York, PA	PM _{2.5}	Nonattainment	100	0.00	0.01	0.00	0.00	0.00	0.00	0.00	0.00	0.00	0.01
Youngstown-Warren-Sharon, OH-PA	Ozone	Maintenance	100	0.00	0.01	0.00	0.00	0.00	0.00	0.00	0.00	0.01	0.01
Yuma, AZ	PM ₁₀	Moderate	100	0.00	0.00	0.00	0.00	0.00	0.00	0.00	0.00	0.00	0.00

^{a/} Negative emissions changes indicate reductions; positive emissions changes are increases. Values of less than 0.005 tons/year are rounded to zero.

^{b/} Preferred Alternative

^{c/} Pollutants for which the area is designated nonattainment or maintenance as of 2010. Source: 40 CFR 81.

^{d/} Emissions thresholds in tons/year of: CO in CO maintenance and nonattainment areas; VOC or NO_x in ozone maintenance and nonattainment areas; primary PM_{2.5} in PM_{2.5} maintenance and nonattainment areas; primary PM₁₀ in PM₁₀ maintenance and nonattainment areas; and SO₂ in SO₂ maintenance and nonattainment areas. Source: 40 CFR § 93.153. These thresholds are provided for information only; a general conformity determination is not required for the proposed actions. (See section 3.3.1.)

Source: EPA (U.S. Environmental Protection Agency). 2010. The Green Book Nonattainment Areas. Washington, District of Columbia. Last Revised: June 16, 2010. U.S. Environmental Protection Agency. Available: <http://www.epa.gov/oaqps001/greenbk/>. Accessed: August 6, 2010.

Table D2-12 Emission Changes <u>a/</u> (for Cumulative Impacts) by Nonattainment Area with Alternative Standards for HD Vehicles 1,3-Butadiene 2050														
Nonattainment Area	Pollutant	Status <u>c/</u>	General Conformity Threshold <u>d/</u>	Emissions Changes for Cumulative Impacts (tons/year)										
				Alt. 1	Alt. 2	Alt. 3	Alt. 4	Alt. 6A	Alt. 5	Alt. 6 <u>b/</u>	Alt. 7	Alt. 6B	Alt. 8	
				No Action	Engine Only	Class 8 Tractors	Engines & Classes 7-8 Tractors	15% below Preferred Alternative Stringency	Engines, Classes 7-8 Tractors, & Classes 2b-3	Engines, Tractors, & Classes 2b-8	Engines, Tractors, & Truck, & Trailers	20% above Preferred Alternative Stringency	Accelerated Hybrid Adoption	
Addison Township (Gallia County), OH	SO _x	Maintenance	100	0.00	0.00	0.00	0.00	0.00	0.00	0.00	0.00	0.00	0.00	0.00
Ajo (Pima County), AZ	PM ₁₀	Moderate	100	0.00	0.00	0.00	0.00	0.00	0.00	0.00	0.00	0.00	0.00	0.00
Ajo (Pima County), AZ	SO _x	Maintenance	100	0.00	0.00	0.00	0.00	0.00	0.00	0.00	0.00	0.00	0.00	0.00
Albany-Schenectady-Troy, NY	Ozone	Former Subpart 1	50	0.00	0.01	0.00	0.00	0.00	0.00	0.00	0.00	0.00	0.00	0.00
Albuquerque, NM	CO	Maintenance	100	0.00	0.00	0.00	0.00	0.00	0.00	0.00	0.00	0.00	0.00	0.00
Allegan County, MI	Ozone	Former Subpart 1	50	0.00	0.00	0.00	0.00	0.00	0.00	0.00	0.00	0.00	0.00	0.00
Allentown-Bethlehem-Easton, PA	Ozone	Maintenance	100	0.00	0.00	0.00	0.00	0.00	0.00	0.00	0.00	0.00	0.00	0.00
Altoona, PA	Ozone	Maintenance	100	0.00	0.00	0.00	0.00	0.00	0.00	0.00	0.00	0.00	0.00	0.00
Amador and Calveras Counties (Central Mountain), CA	Ozone	Former Subpart 1	50	0.00	0.00	0.00	0.00	0.00	0.00	0.00	0.00	0.00	0.00	0.00
Anchorage, AK	CO	Maintenance	100	0.00	0.00	0.00	0.00	0.00	0.00	0.00	0.00	0.00	0.00	0.00
Anthony, NM	PM ₁₀	Moderate	100	0.00	0.00	0.00	0.00	0.00	0.00	0.00	0.00	0.00	0.00	0.00
Armstrong County, PA	SO _x	Nonattainment	100	0.00	0.00	0.00	0.00	0.00	0.00	0.00	0.00	0.00	0.00	0.00
Aspen, CO	PM ₁₀	Maintenance	100	0.00	0.00	0.00	0.00	0.00	0.00	0.00	0.00	0.00	0.00	0.00
Atlanta, GA	Ozone	Moderate	50	0.00	0.11	-0.09	0.04	0.04	0.04	0.04	0.03	0.03	0.03	0.03
Atlanta, GA	PM _{2.5}	Nonattainment	100	0.00	0.11	-0.09	0.04	0.04	0.04	0.04	0.03	0.03	0.03	0.03
Atlantic City, NJ	CO	Maintenance	100	0.00	0.00	0.00	0.00	0.00	0.00	0.00	0.00	0.00	0.00	0.00
Bakersfield, CA	CO	Maintenance	100	0.00	0.00	0.00	-0.01	-0.01	-0.01	-0.01	-0.01	-0.01	-0.01	-0.01
Baltimore, MD	CO	Maintenance	100	0.00	0.02	-0.02	0.01	0.01	0.01	0.01	0.01	0.01	0.01	0.01
Baltimore, MD	Ozone	Moderate	50	0.00	0.02	-0.02	0.01	0.01	0.01	0.01	0.01	0.01	0.01	0.01
Baltimore, MD	PM _{2.5}	Nonattainment	100	0.00	0.02	-0.02	0.01	0.01	0.01	0.01	0.01	0.01	0.01	0.01
Baton Rouge, LA	Ozone	Moderate	50	0.00	-0.17	-0.06	-0.17	-0.17	-0.17	-0.17	-0.17	-0.17	-0.17	-0.17
Beaumont-Port Arthur, TX	Ozone	Moderate	50	0.00	-0.56	-0.19	-0.56	-0.56	-0.56	-0.56	-0.56	-0.56	-0.56	-0.56
Benton County, TN	SO _x	Maintenance	100	0.00	0.00	0.00	0.00	0.00	0.00	0.00	0.00	0.00	0.00	0.00
Benton Harbor, MI	Ozone	Maintenance	100	0.00	0.00	0.00	0.00	0.00	0.00	0.00	0.00	0.00	0.00	0.00
Benzie County, MI	Ozone	Maintenance	100	0.00	0.00	0.00	0.00	0.00	0.00	0.00	0.00	0.00	0.00	0.00
Berkeley and Jefferson Counties, WV	Ozone	Maintenance	100	0.00	0.00	0.00	0.00	0.00	0.00	0.00	0.00	0.00	0.00	0.00
Billings, MT	CO	Maintenance	100	0.00	0.00	0.00	0.00	0.00	0.00	0.00	0.00	0.00	0.00	0.00
Birmingham, AL	Ozone	Maintenance	100	0.00	0.01	-0.01	0.00	0.00	0.00	0.00	0.00	0.00	0.00	0.00
Birmingham, AL	PM _{2.5}	Nonattainment	100	0.00	0.01	-0.01	0.00	0.00	0.00	0.00	0.00	0.00	0.00	0.00
Boise-Northern Ada County, ID	CO	Maintenance	100	0.00	0.01	0.00	0.00	0.00	0.00	0.00	0.00	0.00	0.00	0.00
Boise-Northern Ada County, ID	PM ₁₀	Maintenance	100	0.00	0.01	0.00	0.00	0.00	0.00	0.00	0.00	0.00	0.00	0.00
Bonner County (Sandpoint), ID	PM ₁₀	Moderate	100	0.00	0.00	0.00	0.00	0.00	0.00	0.00	0.00	0.00	0.00	0.00
Boston, MA	CO	Maintenance	100	0.00	0.00	0.00	0.00	0.00	0.00	0.00	0.00	0.00	0.00	0.00
Boston-Lawrence-Worcester (eastern MA), MA	Ozone	Moderate	50	0.00	0.03	-0.02	0.01	0.01	0.01	0.01	0.01	0.01	0.01	0.01
Boston-Manchester-Portsmouth (southeast NH), NH	Ozone	Moderate	50	0.00	0.01	0.00	0.00	0.00	0.00	0.00	0.00	0.00	0.00	0.00
Boyd County (part), KY	SO _x	Maintenance	100	0.00	0.00	0.00	0.00	0.00	0.00	0.00	0.00	0.00	0.00	0.00
Buffalo-Niagara Falls, NY	Ozone	Former Subpart 1	50	0.00	0.00	0.00	0.00	0.00	0.00	0.00	0.00	0.00	0.00	0.00
Burlington, NJ	CO	Maintenance	100	0.00	0.00	0.00	0.00	0.00	0.00	0.00	0.00	0.00	0.00	0.00
Butte, MT	PM ₁₀	Moderate	100	0.00	0.00	0.00	0.00	0.00	0.00	0.00	0.00	0.00	0.00	0.00
Canon City, CO	PM ₁₀	Maintenance	100	0.00	0.00	0.00	0.00	0.00	0.00	0.00	0.00	0.00	0.00	0.00
Canton-Massillon, OH	Ozone	Maintenance	100	0.00	0.01	0.00	0.00	0.00	0.00	0.00	0.00	0.00	0.00	0.00
Canton-Massillon, OH	PM _{2.5}	Nonattainment	100	0.00	0.01	0.00	0.00	0.00	0.00	0.00	0.00	0.00	0.00	0.00
Case County, MI	Ozone	Maintenance	100	0.00	0.00	0.00	0.00	0.00	0.00	0.00	0.00	0.00	0.00	0.00

Table D2-12 Emission Changes <u>a/</u> (for Cumulative Impacts) by Nonattainment Area with Alternative Standards for HD Vehicles 1,3-Butadiene 2050													
Nonattainment Area	Pollutant	Status <u>c/</u>	General Conformity Threshold <u>d/</u>	Emissions Changes for Cumulative Impacts (tons/year)									
				Alt. 1	Alt. 2	Alt. 3	Alt. 4	Alt. 6A	Alt. 5	Alt. 6 <u>b/</u>	Alt. 7	Alt. 6B	Alt. 8
				No Action	Engine Only	Class 8 Tractors	Engines & Classes 7-8 Tractors	15% below Preferred Alternative Stringency	Engines, Classes 7-8 Tractors, & Classes 2b-3	Engines, Tractors, & Classes 2b-8	Engines, Tractors, & Truck, & Trailers	20% above Preferred Alternative Stringency	Accelerated Hybrid Adoption
Center Township (Morgan County), OH	SO _x	Maintenance	100	0.00	0.00	0.00	0.00	0.00	0.00	0.00	0.00	0.00	0.00
Central Steptoe Valley (White Pine County), NV	SO _x	Maintenance	100	0.00	0.00	0.00	0.00	0.00	0.00	0.00	0.00	0.00	0.00
Charleston, WV	Ozone	Maintenance	100	0.00	0.01	0.00	0.00	0.00	0.00	0.00	0.00	0.00	0.00
Charleston, WV	PM _{2.5}	Nonattainment	100	0.00	0.01	0.00	0.00	0.00	0.00	0.00	0.00	0.00	0.00
Charlotte, NC	CO	Maintenance	100	0.00	0.01	0.00	0.00	0.00	0.00	0.00	0.00	0.00	0.00
Charlotte-Gastonia-Rock Hill, NC-SC	Ozone	Moderate	50	0.00	0.01	-0.01	0.01	0.01	0.01	0.01	0.00	0.00	0.00
Chattanooga, TN-GA-AL	PM _{2.5}	Nonattainment	100	0.00	0.00	0.00	0.00	0.00	0.00	0.00	0.00	0.00	0.00
Chattanooga, TN-GA	Ozone	Former Subpart 1	50	0.00	0.00	0.00	0.00	0.00	0.00	0.00	0.00	0.00	0.00
Chicago-Gary-Lake County, IL-IN	Ozone	Moderate	50	0.00	0.15	-0.12	0.05	0.05	0.05	0.04	0.04	0.04	0.04
Chicago-Gary-Lake County, IL-IN	PM _{2.5}	Nonattainment	100	0.00	0.15	-0.12	0.05	0.05	0.05	0.04	0.04	0.04	0.04
Chico, CA	CO	Maintenance	100	0.00	0.00	0.00	0.00	0.00	0.00	0.00	0.00	0.00	0.00
Chico, CA	Ozone	Former Subpart 1	50	0.00	0.00	0.00	0.00	0.00	0.00	0.00	0.00	0.00	0.00
Cincinnati-Hamilton, OH-KY-IN	Ozone	Former Subpart 1	50	0.00	0.04	-0.03	0.01	0.01	0.01	0.01	0.01	0.01	0.01
Cincinnati-Hamilton, OH-KY-IN	PM _{2.5}	Nonattainment	100	0.00	0.04	-0.03	0.01	0.01	0.01	0.01	0.01	0.01	0.01
Clairton & 4 Boroughs, PA	PM ₁₀	Maintenance	100	0.00	0.00	0.00	0.00	0.00	0.00	0.00	0.00	0.00	0.00
Clark County, NV	PM ₁₀	Serious	70	0.00	0.00	0.00	0.00	0.00	0.00	0.00	0.00	0.00	0.00
Clarksville-Hopkinsville, TN-KY	Ozone	Maintenance	100	0.00	0.00	0.00	0.00	0.00	0.00	0.00	0.00	0.00	0.00
Clearfield and Indiana Counties, PA	Ozone	Maintenance	100	0.00	0.00	0.00	0.00	0.00	0.00	0.00	0.00	0.00	0.00
Cleveland, OH	CO	Maintenance	100	0.00	0.01	-0.01	0.00	0.00	0.00	0.00	0.00	0.00	0.00
Cleveland-Akron-Lorain, OH	Ozone	Maintenance	100	0.00	0.05	-0.04	0.02	0.02	0.02	0.01	0.01	0.01	0.01
Cleveland-Akron-Lorain, OH	PM _{2.5}	Nonattainment	100	0.00	0.05	-0.04	0.02	0.02	0.02	0.01	0.01	0.01	0.01
Coachella Valley, CA	PM ₁₀	Serious	70	0.00	0.00	0.00	0.00	0.00	0.00	0.00	0.00	0.00	0.00
Colbert County, AL	SO _x	Maintenance	100	0.00	0.00	0.00	0.00	0.00	0.00	0.00	0.00	0.00	0.00
Colorado Springs, CO	CO	Maintenance	100	0.00	0.00	0.00	0.00	0.00	0.00	0.00	0.00	0.00	0.00
Columbia Falls, MT	PM ₁₀	Moderate	100	0.00	0.00	0.00	0.00	0.00	0.00	0.00	0.00	0.00	0.00
Columbia, SC	Ozone	Former Subpart 1	50	0.00	0.01	-0.01	0.00	0.00	0.00	0.00	0.00	0.00	0.00
Columbus, OH	Ozone	Maintenance	100	0.00	0.04	-0.03	0.01	0.01	0.01	0.01	0.01	0.01	0.01
Columbus, OH	PM _{2.5}	Nonattainment	100	0.00	0.04	-0.03	0.01	0.01	0.01	0.01	0.01	0.01	0.01
Conewango Township (Warren County), PA	SO _x	Maintenance	100	0.00	0.00	0.00	0.00	0.00	0.00	0.00	0.00	0.00	0.00
Coso Junction, CA	PM ₁₀	Moderate	100	0.00	0.00	0.00	0.00	0.00	0.00	0.00	0.00	0.00	0.00
Cuyahoga County, OH	PM ₁₀	Maintenance	100	0.00	0.01	-0.01	0.00	0.00	0.00	0.00	0.00	0.00	0.00
Cuyahoga County, OH	SO _x	Maintenance	100	0.00	0.01	-0.01	0.00	0.00	0.00	0.00	0.00	0.00	0.00
Dallas-Fort Worth, TX	Ozone	Moderate	50	0.00	0.04	-0.03	0.01	0.01	0.01	0.01	0.01	0.01	0.01
Dayton-Springfield, OH	Ozone	Maintenance	100	0.00	0.01	-0.01	0.01	0.01	0.01	0.01	0.00	0.00	0.00
Dayton-Springfield, OH	PM _{2.5}	Nonattainment	100	0.00	0.01	-0.01	0.01	0.01	0.01	0.01	0.00	0.00	0.00
Denver Metro, CO	PM ₁₀	Maintenance	100	0.00	0.02	-0.01	0.01	0.01	0.01	0.01	0.00	0.00	0.00
Denver-Boulder, CO	CO	Maintenance	100	0.00	0.02	-0.01	0.01	0.01	0.01	0.01	0.00	0.00	0.00
Denver-Boulder-Greeley-Fort Collins-Loveland, CO	Ozone	Former Subpart 1	50	0.00	0.02	-0.02	0.01	0.01	0.01	0.01	0.01	0.01	0.01
Detroit, MI	CO	Maintenance	100	0.00	0.02	-0.01	0.01	0.01	0.01	0.01	0.00	0.00	0.00
Detroit-Ann Arbor, MI	Ozone	Maintenance	100	0.00	0.12	-0.09	0.04	0.04	0.04	0.03	0.03	0.03	0.03
Detroit-Ann Arbor, MI	PM _{2.5}	Nonattainment	100	0.00	0.12	-0.09	0.04	0.04	0.04	0.03	0.03	0.03	0.03
Door County, WI	Ozone	Former Subpart 1	50	0.00	0.00	0.00	0.00	0.00	0.00	0.00	0.00	0.00	0.00
Douglas (Cochise County), AZ	PM ₁₀	Moderate	100	0.00	0.00	0.00	0.00	0.00	0.00	0.00	0.00	0.00	0.00

Table D2-12 Emission Changes <u>a/</u> (for Cumulative Impacts) by Nonattainment Area with Alternative Standards for HD Vehicles 1,3-Butadiene 2050													
Nonattainment Area	Pollutant	Status <u>c/</u>	General Conformity Threshold <u>d/</u>	Emissions Changes for Cumulative Impacts (tons/year)									
				Alt. 1	Alt. 2	Alt. 3	Alt. 4	Alt. 6A	Alt. 5	Alt. 6 <u>b/</u>	Alt. 7	Alt. 6B	Alt. 8
				No Action	Engine Only	Class 8 Tractors	Engines & Classes 7-8 Tractors	15% below Preferred Alternative Stringency	Engines, Classes 7-8 Tractors, & Classes 2b-3	Engines, Tractors, & Classes 2b-8	Engines, Tractors, & Truck, & Trailers	20% above Preferred Alternative Stringency	Accelerated Hybrid Adoption
Douglas (Cochise County), AZ	SO _x	Maintenance	100	0.00	0.00	0.00	0.00	0.00	0.00	0.00	0.00	0.00	0.00
Duluth, MN	CO	Maintenance	100	0.00	0.00	0.00	0.00	0.00	0.00	0.00	0.00	0.00	0.00
Eagle River, AK	PM ₁₀	Moderate	100	0.00	0.00	0.00	0.00	0.00	0.00	0.00	0.00	0.00	0.00
East Chicago, IN	CO	Maintenance	100	0.00	0.00	0.00	0.00	0.00	0.00	0.00	0.00	0.00	0.00
East Chicago, IN	PM ₁₀	Maintenance	100	0.00	0.00	0.00	0.00	0.00	0.00	0.00	0.00	0.00	0.00
East Helena Area (Lewis and Clark County), MT	SO _x	Nonattainment	100	0.00	0.00	0.00	0.00	0.00	0.00	0.00	0.00	0.00	0.00
El Paso County, TX	PM ₁₀	Moderate	100	0.00	0.00	0.00	0.00	0.00	0.00	0.00	0.00	0.00	0.00
El Paso, TX	CO	Maintenance	100	0.00	0.00	0.00	0.00	0.00	0.00	0.00	0.00	0.00	0.00
Erie, PA	Ozone	Maintenance	100	0.00	0.00	0.00	0.00	0.00	0.00	0.00	0.00	0.00	0.00
Essex County (Whiteface Mountain), NY	Ozone	Former Subpart 1	50	0.00	0.00	0.00	0.00	0.00	0.00	0.00	0.00	0.00	0.00
Eugene-Springfield, OR	CO	Maintenance	100	0.00	0.00	0.00	0.00	0.00	0.00	0.00	0.00	0.00	0.00
Eugene-Springfield, OR	PM ₁₀	Moderate	100	0.00	0.00	0.00	0.00	0.00	0.00	0.00	0.00	0.00	0.00
Evansville, IN	Ozone	Maintenance	100	0.00	0.01	-0.01	0.00	0.00	0.00	0.00	0.00	0.00	0.00
Evansville, IN	PM _{2.5}	Nonattainment	100	0.00	0.01	-0.01	0.00	0.00	0.00	0.00	0.00	0.00	0.00
Fairbanks, AK	CO	Maintenance	100	0.00	0.00	0.00	0.00	0.00	0.00	0.00	0.00	0.00	0.00
Fayetteville, NC	Ozone	Former Subpart 1	50	0.00	0.00	0.00	0.00	0.00	0.00	0.00	0.00	0.00	0.00
Flathead County; Whitefish and vicinity, MT	PM ₁₀	Moderate	100	0.00	0.00	0.00	0.00	0.00	0.00	0.00	0.00	0.00	0.00
Flint, MI	Ozone	Maintenance	100	0.00	0.01	0.00	0.00	0.00	0.00	0.00	0.00	0.00	0.00
Follansbee, WV	PM ₁₀	Maintenance	100	0.00	0.00	0.00	0.00	0.00	0.00	0.00	0.00	0.00	0.00
Fort Collins, CO	CO	Maintenance	100	0.00	0.00	0.00	0.00	0.00	0.00	0.00	0.00	0.00	0.00
Fort Hall Reservation, ID	PM ₁₀	Moderate	100	0.00	0.00	0.00	0.00	0.00	0.00	0.00	0.00	0.00	0.00
Fort Wayne, IN	Ozone	Maintenance	100	0.00	0.00	0.00	0.00	0.00	0.00	0.00	0.00	0.00	0.00
Franklin County, PA	Ozone	Maintenance	100	0.00	0.00	0.00	0.00	0.00	0.00	0.00	0.00	0.00	0.00
Franklin Township (Coshocton County), OH	SO _x	Maintenance	100	0.00	0.00	0.00	0.00	0.00	0.00	0.00	0.00	0.00	0.00
Frederick County, VA	Ozone	Former Subpart 1	50	0.00	0.00	0.00	0.00	0.00	0.00	0.00	0.00	0.00	0.00
Fredericksburg, VA	Ozone	Maintenance	100	0.00	0.00	0.00	0.00	0.00	0.00	0.00	0.00	0.00	0.00
Freehold, NJ	CO	Maintenance	100	0.00	0.00	0.00	0.00	0.00	0.00	0.00	0.00	0.00	0.00
Fresno, CA	CO	Maintenance	100	0.00	0.00	0.00	0.00	0.00	0.00	0.00	0.00	0.00	0.00
Grand Rapids, MI	Ozone	Maintenance	100	0.00	0.01	-0.01	0.00	0.00	0.00	0.00	0.00	0.00	0.00
Granite City, Nameoki Townships, IL	PM ₁₀	Maintenance	100	0.00	0.00	0.00	0.00	0.00	0.00	0.00	0.00	0.00	0.00
Grant County, NM	SO _x	Maintenance	100	0.00	0.00	0.00	0.00	0.00	0.00	0.00	0.00	0.00	0.00
Grants Pass, OR	CO	Maintenance	100	0.00	0.00	0.00	0.00	0.00	0.00	0.00	0.00	0.00	0.00
Grants Pass, OR	PM ₁₀	Maintenance	100	0.00	0.00	0.00	0.00	0.00	0.00	0.00	0.00	0.00	0.00
Great Falls, MT	CO	Maintenance	100	0.00	0.00	0.00	0.00	0.00	0.00	0.00	0.00	0.00	0.00
Greater Connecticut, CT	Ozone	Moderate	50	0.00	0.01	0.00	0.00	0.00	0.00	0.00	0.00	0.00	0.00
Greeley, CO	CO	Maintenance	100	0.00	0.00	0.00	0.00	0.00	0.00	0.00	0.00	0.00	0.00
Green Bay, WI	SO _x	Maintenance	100	0.00	0.00	0.00	0.00	0.00	0.00	0.00	0.00	0.00	0.00
Greene County, IN	Ozone	Maintenance	100	0.00	0.00	0.00	0.00	0.00	0.00	0.00	0.00	0.00	0.00
Greene County, PA	Ozone	Maintenance	100	0.00	0.00	0.00	0.00	0.00	0.00	0.00	0.00	0.00	0.00
Greensboro-Winston Salem-High Point, NC	Ozone	Marginal	50	0.00	0.02	-0.01	0.01	0.01	0.01	0.01	0.01	0.01	0.01
Greensboro-Winston salem-High Point, NC	PM _{2.5}	Nonattainment	100	0.00	0.02	-0.01	0.01	0.01	0.01	0.01	0.01	0.01	0.01
Greenville-Spartanburg-Anderson, SC	Ozone	Former Subpart 1	50	0.00	0.01	-0.01	0.00	0.00	0.00	0.00	0.00	0.00	0.00
Groveland Township (Tazewell County), IL	SO _x	Maintenance	100	0.00	0.00	0.00	0.00	0.00	0.00	0.00	0.00	0.00	0.00

Table D2-12 Emission Changes <u>a/</u> (for Cumulative Impacts) by Nonattainment Area with Alternative Standards for HD Vehicles 1,3-Butadiene 2050														
Nonattainment Area	Pollutant	Status <u>c/</u>	General Conformity Threshold <u>d/</u>	Emissions Changes for Cumulative Impacts (tons/year)										
				Alt. 1	Alt. 2	Alt. 3	Alt. 4	Alt. 6A	Alt. 5	Alt. 6 <u>b/</u>	Alt. 7	Alt. 6B	Alt. 8	
				No Action	Engine Only	Class 8 Tractors	Engines & Classes 7-8 Tractors	15% below Preferred Alternative Stringency	Engines, Classes 7-8 Tractors, & Classes 2b-3	Engines, Tractors, & Classes 2b-8	Engines, Tractors, & Truck, & Trailers	20% above Preferred Alternative Stringency	Accelerated Hybrid Adoption	
Hancock-Knox-Lincoln-Waldo Counties, ME	Ozone	Maintenance	100	0.00	0.00	0.00	0.00	0.00	0.00	0.00	0.00	0.00	0.00	0.00
Harrisburg-Lebanon-Carlisle, PA	Ozone	Maintenance	100	0.00	0.02	-0.02	0.01	0.01	0.01	0.01	0.01	0.01	0.01	0.01
Harrisburg-Lebanon-Carlisle, PA	PM _{2.5}	Nonattainment	100	0.00	0.02	-0.02	0.01	0.01	0.01	0.01	0.01	0.01	0.01	0.01
Hartford-New Britain-Middletown, CT	CO	Maintenance	100	0.00	0.00	0.00	0.00	0.00	0.00	0.00	0.00	0.00	0.00	0.00
Hayden (Pinal County), AZ	SO _x	Nonattainment	100	0.00	0.00	0.00	0.00	0.00	0.00	0.00	0.00	0.00	0.00	0.00
Hayden/Miami, AZ	PM ₁₀	Moderate	100	0.00	0.00	0.00	0.00	0.00	0.00	0.00	0.00	0.00	0.00	0.00
Haywood and Swain Counties (Great Smoky Mountain NP), NC	Ozone	Maintenance	100	0.00	0.00	0.00	0.00	0.00	0.00	0.00	0.00	0.00	0.00	0.00
Hazelwood, PA	SO _x	Maintenance	100	0.00	0.00	0.00	0.00	0.00	0.00	0.00	0.00	0.00	0.00	0.00
Hickory, NC	PM _{2.5}	Nonattainment	100	0.00	0.00	0.00	0.00	0.00	0.00	0.00	0.00	0.00	0.00	0.00
Hickory-Morgantown-Lenoir, NC	Ozone	Former Subpart 1	50	0.00	0.00	0.00	0.00	0.00	0.00	0.00	0.00	0.00	0.00	0.00
Hollis Township, IL	SO _x	Maintenance	100	0.00	0.00	0.00	0.00	0.00	0.00	0.00	0.00	0.00	0.00	0.00
Houston-Galveston-Brazoria, TX	Ozone	Severe	25	0.00	-0.81	-0.31	-0.83	-0.83	-0.83	-0.83	-0.83	-0.83	-0.83	-0.83
Humphreys County, TN	SO _x	Maintenance	100	0.00	0.00	0.00	0.00	0.00	0.00	0.00	0.00	0.00	0.00	0.00
Huntington-Ashland, WV-KY-OH	PM _{2.5}	Nonattainment	100	0.00	0.00	0.00	0.00	0.00	0.00	0.00	0.00	0.00	0.00	0.00
Huntington-Ashland, WV-KY	Ozone	Maintenance	100	0.00	0.00	0.00	0.00	0.00	0.00	0.00	0.00	0.00	0.00	0.00
Huron County, MI	Ozone	Maintenance	100	0.00	0.00	0.00	0.00	0.00	0.00	0.00	0.00	0.00	0.00	0.00
Imperial County, CA	Ozone	Moderate	50	0.00	0.00	0.00	0.00	0.00	0.00	0.00	0.00	0.00	0.00	0.00
Imperial Valley, CA	PM ₁₀	Serious	70	0.00	0.00	0.00	0.00	0.00	0.00	0.00	0.00	0.00	0.00	0.00
Indian Wells, CA	PM ₁₀	Maintenance	100	0.00	0.00	0.00	0.00	0.00	0.00	0.00	0.00	0.00	0.00	0.00
Indianapolis, IN	CO	Maintenance	100	0.00	0.04	-0.03	0.01	0.01	0.01	0.01	0.01	0.01	0.01	0.01
Indianapolis, IN	Ozone	Maintenance	100	0.00	0.04	-0.03	0.01	0.01	0.01	0.01	0.01	0.01	0.01	0.01
Indianapolis, IN	PM _{2.5}	Nonattainment	100	0.00	0.04	-0.03	0.01	0.01	0.01	0.01	0.01	0.01	0.01	0.01
Jackson County, IN	Ozone	Maintenance	100	0.00	0.00	0.00	0.00	0.00	0.00	0.00	0.00	0.00	0.00	0.00
Jamestown, NY	Ozone	Former Subpart 1	50	0.00	0.00	0.00	0.00	0.00	0.00	0.00	0.00	0.00	0.00	0.00
Jefferson County, NY	Ozone	Moderate	50	0.00	0.00	0.00	0.00	0.00	0.00	0.00	0.00	0.00	0.00	0.00
Jefferson County, OH	PM ₁₀	Maintenance	100	0.00	0.00	0.00	0.00	0.00	0.00	0.00	0.00	0.00	0.00	0.00
Johnson City-Kingsport-Bristol, TN	Ozone	Former Subpart 1	50	0.00	0.00	0.00	0.00	0.00	0.00	0.00	0.00	0.00	0.00	0.00
Johnstown, PA	Ozone	Maintenance	100	0.00	0.00	0.00	0.00	0.00	0.00	0.00	0.00	0.00	0.00	0.00
Johnstown, PA	PM _{2.5}	Nonattainment	100	0.00	0.00	0.00	0.00	0.00	0.00	0.00	0.00	0.00	0.00	0.00
Juneau, AK	PM ₁₀	Moderate	100	0.00	0.00	0.00	0.00	0.00	0.00	0.00	0.00	0.00	0.00	0.00
Kalamazoo-Battle Creek, MI	Ozone	Maintenance	100	0.00	0.01	0.00	0.00	0.00	0.00	0.00	0.00	0.00	0.00	0.00
Kalispell, MT	PM ₁₀	Moderate	100	0.00	0.00	0.00	0.00	0.00	0.00	0.00	0.00	0.00	0.00	0.00
Kent and Queen Annes Counties, MD	Ozone	Maintenance	100	0.00	0.00	0.00	0.00	0.00	0.00	0.00	0.00	0.00	0.00	0.00
Kent, WA	PM ₁₀	Maintenance	100	0.00	0.00	0.00	0.00	0.00	0.00	0.00	0.00	0.00	0.00	0.00
Kern County (Eastern Kern), CA	Ozone	Former Subpart 1	50	0.00	0.00	0.00	0.00	0.00	0.00	0.00	0.00	0.00	0.00	0.00
Kewaunee County, WI	Ozone	Maintenance	100	0.00	0.00	0.00	0.00	0.00	0.00	0.00	0.00	0.00	0.00	0.00
King County, WA	PM ₁₀	Maintenance	100	0.00	0.00	0.00	0.00	0.00	0.00	0.00	0.00	0.00	0.00	0.00
Klamath Falls, OR	CO	Maintenance	100	0.00	0.00	0.00	0.00	0.00	0.00	0.00	0.00	0.00	0.00	0.00
Klamath Falls, OR	PM ₁₀	Maintenance	100	0.00	0.00	0.00	0.00	0.00	0.00	0.00	0.00	0.00	0.00	0.00
Knoxville, TN	Ozone	Former Subpart 1	50	0.00	0.03	-0.02	0.01	0.01	0.01	0.01	0.01	0.01	0.01	0.01
Knoxville, TN	PM _{2.5}	Nonattainment	100	0.00	0.03	-0.02	0.01	0.01	0.01	0.01	0.01	0.01	0.01	0.01
La Porte County, IN	SO _x	Maintenance	100	0.00	0.00	0.00	0.00	0.00	0.00	0.00	0.00	0.00	0.00	0.00
LaGrande, OR	PM ₁₀	Maintenance	100	0.00	0.00	0.00	0.00	0.00	0.00	0.00	0.00	0.00	0.00	0.00

Table D2-12 Emission Changes <u>a/</u> (for Cumulative Impacts) by Nonattainment Area with Alternative Standards for HD Vehicles 1,3-Butadiene 2050													
Nonattainment Area	Pollutant	Status <u>c/</u>	General Conformity Threshold <u>d/</u>	Emissions Changes for Cumulative Impacts (tons/year)									
				Alt. 1	Alt. 2	Alt. 3	Alt. 4	Alt. 6A	Alt. 5	Alt. 6 <u>b/</u>	Alt. 7	Alt. 6B	Alt. 8
				No Action	Engine Only	Class 8 Tractors	Engines & Classes 7-8 Tractors	15% below Preferred Alternative Stringency	Engines, Classes 7-8 Tractors, & Classes 2b-3	Engines, Tractors, & Classes 2b-8	Engines, Tractors, & Truck, & Trailers	20% above Preferred Alternative Stringency	Accelerated Hybrid Adoption
Lake County, IN	SO _x	Maintenance	100	0.00	0.00	0.00	0.00	0.00	0.00	0.00	0.00	0.00	0.00
Lake County, OH	SO _x	Maintenance	100	0.00	0.00	0.00	0.00	0.00	0.00	0.00	0.00	0.00	0.00
Lake County, OR	PM ₁₀	Maintenance	100	0.00	0.00	0.00	0.00	0.00	0.00	0.00	0.00	0.00	0.00
Lake Tahoe North Shore, CA	CO	Maintenance	100	0.00	0.00	0.00	0.00	0.00	0.00	0.00	0.00	0.00	0.00
Lake Tahoe South Shore, CA	CO	Maintenance	100	0.00	0.00	0.00	0.00	0.00	0.00	0.00	0.00	0.00	0.00
Lake Tahoe, NV	CO	Maintenance	100	0.00	0.00	0.00	0.00	0.00	0.00	0.00	0.00	0.00	0.00
Lamar, CO	PM ₁₀	Maintenance	100	0.00	0.00	0.00	0.00	0.00	0.00	0.00	0.00	0.00	0.00
Lame Deer, MT	PM ₁₀	Moderate	100	0.00	0.00	0.00	0.00	0.00	0.00	0.00	0.00	0.00	0.00
Lancaster, PA	Ozone	Maintenance	100	0.00	0.01	-0.01	0.00	0.00	0.00	0.00	0.00	0.00	0.00
Lancaster, PA	PM _{2.5}	Nonattainment	100	0.00	0.01	-0.01	0.00	0.00	0.00	0.00	0.00	0.00	0.00
Lane County, OR	PM ₁₀	Moderate	100	0.00	0.00	0.00	0.00	0.00	0.00	0.00	0.00	0.00	0.00
Lansing-East Lansing, MI	Ozone	Maintenance	100	0.00	0.01	0.00	0.00	0.00	0.00	0.00	0.00	0.00	0.00
LaPorte, IN	Ozone	Maintenance	100	0.00	0.00	0.00	0.00	0.00	0.00	0.00	0.00	0.00	0.00
Las Vegas, NV	CO	Serious	100	0.00	0.00	0.00	0.00	0.00	0.00	0.00	0.00	0.00	0.00
Las Vegas, NV	Ozone	Former Subpart 1	50	0.00	0.00	0.00	0.00	0.00	0.00	0.00	0.00	0.00	0.00
Lauderdale County, AL	SO _x	Maintenance	100	0.00	0.00	0.00	0.00	0.00	0.00	0.00	0.00	0.00	0.00
Laurel Area (Yellowstone County), MT	SO _x	Nonattainment	100	0.00	0.00	0.00	0.00	0.00	0.00	0.00	0.00	0.00	0.00
Libby, MT	PM ₁₀	Moderate	100	0.00	0.00	0.00	0.00	0.00	0.00	0.00	0.00	0.00	0.00
Libby, MT	PM _{2.5}	Nonattainment	100	0.00	0.00	0.00	0.00	0.00	0.00	0.00	0.00	0.00	0.00
Liberty-Clairton, PA	PM _{2.5}	Nonattainment	100	0.00	0.00	0.00	0.00	0.00	0.00	0.00	0.00	0.00	0.00
Lima, OH	Ozone	Maintenance	100	0.00	0.00	0.00	0.00	0.00	0.00	0.00	0.00	0.00	0.00
Longmont, CO	CO	Maintenance	100	0.00	0.00	0.00	0.00	0.00	0.00	0.00	0.00	0.00	0.00
Lorain County, OH	SO _x	Maintenance	100	0.00	0.00	0.00	0.00	0.00	0.00	0.00	0.00	0.00	0.00
Los Angeles South Coast Air Basin, CA	CO	Maintenance	100	0.00	0.30	-0.24	0.10	0.10	0.10	0.08	0.08	0.08	0.08
Los Angeles South Coast Air Basin, CA	NO _x	Maintenance	100	0.00	0.30	-0.24	0.10	0.10	0.10	0.08	0.08	0.08	0.08
Los Angeles South Coast Air Basin, CA	Ozone	Extreme	10	0.00	0.30	-0.24	0.10	0.10	0.10	0.08	0.08	0.08	0.08
Los Angeles South Coast Air Basin, CA	PM ₁₀	Serious	70	0.00	0.30	-0.24	0.10	0.10	0.10	0.08	0.08	0.08	0.08
Los Angeles South Coast Air Basin, CA	PM _{2.5}	Nonattainment	100	0.00	0.30	-0.24	0.10	0.10	0.10	0.08	0.08	0.08	0.08
Los Angeles-San Bernardino Counties (western Mohave), CA	Ozone	Moderate	50	0.00	0.00	0.00	0.00	0.00	0.00	0.00	0.00	0.00	0.00
Louisville, KY-IN	Ozone	Maintenance	100	0.00	0.02	-0.02	0.01	0.01	0.01	0.01	0.01	0.01	0.01
Louisville, KY-IN	PM _{2.5}	Nonattainment	100	0.00	0.02	-0.02	0.01	0.01	0.01	0.01	0.01	0.01	0.01
Lowell, MA	CO	Maintenance	100	0.00	0.00	0.00	0.00	0.00	0.00	0.00	0.00	0.00	0.00
Lucas County, OH	SO _x	Maintenance	100	0.00	0.00	0.00	0.00	0.00	0.00	0.00	0.00	0.00	0.00
Lyons Township, IL	PM ₁₀	Maintenance	100	0.00	0.00	0.00	0.00	0.00	0.00	0.00	0.00	0.00	0.00
Macon, GA	Ozone	Maintenance	100	0.00	0.00	0.00	0.00	0.00	0.00	0.00	0.00	0.00	0.00
Macon, GA	PM _{2.5}	Nonattainment	100	0.00	0.00	0.00	0.00	0.00	0.00	0.00	0.00	0.00	0.00
Madison and Page Counties (Shenandoah NP), VA	Ozone	Maintenance	100	0.00	0.00	0.00	0.00	0.00	0.00	0.00	0.00	0.00	0.00
Madison, WI	SO _x	Maintenance	100	0.00	0.00	0.00	0.00	0.00	0.00	0.00	0.00	0.00	0.00
Mammoth Lake, CA	PM ₁₀	Moderate	100	0.00	0.00	0.00	0.00	0.00	0.00	0.00	0.00	0.00	0.00
Manchester, NH	CO	Maintenance	100	0.00	0.00	0.00	0.00	0.00	0.00	0.00	0.00	0.00	0.00
Manitowoc County, WI	Ozone	Former Subpart 1	50	0.00	0.00	0.00	0.00	0.00	0.00	0.00	0.00	0.00	0.00
Marion County, IN	SO _x	Maintenance	100	0.00	0.00	0.00	0.00	0.00	0.00	0.00	0.00	0.00	0.00
Mariposa and Tuolumne Counties (Southern Mountain), CA	Ozone	Former Subpart 1	50	0.00	0.00	0.00	0.00	0.00	0.00	0.00	0.00	0.00	0.00

Table D2-12 Emission Changes <u>a/</u> (for Cumulative Impacts) by Nonattainment Area with Alternative Standards for HD Vehicles 1,3-Butadiene 2050													
Nonattainment Area	Pollutant	Status <u>c/</u>	General Conformity Threshold <u>d/</u>	Emissions Changes for Cumulative Impacts (tons/year)									
				Alt. 1	Alt. 2	Alt. 3	Alt. 4	Alt. 6A	Alt. 5	Alt. 6 <u>b/</u>	Alt. 7	Alt. 6B	Alt. 8
				No Action	Engine Only	Class 8 Tractors	Engines & Classes 7-8 Tractors	15% below Preferred Alternative Stringency	Engines, Classes 7-8 Tractors, & Classes 2b-3	Engines, Tractors, & Classes 2b-8	Engines, Tractors, & Truck, & Trailers	20% above Preferred Alternative Stringency	Accelerated Hybrid Adoption
Martinsburg, WV-Hagerstown, MD	PM _{2.5}	Nonattainment	100	0.00	0.00	0.00	0.00	0.00	0.00	0.00	0.00	0.00	0.00
Mason County, MI	Ozone	Maintenance	100	0.00	0.00	0.00	0.00	0.00	0.00	0.00	0.00	0.00	0.00
Medford, OR	CO	Maintenance	100	0.00	0.00	0.00	0.00	0.00	0.00	0.00	0.00	0.00	0.00
Medford-Ashland, OR	PM ₁₀	Maintenance	100	0.00	0.00	0.00	0.00	0.00	0.00	0.00	0.00	0.00	0.00
Memphis, TN-AR	Ozone	Maintenance	100	0.00	0.01	-0.01	0.00	0.00	0.00	0.00	0.00	0.00	0.00
Memphis, TN	CO	Maintenance	100	0.00	0.01	-0.01	0.00	0.00	0.00	0.00	0.00	0.00	0.00
Miami (Gila County), AZ	SO _x	Maintenance	100	0.00	0.00	0.00	0.00	0.00	0.00	0.00	0.00	0.00	0.00
Millinocket AQCR 109, ME	SO _x	Maintenance	100	0.00	0.00	0.00	0.00	0.00	0.00	0.00	0.00	0.00	0.00
Milwaukee, WI	SO _x	Maintenance	100	0.00	0.00	0.00	0.00	0.00	0.00	0.00	0.00	0.00	0.00
Milwaukee-Racine, WI	Ozone	Moderate	50	0.00	0.02	-0.01	0.01	0.01	0.01	0.01	0.00	0.00	0.00
Minneapolis-St Paul, MN	CO	Maintenance	100	0.00	0.02	-0.05	-0.01	-0.01	-0.01	-0.01	-0.01	-0.01	-0.01
Minneapolis-St Paul, MN	SO _x	Maintenance	100	0.00	0.05	-0.04	0.02	0.02	0.02	0.01	0.01	0.01	0.01
Missoula, MT	CO	Maintenance	100	0.00	0.00	0.00	0.00	0.00	0.00	0.00	0.00	0.00	0.00
Missoula, MT	PM ₁₀	Moderate	100	0.00	0.00	0.00	0.00	0.00	0.00	0.00	0.00	0.00	0.00
Modesto, CA	CO	Maintenance	100	0.00	0.00	0.00	0.00	0.00	0.00	0.00	0.00	0.00	0.00
Mohave County, AZ	PM ₁₀	Maintenance	100	0.00	0.00	0.00	0.00	0.00	0.00	0.00	0.00	0.00	0.00
Mono Basin, CA	PM ₁₀	Moderate	100	0.00	0.00	0.00	0.00	0.00	0.00	0.00	0.00	0.00	0.00
Morenci (Greenlee County), AZ	SO _x	Maintenance	100	0.00	0.00	0.00	0.00	0.00	0.00	0.00	0.00	0.00	0.00
Morristown, NJ	CO	Maintenance	100	0.00	0.00	0.00	0.00	0.00	0.00	0.00	0.00	0.00	0.00
Muhlenberg County, KY	SO _x	Maintenance	100	0.00	0.00	0.00	0.00	0.00	0.00	0.00	0.00	0.00	0.00
Muncie, IN	Ozone	Maintenance	100	0.00	0.00	0.00	0.00	0.00	0.00	0.00	0.00	0.00	0.00
Murray County (Chattahoochee NF), GA	Ozone	Maintenance	100	0.00	0.00	0.00	0.00	0.00	0.00	0.00	0.00	0.00	0.00
Muscatine County, IA	SO _x	Maintenance	100	0.00	0.00	0.00	0.00	0.00	0.00	0.00	0.00	0.00	0.00
Muskegon, MI	Ozone	Maintenance	100	0.00	0.00	0.00	0.00	0.00	0.00	0.00	0.00	0.00	0.00
Nashua, NH	CO	Maintenance	100	0.00	0.00	0.00	0.00	0.00	0.00	0.00	0.00	0.00	0.00
Nashville, TN	Ozone	Former Subpart 1	50	0.00	0.02	-0.02	0.01	0.01	0.01	0.01	0.00	0.00	0.00
Nevada County (western part), CA	Ozone	Former Subpart 1	50	0.00	0.00	0.00	0.00	0.00	0.00	0.00	0.00	0.00	0.00
New Haven County, CT	PM ₁₀	Maintenance	100	0.00	0.00	0.00	0.00	0.00	0.00	0.00	0.00	0.00	0.00
New Haven-Meriden-Waterbury, CT	CO	Maintenance	100	0.00	0.00	0.00	0.00	0.00	0.00	0.00	0.00	0.00	0.00
New Manchester-Grant Magisterial District (Hancock County), WV	SO _x	Maintenance	100	0.00	0.00	0.00	0.00	0.00	0.00	0.00	0.00	0.00	0.00
New York County, NY	PM ₁₀	Moderate	100	0.00	0.00	0.00	0.00	0.00	0.00	0.00	0.00	0.00	0.00
New York-N. New Jersey-Long Island, NY-NJ-CT	CO	Maintenance	100	0.00	0.08	-0.06	0.03	0.03	0.03	0.03	0.02	0.02	0.02
New York-N. New Jersey-Long Island, NY-NJ-CT	PM _{2.5}	Nonattainment	100	0.00	0.08	-0.06	0.03	0.03	0.03	0.03	0.02	0.02	0.02
New York-northern New Jersey-Long Island, NY-NJ-CT	Ozone	Moderate	50	0.00	0.05	-0.04	0.02	0.02	0.02	0.02	0.02	0.02	0.02
Nogales, AZ	PM ₁₀	Moderate	100	0.00	0.00	0.00	0.00	0.00	0.00	0.00	0.00	0.00	0.00
Norfolk-Virginia Beach-Newport News, VA	Ozone	Maintenance	100	0.00	0.00	0.00	0.00	0.00	0.00	0.00	0.00	0.00	0.00
Ogden, UT	CO	Maintenance	100	0.00	0.00	0.00	0.00	0.00	0.00	0.00	0.00	0.00	0.00
Ogden, UT	PM ₁₀	Moderate	100	0.00	0.00	0.00	0.00	0.00	0.00	0.00	0.00	0.00	0.00
Oglesby, IL	PM ₁₀	Maintenance	100	0.00	0.00	0.00	0.00	0.00	0.00	0.00	0.00	0.00	0.00
Olmsted County, MN	PM ₁₀	Maintenance	100	0.00	0.00	0.00	0.00	0.00	0.00	0.00	0.00	0.00	0.00
Olympia, Tumwater, Lacey, WA	PM ₁₀	Maintenance	100	0.00	0.00	0.00	0.00	0.00	0.00	0.00	0.00	0.00	0.00
Owens Valley, CA	PM ₁₀	Serious	70	0.00	0.00	0.00	0.00	0.00	0.00	0.00	0.00	0.00	0.00
Pagosa Springs, CO	PM ₁₀	Maintenance	100	0.00	0.00	0.00	0.00	0.00	0.00	0.00	0.00	0.00	0.00

Table D2-12 Emission Changes <u>a/</u> (for Cumulative Impacts) by Nonattainment Area with Alternative Standards for HD Vehicles 1,3-Butadiene 2050														
Nonattainment Area	Pollutant	Status <u>c/</u>	General Conformity Threshold <u>d/</u>	Emissions Changes for Cumulative Impacts (tons/year)										
				Alt. 1	Alt. 2	Alt. 3	Alt. 4	Alt. 6A	Alt. 5	Alt. 6 <u>b/</u>	Alt. 7	Alt. 6B	Alt. 8	
				No Action	Engine Only	Class 8 Tractors	Engines & Classes 7-8 Tractors	15% below Preferred Alternative Stringency	Engines, Classes 7-8 Tractors, & Classes 2b-3	Engines, Tractors, & Classes 2b-8	Engines, Tractors, & Truck, & Trailers	20% above Preferred Alternative Stringency	Accelerated Hybrid Adoption	
Parkersburg-Marietta, WV-OH	Ozone	Maintenance	100	0.00	0.00	0.00	0.00	0.00	0.00	0.00	0.00	0.00	0.00	0.00
Parkersburg-Marietta, WV-OH	PM _{2.5}	Nonattainment	100	0.00	0.00	0.00	0.00	0.00	0.00	0.00	0.00	0.00	0.00	0.00
Payson, AZ	PM ₁₀	Maintenance	100	0.00	0.00	0.00	0.00	0.00	0.00	0.00	0.00	0.00	0.00	0.00
Penns Grove, NJ	CO	Maintenance	100	0.00	0.00	0.00	0.00	0.00	0.00	0.00	0.00	0.00	0.00	0.00
Peoria, IL	SO _x	Maintenance	100	0.00	0.00	0.00	0.00	0.00	0.00	0.00	0.00	0.00	0.00	0.00
Perth Amboy, NJ	CO	Maintenance	100	0.00	0.00	0.00	0.00	0.00	0.00	0.00	0.00	0.00	0.00	0.00
Philadelphia-Camden County, PA-NJ	CO	Maintenance	100	0.00	0.00	0.00	0.00	0.00	0.00	0.00	0.00	0.00	0.00	0.00
Phildelphia-Wilmington, PA-NY-DE	PM _{2.5}	Nonattainment	100	0.00	-0.19	-0.09	-0.21	-0.21	-0.21	-0.21	-0.21	-0.21	-0.21	-0.21
Phildelphia-Wilmington-Atlantic City, PA-NY-MD-DE	Ozone	Moderate	50	0.00	-0.18	-0.10	-0.21	-0.21	-0.21	-0.21	-0.21	-0.21	-0.21	-0.21
Phoenix, AZ	CO	Maintenance	100	0.00	0.06	-0.05	0.02	0.02	0.02	0.02	0.02	0.02	0.02	0.02
Phoenix, AZ	PM ₁₀	Serious	70	0.00	0.06	-0.05	0.02	0.02	0.02	0.02	0.02	0.02	0.02	0.02
Phoenix-Mesa, AZ	Ozone	Former Subpart 1	50	0.00	0.03	-0.03	0.01	0.01	0.01	0.01	0.01	0.01	0.01	0.01
Pierce County, WA	PM ₁₀	Maintenance	100	0.00	0.00	0.00	0.00	0.00	0.00	0.00	0.00	0.00	0.00	0.00
Pinehurst, ID	PM ₁₀	Moderate	100	0.00	0.00	0.00	0.00	0.00	0.00	0.00	0.00	0.00	0.00	0.00
Pittsburgh, PA	CO	Maintenance	100	0.00	0.00	0.00	0.00	0.00	0.00	0.00	0.00	0.00	0.00	0.00
Pittsburgh-Beaver Valley, PA	Ozone	Former Subpart 1	50	0.00	0.03	-0.02	0.01	0.01	0.01	0.01	0.01	0.01	0.01	0.01
Pittsburgh-Beaver Valley, PA	PM _{2.5}	Nonattainment	100	0.00	0.03	-0.02	0.01	0.01	0.01	0.01	0.01	0.01	0.01	0.01
Polk County, TN	SO _x	Maintenance	100	0.00	0.00	0.00	0.00	0.00	0.00	0.00	0.00	0.00	0.00	0.00
Polson, MT	PM ₁₀	Moderate	100	0.00	0.00	0.00	0.00	0.00	0.00	0.00	0.00	0.00	0.00	0.00
Portland, ME	Ozone	Maintenance	100	0.00	0.01	0.00	0.00	0.00	0.00	0.00	0.00	0.00	0.00	0.00
Portland, OR	CO	Maintenance	100	0.00	0.01	-0.01	0.00	0.00	0.00	0.00	0.00	0.00	0.00	0.00
Portneuf Valley, ID	PM ₁₀	Maintenance	100	0.00	0.00	0.00	0.00	0.00	0.00	0.00	0.00	0.00	0.00	0.00
Poughkeepsie, NY	Ozone	Moderate	50	0.00	0.01	0.00	0.00	0.00	0.00	0.00	0.00	0.00	0.00	0.00
Presque Isle, ME	PM ₁₀	Maintenance	100	0.00	0.00	0.00	0.00	0.00	0.00	0.00	0.00	0.00	0.00	0.00
Providence (entire State), RI	Ozone	Moderate	50	0.00	0.00	0.00	0.00	0.00	0.00	0.00	0.00	0.00	0.00	0.00
Provo, UT	CO	Maintenance	100	0.00	0.00	0.00	0.00	0.00	0.00	0.00	0.00	0.00	0.00	0.00
Raleigh-Durham, NC	CO	Maintenance	100	0.00	0.01	-0.01	0.00	0.00	0.00	0.00	0.00	0.00	0.00	0.00
Raleigh-Durham-Chapel Hill, NC	Ozone	Maintenance	100	0.00	0.02	-0.01	0.01	0.01	0.01	0.01	0.00	0.00	0.00	0.00
Ramsey County, MN	PM ₁₀	Maintenance	100	0.00	0.00	0.00	0.00	0.00	0.00	0.00	0.00	0.00	0.00	0.00
Reading, PA	Ozone	Maintenance	100	0.00	0.01	0.00	0.00	0.00	0.00	0.00	0.00	0.00	0.00	0.00
Reading, PA	PM _{2.5}	Nonattainment	100	0.00	0.01	0.00	0.00	0.00	0.00	0.00	0.00	0.00	0.00	0.00
Reno, NV	CO	Maintenance	100	0.00	0.00	0.00	0.00	0.00	0.00	0.00	0.00	0.00	0.00	0.00
Rhineland (Oneida County), WI	SO _x	Maintenance	100	0.00	0.00	0.00	0.00	0.00	0.00	0.00	0.00	0.00	0.00	0.00
Richmond-Petersburg, VA	Ozone	Maintenance	100	0.00	0.00	0.00	0.00	0.00	0.00	0.00	0.00	0.00	0.00	0.00
Rillito, AZ	PM ₁₀	Moderate	100	0.00	0.00	0.00	0.00	0.00	0.00	0.00	0.00	0.00	0.00	0.00
Riverside County (Coachella Valley), CA	Ozone	Severe	25	0.00	0.00	0.00	0.00	0.00	0.00	0.00	0.00	0.00	0.00	0.00
Roanoke, VA	Ozone	Former Subpart 1	50	0.00	0.00	0.00	0.00	0.00	0.00	0.00	0.00	0.00	0.00	0.00
Rochester (Olmsted County), MN	SO _x	Maintenance	100	0.00	0.00	0.00	0.00	0.00	0.00	0.00	0.00	0.00	0.00	0.00
Rochester, NY	Ozone	Former Subpart 1	50	0.00	0.01	0.00	0.00	0.00	0.00	0.00	0.00	0.00	0.00	0.00
Rocky Mount, NC	Ozone	Maintenance	100	0.00	0.00	0.00	0.00	0.00	0.00	0.00	0.00	0.00	0.00	0.00
Rome, GA	PM _{2.5}	Nonattainment	100	0.00	0.00	0.00	0.00	0.00	0.00	0.00	0.00	0.00	0.00	0.00
Ronan, MT	PM ₁₀	Moderate	100	0.00	0.00	0.00	0.00	0.00	0.00	0.00	0.00	0.00	0.00	0.00
Rothschild, Rib Mountain, Weston (Marathon County), WI	SO _x	Maintenance	100	0.00	0.00	0.00	0.00	0.00	0.00	0.00	0.00	0.00	0.00	0.00

Table D2-12 Emission Changes <u>a/</u> (for Cumulative Impacts) by Nonattainment Area with Alternative Standards for HD Vehicles 1,3-Butadiene 2050														
Nonattainment Area	Pollutant	Status <u>c/</u>	General Conformity Threshold <u>d/</u>	Emissions Changes for Cumulative Impacts (tons/year)										
				Alt. 1	Alt. 2	Alt. 3	Alt. 4	Alt. 6A	Alt. 5	Alt. 6 <u>b/</u>	Alt. 7	Alt. 6B	Alt. 8	
				No Action	Engine Only	Class 8 Tractors	Engines & Classes 7-8 Tractors	15% below Preferred Alternative Stringency	Engines, Classes 7-8 Tractors, & Classes 2b-3	Engines, Tractors, & Classes 2b-8	Engines, Tractors, & Truck, & Trailers	20% above Preferred Alternative Stringency	Accelerated Hybrid Adoption	
Sacramento County, CA	PM ₁₀	Moderate	100	0.00	0.01	-0.01	0.00	0.00	0.00	0.00	0.00	0.00	0.00	0.00
Sacramento Metro, CA	Ozone	Severe	25	0.00	0.02	-0.01	0.01	0.01	0.01	0.01	0.00	0.00	0.00	0.00
Sacramento, CA	CO	Maintenance	100	0.00	0.01	-0.01	0.00	0.00	0.00	0.00	0.00	0.00	0.00	0.00
Salem, OR	CO	Maintenance	100	0.00	0.00	0.00	0.00	0.00	0.00	0.00	0.00	0.00	0.00	0.00
Salt Lake City, UT	CO	Maintenance	100	0.00	0.00	0.00	0.00	0.00	0.00	0.00	0.00	0.00	0.00	0.00
Salt Lake County, UT	PM ₁₀	Moderate	100	0.00	0.01	-0.01	0.00	0.00	0.00	0.00	0.00	0.00	0.00	0.00
Salt Lake County, UT	SO _x	Nonattainment	100	0.00	0.01	-0.01	0.00	0.00	0.00	0.00	0.00	0.00	0.00	0.00
San Antonio, TX	Ozone	Former Subpart 1	50	0.00	0.01	-0.01	0.00	0.00	0.00	0.00	0.00	0.00	0.00	0.00
San Bernardino County, CA	PM ₁₀	Moderate	100	0.00	0.00	0.00	0.00	0.00	0.00	0.00	0.00	0.00	0.00	0.00
San Diego, CA	CO	Maintenance	100	0.00	0.03	-0.03	0.01	0.01	0.01	0.01	0.01	0.01	0.01	0.01
San Diego, CA	Ozone	Former Subpart 1	50	0.00	0.03	-0.03	0.01	0.01	0.01	0.01	0.01	0.01	0.01	0.01
San Francisco Bay Area, CA	Ozone	Marginal	50	0.00	-0.25	-0.11	-0.27	-0.27	-0.27	-0.27	-0.27	-0.27	-0.27	-0.27
San Francisco-Oakland-San Jose, CA	CO	Maintenance	100	0.00	-0.25	-0.11	-0.26	-0.26	-0.26	-0.26	-0.27	-0.27	-0.27	-0.27
San Joaquin Valley, CA	Ozone	Extreme	10	0.00	0.08	-0.07	0.03	0.03	0.03	0.03	0.02	0.02	0.02	0.02
San Joaquin Valley, CA	PM ₁₀	Maintenance	100	0.00	0.08	-0.07	0.03	0.03	0.03	0.03	0.02	0.02	0.02	0.02
San Joaquin Valley, CA	PM _{2.5}	Nonattainment	100	0.00	0.08	-0.07	0.03	0.03	0.03	0.03	0.02	0.02	0.02	0.02
San Manuel (Pinal County), AZ	SO _x	Maintenance	100	0.00	0.00	0.00	0.00	0.00	0.00	0.00	0.00	0.00	0.00	0.00
Sanders County (part);Thompson Falls and vicinity, MT	PM ₁₀	Moderate	100	0.00	0.00	0.00	0.00	0.00	0.00	0.00	0.00	0.00	0.00	0.00
Scranton-Wilkes Barre, PA	Ozone	Maintenance	100	0.00	0.01	-0.01	0.00	0.00	0.00	0.00	0.00	0.00	0.00	0.00
Seattle-Tacoma, WA	CO	Maintenance	100	0.00	0.02	-0.02	0.00	0.00	0.00	0.00	0.00	0.00	0.00	0.00
Sheboygan, WI	Ozone	Moderate	50	0.00	0.00	0.00	0.00	0.00	0.00	0.00	0.00	0.00	0.00	0.00
Sheridan, WY	PM ₁₀	Moderate	100	0.00	0.00	0.00	0.00	0.00	0.00	0.00	0.00	0.00	0.00	0.00
Shoshone County, ID	PM ₁₀	Moderate	100	0.00	0.00	0.00	0.00	0.00	0.00	0.00	0.00	0.00	0.00	0.00
Somerville, NJ	CO	Maintenance	100	0.00	0.00	0.00	0.00	0.00	0.00	0.00	0.00	0.00	0.00	0.00
South Bend-Elkhart, IN	Ozone	Maintenance	100	0.00	0.00	0.00	0.00	0.00	0.00	0.00	0.00	0.00	0.00	0.00
Southeast Chicago, IL	PM ₁₀	Maintenance	100	0.00	0.00	0.00	0.00	0.00	0.00	0.00	0.00	0.00	0.00	0.00
Spokane County, WA	PM ₁₀	Maintenance	100	0.00	0.00	0.00	0.00	0.00	0.00	0.00	0.00	0.00	0.00	0.00
Spokane, WA	CO	Maintenance	100	0.00	0.00	0.00	0.00	0.00	0.00	0.00	0.00	0.00	0.00	0.00
Springfield (western MA), MA	Ozone	Moderate	50	0.00	0.01	-0.01	0.00	0.00	0.00	0.00	0.00	0.00	0.00	0.00
Springfield, MA	CO	Maintenance	100	0.00	0.00	0.00	0.00	0.00	0.00	0.00	0.00	0.00	0.00	0.00
St Louis, MO	CO	Maintenance	100	0.00	0.01	-0.01	0.00	0.00	0.00	0.00	0.00	0.00	0.00	0.00
St Louis, MO-IL	Ozone	Moderate	50	0.00	0.03	-0.02	0.01	0.01	0.01	0.01	0.01	0.01	0.01	0.01
St. Louis, MO-IL	PM _{2.5}	Nonattainment	100	0.00	0.03	-0.02	0.01	0.01	0.01	0.01	0.01	0.01	0.01	0.01
State College, PA	Ozone	Maintenance	100	0.00	0.00	0.00	0.00	0.00	0.00	0.00	0.00	0.00	0.00	0.00
Steamboat Springs, CO	PM ₁₀	Maintenance	100	0.00	0.00	0.00	0.00	0.00	0.00	0.00	0.00	0.00	0.00	0.00
Steubenville & Mingo Junction, OH	SO _x	Maintenance	100	0.00	0.00	0.00	0.00	0.00	0.00	0.00	0.00	0.00	0.00	0.00
Steubenville-Weirton, OH-WV	Ozone	Maintenance	100	0.00	0.00	0.00	0.00	0.00	0.00	0.00	0.00	0.00	0.00	0.00
Steubenville-Weirton, OH-WV	PM _{2.5}	Nonattainment	100	0.00	0.00	0.00	0.00	0.00	0.00	0.00	0.00	0.00	0.00	0.00
Stockton, CA	CO	Maintenance	100	0.00	0.00	0.00	0.00	0.00	0.00	0.00	0.00	0.00	0.00	0.00
Sutter County (Sutter Buttes), CA	Ozone	Former Subpart 1	50	0.00	0.00	0.00	0.00	0.00	0.00	0.00	0.00	0.00	0.00	0.00
Syracuse, NY	CO	Maintenance	100	0.00	0.00	0.00	0.00	0.00	0.00	0.00	0.00	0.00	0.00	0.00
Telluride, CO	PM ₁₀	Maintenance	100	0.00	0.00	0.00	0.00	0.00	0.00	0.00	0.00	0.00	0.00	0.00
Terre Haute, IN	Ozone	Maintenance	100	0.00	0.00	0.00	0.00	0.00	0.00	0.00	0.00	0.00	0.00	0.00

Table D2-12 Emission Changes ^{a/} (for Cumulative Impacts) by Nonattainment Area with Alternative Standards for HD Vehicles 1,3-Butadiene 2050													
Nonattainment Area	Pollutant	Status ^{c/}	General Conformity Threshold ^{d/}	Emissions Changes for Cumulative Impacts (tons/year)									
				Alt. 1	Alt. 2	Alt. 3	Alt. 4	Alt. 6A	Alt. 5	Alt. 6 ^{b/}	Alt. 7	Alt. 6B	Alt. 8
				No Action	Engine Only	Class 8 Tractors	Engines & Classes 7-8 Tractors	15% below Preferred Alternative Stringency	Engines, Classes 7-8 Tractors, & Classes 2b-3	Engines, Tractors, & Classes 2b-8	Engines, Tractors, & Truck, & Trailers	20% above Preferred Alternative Stringency	Accelerated Hybrid Adoption
Tioga County, PA	Ozone	Maintenance	100	0.00	0.00	0.00	0.00	0.00	0.00	0.00	0.00	0.00	0.00
Toledo, OH	Ozone	Maintenance	100	0.00	0.01	0.00	0.00	0.00	0.00	0.00	0.00	0.00	0.00
Toms River, NJ	CO	Maintenance	100	0.00	0.00	0.00	0.00	0.00	0.00	0.00	0.00	0.00	0.00
Tooele County, UT	SO _x	Nonattainment	100	0.00	0.00	0.00	0.00	0.00	0.00	0.00	0.00	0.00	0.00
Trenton, NJ	CO	Maintenance	100	0.00	0.00	0.00	0.00	0.00	0.00	0.00	0.00	0.00	0.00
Trona, CA	PM ₁₀	Moderate	100	0.00	0.00	0.00	0.00	0.00	0.00	0.00	0.00	0.00	0.00
Tucson, AZ	CO	Maintenance	100	0.00	0.01	0.00	0.00	0.00	0.00	0.00	0.00	0.00	0.00
Utah County, UT	PM ₁₀	Moderate	100	0.00	0.00	0.00	0.00	0.00	0.00	0.00	0.00	0.00	0.00
Vancouver, WA	CO	Maintenance	100	0.00	0.00	0.00	0.00	0.00	0.00	0.00	0.00	0.00	0.00
Ventura County, CA	Ozone	Serious	50	0.00	0.00	0.00	0.00	0.00	0.00	0.00	0.00	0.00	0.00
Vermillion County, IN	PM ₁₀	Maintenance	100	0.00	0.00	0.00	0.00	0.00	0.00	0.00	0.00	0.00	0.00
Vigo County, IN	SO _x	Maintenance	100	0.00	0.00	0.00	0.00	0.00	0.00	0.00	0.00	0.00	0.00
Wallula, WA	PM ₁₀	Maintenance	100	0.00	0.00	0.00	0.00	0.00	0.00	0.00	0.00	0.00	0.00
Waltham, MA	CO	Maintenance	100	0.00	0.00	0.00	0.00	0.00	0.00	0.00	0.00	0.00	0.00
Warren County, NJ	SO _x	Maintenance	100	0.00	0.00	0.00	0.00	0.00	0.00	0.00	0.00	0.00	0.00
Warren County, PA	SO _x	Nonattainment	100	0.00	0.00	0.00	0.00	0.00	0.00	0.00	0.00	0.00	0.00
Washington County (Hagerstown), MD	Ozone	Former Subpart 1	50	0.00	0.00	0.00	0.00	0.00	0.00	0.00	0.00	0.00	0.00
Washington, DC-MD-VA	CO	Maintenance	100	0.00	0.05	-0.04	0.02	0.02	0.02	0.01	0.01	0.01	0.01
Washington, DC-MD-VA	Ozone	Moderate	50	0.00	0.05	-0.04	0.02	0.02	0.02	0.01	0.01	0.01	0.01
Washington, DC-MD-VA	PM _{2.5}	Nonattainment	100	0.00	0.05	-0.04	0.02	0.02	0.02	0.01	0.01	0.01	0.01
Washoe County, NV	PM ₁₀	Serious	70	0.00	0.00	0.00	0.00	0.00	0.00	0.00	0.00	0.00	0.00
Waterford Township (Washington County), OH	SO _x	Maintenance	100	0.00	0.00	0.00	0.00	0.00	0.00	0.00	0.00	0.00	0.00
Wayne County, IN	SO _x	Maintenance	100	0.00	0.00	0.00	0.00	0.00	0.00	0.00	0.00	0.00	0.00
Wayne County, MI	PM ₁₀	Maintenance	100	0.00	0.00	0.00	0.00	0.00	0.00	0.00	0.00	0.00	0.00
Weirton, WV	PM ₁₀	Maintenance	100	0.00	0.00	0.00	0.00	0.00	0.00	0.00	0.00	0.00	0.00
Weirton, WV	SO _x	Maintenance	100	0.00	0.00	0.00	0.00	0.00	0.00	0.00	0.00	0.00	0.00
Wheeling, WV-OH	Ozone	Maintenance	100	0.00	0.00	0.00	0.00	0.00	0.00	0.00	0.00	0.00	0.00
Wheeling, WV-OH	PM _{2.5}	Nonattainment	100	0.00	0.00	0.00	0.00	0.00	0.00	0.00	0.00	0.00	0.00
Winston-Salem, NC	CO	Maintenance	100	0.00	0.00	0.00	0.00	0.00	0.00	0.00	0.00	0.00	0.00
Worcester, MA	CO	Maintenance	100	0.00	0.00	0.00	0.00	0.00	0.00	0.00	0.00	0.00	0.00
Yakima County, WA	PM ₁₀	Maintenance	100	0.00	0.00	0.00	0.00	0.00	0.00	0.00	0.00	0.00	0.00
Yakima, WA	CO	Maintenance	100	0.00	0.00	0.00	0.00	0.00	0.00	0.00	0.00	0.00	0.00
York, PA	Ozone	Maintenance	100	0.00	0.01	0.00	0.00	0.00	0.00	0.00	0.00	0.00	0.00
York, PA	PM _{2.5}	Nonattainment	100	0.00	0.01	0.00	0.00	0.00	0.00	0.00	0.00	0.00	0.00
Youngstown-Warren-Sharon, OH-PA	Ozone	Maintenance	100	0.00	0.01	-0.01	0.00	0.00	0.00	0.00	0.00	0.00	0.00
Yuma, AZ	PM ₁₀	Moderate	100	0.00	0.00	0.00	0.00	0.00	0.00	0.00	0.00	0.00	0.00

^{a/} Negative emissions changes indicate reductions; positive emissions changes are increases. Values of less than 0.005 tons/year are rounded to zero.

^{b/} Preferred Alternative

^{c/} Pollutants for which the area is designated nonattainment or maintenance as of 2010. Source: 40 CFR 81.

^{d/} Emissions thresholds in tons/year of: CO in CO maintenance and nonattainment areas; VOC or NO_x in ozone maintenance and nonattainment areas; primary PM_{2.5} in PM_{2.5} maintenance and nonattainment areas; primary PM₁₀ in PM₁₀ maintenance and nonattainment areas; and SO₂ in SO₂ maintenance and nonattainment areas. Source: 40 CFR § 93.153. These thresholds are provided for information only; a general conformity determination is not required for the proposed actions. (See section 3.3.1.)

Source: EPA (U.S. Environmental Protection Agency). 2010. The Green Book Nonattainment Areas. Washington, District of Columbia. Last Revised: June 16, 2010. U.S. Environmental Protection Agency. Available: <http://www.epa.gov/oaqps001/greenbk/>. Accessed: August 6, 2010.

Table D2-13 Emission Changes <u>a/</u> (for Cumulative Impacts) by Nonattainment Area with Alternative Standards for HD Vehicles Carbon Monoxide (CO) 2018													
Nonattainment Area	Pollutant	Status <u>c/</u>	General Conformity Threshold <u>d/</u>	Emissions Changes for Cumulative Impacts (tons/year)									
				Alt. 1	Alt. 2	Alt. 3	Alt. 4	Alt. 6A	Alt. 5	Alt. 6 <u>b/</u>	Alt. 7	Alt. 6B	Alt. 8
				No Action	Engine Only	Class 8 Tractors	Engines & Classes 7-8 Tractors	15% below Preferred Alternative Stringency	Engines, Classes 7-8 Tractors, & Classes 2b-3	Engines, Tractors, & Classes 2b-8	Engines, Tractors, & Truck, & Trailers	20% above Preferred Alternative Stringency	Accelerated Hybrid Adoption
Addison Township (Gallia County), OH	SO _x	Maintenance	100	0.00	0.01	-0.16	-0.15	-0.14	-0.14	-0.14	-0.15	-0.15	-0.15
Ajo (Pima County), AZ	PM ₁₀	Moderate	100	0.00	0.05	-0.64	-0.61	-0.59	-0.59	-0.60	-0.60	-0.60	-0.60
Ajo (Pima County), AZ	SO _x	Maintenance	100	0.00	0.02	-0.67	-0.66	-0.64	-0.64	-0.65	-0.66	-0.66	-0.67
Albany-Schenectady-Troy, NY	Ozone	Former Subpart 1	50	0.00	6.99	-96.93	-92.83	-90.29	-90.31	-90.91	-91.12	-90.91	-91.13
Albuquerque, NM	CO	Maintenance	100	0.00	3.24	-44.94	-43.04	-41.86	-41.87	-42.15	-42.25	-42.15	-42.25
Allegan County, MI	Ozone	Former Subpart 1	50	0.00	0.78	-10.74	-10.29	-10.01	-10.01	-10.07	-10.10	-10.07	-10.10
Allentown-Bethlehem-Easton, PA	Ozone	Maintenance	100	0.00	3.24	-45.10	-43.20	-42.01	-42.03	-42.31	-42.41	-42.31	-42.42
Altoona, PA	Ozone	Maintenance	100	0.00	0.58	-7.99	-7.65	-7.45	-7.45	-7.50	-7.51	-7.50	-7.51
Amador and Calveras Counties (Central Mountain), CA	Ozone	Former Subpart 1	50	0.00	0.82	-11.41	-10.93	-10.63	-10.63	-10.70	-10.73	-10.70	-10.73
Anchorage, AK	CO	Maintenance	100	0.00	0.76	-10.46	-10.02	-9.74	-9.75	-9.81	-9.83	-9.81	-9.83
Anthony, NM	PM ₁₀	Moderate	100	0.00	0.03	-0.60	-0.58	-0.57	-0.57	-0.58	-0.58	-0.58	-0.59
Armstrong County, PA	SO _x	Nonattainment	100	0.00	0.03	-0.37	-0.36	-0.35	-0.35	-0.35	-0.35	-0.35	-0.35
Aspen, CO	PM ₁₀	Maintenance	100	0.00	0.04	-0.52	-0.50	-0.49	-0.49	-0.49	-0.49	-0.49	-0.49
Atlanta, GA	Ozone	Moderate	50	0.00	71.91	-996.52	-954.33	-928.20	-928.45	-934.61	-936.78	-934.62	-936.80
Atlanta, GA	PM _{2.5}	Nonattainment	100	0.00	71.91	-996.52	-954.33	-928.20	-928.45	-934.61	-936.78	-934.62	-936.80
Atlantic City, NJ	CO	Maintenance	100	0.00	0.29	-3.97	-3.80	-3.70	-3.70	-3.73	-3.73	-3.73	-3.73
Bakersfield, CA	CO	Maintenance	100	0.00	2.06	-33.41	-32.19	-31.32	-31.35	-31.60	-31.74	-31.73	-31.90
Baltimore, MD	CO	Maintenance	100	0.00	32.38	-449.59	-430.59	-418.80	-418.92	-421.70	-422.70	-421.73	-422.73
Baltimore, MD	Ozone	Moderate	50	0.00	32.37	-449.61	-430.61	-418.82	-418.94	-421.73	-422.72	-421.76	-422.76
Baltimore, MD	PM _{2.5}	Nonattainment	100	0.00	32.37	-449.61	-430.61	-418.82	-418.94	-421.73	-422.72	-421.76	-422.76
Baton Rouge, LA	Ozone	Moderate	50	0.00	-29.97	-105.71	-121.96	-119.35	-121.90	-127.54	-134.52	-140.74	-151.83
Beaumont-Port Arthur, TX	Ozone	Moderate	50	0.00	-12.08	-52.48	-59.01	-57.70	-58.78	-61.21	-64.17	-66.78	-71.47
Benton County, TN	SO _x	Maintenance	100	0.00	0.01	-0.09	-0.09	-0.08	-0.08	-0.08	-0.08	-0.08	-0.08
Benton Harbor, MI	Ozone	Maintenance	100	0.00	1.02	-14.25	-13.65	-13.28	-13.28	-13.37	-13.40	-13.37	-13.41
Benzie County, MI	Ozone	Maintenance	100	0.00	0.12	-1.64	-1.57	-1.53	-1.53	-1.54	-1.55	-1.54	-1.55
Berkeley and Jefferson Counties, WV	Ozone	Maintenance	100	0.00	0.79	-10.99	-10.52	-10.23	-10.24	-10.30	-10.33	-10.30	-10.33
Billings, MT	CO	Maintenance	100	0.00	-5.42	-14.37	-17.32	-16.97	-17.41	-18.36	-19.55	-20.62	-22.52
Birmingham, AL	Ozone	Maintenance	100	0.00	11.03	-157.19	-150.70	-146.58	-146.64	-147.66	-148.06	-147.77	-148.20
Birmingham, AL	PM _{2.5}	Nonattainment	100	0.00	11.03	-157.19	-150.70	-146.58	-146.64	-147.66	-148.06	-147.77	-148.20
Boise-Northern Ada County, ID	CO	Maintenance	100	0.00	3.46	-48.51	-46.48	-45.20	-45.22	-45.52	-45.63	-45.54	-45.65
Boise-Northern Ada County, ID	PM ₁₀	Maintenance	100	0.00	3.46	-48.51	-46.48	-45.20	-45.22	-45.52	-45.63	-45.54	-45.65
Bonner County (Sandpoint), ID	PM ₁₀	Moderate	100	0.00	0.09	-1.20	-1.15	-1.12	-1.12	-1.13	-1.13	-1.13	-1.13
Boston, MA	CO	Maintenance	100	0.00	4.71	-65.23	-62.47	-60.76	-60.77	-61.17	-61.32	-61.17	-61.32
Boston-Lawrence-Worcester (eastern MA), MA	Ozone	Moderate	50	0.00	27.86	-387.69	-371.34	-361.17	-361.27	-363.68	-364.55	-363.73	-364.61
Boston-Manchester-Portsmouth (southeast NH), NH	Ozone	Moderate	50	0.00	3.52	-48.77	-46.70	-45.42	-45.44	-45.74	-45.84	-45.74	-45.84
Boyd County (part), KY	SO _x	Maintenance	100	0.00	0.05	-0.76	-0.73	-0.71	-0.71	-0.71	-0.71	-0.71	-0.71
Buffalo-Niagara Falls, NY	Ozone	Former Subpart 1	50	0.00	6.40	-88.68	-84.92	-82.60	-82.62	-83.16	-83.36	-83.16	-83.36
Burlington, NJ	CO	Maintenance	100	0.00	0.05	-0.67	-0.64	-0.63	-0.63	-0.63	-0.63	-0.63	-0.63
Butte, MT	PM ₁₀	Moderate	100	0.00	0.12	-1.66	-1.59	-1.55	-1.55	-1.56	-1.56	-1.56	-1.56
Canon City, CO	PM ₁₀	Maintenance	100	0.00	0.10	-1.42	-1.36	-1.32	-1.32	-1.33	-1.34	-1.33	-1.34
Canton-Massillon, OH	Ozone	Maintenance	100	0.00	1.83	-47.92	-46.79	-45.54	-45.66	-46.17	-46.57	-46.75	-47.32
Canton-Massillon, OH	PM _{2.5}	Nonattainment	100	0.00	1.83	-47.92	-46.79	-45.54	-45.66	-46.17	-46.57	-46.75	-47.32
Case County, MI	Ozone	Maintenance	100	0.00	0.24	-3.37	-3.23	-3.14	-3.14	-3.17	-3.17	-3.17	-3.18

Table D2-13 Emission Changes <u>a/</u> (for Cumulative Impacts) by Nonattainment Area with Alternative Standards for HD Vehicles Carbon Monoxide (CO) 2018														
Nonattainment Area	Pollutant	Status <u>c/</u>	General Conformity Threshold <u>d/</u>	Emissions Changes for Cumulative Impacts (tons/year)										
				Alt. 1	Alt. 2	Alt. 3	Alt. 4	Alt. 6A	Alt. 5	Alt. 6 <u>b/</u>	Alt. 7	Alt. 6B	Alt. 8	
				No Action	Engine Only	Class 8 Tractors	Engines & Classes 7-8 Tractors	15% below Preferred Alternative Stringency	Engines, Classes 7-8 Tractors, & Classes 2b-3	Engines, Tractors, & Classes 2b-8	Engines, Tractors, & Trucks, & Trailers	20% above Preferred Alternative Stringency	Accelerated Hybrid Adoption	
Center Township (Morgan County), OH	SO _x	Maintenance	100	0.00	0.00	-0.05	-0.05	-0.05	-0.05	-0.05	-0.05	-0.05	-0.05	-0.05
Central Steptoe Valley (White Pine County), NV	SO _x	Maintenance	100	0.00	0.04	-0.51	-0.49	-0.48	-0.48	-0.48	-0.48	-0.48	-0.48	-0.48
Charleston, WV	Ozone	Maintenance	100	0.00	3.14	-43.55	-41.70	-40.56	-40.57	-40.84	-40.93	-40.84	-40.93	-40.93
Charleston, WV	PM _{2.5}	Nonattainment	100	0.00	3.14	-43.55	-41.70	-40.56	-40.57	-40.84	-40.93	-40.84	-40.93	-40.93
Charlotte, NC	CO	Maintenance	100	0.00	3.94	-54.57	-52.26	-50.83	-50.84	-51.18	-51.30	-51.18	-51.30	-51.30
Charlotte-Gastonia-Rock Hill, NC-SC	Ozone	Moderate	50	0.00	8.86	-122.78	-117.58	-114.36	-114.39	-115.14	-115.41	-115.14	-115.41	-115.41
Chattanooga, TN-GA-AL	PM _{2.5}	Nonattainment	100	0.00	3.03	-41.99	-40.21	-39.11	-39.12	-39.38	-39.47	-39.38	-39.47	-39.47
Chattanooga, TN-GA	Ozone	Former Subpart 1	50	0.00	2.75	-38.08	-36.47	-35.47	-35.48	-35.71	-35.79	-35.71	-35.80	-35.80
Chicago-Gary-Lake County, IL-IN	Ozone	Moderate	50	0.00	34.11	-1147.91	-1126.17	-1096.28	-1099.83	-1113.39	-1124.64	-1130.51	-1147.10	-1147.10
Chicago-Gary-Lake County, IL-IN	PM _{2.5}	Nonattainment	100	0.00	34.11	-1147.91	-1126.17	-1096.28	-1099.83	-1113.39	-1124.64	-1130.51	-1147.10	-1147.10
Chico, CA	CO	Maintenance	100	0.00	1.83	-25.41	-24.34	-23.67	-23.68	-23.83	-23.89	-23.83	-23.89	-23.89
Chico, CA	Ozone	Former Subpart 1	50	0.00	1.83	-25.41	-24.34	-23.67	-23.68	-23.83	-23.89	-23.83	-23.89	-23.89
Cincinnati-Hamilton, OH-KY-IN	Ozone	Former Subpart 1	50	0.00	21.31	-295.10	-282.60	-274.86	-274.94	-276.76	-277.40	-276.76	-277.40	-277.40
Cincinnati-Hamilton, OH-KY-IN	PM _{2.5}	Nonattainment	100	0.00	21.31	-295.10	-282.60	-274.86	-274.94	-276.76	-277.40	-276.76	-277.40	-277.40
Clairton & 4 Boroughs, PA	PM ₁₀	Maintenance	100	0.00	0.06	-1.15	-1.11	-1.08	-1.08	-1.09	-1.10	-1.10	-1.11	-1.11
Clark County, NV	PM ₁₀	Serious	70	0.00	7.84	-108.64	-104.04	-101.19	-101.21	-101.89	-102.12	-101.89	-102.12	-102.12
Clarksville-Hopkinsville, TN-KY	Ozone	Maintenance	100	0.00	1.40	-19.36	-18.54	-18.04	-18.04	-18.16	-18.20	-18.16	-18.20	-18.20
Clearfield and Indiana Counties, PA	Ozone	Maintenance	100	0.00	1.00	-13.86	-13.27	-12.91	-12.91	-13.00	-13.03	-13.00	-13.03	-13.03
Cleveland, OH	CO	Maintenance	100	0.00	5.35	-74.04	-70.91	-68.97	-68.98	-69.44	-69.60	-69.44	-69.60	-69.60
Cleveland-Akron-Lorain, OH	Ozone	Maintenance	100	0.00	27.55	-381.61	-365.45	-355.44	-355.53	-357.89	-358.72	-357.89	-358.72	-358.72
Cleveland-Akron-Lorain, OH	PM _{2.5}	Nonattainment	100	0.00	27.55	-381.61	-365.45	-355.44	-355.53	-357.89	-358.72	-357.89	-358.72	-358.72
Coachella Valley, CA	PM ₁₀	Serious	70	0.00	3.27	-45.24	-43.32	-42.14	-42.15	-42.43	-42.52	-42.43	-42.52	-42.52
Colbert County, AL	SO _x	Maintenance	100	0.00	0.34	-4.73	-4.53	-4.41	-4.41	-4.44	-4.45	-4.44	-4.45	-4.45
Colorado Springs, CO	CO	Maintenance	100	0.00	3.02	-43.64	-41.87	-40.72	-40.74	-41.03	-41.15	-41.07	-41.21	-41.21
Columbia Falls, MT	PM ₁₀	Moderate	100	0.00	0.03	-0.40	-0.38	-0.37	-0.37	-0.37	-0.38	-0.37	-0.38	-0.38
Columbia, SC	Ozone	Former Subpart 1	50	0.00	3.57	-49.47	-47.38	-46.08	-46.09	-46.40	-46.50	-46.40	-46.50	-46.50
Columbus, OH	Ozone	Maintenance	100	0.00	17.33	-240.04	-229.87	-223.57	-223.63	-225.11	-225.64	-225.11	-225.64	-225.64
Columbus, OH	PM _{2.5}	Nonattainment	100	0.00	17.33	-240.04	-229.87	-223.57	-223.63	-225.11	-225.64	-225.11	-225.64	-225.64
Conewango Township (Warren County), PA	SO _x	Maintenance	100	0.00	0.01	-0.29	-0.29	-0.28	-0.28	-0.29	-0.29	-0.29	-0.29	-0.30
Coso Junction, CA	PM ₁₀	Moderate	100	0.00	0.00	-0.03	-0.03	-0.03	-0.03	-0.03	-0.03	-0.03	-0.03	-0.03
Cuyahoga County, OH	PM ₁₀	Maintenance	100	0.00	9.69	-134.23	-128.54	-125.02	-125.05	-125.88	-126.17	-125.88	-126.17	-126.17
Cuyahoga County, OH	SO _x	Maintenance	100	0.00	9.69	-134.23	-128.54	-125.02	-125.05	-125.88	-126.17	-125.88	-126.17	-126.17
Dallas-Fort Worth, TX	Ozone	Moderate	50	0.00	36.91	-512.36	-490.71	-477.27	-477.40	-480.58	-481.71	-480.61	-481.75	-481.75
Dayton-Springfield, OH	Ozone	Maintenance	100	0.00	8.83	-122.32	-117.14	-113.93	-113.96	-114.72	-114.98	-114.72	-114.98	-114.98
Dayton-Springfield, OH	PM _{2.5}	Nonattainment	100	0.00	8.83	-122.32	-117.14	-113.93	-113.96	-114.72	-114.98	-114.72	-114.98	-114.98
Denver Metro, CO	PM ₁₀	Maintenance	100	0.00	12.85	-225.33	-217.67	-211.77	-212.06	-213.90	-215.01	-215.10	-216.58	-216.58
Denver-Boulder, CO	CO	Maintenance	100	0.00	12.16	-215.78	-208.52	-202.88	-203.16	-204.95	-206.03	-206.15	-207.60	-207.60
Denver-Boulder-Greeley-Fort Collins-Loveland, CO	Ozone	Former Subpart 1	50	0.00	16.12	-270.59	-261.02	-253.93	-254.23	-256.35	-257.56	-257.56	-259.13	-259.13
Detroit, MI	CO	Maintenance	100	0.00	7.95	-127.16	-122.46	-119.13	-119.24	-120.19	-120.69	-120.63	-121.26	-121.26
Detroit-Ann Arbor, MI	Ozone	Maintenance	100	0.00	49.25	-700.42	-671.47	-653.11	-653.37	-657.87	-659.63	-658.33	-660.24	-660.24
Detroit-Ann Arbor, MI	PM _{2.5}	Nonattainment	100	0.00	49.25	-700.42	-671.47	-653.11	-653.37	-657.87	-659.63	-658.33	-660.24	-660.24
Door County, WI	Ozone	Former Subpart 1	50	0.00	0.20	-2.75	-2.63	-2.56	-2.56	-2.58	-2.59	-2.58	-2.59	-2.59
Douglas (Cochise County), AZ	PM ₁₀	Moderate	100	0.00	0.35	-4.90	-4.69	-4.56	-4.56	-4.59	-4.60	-4.59	-4.60	-4.60

Table D2-13 Emission Changes <u>a/</u> (for Cumulative Impacts) by Nonattainment Area with Alternative Standards for HD Vehicles Carbon Monoxide (CO) 2018													
Nonattainment Area	Pollutant	Status <u>c/</u>	General Conformity Threshold <u>d/</u>	Emissions Changes for Cumulative Impacts (tons/year)									
				Alt. 1	Alt. 2	Alt. 3	Alt. 4	Alt. 6A	Alt. 5	Alt. 6 <u>b/</u>	Alt. 7	Alt. 6B	Alt. 8
				No Action	Engine Only	Class 8 Tractors	Engines & Classes 7-8 Tractors	15% below Preferred Alternative Stringency	Engines, Classes 7-8 Tractors, & Classes 2b-3	Engines, Tractors, & Classes 2b-8	Engines, Tractors, & Truck, & Trailers	20% above Preferred Alternative Stringency	Accelerated Hybrid Adoption
Douglas (Cochise County), AZ	SO _x	Maintenance	100	0.00	0.35	-4.90	-4.69	-4.56	-4.56	-4.59	-4.60	-4.59	-4.60
Duluth, MN	CO	Maintenance	100	0.00	0.46	-6.35	-6.08	-5.92	-5.92	-5.96	-5.97	-5.96	-5.97
Eagle River, AK	PM ₁₀	Moderate	100	0.00	0.05	-0.62	-0.60	-0.58	-0.58	-0.58	-0.59	-0.58	-0.59
East Chicago, IN	CO	Maintenance	100	0.00	1.11	-16.01	-15.35	-14.93	-14.94	-15.05	-15.09	-15.06	-15.11
East Chicago, IN	PM ₁₀	Maintenance	100	0.00	-21.23	-49.98	-61.56	-60.35	-62.03	-65.64	-70.20	-74.36	-81.64
East Helena Area (Lewis and Clark County), MT	SO _x	Nonattainment	100	0.00	0.01	-0.08	-0.07	-0.07	-0.07	-0.07	-0.07	-0.07	-0.07
El Paso County, TX	PM ₁₀	Moderate	100	0.00	0.89	-39.23	-38.65	-37.62	-37.77	-38.27	-38.70	-38.95	-39.60
El Paso, TX	CO	Maintenance	100	0.00	0.16	-2.43	-2.34	-2.27	-2.27	-2.29	-2.30	-2.30	-2.31
Erie, PA	Ozone	Maintenance	100	0.00	1.26	-17.67	-16.93	-16.47	-16.48	-16.59	-16.63	-16.59	-16.64
Essex County (Whiteface Mountain), NY	Ozone	Former Subpart 1	50	0.00	0.01	-0.11	-0.11	-0.11	-0.11	-0.11	-0.11	-0.11	-0.11
Eugene-Springfield, OR	CO	Maintenance	100	0.00	2.44	-33.75	-32.32	-31.43	-31.44	-31.65	-31.72	-31.65	-31.72
Eugene-Springfield, OR	PM ₁₀	Moderate	100	0.00	2.44	-33.75	-32.32	-31.43	-31.44	-31.65	-31.72	-31.65	-31.72
Evansville, IN	Ozone	Maintenance	100	0.00	3.21	-44.45	-42.56	-41.40	-41.41	-41.68	-41.78	-41.68	-41.78
Evansville, IN	PM _{2.5}	Nonattainment	100	0.00	3.21	-44.45	-42.56	-41.40	-41.41	-41.68	-41.78	-41.68	-41.78
Fairbanks, AK	CO	Maintenance	100	0.00	0.09	-1.27	-1.22	-1.19	-1.19	-1.20	-1.20	-1.20	-1.20
Fayetteville, NC	Ozone	Former Subpart 1	50	0.00	1.62	-22.45	-21.50	-20.91	-20.92	-21.06	-21.11	-21.06	-21.11
Flathead County; Whitefish and vicinity, MT	PM ₁₀	Moderate	100	0.00	0.04	-0.52	-0.50	-0.49	-0.49	-0.49	-0.49	-0.49	-0.49
Flint, MI	Ozone	Maintenance	100	0.00	2.81	-40.13	-38.48	-37.42	-37.44	-37.70	-37.80	-37.73	-37.84
Follansbee, WV	PM ₁₀	Maintenance	100	0.00	0.01	-0.09	-0.09	-0.09	-0.09	-0.09	-0.09	-0.09	-0.09
Fort Collins, CO	CO	Maintenance	100	0.00	0.93	-12.92	-12.37	-12.03	-12.03	-12.11	-12.14	-12.11	-12.14
Fort Hall Reservation, ID	PM ₁₀	Moderate	100	0.00	0.00	-0.06	-0.06	-0.05	-0.05	-0.05	-0.05	-0.05	-0.05
Fort Wayne, IN	Ozone	Maintenance	100	0.00	2.00	-27.74	-26.57	-25.84	-25.85	-26.02	-26.08	-26.02	-26.08
Franklin County, PA	Ozone	Maintenance	100	0.00	0.83	-11.46	-10.97	-10.67	-10.68	-10.75	-10.77	-10.75	-10.77
Franklin Township (Coshocton County), OH	SO _x	Maintenance	100	0.00	0.00	-0.06	-0.06	-0.05	-0.05	-0.06	-0.06	-0.06	-0.06
Frederick County, VA	Ozone	Former Subpart 1	50	0.00	0.72	-9.91	-9.49	-9.23	-9.24	-9.30	-9.32	-9.30	-9.32
Fredericksburg, VA	Ozone	Maintenance	100	0.00	2.18	-30.16	-28.88	-28.09	-28.10	-28.28	-28.35	-28.28	-28.35
Freehold, NJ	CO	Maintenance	100	0.00	0.09	-1.23	-1.18	-1.15	-1.15	-1.16	-1.16	-1.16	-1.16
Fresno, CA	CO	Maintenance	100	0.00	3.13	-43.72	-41.88	-40.73	-40.75	-41.02	-41.12	-41.03	-41.13
Grand Rapids, MI	Ozone	Maintenance	100	0.00	4.38	-60.65	-58.08	-56.49	-56.51	-56.88	-57.01	-56.88	-57.01
Granite City, Nameoki Townships, IL	PM ₁₀	Maintenance	100	0.00	0.23	-3.23	-3.10	-3.01	-3.01	-3.03	-3.04	-3.04	-3.04
Grant County, NM	SO _x	Maintenance	100	0.00	0.02	-0.21	-0.21	-0.20	-0.20	-0.20	-0.20	-0.20	-0.20
Grants Pass, OR	CO	Maintenance	100	0.00	0.18	-2.43	-2.33	-2.27	-2.27	-2.28	-2.29	-2.28	-2.29
Grants Pass, OR	PM ₁₀	Maintenance	100	0.00	0.18	-2.43	-2.33	-2.27	-2.27	-2.28	-2.29	-2.28	-2.29
Great Falls, MT	CO	Maintenance	100	0.00	0.11	-1.56	-1.50	-1.46	-1.46	-1.47	-1.47	-1.47	-1.47
Greater Connecticut, CT	Ozone	Moderate	50	0.00	9.01	-126.79	-121.50	-118.18	-118.22	-119.02	-119.32	-119.07	-119.39
Greeley, CO	CO	Maintenance	100	0.00	0.66	-9.16	-8.77	-8.53	-8.53	-8.59	-8.61	-8.59	-8.61
Green Bay, WI	SO _x	Maintenance	100	0.00	0.67	-9.31	-8.92	-8.67	-8.67	-8.73	-8.75	-8.73	-8.75
Greene County, IN	Ozone	Maintenance	100	0.00	0.27	-3.70	-3.54	-3.45	-3.45	-3.47	-3.48	-3.47	-3.48
Greene County, PA	Ozone	Maintenance	100	0.00	0.25	-3.51	-3.36	-3.27	-3.27	-3.29	-3.30	-3.29	-3.30
Greensboro-Winston Salem-High Point, NC	Ozone	Marginal	50	0.00	13.40	-185.98	-178.11	-173.24	-173.28	-174.44	-174.85	-174.45	-174.86
Greensboro-Winston salem-High Point, NC	PM _{2.5}	Nonattainment	100	0.00	13.40	-185.98	-178.11	-173.24	-173.28	-174.44	-174.85	-174.45	-174.86
Greenville-Spartanburg-Anderson, SC	Ozone	Former Subpart 1	50	0.00	4.98	-69.39	-66.46	-64.65	-64.66	-65.10	-65.25	-65.11	-65.27
Groveland Township (Tazewell County), IL	SO _x	Maintenance	100	0.00	0.12	-1.72	-1.65	-1.60	-1.60	-1.61	-1.62	-1.61	-1.62

Table D2-13 Emission Changes <u>a/</u> (for Cumulative Impacts) by Nonattainment Area with Alternative Standards for HD Vehicles Carbon Monoxide (CO) 2018														
Nonattainment Area	Pollutant	Status <u>c/</u>	General Conformity Threshold <u>d/</u>	Emissions Changes for Cumulative Impacts (tons/year)										
				Alt. 1	Alt. 2	Alt. 3	Alt. 4	Alt. 6A	Alt. 5	Alt. 6 <u>b/</u>	Alt. 7	Alt. 6B	Alt. 8	
				No Action	Engine Only	Class 8 Tractors	Engines & Classes 7-8 Tractors	15% below Preferred Alternative Stringency	Engines, Classes 7-8 Tractors, & Classes 2b-3	Engines, Tractors, & Classes 2b-8	Engines, Tractors, & Trucks, & Trailers	20% above Preferred Alternative Stringency	Accelerated Hybrid Adoption	
Hancock-Knox-Lincoln-Waldo Counties, ME	Ozone	Maintenance	100	0.00	0.63	-8.74	-8.37	-8.14	-8.14	-8.14	-8.19	-8.21	-8.19	-8.21
Harrisburg-Lebanon-Carlisle, PA	Ozone	Maintenance	100	0.00	8.88	-123.31	-118.10	-114.86	-114.90	-115.66	-115.93	-115.67	-115.67	-115.94
Harrisburg-Lebanon-Carlisle, PA	PM _{2.5}	Nonattainment	100	0.00	8.88	-123.31	-118.10	-114.86	-114.90	-115.66	-115.93	-115.67	-115.67	-115.94
Hartford-New Britain-Middletown, CT	CO	Maintenance	100	0.00	5.89	-82.44	-78.98	-76.82	-76.84	-77.36	-77.55	-77.38	-77.38	-77.57
Hayden (Pinal County), AZ	SO _x	Nonattainment	100	0.00	0.05	-0.73	-0.70	-0.68	-0.68	-0.68	-0.68	-0.68	-0.68	-0.68
Hayden/Miami, AZ	PM ₁₀	Moderate	100	0.00	0.21	-2.84	-2.72	-2.65	-2.65	-2.66	-2.67	-2.66	-2.66	-2.67
Haywood and Swain Counties (Great Smoky Mountain NP), NC	Ozone	Maintenance	100	0.00	0.03	-0.38	-0.36	-0.35	-0.35	-0.35	-0.35	-0.35	-0.35	-0.35
Hazelwood, PA	SO _x	Maintenance	100	0.00	0.20	-3.11	-2.99	-2.91	-2.91	-2.93	-2.94	-2.94	-2.94	-2.95
Hickory, NC	PM _{2.5}	Nonattainment	100	0.00	1.00	-13.86	-13.27	-12.91	-12.91	-13.00	-13.03	-13.03	-13.03	-13.03
Hickory-Morgantown-Lenoir, NC	Ozone	Former Subpart 1	50	0.00	1.63	-22.64	-21.68	-21.09	-21.10	-21.24	-21.28	-21.24	-21.24	-21.28
Hollis Township, IL	SO _x	Maintenance	100	0.00	0.01	-0.20	-0.19	-0.19	-0.19	-0.19	-0.19	-0.19	-0.19	-0.19
Houston-Galveston-Brazoria, TX	Ozone	Severe	25	0.00	-16.91	-493.72	-501.78	-489.06	-492.71	-502.74	-513.24	-521.18	-521.18	-537.44
Humphreys County, TN	SO _x	Maintenance	100	0.00	0.02	-0.21	-0.20	-0.19	-0.19	-0.19	-0.19	-0.19	-0.19	-0.20
Huntington-Ashland, WV-KY-OH	PM _{2.5}	Nonattainment	100	0.00	-20.40	-57.19	-68.29	-66.89	-68.55	-72.16	-76.69	-80.77	-80.77	-87.98
Huntington-Ashland, WV-KY	Ozone	Maintenance	100	0.00	-21.17	-46.55	-58.10	-56.98	-58.64	-62.18	-66.68	-70.79	-70.79	-77.98
Huron County, MI	Ozone	Maintenance	100	0.00	0.16	-2.21	-2.11	-2.05	-2.06	-2.07	-2.07	-2.07	-2.07	-2.07
Imperial County, CA	Ozone	Moderate	50	0.00	1.15	-15.92	-15.24	-14.83	-14.83	-14.93	-14.96	-14.93	-14.93	-14.96
Imperial Valley, CA	PM ₁₀	Serious	70	0.00	1.12	-15.55	-14.89	-14.48	-14.49	-14.58	-14.62	-14.58	-14.58	-14.62
Indian Wells, CA	PM ₁₀	Maintenance	100	0.00	0.19	-2.66	-2.55	-2.48	-2.48	-2.50	-2.50	-2.50	-2.50	-2.50
Indianapolis, IN	CO	Maintenance	100	0.00	19.46	-269.56	-258.14	-251.07	-251.14	-252.80	-253.39	-252.80	-252.80	-253.39
Indianapolis, IN	Ozone	Maintenance	100	0.00	19.46	-269.56	-258.14	-251.07	-251.14	-252.80	-253.39	-252.80	-252.80	-253.39
Indianapolis, IN	PM _{2.5}	Nonattainment	100	0.00	19.46	-269.56	-258.14	-251.07	-251.14	-252.80	-253.39	-252.80	-252.80	-253.39
Jackson County, IN	Ozone	Maintenance	100	0.00	0.44	-6.09	-5.83	-5.67	-5.67	-5.71	-5.72	-5.71	-5.71	-5.72
Jamestown, NY	Ozone	Former Subpart 1	50	0.00	0.85	-11.95	-11.46	-11.14	-11.15	-11.22	-11.25	-11.23	-11.23	-11.26
Jefferson County, NY	Ozone	Moderate	50	0.00	0.68	-9.45	-9.05	-8.81	-8.81	-8.87	-8.89	-8.87	-8.87	-8.89
Jefferson County, OH	PM ₁₀	Maintenance	100	0.00	0.04	-0.62	-0.60	-0.58	-0.58	-0.58	-0.58	-0.58	-0.58	-0.58
Johnson City-Kingsport-Bristol, TN	Ozone	Former Subpart 1	50	0.00	1.21	-16.75	-16.04	-15.60	-15.61	-15.71	-15.75	-15.71	-15.71	-15.75
Johnstown, PA	Ozone	Maintenance	100	0.00	1.24	-17.12	-16.40	-15.95	-15.95	-16.06	-16.10	-16.06	-16.06	-16.10
Johnstown, PA	PM _{2.5}	Nonattainment	100	0.00	1.24	-17.12	-16.40	-15.95	-15.95	-16.06	-16.10	-16.06	-16.06	-16.10
Juneau, AK	PM ₁₀	Moderate	100	0.00	0.06	-0.77	-0.74	-0.72	-0.72	-0.72	-0.72	-0.72	-0.72	-0.72
Kalamazoo-Battle Creek, MI	Ozone	Maintenance	100	0.00	2.80	-38.77	-37.12	-36.11	-36.12	-36.36	-36.44	-36.36	-36.36	-36.44
Kalispell, MT	PM ₁₀	Moderate	100	0.00	0.16	-2.15	-2.06	-2.01	-2.01	-2.02	-2.03	-2.02	-2.02	-2.03
Kent and Queen Annes Counties, MD	Ozone	Maintenance	100	0.00	0.74	-10.77	-10.34	-10.06	-10.06	-10.13	-10.16	-10.15	-10.15	-10.18
Kent, WA	PM ₁₀	Maintenance	100	0.00	0.13	-1.82	-1.74	-1.69	-1.69	-1.70	-1.71	-1.70	-1.70	-1.71
Kern County (Eastern Kern), CA	Ozone	Former Subpart 1	50	0.00	0.47	-6.46	-6.19	-6.02	-6.02	-6.06	-6.08	-6.06	-6.06	-6.08
Kewaunee County, WI	Ozone	Maintenance	100	0.00	0.14	-1.90	-1.82	-1.77	-1.77	-1.78	-1.79	-1.78	-1.78	-1.79
King County, WA	PM ₁₀	Maintenance	100	0.00	0.05	-0.76	-0.73	-0.71	-0.71	-0.71	-0.71	-0.71	-0.71	-0.71
Klamath Falls, OR	CO	Maintenance	100	0.00	0.55	-7.63	-7.31	-7.11	-7.11	-7.16	-7.18	-7.16	-7.16	-7.18
Klamath Falls, OR	PM ₁₀	Maintenance	100	0.00	0.55	-7.63	-7.31	-7.11	-7.11	-7.16	-7.18	-7.16	-7.16	-7.18
Knoxville, TN	Ozone	Former Subpart 1	50	0.00	11.28	-156.18	-149.57	-145.47	-145.51	-146.47	-146.81	-146.47	-146.47	-146.81
Knoxville, TN	PM _{2.5}	Nonattainment	100	0.00	11.28	-156.18	-149.57	-145.47	-145.51	-146.47	-146.81	-146.47	-146.47	-146.81
La Porte County, IN	SO _x	Maintenance	100	0.00	0.19	-2.72	-2.61	-2.53	-2.53	-2.55	-2.56	-2.55	-2.55	-2.56
LaGrande, OR	PM ₁₀	Maintenance	100	0.00	0.08	-1.14	-1.09	-1.06	-1.06	-1.07	-1.07	-1.07	-1.07	-1.07

Table D2-13 Emission Changes <u>a/</u> (for Cumulative Impacts) by Nonattainment Area with Alternative Standards for HD Vehicles Carbon Monoxide (CO) 2018													
Nonattainment Area	Pollutant	Status <u>c/</u>	General Conformity Threshold <u>d/</u>	Emissions Changes for Cumulative Impacts (tons/year)									
				Alt. 1	Alt. 2	Alt. 3	Alt. 4	Alt. 6A	Alt. 5	Alt. 6 <u>b/</u>	Alt. 7	Alt. 6B	Alt. 8
				No Action	Engine Only	Class 8 Tractors	Engines & Classes 7-8 Tractors	15% below Preferred Alternative Stringency	Engines, Classes 7-8 Tractors, & Classes 2b-3	Engines, Tractors, & Classes 2b-8	Engines, Tractors, & Trucks, & Trailers	20% above Preferred Alternative Stringency	Accelerated Hybrid Adoption
Lake County, IN	SO _x	Maintenance	100	0.00	1.67	-23.81	-22.83	-22.21	-22.22	-22.37	-22.43	-22.39	-22.45
Lake County, OH	SO _x	Maintenance	100	0.00	0.20	-2.75	-2.63	-2.56	-2.56	-2.58	-2.58	-2.58	-2.58
Lake County, OR	PM ₁₀	Maintenance	100	0.00	0.03	-0.47	-0.45	-0.44	-0.44	-0.44	-0.44	-0.44	-0.44
Lake Tahoe North Shore, CA	CO	Maintenance	100	0.00	0.14	-2.01	-1.92	-1.87	-1.87	-1.88	-1.89	-1.88	-1.89
Lake Tahoe South Shore, CA	CO	Maintenance	100	0.00	0.31	-4.24	-4.06	-3.95	-3.95	-3.98	-3.99	-3.98	-3.99
Lake Tahoe, NV	CO	Maintenance	100	0.00	0.11	-1.54	-1.48	-1.44	-1.44	-1.45	-1.45	-1.45	-1.45
Lamar, CO	PM ₁₀	Maintenance	100	0.00	0.05	-0.68	-0.66	-0.64	-0.64	-0.64	-0.64	-0.64	-0.64
Lame Deer, MT	PM ₁₀	Moderate	100	0.00	0.01	-0.11	-0.11	-0.11	-0.11	-0.11	-0.11	-0.11	-0.11
Lancaster, PA	Ozone	Maintenance	100	0.00	4.90	-68.15	-65.27	-63.49	-63.51	-63.93	-64.08	-63.94	-64.09
Lancaster, PA	PM _{2.5}	Nonattainment	100	0.00	4.90	-68.15	-65.27	-63.49	-63.51	-63.93	-64.08	-63.94	-64.09
Lane County, OR	PM ₁₀	Moderate	100	0.00	0.01	-0.12	-0.11	-0.11	-0.11	-0.11	-0.11	-0.11	-0.11
Lansing-East Lansing, MI	Ozone	Maintenance	100	0.00	2.62	-36.34	-34.81	-33.85	-33.86	-34.09	-34.16	-34.09	-34.16
LaPorte, IN	Ozone	Maintenance	100	0.00	0.54	-7.63	-7.31	-7.11	-7.12	-7.16	-7.18	-7.17	-7.18
Las Vegas, NV	CO	Serious	100	0.00	15.82	-219.06	-209.78	-204.04	-204.09	-205.44	-205.92	-205.44	-205.92
Las Vegas, NV	Ozone	Former Subpart 1	50	0.00	15.82	-219.06	-209.78	-204.04	-204.09	-205.44	-205.92	-205.44	-205.92
Lauderdale County, AL	SO _x	Maintenance	100	0.00	0.49	-6.84	-6.55	-6.37	-6.37	-6.41	-6.43	-6.41	-6.43
Laurel Area (Yellowstone County), MT	SO _x	Nonattainment	100	0.00	0.01	-0.13	-0.13	-0.12	-0.12	-0.12	-0.13	-0.12	-0.13
Libby, MT	PM ₁₀	Moderate	100	0.00	0.06	-0.80	-0.77	-0.75	-0.75	-0.75	-0.76	-0.75	-0.76
Libby, MT	PM _{2.5}	Nonattainment	100	0.00	0.06	-0.80	-0.77	-0.75	-0.75	-0.75	-0.76	-0.75	-0.76
Liberty-Clairton, PA	PM _{2.5}	Nonattainment	100	0.00	0.06	-1.15	-1.11	-1.08	-1.08	-1.09	-1.10	-1.10	-1.11
Lima, OH	Ozone	Maintenance	100	0.00	-3.47	-14.61	-16.48	-16.12	-16.42	-17.11	-17.96	-18.70	-20.04
Longmont, CO	CO	Maintenance	100	0.00	0.48	-6.63	-6.34	-6.17	-6.17	-6.21	-6.23	-6.21	-6.23
Lorain County, OH	SO _x	Maintenance	100	0.00	0.25	-3.49	-3.34	-3.25	-3.25	-3.27	-3.28	-3.27	-3.28
Los Angeles South Coast Air Basin, CA	CO	Maintenance	100	0.00	374.92	-5729.71	-5508.38	-5358.28	-5362.29	-5402.81	-5422.23	-5416.42	-5440.08
Los Angeles South Coast Air Basin, CA	NO _x	Maintenance	100	0.00	374.92	-5729.71	-5508.38	-5358.28	-5362.29	-5402.81	-5422.23	-5416.42	-5440.08
Los Angeles South Coast Air Basin, CA	Ozone	Extreme	10	0.00	374.92	-5729.71	-5508.38	-5358.28	-5362.29	-5402.81	-5422.23	-5416.42	-5440.08
Los Angeles South Coast Air Basin, CA	PM ₁₀	Serious	70	0.00	374.92	-5729.71	-5508.38	-5358.28	-5362.29	-5402.81	-5422.23	-5416.42	-5440.08
Los Angeles South Coast Air Basin, CA	PM _{2.5}	Nonattainment	100	0.00	374.92	-5729.71	-5508.38	-5358.28	-5362.29	-5402.81	-5422.23	-5416.42	-5440.08
Los Angeles-San Bernardino Counties (western Mohave), CA	Ozone	Moderate	50	0.00	3.70	-51.21	-49.04	-47.70	-47.71	-48.03	-48.14	-48.03	-48.14
Louisville, KY-IN	Ozone	Maintenance	100	0.00	12.35	-171.02	-163.78	-159.29	-159.34	-160.39	-160.76	-160.39	-160.76
Louisville, KY-IN	PM _{2.5}	Nonattainment	100	0.00	12.35	-171.02	-163.78	-159.29	-159.34	-160.39	-160.76	-160.39	-160.76
Lowell, MA	CO	Maintenance	100	0.00	0.61	-8.43	-8.07	-7.85	-7.85	-7.91	-7.92	-7.91	-7.92
Lucas County, OH	SO _x	Maintenance	100	0.00	1.69	-23.35	-22.36	-21.75	-21.76	-21.90	-21.95	-21.90	-21.95
Lyons Township, IL	PM ₁₀	Maintenance	100	0.00	0.34	-4.86	-4.66	-4.53	-4.54	-4.57	-4.58	-4.57	-4.58
Macon, GA	Ozone	Maintenance	100	0.00	2.36	-32.74	-31.35	-30.49	-30.50	-30.70	-30.78	-30.70	-30.78
Macon, GA	PM _{2.5}	Nonattainment	100	0.00	2.36	-32.74	-31.35	-30.49	-30.50	-30.70	-30.78	-30.70	-30.78
Madison and Page Counties (Shenandoah NP), VA	Ozone	Maintenance	100	0.00	0.02	-0.23	-0.22	-0.21	-0.21	-0.21	-0.21	-0.21	-0.21
Madison, WI	SO _x	Maintenance	100	0.00	1.29	-17.87	-17.12	-16.65	-16.65	-16.76	-16.80	-16.76	-16.80
Mammoth Lake, CA	PM ₁₀	Moderate	100	0.00	0.05	-0.64	-0.62	-0.60	-0.60	-0.60	-0.60	-0.60	-0.60
Manchester, NH	CO	Maintenance	100	0.00	0.44	-6.09	-5.84	-5.68	-5.68	-5.72	-5.73	-5.72	-5.73
Manitowoc County, WI	Ozone	Former Subpart 1	50	0.00	0.57	-7.84	-7.51	-7.30	-7.30	-7.35	-7.37	-7.35	-7.37
Marion County, IN	SO _x	Maintenance	100	0.00	1.76	-24.36	-23.32	-22.69	-22.69	-22.84	-22.89	-22.84	-22.89
Mariposa and Tuolumne Counties (Southern Mountain), CA	Ozone	Former Subpart 1	50	0.00	0.58	-7.97	-7.64	-7.43	-7.43	-7.48	-7.50	-7.48	-7.50

Table D2-13 Emission Changes <u>a/</u> (for Cumulative Impacts) by Nonattainment Area with Alternative Standards for HD Vehicles Carbon Monoxide (CO) 2018													
Nonattainment Area	Pollutant	Status <u>c/</u>	General Conformity Threshold <u>d/</u>	Emissions Changes for Cumulative Impacts (tons/year)									
				Alt. 1	Alt. 2	Alt. 3	Alt. 4	Alt. 6A	Alt. 5	Alt. 6 <u>b/</u>	Alt. 7	Alt. 6B	Alt. 8
				No Action	Engine Only	Class 8 Tractors	Engines & Classes 7-8 Tractors	15% below Preferred Alternative Stringency	Engines, Classes 7-8 Tractors, & Classes 2b-3	Engines, Tractors, & Classes 2b-8	Engines, Tractors, & Trucks, & Trailers	20% above Preferred Alternative Stringency	Accelerated Hybrid Adoption
Martinsburg, WV-Hagerstown, MD	PM _{2.5}	Nonattainment	100	0.00	1.75	-24.26	-23.23	-22.59	-22.60	-22.75	-22.80	-22.75	-22.80
Mason County, MI	Ozone	Maintenance	100	0.00	0.14	-1.99	-1.91	-1.86	-1.86	-1.87	-1.87	-1.87	-1.87
Medford, OR	CO	Maintenance	100	0.00	0.41	-5.65	-5.41	-5.26	-5.27	-5.30	-5.31	-5.30	-5.31
Medford-Ashland, OR	PM ₁₀	Maintenance	100	0.00	0.97	-13.44	-12.87	-12.52	-12.52	-12.60	-12.63	-12.60	-12.63
Memphis, TN-AR	Ozone	Maintenance	100	0.00	3.69	-80.56	-78.32	-76.22	-76.38	-77.16	-77.72	-77.91	-78.70
Memphis, TN	CO	Maintenance	100	0.00	3.23	-74.21	-72.24	-70.30	-70.46	-71.20	-71.74	-71.95	-72.72
Miami (Gila County), AZ	SO _x	Maintenance	100	0.00	0.16	-2.15	-2.06	-2.00	-2.00	-2.02	-2.02	-2.02	-2.02
Millinocket AQCR 109, ME	SO _x	Maintenance	100	0.00	0.02	-0.44	-0.42	-0.41	-0.41	-0.42	-0.42	-0.42	-0.43
Milwaukee, WI	SO _x	Maintenance	100	0.00	2.95	-40.89	-39.16	-38.09	-38.10	-38.35	-38.44	-38.35	-38.44
Milwaukee-Racine, WI	Ozone	Moderate	50	0.00	9.74	-134.90	-129.19	-125.65	-125.68	-126.51	-126.81	-126.51	-126.81
Minneapolis-St Paul, MN	CO	Maintenance	100	0.00	-18.34	-501.64	-510.47	-497.55	-501.33	-511.67	-522.55	-530.82	-547.67
Minneapolis-St Paul, MN	SO _x	Maintenance	100	0.00	30.75	-427.01	-408.97	-397.77	-397.88	-400.53	-401.47	-400.56	-401.51
Missoula, MT	CO	Maintenance	100	0.00	0.59	-9.20	-8.85	-8.61	-8.61	-8.68	-8.71	-8.70	-8.74
Missoula, MT	PM ₁₀	Moderate	100	0.00	0.59	-9.20	-8.85	-8.61	-8.61	-8.68	-8.71	-8.70	-8.74
Modesto, CA	CO	Maintenance	100	0.00	1.60	-22.12	-21.18	-20.60	-20.61	-20.74	-20.79	-20.74	-20.79
Mohave County, AZ	PM ₁₀	Maintenance	100	0.00	0.53	-7.38	-7.07	-6.88	-6.88	-6.92	-6.94	-6.92	-6.94
Mono Basin, CA	PM ₁₀	Moderate	100	0.00	0.01	-0.10	-0.10	-0.09	-0.09	-0.09	-0.09	-0.09	-0.09
Morenci (Greenlee County), AZ	SO _x	Maintenance	100	0.00	0.02	-0.26	-0.25	-0.24	-0.24	-0.24	-0.24	-0.24	-0.24
Morristown, NJ	CO	Maintenance	100	0.00	0.17	-2.34	-2.24	-2.18	-2.18	-2.20	-2.20	-2.20	-2.20
Muhlenberg County, KY	SO _x	Maintenance	100	0.00	0.16	-2.27	-2.17	-2.11	-2.11	-2.13	-2.13	-2.13	-2.13
Muncie, IN	Ozone	Maintenance	100	0.00	0.66	-9.20	-8.81	-8.57	-8.57	-8.63	-8.65	-8.63	-8.65
Murray County (Chattahoochee NF), GA	Ozone	Maintenance	100	0.00	0.02	-0.33	-0.31	-0.30	-0.30	-0.31	-0.31	-0.31	-0.31
Muscatine County, IA	SO _x	Maintenance	100	0.00	0.08	-1.14	-1.10	-1.07	-1.07	-1.07	-1.08	-1.07	-1.08
Muskegon, MI	Ozone	Maintenance	100	0.00	0.71	-9.83	-9.41	-9.15	-9.16	-9.22	-9.24	-9.22	-9.24
Nashua, NH	CO	Maintenance	100	0.00	0.35	-4.84	-4.64	-4.51	-4.51	-4.54	-4.55	-4.54	-4.55
Nashville, TN	Ozone	Former Subpart 1	50	0.00	8.80	-122.29	-117.13	-113.92	-113.95	-114.71	-114.98	-114.72	-114.99
Nevada County (western part), CA	Ozone	Former Subpart 1	50	0.00	0.70	-9.65	-9.24	-8.98	-8.99	-9.05	-9.07	-9.05	-9.07
New Haven County, CT	PM ₁₀	Maintenance	100	0.00	0.73	-10.10	-9.68	-9.41	-9.41	-9.48	-9.50	-9.48	-9.50
New Haven-Meriden-Waterbury, CT	CO	Maintenance	100	0.00	4.36	-60.74	-58.17	-56.58	-56.60	-56.98	-57.11	-56.98	-57.12
New Manchester-Grant Magisterial District (Hancock County), WV	SO _x	Maintenance	100	0.00	0.03	-0.47	-0.45	-0.44	-0.44	-0.44	-0.44	-0.44	-0.44
New York County, NY	PM ₁₀	Moderate	100	0.00	2.55	-35.85	-34.35	-33.41	-33.42	-33.64	-33.73	-33.66	-33.75
New York-N. New Jersey-Long Island, NY-NJ-CT	CO	Maintenance	100	0.00	123.28	-1735.75	-1663.35	-1617.84	-1618.40	-1629.39	-1633.53	-1630.11	-1634.48
New York-N. New Jersey-Long Island, NY-NJ-CT	PM _{2.5}	Nonattainment	100	0.00	122.33	-1737.20	-1665.32	-1619.77	-1620.41	-1631.54	-1635.88	-1632.63	-1637.31
New York-northern New Jersey-Long Island, NY-NJ-CT	Ozone	Moderate	50	0.00	78.29	-1127.27	-1081.23	-1051.68	-1052.16	-1059.53	-1062.54	-1060.62	-1063.97
Nogales, AZ	PM ₁₀	Moderate	100	0.00	0.22	-3.07	-2.94	-2.86	-2.86	-2.88	-2.88	-2.88	-2.88
Norfolk-Virginia Beach-Newport News, VA	Ozone	Maintenance	100	0.00	-137.79	-342.96	-418.04	-409.75	-420.74	-444.44	-474.34	-501.49	-549.21
Ogden, UT	CO	Maintenance	100	0.00	0.78	-10.84	-10.38	-10.09	-10.10	-10.16	-10.19	-10.16	-10.19
Ogden, UT	PM ₁₀	Moderate	100	0.00	0.78	-10.84	-10.38	-10.09	-10.10	-10.16	-10.19	-10.16	-10.19
Oglesby, IL	PM ₁₀	Maintenance	100	0.00	0.01	-0.20	-0.19	-0.18	-0.18	-0.18	-0.18	-0.18	-0.18
Olmsted County, MN	PM ₁₀	Maintenance	100	0.00	0.12	-1.68	-1.61	-1.57	-1.57	-1.58	-1.58	-1.58	-1.58
Olympia, Tumwater, Lacey, WA	PM ₁₀	Maintenance	100	0.00	0.57	-7.88	-7.55	-7.34	-7.34	-7.39	-7.41	-7.39	-7.41
Owens Valley, CA	PM ₁₀	Serious	70	0.00	-0.01	-0.31	-0.32	-0.31	-0.31	-0.32	-0.32	-0.33	-0.33
Pagosa Springs, CO	PM ₁₀	Maintenance	100	0.00	0.00	-0.01	-0.01	-0.01	-0.01	-0.01	-0.01	-0.01	-0.01

Table D2-13 Emission Changes <u>a/</u> (for Cumulative Impacts) by Nonattainment Area with Alternative Standards for HD Vehicles Carbon Monoxide (CO) 2018													
Nonattainment Area	Pollutant	Status <u>c/</u>	General Conformity Threshold <u>d/</u>	Emissions Changes for Cumulative Impacts (tons/year)									
				Alt. 1	Alt. 2	Alt. 3	Alt. 4	Alt. 6A	Alt. 5	Alt. 6 <u>b/</u>	Alt. 7	Alt. 6B	Alt. 8
				No Action	Engine Only	Class 8 Tractors	Engines & Classes 7-8 Tractors	15% below Preferred Alternative Stringency	Engines, Classes 7-8 Tractors, & Classes 2b-3	Engines, Tractors, & Classes 2b-8	Engines, Tractors, & Trucks, & Trailers	20% above Preferred Alternative Stringency	Accelerated Hybrid Adoption
Parkersburg-Marietta, WV-OH	Ozone	Maintenance	100	0.00	1.63	-22.54	-21.59	-21.00	-21.00	-21.14	-21.19	-21.14	-21.19
Parkersburg-Marietta, WV-OH	PM _{2.5}	Nonattainment	100	0.00	1.63	-22.54	-21.59	-21.00	-21.00	-21.14	-21.19	-21.14	-21.19
Payson, AZ	PM ₁₀	Maintenance	100	0.00	0.10	-1.45	-1.39	-1.35	-1.35	-1.36	-1.36	-1.36	-1.36
Penns Grove, NJ	CO	Maintenance	100	0.00	0.00	-0.04	-0.03	-0.03	-0.03	-0.03	-0.03	-0.03	-0.03
Peoria, IL	SO _x	Maintenance	100	0.00	0.56	-7.78	-7.45	-7.25	-7.25	-7.30	-7.32	-7.30	-7.32
Perth Amboy, NJ	CO	Maintenance	100	0.00	-0.54	-7.00	-7.28	-7.10	-7.18	-7.36	-7.56	-7.73	-8.04
Philadelphia-Camden County, PA-NJ	CO	Maintenance	100	0.00	2.20	-30.78	-29.49	-28.69	-28.69	-28.89	-28.96	-28.90	-28.97
Phildelphia-Wilmington, PA-NY-DE	PM _{2.5}	Nonattainment	100	0.00	-2.84	-381.96	-382.54	-372.66	-374.79	-381.19	-387.48	-391.87	-401.49
Phildelphia-Wilmington-Atlantic City, PA-NY-MD-DE	Ozone	Moderate	50	0.00	8.56	-540.37	-534.27	-520.23	-522.40	-529.78	-536.42	-540.47	-550.44
Phoenix, AZ	CO	Maintenance	100	0.00	47.87	-663.33	-635.25	-617.85	-618.02	-622.12	-623.57	-622.13	-623.58
Phoenix, AZ	PM ₁₀	Serious	70	0.00	47.87	-663.33	-635.25	-617.85	-618.02	-622.12	-623.57	-622.13	-623.58
Phoenix-Mesa, AZ	Ozone	Former Subpart 1	50	0.00	24.39	-338.22	-323.91	-315.04	-315.12	-317.21	-317.95	-317.22	-317.97
Pierce County, WA	PM ₁₀	Maintenance	100	0.00	0.06	-0.84	-0.81	-0.79	-0.79	-0.79	-0.79	-0.79	-0.79
Pinehurst, ID	PM ₁₀	Moderate	100	0.00	0.01	-0.11	-0.10	-0.10	-0.10	-0.10	-0.10	-0.10	-0.10
Pittsburgh, PA	CO	Maintenance	100	0.00	0.10	-1.69	-1.63	-1.59	-1.59	-1.60	-1.61	-1.61	-1.62
Pittsburgh-Beaver Valley, PA	Ozone	Former Subpart 1	50	0.00	21.39	-296.52	-283.97	-276.20	-276.27	-278.10	-278.75	-278.11	-278.76
Pittsburgh-Beaver Valley, PA	PM _{2.5}	Nonattainment	100	0.00	21.39	-296.52	-283.97	-276.20	-276.27	-278.10	-278.75	-278.11	-278.76
Polk County, TN	SO _x	Maintenance	100	0.00	0.12	-1.61	-1.55	-1.50	-1.50	-1.51	-1.52	-1.51	-1.52
Polson, MT	PM ₁₀	Moderate	100	0.00	0.02	-0.21	-0.20	-0.20	-0.20	-0.20	-0.20	-0.20	-0.20
Portland, ME	Ozone	Maintenance	100	0.00	3.01	-42.77	-41.00	-39.87	-39.89	-40.16	-40.27	-40.19	-40.31
Portland, OR	CO	Maintenance	100	0.00	6.26	-88.84	-85.16	-82.84	-82.87	-83.44	-83.66	-83.49	-83.73
Portneuf Valley, ID	PM ₁₀	Maintenance	100	0.00	0.24	-3.39	-3.24	-3.16	-3.16	-3.18	-3.18	-3.18	-3.18
Poughkeepsie, NY	Ozone	Moderate	50	0.00	7.21	-99.85	-95.62	-93.00	-93.03	-93.64	-93.86	-93.64	-93.86
Presque Isle, ME	PM ₁₀	Maintenance	100	0.00	0.05	-0.72	-0.69	-0.67	-0.67	-0.68	-0.68	-0.68	-0.68
Providence (entire State), RI	Ozone	Moderate	50	0.00	5.27	-74.30	-71.20	-69.25	-69.27	-69.75	-69.92	-69.78	-69.96
Provo, UT	CO	Maintenance	100	0.00	0.85	-11.80	-11.30	-10.99	-10.99	-11.07	-11.09	-11.07	-11.09
Raleigh-Durham, NC	CO	Maintenance	100	0.00	6.93	-96.27	-92.20	-89.68	-89.70	-90.30	-90.51	-90.30	-90.52
Raleigh-Durham-Chapel Hill, NC	Ozone	Maintenance	100	0.00	9.48	-131.46	-125.90	-122.45	-122.49	-123.30	-123.59	-123.31	-123.60
Ramsey County, MN	PM ₁₀	Maintenance	100	0.00	-0.06	-0.27	-0.30	-0.30	-0.30	-0.32	-0.33	-0.35	-0.37
Reading, PA	Ozone	Maintenance	100	0.00	3.65	-51.01	-48.86	-47.53	-47.54	-47.86	-47.98	-47.87	-47.99
Reading, PA	PM _{2.5}	Nonattainment	100	0.00	3.65	-51.01	-48.86	-47.53	-47.54	-47.86	-47.98	-47.87	-47.99
Reno, NV	CO	Maintenance	100	0.00	1.34	-18.59	-17.80	-17.31	-17.32	-17.43	-17.47	-17.43	-17.47
Rhineland (Oneida County), WI	SO _x	Maintenance	100	0.00	0.00	-0.07	-0.06	-0.06	-0.06	-0.06	-0.06	-0.06	-0.06
Richmond-Petersburg, VA	Ozone	Maintenance	100	0.00	6.72	-93.41	-89.47	-87.02	-87.04	-87.62	-87.83	-87.63	-87.84
Rillito, AZ	PM ₁₀	Moderate	100	0.00	0.25	-3.46	-3.31	-3.22	-3.22	-3.24	-3.25	-3.24	-3.25
Riverside County (Coachella Valley), CA	Ozone	Severe	25	0.00	3.27	-45.24	-43.32	-42.14	-42.15	-42.43	-42.52	-42.43	-42.52
Roanoke, VA	Ozone	Former Subpart 1	50	0.00	1.46	-20.25	-19.40	-18.87	-18.87	-19.00	-19.04	-19.00	-19.04
Rochester (Olmsted County), MN	SO _x	Maintenance	100	0.00	0.44	-6.04	-5.79	-5.63	-5.63	-5.67	-5.68	-5.67	-5.68
Rochester, NY	Ozone	Former Subpart 1	50	0.00	7.38	-102.28	-97.95	-95.27	-95.29	-95.92	-96.15	-95.92	-96.15
Rocky Mount, NC	Ozone	Maintenance	100	0.00	1.04	-14.38	-13.77	-13.39	-13.39	-13.48	-13.51	-13.48	-13.51
Rome, GA	PM _{2.5}	Nonattainment	100	0.00	0.67	-9.22	-8.83	-8.58	-8.59	-8.64	-8.66	-8.64	-8.66
Ronan, MT	PM ₁₀	Moderate	100	0.00	0.01	-0.08	-0.08	-0.08	-0.08	-0.08	-0.08	-0.08	-0.08
Rothschild, Rib Mountain, Weston (Marathon County), WI	SO _x	Maintenance	100	0.00	0.01	-0.20	-0.19	-0.18	-0.18	-0.19	-0.19	-0.19	-0.19

Table D2-13 Emission Changes <u>a/</u> (for Cumulative Impacts) by Nonattainment Area with Alternative Standards for HD Vehicles Carbon Monoxide (CO) 2018													
Nonattainment Area	Pollutant	Status <u>c/</u>	General Conformity Threshold <u>d/</u>	Emissions Changes for Cumulative Impacts (tons/year)									
				Alt. 1	Alt. 2	Alt. 3	Alt. 4	Alt. 6A	Alt. 5	Alt. 6 <u>b/</u>	Alt. 7	Alt. 6B	Alt. 8
				No Action	Engine Only	Class 8 Tractors	Engines & Classes 7-8 Tractors	15% below Preferred Alternative Stringency	Engines, Classes 7-8 Tractors, & Classes 2b-3	Engines, Tractors, & Classes 2b-8	Engines, Tractors, & Trucks, & Trailers	20% above Preferred Alternative Stringency	Accelerated Hybrid Adoption
Sacramento County, CA	PM ₁₀	Moderate	100	0.00	7.62	-107.15	-102.67	-99.86	-99.90	-100.58	-100.83	-100.62	-100.88
Sacramento Metro, CA	Ozone	Severe	25	0.00	13.63	-190.42	-182.42	-177.43	-177.48	-178.67	-179.11	-178.71	-179.16
Sacramento, CA	CO	Maintenance	100	0.00	8.48	-119.02	-114.04	-110.92	-110.96	-111.71	-111.99	-111.75	-112.04
Salem, OR	CO	Maintenance	100	0.00	0.73	-10.11	-9.68	-9.42	-9.42	-9.48	-9.50	-9.48	-9.50
Salt Lake City, UT	CO	Maintenance	100	0.00	0.59	-16.75	-16.39	-15.95	-16.00	-16.18	-16.33	-16.40	-16.61
Salt Lake County, UT	PM ₁₀	Moderate	100	0.00	10.62	-155.72	-149.46	-145.38	-145.46	-146.51	-146.96	-146.72	-147.24
Salt Lake County, UT	SO _x	Nonattainment	100	0.00	11.18	-154.87	-148.31	-144.25	-144.28	-145.24	-145.58	-145.24	-145.58
San Antonio, TX	Ozone	Former Subpart 1	50	0.00	9.99	-138.91	-133.05	-129.41	-129.44	-130.30	-130.61	-130.32	-130.63
San Bernardino County, CA	PM ₁₀	Moderate	100	0.00	2.30	-31.92	-30.57	-29.73	-29.74	-29.94	-30.01	-29.94	-30.01
San Diego, CA	CO	Maintenance	100	0.00	43.45	-601.75	-576.26	-560.48	-560.63	-564.34	-565.65	-564.34	-565.65
San Diego, CA	Ozone	Former Subpart 1	50	0.00	43.45	-601.75	-576.26	-560.48	-560.63	-564.34	-565.65	-564.34	-565.65
San Francisco Bay Area, CA	Ozone	Marginal	50	0.00	26.27	-484.63	-468.91	-456.24	-456.94	-461.09	-463.71	-464.15	-467.73
San Francisco-Oakland-San Jose, CA	CO	Maintenance	100	0.00	31.00	-548.50	-530.01	-515.66	-516.37	-520.90	-523.64	-523.92	-527.60
San Joaquin Valley, CA	Ozone	Extreme	10	0.00	70.58	-982.83	-941.41	-915.63	-915.90	-922.02	-924.23	-922.15	-924.40
San Joaquin Valley, CA	PM ₁₀	Maintenance	100	0.00	70.58	-982.83	-941.41	-915.63	-915.90	-922.02	-924.23	-922.15	-924.40
San Joaquin Valley, CA	PM _{2.5}	Nonattainment	100	0.00	70.58	-982.83	-941.41	-915.63	-915.90	-922.02	-924.23	-922.15	-924.40
San Manuel (Pinal County), AZ	SO _x	Maintenance	100	0.00	0.17	-2.42	-2.32	-2.25	-2.26	-2.27	-2.28	-2.27	-2.28
Sanders County (part);Thompson Falls and vicinity, MT	PM ₁₀	Moderate	100	0.00	0.00	-0.05	-0.05	-0.05	-0.05	-0.05	-0.05	-0.05	-0.05
Scranton-Wilkes Barre, PA	Ozone	Maintenance	100	0.00	3.69	-51.14	-48.97	-47.63	-47.65	-47.96	-48.07	-47.96	-48.07
Seattle-Tacoma, WA	CO	Maintenance	100	0.00	16.08	-222.69	-213.25	-207.41	-207.47	-208.84	-209.33	-208.84	-209.33
Sheboygan, WI	Ozone	Moderate	50	0.00	0.65	-8.94	-8.56	-8.33	-8.33	-8.38	-8.40	-8.38	-8.40
Sheridan, WY	PM ₁₀	Moderate	100	0.00	0.12	-1.69	-1.62	-1.58	-1.58	-1.59	-1.59	-1.59	-1.59
Shoshone County, ID	PM ₁₀	Moderate	100	0.00	0.00	0.00	0.00	0.00	0.00	0.00	0.00	0.00	0.00
Somerville, NJ	CO	Maintenance	100	0.00	0.09	-1.31	-1.25	-1.22	-1.22	-1.23	-1.23	-1.23	-1.23
South Bend-Elkhart, IN	Ozone	Maintenance	100	0.00	2.49	-34.54	-33.08	-32.17	-32.18	-32.39	-32.47	-32.40	-32.47
Southeast Chicago, IL	PM ₁₀	Maintenance	100	0.00	0.98	-14.33	-13.75	-13.37	-13.38	-13.47	-13.51	-13.49	-13.54
Spokane County, WA	PM ₁₀	Maintenance	100	0.00	1.60	-22.19	-21.25	-20.67	-20.68	-20.81	-20.86	-20.81	-20.86
Spokane, WA	CO	Maintenance	100	0.00	1.59	-21.98	-21.04	-20.47	-20.47	-20.61	-20.66	-20.61	-20.66
Springfield (western MA), MA	Ozone	Moderate	50	0.00	4.86	-68.31	-65.45	-63.66	-63.68	-64.11	-64.27	-64.14	-64.31
Springfield, MA	CO	Maintenance	100	0.00	0.74	-10.84	-10.40	-10.12	-10.12	-10.19	-10.22	-10.21	-10.24
St Louis, MO	CO	Maintenance	100	0.00	5.28	-73.14	-70.05	-68.13	-68.15	-68.60	-68.76	-68.60	-68.76
St Louis, MO-IL	Ozone	Moderate	50	0.00	8.57	-241.25	-235.91	-229.62	-230.27	-232.94	-235.05	-236.04	-239.12
St. Louis, MO-IL	PM _{2.5}	Nonattainment	100	0.00	8.47	-239.75	-234.47	-228.22	-228.87	-231.52	-233.63	-234.63	-237.70
State College, PA	Ozone	Maintenance	100	0.00	0.92	-12.70	-12.16	-11.83	-11.83	-11.91	-11.94	-11.91	-11.94
Steamboat Springs, CO	PM ₁₀	Maintenance	100	0.00	0.09	-1.29	-1.23	-1.20	-1.20	-1.21	-1.21	-1.21	-1.21
Steubenville & Mingo Juction, OH	SO _x	Maintenance	100	0.00	0.24	-3.37	-3.23	-3.14	-3.14	-3.16	-3.17	-3.16	-3.17
Steubenville-Weirton, OH-WV	Ozone	Maintenance	100	0.00	0.67	-15.80	-15.38	-14.97	-15.01	-15.17	-15.28	-15.33	-15.50
Steubenville-Weirton, OH-WV	PM _{2.5}	Nonattainment	100	0.00	0.67	-15.80	-15.38	-14.97	-15.01	-15.17	-15.28	-15.33	-15.50
Stockton, CA	CO	Maintenance	100	0.00	2.40	-33.22	-31.81	-30.94	-30.95	-31.16	-31.23	-31.16	-31.23
Sutter County (Sutter Buttes), CA	Ozone	Former Subpart 1	50	0.00	0.00	0.00	0.00	0.00	0.00	0.00	0.00	0.00	0.00
Syracuse, NY	CO	Maintenance	100	0.00	2.87	-39.72	-38.04	-37.00	-37.01	-37.25	-37.34	-37.25	-37.34
Telluride, CO	PM ₁₀	Maintenance	100	0.00	0.01	-0.10	-0.09	-0.09	-0.09	-0.09	-0.09	-0.09	-0.09
Terre Haute, IN	Ozone	Maintenance	100	0.00	0.75	-10.41	-9.97	-9.70	-9.70	-9.77	-9.79	-9.77	-9.79

Table D2-13 Emission Changes ^{a/} (for Cumulative Impacts) by Nonattainment Area with Alternative Standards for HD Vehicles Carbon Monoxide (CO) 2018													
Nonattainment Area	Pollutant	Status ^{c/}	General Conformity Threshold ^{d/}	Emissions Changes for Cumulative Impacts (tons/year)									
				Alt. 1	Alt. 2	Alt. 3	Alt. 4	Alt. 6A	Alt. 5	Alt. 6 ^{b/}	Alt. 7	Alt. 6B	Alt. 8
				No Action	Engine Only	Class 8 Tractors	Engines & Classes 7-8 Tractors	15% below Preferred Alternative Stringency	Engines, Classes 7-8 Tractors, & Classes 2b-3	Engines, Tractors, & Classes 2b-8	Engines, Tractors, & Truck, & Trailers	20% above Preferred Alternative Stringency	Accelerated Hybrid Adoption
Tioga County, PA	Ozone	Maintenance	100	0.00	0.32	-4.41	-4.22	-4.11	-4.11	-4.14	-4.15	-4.14	-4.15
Toledo, OH	Ozone	Maintenance	100	0.00	-8.77	-60.51	-65.20	-63.67	-64.56	-66.68	-69.17	-71.29	-75.22
Toms River, NJ	CO	Maintenance	100	0.00	0.52	-7.22	-6.91	-6.72	-6.72	-6.77	-6.79	-6.77	-6.79
Tooele County, UT	SO _x	Nonattainment	100	0.00	0.55	-7.58	-7.26	-7.06	-7.06	-7.11	-7.12	-7.11	-7.12
Trenton, NJ	CO	Maintenance	100	0.00	0.48	-6.68	-6.39	-6.22	-6.22	-6.26	-6.28	-6.26	-6.28
Trona, CA	PM ₁₀	Moderate	100	0.00	0.02	-0.23	-0.22	-0.21	-0.21	-0.21	-0.21	-0.21	-0.21
Tucson, AZ	CO	Maintenance	100	0.00	5.30	-73.45	-70.34	-68.41	-68.43	-68.88	-69.04	-68.88	-69.04
Utah County, UT	PM ₁₀	Moderate	100	0.00	2.59	-35.83	-34.31	-33.37	-33.38	-33.60	-33.68	-33.60	-33.68
Vancouver, WA	CO	Maintenance	100	0.00	1.63	-22.58	-21.62	-21.03	-21.03	-21.17	-21.22	-21.17	-21.22
Ventura County, CA	Ozone	Serious	50	0.00	4.18	-60.89	-58.43	-56.84	-56.86	-57.27	-57.44	-57.34	-57.54
Vermillion County, IN	PM ₁₀	Maintenance	100	0.00	0.04	-0.57	-0.54	-0.53	-0.53	-0.53	-0.53	-0.53	-0.53
Vigo County, IN	SO _x	Maintenance	100	0.00	0.75	-10.41	-9.97	-9.70	-9.70	-9.77	-9.79	-9.77	-9.79
Wallula, WA	PM ₁₀	Maintenance	100	0.00	0.00	0.00	0.00	0.00	0.00	0.00	0.00	0.00	0.00
Waltham, MA	CO	Maintenance	100	0.00	0.31	-4.32	-4.14	-4.02	-4.03	-4.05	-4.06	-4.05	-4.06
Warren County, NJ	SO _x	Maintenance	100	0.00	0.20	-2.71	-2.60	-2.52	-2.52	-2.54	-2.55	-2.54	-2.55
Warren County, PA	SO _x	Nonattainment	100	0.00	0.07	-1.15	-1.11	-1.08	-1.08	-1.09	-1.09	-1.09	-1.10
Washington County (Hagerstown), MD	Ozone	Former Subpart 1	50	0.00	1.18	-16.30	-15.61	-15.18	-15.19	-15.29	-15.32	-15.29	-15.32
Washington, DC-MD-VA	CO	Maintenance	100	0.00	65.84	-911.88	-873.25	-849.34	-849.56	-855.19	-857.17	-855.19	-857.17
Washington, DC-MD-VA	Ozone	Moderate	50	0.00	65.84	-911.88	-873.25	-849.34	-849.56	-855.19	-857.17	-855.19	-857.17
Washington, DC-MD-VA	PM _{2.5}	Nonattainment	100	0.00	65.84	-911.88	-873.25	-849.34	-849.56	-855.19	-857.17	-855.19	-857.17
Washoe County, NV	PM ₁₀	Serious	70	0.00	1.34	-18.59	-17.80	-17.31	-17.32	-17.43	-17.47	-17.43	-17.47
Waterford Township (Washington County), OH	SO _x	Maintenance	100	0.00	0.02	-0.32	-0.30	-0.29	-0.29	-0.30	-0.30	-0.30	-0.30
Wayne County, IN	SO _x	Maintenance	100	0.00	0.41	-5.70	-5.46	-5.31	-5.31	-5.35	-5.36	-5.35	-5.36
Wayne County, MI	PM ₁₀	Maintenance	100	0.00	-0.73	-7.01	-7.40	-7.22	-7.30	-7.51	-7.75	-7.94	-8.32
Weirton, WV	PM ₁₀	Maintenance	100	0.00	0.13	-1.81	-1.73	-1.68	-1.68	-1.69	-1.70	-1.69	-1.70
Weirton, WV	SO _x	Maintenance	100	0.00	0.13	-1.81	-1.73	-1.68	-1.68	-1.69	-1.70	-1.69	-1.70
Wheeling, WV-OH	Ozone	Maintenance	100	0.00	1.71	-23.71	-22.71	-22.08	-22.09	-22.24	-22.29	-22.24	-22.29
Wheeling, WV-OH	PM _{2.5}	Nonattainment	100	0.00	1.71	-23.71	-22.71	-22.08	-22.09	-22.24	-22.29	-22.24	-22.29
Winston-Salem, NC	CO	Maintenance	100	0.00	2.22	-31.17	-29.86	-29.05	-29.06	-29.25	-29.32	-29.26	-29.34
Worcester, MA	CO	Maintenance	100	0.00	1.16	-16.08	-15.40	-14.98	-14.98	-15.08	-15.12	-15.08	-15.12
Yakima County, WA	PM ₁₀	Maintenance	100	0.00	0.51	-7.03	-6.73	-6.55	-6.55	-6.59	-6.61	-6.59	-6.61
Yakima, WA	CO	Maintenance	100	0.00	0.20	-2.74	-2.63	-2.56	-2.56	-2.57	-2.58	-2.57	-2.58
York, PA	Ozone	Maintenance	100	0.00	4.27	-59.37	-56.87	-55.31	-55.33	-55.70	-55.83	-55.70	-55.84
York, PA	PM _{2.5}	Nonattainment	100	0.00	4.27	-59.37	-56.87	-55.31	-55.33	-55.70	-55.83	-55.70	-55.84
Youngstown-Warren-Sharon, OH-PA	Ozone	Maintenance	100	0.00	3.63	-50.22	-48.09	-46.77	-46.79	-47.10	-47.20	-47.10	-47.20
Yuma, AZ	PM ₁₀	Moderate	100	0.00	0.98	-13.57	-13.00	-12.64	-12.64	-12.73	-12.76	-12.73	-12.76

^{a/} Negative emissions changes indicate reductions; positive emissions changes are increases. Values of less than 0.005 tons/year are rounded to zero.

^{b/} Preferred Alternative

^{c/} Pollutants for which the area is designated nonattainment or maintenance as of 2010. Source: 40 CFR 81.

^{d/} Emissions thresholds in tons/year of: CO in CO maintenance and nonattainment areas; VOC or NO_x in ozone maintenance and nonattainment areas; primary PM_{2.5} in PM_{2.5} maintenance and nonattainment areas; primary PM₁₀ in PM₁₀ maintenance and nonattainment areas; and SO₂ in SO₂ maintenance and nonattainment areas. Source: 40 CFR § 93.153. These thresholds are provided for information only; a general conformity determination is not required for the proposed actions. (See section 3.3.1.)

Source: EPA (U.S. Environmental Protection Agency). 2010. The Green Book Nonattainment Areas. Washington, District of Columbia. Last Revised: June 16, 2010. U.S. Environmental Protection Agency. Available: <http://www.epa.gov/oaqps001/greenbk/>. Accessed: August 6, 2010.

Table D2-14 Emission Changes <u>a/</u> (for Cumulative Impacts) by Nonattainment Area with Alternative Standards for HD Vehicles Carbon Monoxide (CO) 2030														
Nonattainment Area	Pollutant	Status <u>c/</u>	General Conformity Threshold <u>d/</u>	Emissions Changes for Cumulative Impacts (tons/year)										
				Alt. 1	Alt. 2	Alt. 3	Alt. 4	Alt. 6A	Alt. 5	Alt. 6 <u>b/</u>	Alt. 7	Alt. 6B	Alt. 8	
				No Action	Engine Only	Class 8 Tractors	Engines & Classes 7-8 Tractors	15% below Preferred Alternative Stringency	Engines, Classes 7-8 Tractors, & Classes 2b-3	Engines, Tractors, & Classes 2b-8	Engines, Tractors, & Truck, & Trailers	20% above Preferred Alternative Stringency	Accelerated Hybrid Adoption	
Addison Township (Gallia County), OH	SO _x	Maintenance	100	0.00	0.10	-0.45	-0.37	-0.35	-0.34	-0.34	-0.34	-0.34	-0.33	-0.25
Ajo (Pima County), AZ	PM ₁₀	Moderate	100	0.00	0.22	-1.02	-0.84	-0.78	-0.76	-0.77	-0.77	-0.77	-0.73	-0.57
Ajo (Pima County), AZ	SO _x	Maintenance	100	0.00	0.18	-1.07	-0.91	-0.85	-0.83	-0.84	-0.85	-0.85	-0.82	-0.68
Albany-Schenectady-Troy, NY	Ozone	Former Subpart 1	50	0.00	26.24	-122.51	-100.38	-93.94	-90.55	-91.89	-92.12	-92.12	-87.92	-68.44
Albuquerque, NM	CO	Maintenance	100	0.00	20.90	-97.51	-79.89	-74.76	-72.06	-73.13	-73.31	-73.31	-69.97	-54.45
Allegan County, MI	Ozone	Former Subpart 1	50	0.00	8.30	-38.71	-31.72	-29.68	-28.61	-29.03	-29.10	-29.10	-27.78	-21.62
Allentown-Bethlehem-Easton, PA	Ozone	Maintenance	100	0.00	21.79	-101.78	-83.41	-78.06	-75.24	-76.36	-76.55	-76.55	-73.07	-56.89
Altoona, PA	Ozone	Maintenance	100	0.00	3.55	-16.57	-13.58	-12.71	-12.25	-12.43	-12.46	-12.46	-11.89	-9.25
Amador and Calaveras Counties (Central Mountain), CA	Ozone	Former Subpart 1	50	0.00	4.18	-19.49	-15.97	-14.94	-14.40	-14.62	-14.65	-14.65	-13.98	-10.88
Anchorage, AK	CO	Maintenance	100	0.00	2.88	-13.46	-11.03	-10.32	-9.94	-10.09	-10.12	-10.12	-9.66	-7.51
Anthony, NM	PM ₁₀	Moderate	100	0.00	0.26	-1.33	-1.10	-1.04	-1.00	-1.02	-1.02	-1.02	-0.98	-0.79
Armstrong County, PA	SO _x	Nonattainment	100	0.00	0.15	-0.72	-0.59	-0.55	-0.53	-0.54	-0.54	-0.54	-0.51	-0.40
Aspen, CO	PM ₁₀	Maintenance	100	0.00	0.29	-1.33	-1.09	-1.02	-0.98	-1.00	-1.00	-1.00	-0.96	-0.74
Atlanta, GA	Ozone	Moderate	50	0.00	537.44	-2507.58	-2054.52	-1922.62	-1853.18	-1880.61	-1885.19	-1885.19	-1799.34	-1400.36
Atlanta, GA	PM _{2.5}	Nonattainment	100	0.00	537.44	-2507.58	-2054.52	-1922.62	-1853.18	-1880.61	-1885.19	-1885.19	-1799.34	-1400.36
Atlantic City, NJ	CO	Maintenance	100	0.00	0.55	-2.56	-2.09	-1.96	-1.89	-1.92	-1.92	-1.92	-1.83	-1.43
Bakersfield, CA	CO	Maintenance	100	0.00	14.08	-68.83	-56.80	-53.23	-51.38	-52.20	-52.39	-52.39	-50.17	-39.62
Baltimore, MD	CO	Maintenance	100	0.00	110.30	-515.28	-422.26	-395.17	-380.91	-386.56	-387.51	-387.51	-369.90	-287.99
Baltimore, MD	Ozone	Moderate	50	0.00	110.29	-515.30	-422.29	-395.20	-380.94	-386.59	-387.55	-387.55	-369.94	-288.04
Baltimore, MD	PM _{2.5}	Nonattainment	100	0.00	110.29	-515.30	-422.29	-395.20	-380.94	-386.59	-387.55	-387.55	-369.94	-288.04
Baton Rouge, LA	Ozone	Moderate	50	0.00	-28.32	-200.98	-207.33	-202.65	-203.37	-212.85	-220.10	-227.69	-227.69	-238.58
Beaumont-Port Arthur, TX	Ozone	Moderate	50	0.00	-6.25	-111.39	-109.27	-105.89	-105.46	-109.75	-112.86	-115.15	-115.15	-115.51
Benton County, TN	SO _x	Maintenance	100	0.00	0.13	-0.61	-0.50	-0.47	-0.45	-0.46	-0.46	-0.46	-0.44	-0.34
Benton Harbor, MI	Ozone	Maintenance	100	0.00	9.65	-45.07	-36.93	-34.56	-33.32	-33.81	-33.89	-33.89	-32.35	-25.19
Benzie County, MI	Ozone	Maintenance	100	0.00	1.33	-6.22	-5.09	-4.77	-4.60	-4.66	-4.67	-4.67	-4.46	-3.47
Berkeley and Jefferson Counties, WV	Ozone	Maintenance	100	0.00	8.47	-39.52	-32.38	-30.30	-29.21	-29.64	-29.71	-29.71	-28.36	-22.07
Billings, MT	CO	Maintenance	100	0.00	-6.82	-25.41	-28.15	-27.83	-28.20	-29.73	-30.96	-32.58	-32.58	-35.90
Birmingham, AL	Ozone	Maintenance	100	0.00	64.44	-303.42	-248.95	-233.04	-224.69	-228.07	-228.68	-228.68	-218.41	-170.49
Birmingham, AL	PM _{2.5}	Nonattainment	100	0.00	64.44	-303.42	-248.95	-233.04	-224.69	-228.07	-228.68	-228.68	-218.41	-170.49
Boise-Northern Ada County, ID	CO	Maintenance	100	0.00	24.14	-112.94	-92.58	-86.64	-83.52	-84.76	-84.97	-84.97	-81.12	-63.19
Boise-Northern Ada County, ID	PM ₁₀	Maintenance	100	0.00	24.14	-112.94	-92.58	-86.64	-83.52	-84.76	-84.97	-84.97	-81.12	-63.19
Bonner County (Sandpoint), ID	PM ₁₀	Moderate	100	0.00	0.64	-2.97	-2.43	-2.27	-2.19	-2.22	-2.23	-2.23	-2.13	-1.66
Boston, MA	CO	Maintenance	100	0.00	23.63	-110.25	-90.33	-84.53	-81.48	-82.68	-82.89	-82.89	-79.11	-61.57
Boston-Lawrence-Worcester (eastern MA), MA	Ozone	Moderate	50	0.00	154.56	-722.16	-591.82	-553.85	-533.87	-541.79	-543.13	-543.13	-518.45	-403.67
Boston-Manchester-Portsmouth (southeast NH), NH	Ozone	Moderate	50	0.00	24.46	-114.10	-93.48	-87.48	-84.32	-85.57	-85.77	-85.77	-81.87	-63.71
Boyd County (part), KY	SO _x	Maintenance	100	0.00	0.42	-1.96	-1.61	-1.50	-1.45	-1.47	-1.47	-1.47	-1.41	-1.09
Buffalo-Niagara Falls, NY	Ozone	Former Subpart 1	50	0.00	25.09	-117.06	-95.91	-89.75	-86.51	-87.79	-88.01	-88.01	-84.00	-65.37
Burlington, NJ	CO	Maintenance	100	0.00	0.27	-1.28	-1.05	-0.98	-0.94	-0.96	-0.96	-0.96	-0.92	-0.71
Butte, MT	PM ₁₀	Moderate	100	0.00	0.98	-4.59	-3.76	-3.52	-3.39	-3.44	-3.45	-3.45	-3.29	-2.56
Canon City, CO	PM ₁₀	Maintenance	100	0.00	0.74	-3.46	-2.84	-2.65	-2.56	-2.60	-2.60	-2.60	-2.48	-1.93
Canton-Massillon, OH	Ozone	Maintenance	100	0.00	20.71	-111.07	-92.85	-87.26	-84.46	-85.99	-86.49	-86.49	-83.32	-67.50
Canton-Massillon, OH	PM _{2.5}	Nonattainment	100	0.00	20.71	-111.07	-92.85	-87.26	-84.46	-85.99	-86.49	-86.49	-83.32	-67.50
Case County, MI	Ozone	Maintenance	100	0.00	2.38	-11.17	-9.16	-8.57	-8.27	-8.39	-8.41	-8.41	-8.03	-6.26

Table D2-14 Emission Changes <u>a/</u> (for Cumulative Impacts) by Nonattainment Area with Alternative Standards for HD Vehicles Carbon Monoxide (CO) 2030														
Nonattainment Area	Pollutant	Status <u>c/</u>	General Conformity Threshold <u>d/</u>	Emissions Changes for Cumulative Impacts (tons/year)										
				Alt. 1	Alt. 2	Alt. 3	Alt. 4	Alt. 6A	Alt. 5	Alt. 6 <u>b/</u>	Alt. 7	Alt. 6B	Alt. 8	
				No Action	Engine Only	Class 8 Tractors	Engines & Classes 7-8 Tractors	15% below Preferred Alternative Stringency	Engines, Classes 7-8 Tractors, & Classes 2b-3	Engines, Tractors, & Classes 2b-8	Engines, Tractors, & Truck, & Trailers	20% above Preferred Alternative Stringency	Accelerated Hybrid Adoption	
Center Township (Morgan County), OH	SO _x	Maintenance	100	0.00	0.04	-0.16	-0.13	-0.13	-0.12	-0.12	-0.12	-0.12	-0.12	-0.09
Central Steptoe Valley (White Pine County), NV	SO _x	Maintenance	100	0.00	0.10	-0.49	-0.40	-0.37	-0.36	-0.36	-0.37	-0.35	-0.27	-0.27
Charleston, WV	Ozone	Maintenance	100	0.00	26.67	-124.42	-101.94	-95.39	-91.95	-93.31	-93.53	-89.27	-69.47	-69.47
Charleston, WV	PM _{2.5}	Nonattainment	100	0.00	26.67	-124.42	-101.94	-95.39	-91.95	-93.31	-93.53	-89.27	-69.47	-69.47
Charlotte, NC	CO	Maintenance	100	0.00	29.58	-137.99	-113.05	-105.80	-101.97	-103.48	-103.73	-99.01	-77.05	-77.05
Charlotte-Gastonia-Rock Hill, NC-SC	Ozone	Moderate	50	0.00	67.75	-316.07	-258.96	-242.33	-233.58	-237.03	-237.61	-226.79	-176.49	-176.49
Chattanooga, TN-GA-AL	PM _{2.5}	Nonattainment	100	0.00	23.20	-108.24	-88.68	-82.99	-79.99	-81.17	-81.37	-77.67	-60.44	-60.44
Chattanooga, TN-GA	Ozone	Former Subpart 1	50	0.00	21.70	-101.23	-82.94	-77.61	-74.81	-75.92	-76.10	-72.64	-56.53	-56.53
Chicago-Gary-Lake County, IL-IN	Ozone	Moderate	50	0.00	627.38	-3358.87	-2807.28	-2638.22	-2553.36	-2599.53	-2614.59	-2518.34	-2039.45	-2039.45
Chicago-Gary-Lake County, IL-IN	PM _{2.5}	Nonattainment	100	0.00	627.38	-3358.87	-2807.28	-2638.22	-2553.36	-2599.53	-2614.59	-2518.34	-2039.45	-2039.45
Chico, CA	CO	Maintenance	100	0.00	9.23	-43.04	-35.26	-33.00	-31.81	-32.28	-32.36	-30.88	-24.03	-24.03
Chico, CA	Ozone	Former Subpart 1	50	0.00	9.23	-43.04	-35.26	-33.00	-31.81	-32.28	-32.36	-30.88	-24.03	-24.03
Cincinnati-Hamilton, OH-KY-IN	Ozone	Former Subpart 1	50	0.00	165.87	-773.82	-633.99	-593.29	-571.86	-580.32	-581.73	-555.23	-432.10	-432.10
Cincinnati-Hamilton, OH-KY-IN	PM _{2.5}	Nonattainment	100	0.00	165.87	-773.82	-633.99	-593.29	-571.86	-580.32	-581.73	-555.23	-432.10	-432.10
Clairton & 4 Boroughs, PA	PM ₁₀	Maintenance	100	0.00	0.29	-1.57	-1.31	-1.23	-1.19	-1.21	-1.22	-1.17	-0.95	-0.95
Clark County, NV	PM ₁₀	Serious	70	0.00	7.77	-36.27	-29.72	-27.81	-26.80	-27.20	-27.27	-26.02	-20.25	-20.25
Clarksville-Hopkinsville, TN-KY	Ozone	Maintenance	100	0.00	13.60	-63.43	-51.97	-48.63	-46.88	-47.57	-47.69	-45.51	-35.42	-35.42
Clearfield and Indiana Counties, PA	Ozone	Maintenance	100	0.00	12.03	-56.12	-45.98	-43.02	-41.47	-42.08	-42.19	-40.26	-31.34	-31.34
Cleveland, OH	CO	Maintenance	100	0.00	34.77	-162.19	-132.89	-124.35	-119.86	-121.63	-121.93	-116.38	-90.57	-90.57
Cleveland-Akron-Lorain, OH	Ozone	Maintenance	100	0.00	219.51	-1024.06	-839.02	-785.15	-756.79	-767.98	-769.85	-734.78	-571.83	-571.83
Cleveland-Akron-Lorain, OH	PM _{2.5}	Nonattainment	100	0.00	219.51	-1024.06	-839.02	-785.15	-756.79	-767.98	-769.85	-734.78	-571.83	-571.83
Coachella Valley, CA	PM ₁₀	Serious	70	0.00	13.88	-64.77	-53.06	-49.66	-47.86	-48.57	-48.69	-46.47	-36.16	-36.16
Colbert County, AL	SO _x	Maintenance	100	0.00	2.27	-10.59	-8.68	-8.12	-7.83	-7.95	-7.96	-7.60	-5.92	-5.92
Colorado Springs, CO	CO	Maintenance	100	0.00	16.19	-76.66	-62.95	-58.94	-56.84	-57.70	-57.87	-55.29	-43.24	-43.24
Columbia Falls, MT	PM ₁₀	Moderate	100	0.00	0.22	-1.03	-0.84	-0.79	-0.76	-0.77	-0.77	-0.74	-0.57	-0.57
Columbia, SC	Ozone	Former Subpart 1	50	0.00	30.12	-140.50	-115.12	-107.72	-103.83	-105.37	-105.63	-100.82	-78.46	-78.46
Columbus, OH	Ozone	Maintenance	100	0.00	151.65	-707.46	-579.63	-542.41	-522.82	-530.55	-531.84	-507.62	-395.04	-395.04
Columbus, OH	PM _{2.5}	Nonattainment	100	0.00	151.65	-707.46	-579.63	-542.41	-522.82	-530.55	-531.84	-507.62	-395.04	-395.04
Conewango Township (Warren County), PA	SO _x	Maintenance	100	0.00	0.10	-0.62	-0.53	-0.50	-0.48	-0.49	-0.50	-0.48	-0.40	-0.40
Coso Junction, CA	PM ₁₀	Moderate	100	0.00	0.01	-0.05	-0.04	-0.04	-0.04	-0.04	-0.04	-0.04	-0.03	-0.03
Cuyahoga County, OH	PM ₁₀	Maintenance	100	0.00	63.34	-295.47	-242.08	-226.54	-218.36	-221.59	-222.13	-212.01	-164.99	-164.99
Cuyahoga County, OH	SO _x	Maintenance	100	0.00	63.34	-295.47	-242.08	-226.54	-218.36	-221.59	-222.13	-212.01	-164.99	-164.99
Dallas-Fort Worth, TX	Ozone	Moderate	50	0.00	165.46	-772.65	-633.13	-592.50	-571.11	-579.58	-581.00	-554.58	-431.72	-431.72
Dayton-Springfield, OH	Ozone	Maintenance	100	0.00	67.82	-316.41	-259.24	-242.59	-233.83	-237.29	-237.87	-227.03	-176.68	-176.68
Dayton-Springfield, OH	PM _{2.5}	Nonattainment	100	0.00	67.82	-316.41	-259.24	-242.59	-233.83	-237.29	-237.87	-227.03	-176.68	-176.68
Denver Metro, CO	PM ₁₀	Maintenance	100	0.00	73.26	-371.98	-308.64	-289.61	-279.88	-284.60	-285.91	-274.48	-219.18	-219.18
Denver-Boulder, CO	CO	Maintenance	100	0.00	69.42	-354.09	-293.98	-275.89	-266.65	-271.19	-272.46	-261.64	-209.19	-209.19
Denver-Boulder-Greeley-Fort Collins-Loveland, CO	Ozone	Former Subpart 1	50	0.00	93.94	-468.47	-387.69	-363.59	-351.18	-356.96	-358.44	-343.72	-273.06	-273.06
Detroit, MI	CO	Maintenance	100	0.00	85.60	-410.22	-337.49	-316.10	-304.95	-309.67	-310.64	-297.07	-233.20	-233.20
Detroit-Ann Arbor, MI	Ozone	Maintenance	100	0.00	523.50	-2453.85	-2011.94	-1883.06	-1815.32	-1842.41	-1847.13	-1763.61	-1374.63	-1374.63
Detroit-Ann Arbor, MI	PM _{2.5}	Nonattainment	100	0.00	523.50	-2453.85	-2011.94	-1883.06	-1815.32	-1842.41	-1847.13	-1763.61	-1374.63	-1374.63
Door County, WI	Ozone	Former Subpart 1	50	0.00	1.90	-8.86	-7.26	-6.79	-6.55	-6.65	-6.66	-6.36	-4.95	-4.95
Douglas (Cochise County), AZ	PM ₁₀	Moderate	100	0.00	2.75	-12.85	-10.53	-9.85	-9.49	-9.63	-9.66	-9.22	-7.17	-7.17

Table D2-14 Emission Changes <u>a/</u> (for Cumulative Impacts) by Nonattainment Area with Alternative Standards for HD Vehicles Carbon Monoxide (CO) 2030													
Nonattainment Area	Pollutant	Status <u>c/</u>	General Conformity Threshold <u>d/</u>	Emissions Changes for Cumulative Impacts (tons/year)									
				Alt. 1	Alt. 2	Alt. 3	Alt. 4	Alt. 6A	Alt. 5	Alt. 6 <u>b/</u>	Alt. 7	Alt. 6B	Alt. 8
				No Action	Engine Only	Class 8 Tractors	Engines & Classes 7-8 Tractors	15% below Preferred Alternative Stringency	Engines, Classes 7-8 Tractors, & Classes 2b-3	Engines, Tractors, & Classes 2b-8	Engines, Tractors, & Truck, & Trailers	20% above Preferred Alternative Stringency	Accelerated Hybrid Adoption
Douglas (Cochise County), AZ	SO _x	Maintenance	100	0.00	2.75	-12.85	-10.53	-9.85	-9.49	-9.63	-9.66	-9.22	-7.17
Duluth, MN	CO	Maintenance	100	0.00	3.32	-15.49	-12.69	-11.87	-11.44	-11.61	-11.64	-11.11	-8.65
Eagle River, AK	PM ₁₀	Moderate	100	0.00	0.18	-0.82	-0.67	-0.63	-0.61	-0.61	-0.62	-0.59	-0.46
East Chicago, IN	CO	Maintenance	100	0.00	8.02	-37.79	-31.01	-29.03	-27.99	-28.41	-28.49	-27.21	-21.25
East Chicago, IN	PM ₁₀	Maintenance	100	0.00	-29.22	-83.74	-96.79	-96.27	-98.11	-103.83	-108.54	-115.23	-130.22
East Helena Area (Lewis and Clark County), MT	SO _x	Nonattainment	100	0.00	0.04	-0.21	-0.17	-0.16	-0.15	-0.15	-0.16	-0.15	-0.12
El Paso County, TX	PM ₁₀	Moderate	100	0.00	6.05	-45.45	-39.45	-37.36	-36.43	-37.30	-37.74	-36.93	-31.92
El Paso, TX	CO	Maintenance	100	0.00	0.55	-2.69	-2.22	-2.08	-2.01	-2.04	-2.05	-1.96	-1.55
Erie, PA	Ozone	Maintenance	100	0.00	10.64	-49.77	-40.80	-38.18	-36.81	-37.35	-37.45	-35.75	-27.85
Essex County (Whiteface Mountain), NY	Ozone	Former Subpart 1	50	0.00	0.05	-0.25	-0.20	-0.19	-0.18	-0.19	-0.19	-0.18	-0.14
Eugene-Springfield, OR	CO	Maintenance	100	0.00	14.90	-69.49	-56.94	-53.28	-51.36	-52.11	-52.24	-49.86	-38.80
Eugene-Springfield, OR	PM ₁₀	Moderate	100	0.00	14.90	-69.49	-56.94	-53.28	-51.36	-52.11	-52.24	-49.86	-38.80
Evansville, IN	Ozone	Maintenance	100	0.00	29.24	-136.42	-111.77	-104.59	-100.81	-102.31	-102.55	-97.88	-76.18
Evansville, IN	PM _{2.5}	Nonattainment	100	0.00	29.24	-136.42	-111.77	-104.59	-100.81	-102.31	-102.55	-97.88	-76.18
Fairbanks, AK	CO	Maintenance	100	0.00	0.62	-2.90	-2.38	-2.23	-2.15	-2.18	-2.18	-2.08	-1.62
Fayetteville, NC	Ozone	Former Subpart 1	50	0.00	10.71	-49.97	-40.94	-38.31	-36.93	-37.47	-37.56	-35.85	-27.90
Flathead County; Whitefish and vicinity, MT	PM ₁₀	Moderate	100	0.00	0.29	-1.34	-1.10	-1.03	-0.99	-1.00	-1.01	-0.96	-0.75
Flint, MI	Ozone	Maintenance	100	0.00	28.35	-133.01	-109.07	-102.08	-98.41	-99.88	-100.14	-95.62	-74.55
Follansbee, WV	PM ₁₀	Maintenance	100	0.00	0.03	-0.13	-0.10	-0.10	-0.09	-0.10	-0.10	-0.09	-0.07
Fort Collins, CO	CO	Maintenance	100	0.00	5.54	-25.83	-21.16	-19.80	-19.09	-19.37	-19.42	-18.53	-14.42
Fort Hall Reservation, ID	PM ₁₀	Moderate	100	0.00	0.02	-0.12	-0.10	-0.09	-0.09	-0.09	-0.09	-0.08	-0.07
Fort Wayne, IN	Ozone	Maintenance	100	0.00	17.08	-79.69	-65.29	-61.10	-58.89	-59.76	-59.91	-57.18	-44.50
Franklin County, PA	Ozone	Maintenance	100	0.00	8.30	-38.73	-31.73	-29.69	-28.62	-29.04	-29.11	-27.79	-21.62
Franklin Township (Coshocton County), OH	SO _x	Maintenance	100	0.00	0.04	-0.17	-0.14	-0.13	-0.13	-0.13	-0.13	-0.12	-0.10
Frederick County, VA	Ozone	Former Subpart 1	50	0.00	5.51	-25.72	-21.08	-19.72	-19.01	-19.29	-19.34	-18.46	-14.36
Fredericksburg, VA	Ozone	Maintenance	100	0.00	10.62	-49.54	-40.59	-37.98	-36.61	-37.15	-37.24	-35.55	-27.66
Freehold, NJ	CO	Maintenance	100	0.00	0.23	-1.08	-0.88	-0.82	-0.79	-0.81	-0.81	-0.77	-0.60
Fresno, CA	CO	Maintenance	100	0.00	17.86	-83.54	-68.48	-64.09	-61.78	-62.70	-62.85	-60.00	-46.74
Grand Rapids, MI	Ozone	Maintenance	100	0.00	45.77	-213.52	-174.94	-163.71	-157.80	-160.13	-160.52	-153.21	-119.24
Granite City, Nameoki Townships, IL	PM ₁₀	Maintenance	100	0.00	1.92	-8.96	-7.34	-6.87	-6.63	-6.72	-6.74	-6.44	-5.01
Grant County, NM	SO _x	Maintenance	100	0.00	0.11	-0.50	-0.41	-0.38	-0.37	-0.37	-0.37	-0.36	-0.28
Grants Pass, OR	CO	Maintenance	100	0.00	1.19	-5.57	-4.56	-4.27	-4.11	-4.17	-4.18	-3.99	-3.11
Grants Pass, OR	PM ₁₀	Maintenance	100	0.00	1.19	-5.57	-4.56	-4.27	-4.11	-4.17	-4.18	-3.99	-3.11
Great Falls, MT	CO	Maintenance	100	0.00	0.76	-3.55	-2.90	-2.72	-2.62	-2.66	-2.67	-2.54	-1.98
Greater Connecticut, CT	Ozone	Moderate	50	0.00	30.48	-143.49	-117.73	-110.20	-106.25	-107.85	-108.14	-103.28	-80.62
Greeley, CO	CO	Maintenance	100	0.00	4.56	-21.26	-17.42	-16.30	-15.71	-15.94	-15.98	-15.26	-11.87
Green Bay, WI	SO _x	Maintenance	100	0.00	4.92	-22.95	-18.80	-17.60	-16.96	-17.21	-17.25	-16.47	-12.81
Greene County, IN	Ozone	Maintenance	100	0.00	2.29	-10.67	-8.74	-8.18	-7.88	-8.00	-8.02	-7.65	-5.96
Greene County, PA	Ozone	Maintenance	100	0.00	1.51	-7.04	-5.77	-5.40	-5.20	-5.28	-5.29	-5.05	-3.93
Greensboro-Winston Salem-High Point, NC	Ozone	Marginal	50	0.00	92.99	-434.04	-355.64	-332.81	-320.80	-325.55	-326.34	-311.49	-242.45
Greensboro-Winston salem-High Point, NC	PM _{2.5}	Nonattainment	100	0.00	92.99	-434.04	-355.64	-332.81	-320.80	-325.55	-326.34	-311.49	-242.45
Greenville-Spartanburg-Anderson, SC	Ozone	Former Subpart 1	50	0.00	40.82	-190.69	-156.27	-146.24	-140.97	-143.06	-143.41	-136.89	-106.58
Groveland Township (Tazewell County), IL	SO _x	Maintenance	100	0.00	1.09	-5.06	-4.15	-3.88	-3.74	-3.80	-3.81	-3.63	-2.83

Table D2-14 Emission Changes <u>a/</u> (for Cumulative Impacts) by Nonattainment Area with Alternative Standards for HD Vehicles Carbon Monoxide (CO) 2030													
Nonattainment Area	Pollutant	Status <u>c/</u>	General Conformity Threshold <u>d/</u>	Emissions Changes for Cumulative Impacts (tons/year)									
				Alt. 1	Alt. 2	Alt. 3	Alt. 4	Alt. 6A	Alt. 5	Alt. 6 <u>b/</u>	Alt. 7	Alt. 6B	Alt. 8
				No Action	Engine Only	Class 8 Tractors	Engines & Classes 7-8 Tractors	15% below Preferred Alternative Stringency	Engines, Classes 7-8 Tractors, & Classes 2b-3	Engines, Tractors, & Classes 2b-8	Engines, Tractors, & Truckers, & Trailers	20% above Preferred Alternative Stringency	Accelerated Hybrid Adoption
Hancock-Knox-Lincoln-Waldo Counties, ME	Ozone	Maintenance	100	0.00	4.69	-21.86	-17.91	-16.76	-16.16	-16.40	-16.44	-15.69	-12.21
Harrisburg-Lebanon-Carlisle, PA	Ozone	Maintenance	100	0.00	87.79	-409.73	-335.72	-314.17	-302.83	-307.31	-308.06	-294.04	-228.86
Harrisburg-Lebanon-Carlisle, PA	PM _{2.5}	Nonattainment	100	0.00	87.79	-409.73	-335.72	-314.17	-302.83	-307.31	-308.06	-294.04	-228.86
Hartford-New Britain-Middletown, CT	CO	Maintenance	100	0.00	21.09	-98.89	-81.09	-75.90	-73.17	-74.26	-74.45	-71.09	-55.42
Hayden (Pinal County), AZ	SO _x	Nonattainment	100	0.00	0.36	-1.68	-1.38	-1.29	-1.24	-1.26	-1.26	-1.21	-0.94
Hayden/Miami, AZ	PM ₁₀	Moderate	100	0.00	1.25	-5.85	-4.79	-4.48	-4.32	-4.39	-4.40	-4.20	-3.27
Haywood and Swain Counties (Great Smoky Mountain NP), NC	Ozone	Maintenance	100	0.00	0.24	-1.14	-0.94	-0.88	-0.84	-0.86	-0.86	-0.82	-0.64
Hazelwood, PA	SO _x	Maintenance	100	0.00	0.94	-4.60	-3.79	-3.56	-3.43	-3.49	-3.50	-3.35	-2.64
Hickory, NC	PM _{2.5}	Nonattainment	100	0.00	6.28	-29.27	-23.98	-22.44	-21.63	-21.95	-22.01	-21.01	-16.35
Hickory-Morgantown-Lenoir, NC	Ozone	Former Subpart 1	50	0.00	11.19	-52.19	-42.76	-40.01	-38.57	-39.14	-39.23	-37.45	-29.14
Hollis Township, IL	SO _x	Maintenance	100	0.00	0.11	-0.54	-0.45	-0.42	-0.41	-0.41	-0.42	-0.40	-0.32
Houston-Galveston-Brazoria, TX	Ozone	Severe	25	0.00	79.37	-835.86	-744.46	-708.71	-694.35	-713.67	-724.82	-716.43	-643.34
Humphreys County, TN	SO _x	Maintenance	100	0.00	0.38	-1.79	-1.46	-1.37	-1.32	-1.34	-1.34	-1.28	-1.00
Huntington-Ashland, WV-KY-OH	PM _{2.5}	Nonattainment	100	0.00	-23.77	-106.39	-114.99	-113.23	-114.39	-120.30	-124.99	-130.79	-141.82
Huntington-Ashland, WV-KY	Ozone	Maintenance	100	0.00	-30.08	-76.95	-90.87	-90.66	-92.64	-98.23	-102.86	-109.66	-125.38
Huron County, MI	Ozone	Maintenance	100	0.00	1.55	-7.22	-5.92	-5.54	-5.34	-5.41	-5.43	-5.18	-4.03
Imperial County, CA	Ozone	Moderate	50	0.00	8.31	-38.75	-31.75	-29.71	-28.64	-29.06	-29.13	-27.80	-21.64
Imperial Valley, CA	PM ₁₀	Serious	70	0.00	8.13	-37.91	-31.06	-29.06	-28.01	-28.43	-28.50	-27.20	-21.17
Indian Wells, CA	PM ₁₀	Maintenance	100	0.00	1.06	-4.97	-4.07	-3.81	-3.67	-3.72	-3.73	-3.56	-2.77
Indianapolis, IN	CO	Maintenance	100	0.00	162.75	-759.28	-622.08	-582.14	-561.11	-569.41	-570.80	-544.80	-423.98
Indianapolis, IN	Ozone	Maintenance	100	0.00	162.75	-759.28	-622.08	-582.14	-561.11	-569.41	-570.80	-544.80	-423.98
Indianapolis, IN	PM _{2.5}	Nonattainment	100	0.00	162.75	-759.28	-622.08	-582.14	-561.11	-569.41	-570.80	-544.80	-423.98
Jackson County, IN	Ozone	Maintenance	100	0.00	4.83	-22.55	-18.48	-17.29	-16.66	-16.91	-16.95	-16.18	-12.59
Jamestown, NY	Ozone	Former Subpart 1	50	0.00	6.83	-32.00	-26.24	-24.56	-23.67	-24.03	-24.09	-23.00	-17.92
Jefferson County, NY	Ozone	Moderate	50	0.00	4.44	-20.73	-16.98	-15.89	-15.32	-15.55	-15.58	-14.87	-11.58
Jefferson County, OH	PM ₁₀	Maintenance	100	0.00	0.31	-1.46	-1.19	-1.12	-1.08	-1.09	-1.10	-1.05	-0.81
Johnson City-Kingsport-Bristol, TN	Ozone	Former Subpart 1	50	0.00	9.20	-42.92	-35.17	-32.91	-31.72	-32.19	-32.27	-30.80	-23.97
Johnstown, PA	Ozone	Maintenance	100	0.00	6.13	-28.62	-23.45	-21.94	-21.15	-21.46	-21.51	-20.53	-15.98
Johnstown, PA	PM _{2.5}	Nonattainment	100	0.00	6.13	-28.62	-23.45	-21.94	-21.15	-21.46	-21.51	-20.53	-15.98
Juneau, AK	PM ₁₀	Moderate	100	0.00	0.26	-1.24	-1.01	-0.95	-0.91	-0.93	-0.93	-0.89	-0.69
Kalamazoo-Battle Creek, MI	Ozone	Maintenance	100	0.00	27.72	-129.32	-105.95	-99.15	-95.57	-96.98	-97.22	-92.79	-72.22
Kalispell, MT	PM ₁₀	Moderate	100	0.00	1.17	-5.47	-4.48	-4.19	-4.04	-4.10	-4.11	-3.92	-3.05
Kent and Queen Annes Counties, MD	Ozone	Maintenance	100	0.00	2.97	-14.19	-11.67	-10.92	-10.54	-10.70	-10.73	-10.26	-8.05
Kent, WA	PM ₁₀	Maintenance	100	0.00	0.96	-4.50	-3.68	-3.45	-3.32	-3.37	-3.38	-3.23	-2.51
Kern County (Eastern Kern), CA	Ozone	Former Subpart 1	50	0.00	2.66	-12.39	-10.15	-9.50	-9.16	-9.29	-9.31	-8.89	-6.92
Kewaunee County, WI	Ozone	Maintenance	100	0.00	1.29	-6.01	-4.93	-4.61	-4.44	-4.51	-4.52	-4.32	-3.36
King County, WA	PM ₁₀	Maintenance	100	0.00	0.39	-1.82	-1.49	-1.39	-1.34	-1.36	-1.37	-1.30	-1.01
Klamath Falls, OR	CO	Maintenance	100	0.00	3.32	-15.47	-12.67	-11.86	-11.43	-11.60	-11.63	-11.10	-8.64
Klamath Falls, OR	PM ₁₀	Maintenance	100	0.00	3.32	-15.47	-12.67	-11.86	-11.43	-11.60	-11.63	-11.10	-8.64
Knoxville, TN	Ozone	Former Subpart 1	50	0.00	109.21	-509.46	-417.41	-390.61	-376.50	-382.07	-383.00	-365.55	-284.48
Knoxville, TN	PM _{2.5}	Nonattainment	100	0.00	109.21	-509.46	-417.41	-390.61	-376.50	-382.07	-383.00	-365.55	-284.48
La Porte County, IN	SO _x	Maintenance	100	0.00	2.45	-11.43	-9.36	-8.76	-8.45	-8.57	-8.59	-8.20	-6.39
LaGrande, OR	PM ₁₀	Maintenance	100	0.00	0.49	-2.30	-1.88	-1.76	-1.70	-1.73	-1.73	-1.65	-1.28

Table D2-14 Emission Changes <u>a/</u> (for Cumulative Impacts) by Nonattainment Area with Alternative Standards for HD Vehicles Carbon Monoxide (CO) 2030													
Nonattainment Area	Pollutant	Status <u>c/</u>	General Conformity Threshold <u>d/</u>	Emissions Changes for Cumulative Impacts (tons/year)									
				Alt. 1	Alt. 2	Alt. 3	Alt. 4	Alt. 6A	Alt. 5	Alt. 6 <u>b/</u>	Alt. 7	Alt. 6B	Alt. 8
				No Action	Engine Only	Class 8 Tractors	Engines & Classes 7-8 Tractors	15% below Preferred Alternative Stringency	Engines, Classes 7-8 Tractors, & Classes 2b-3	Engines, Tractors, & Classes 2b-8	Engines, Tractors, & Truck, & Trailers	20% above Preferred Alternative Stringency	Accelerated Hybrid Adoption
Lake County, IN	SO _x	Maintenance	100	0.00	11.80	-55.49	-45.52	-42.61	-41.08	-41.70	-41.81	-39.93	-31.16
Lake County, OH	SO _x	Maintenance	100	0.00	1.56	-7.30	-5.98	-5.59	-5.39	-5.47	-5.49	-5.24	-4.07
Lake County, OR	PM ₁₀	Maintenance	100	0.00	0.21	-0.98	-0.80	-0.75	-0.72	-0.73	-0.73	-0.70	-0.55
Lake Tahoe North Shore, CA	CO	Maintenance	100	0.00	0.58	-2.71	-2.22	-2.08	-2.00	-2.03	-2.04	-1.94	-1.51
Lake Tahoe South Shore, CA	CO	Maintenance	100	0.00	1.45	-6.77	-5.55	-5.19	-5.00	-5.08	-5.09	-4.86	-3.78
Lake Tahoe, NV	CO	Maintenance	100	0.00	0.38	-1.77	-1.45	-1.36	-1.31	-1.33	-1.33	-1.27	-0.99
Lamar, CO	PM ₁₀	Maintenance	100	0.00	0.34	-1.56	-1.28	-1.20	-1.16	-1.17	-1.18	-1.12	-0.87
Lame Deer, MT	PM ₁₀	Moderate	100	0.00	0.08	-0.39	-0.32	-0.30	-0.29	-0.29	-0.29	-0.28	-0.22
Lancaster, PA	Ozone	Maintenance	100	0.00	35.17	-164.27	-134.61	-125.97	-121.42	-123.22	-123.53	-117.91	-91.80
Lancaster, PA	PM _{2.5}	Nonattainment	100	0.00	35.17	-164.27	-134.61	-125.97	-121.42	-123.22	-123.53	-117.91	-91.80
Lane County, OR	PM ₁₀	Moderate	100	0.00	0.05	-0.21	-0.17	-0.16	-0.16	-0.16	-0.16	-0.15	-0.12
Lansing-East Lansing, MI	Ozone	Maintenance	100	0.00	26.39	-123.12	-100.88	-94.40	-90.99	-92.34	-92.56	-88.34	-68.75
LaPorte, IN	Ozone	Maintenance	100	0.00	6.83	-31.94	-26.17	-24.49	-23.61	-23.96	-24.02	-22.93	-17.85
Las Vegas, NV	CO	Serious	100	0.00	15.66	-73.04	-59.84	-56.00	-53.98	-54.78	-54.91	-52.41	-40.79
Las Vegas, NV	Ozone	Former Subpart 1	50	0.00	15.66	-73.04	-59.84	-56.00	-53.98	-54.78	-54.91	-52.41	-40.79
Lauderdale County, AL	SO _x	Maintenance	100	0.00	3.33	-15.54	-12.73	-11.91	-11.48	-11.65	-11.68	-11.15	-8.67
Laurel Area (Yellowstone County), MT	SO _x	Nonattainment	100	0.00	0.07	-0.32	-0.26	-0.24	-0.23	-0.24	-0.24	-0.23	-0.18
Libby, MT	PM ₁₀	Moderate	100	0.00	0.42	-1.94	-1.59	-1.49	-1.44	-1.46	-1.46	-1.40	-1.09
Libby, MT	PM _{2.5}	Nonattainment	100	0.00	0.42	-1.94	-1.59	-1.49	-1.44	-1.46	-1.46	-1.40	-1.09
Liberty-Clairton, PA	PM _{2.5}	Nonattainment	100	0.00	0.29	-1.57	-1.31	-1.23	-1.19	-1.21	-1.22	-1.17	-0.95
Lima, OH	Ozone	Maintenance	100	0.00	-1.27	-34.13	-33.10	-32.01	-31.82	-33.07	-33.96	-34.53	-34.25
Longmont, CO	CO	Maintenance	100	0.00	2.76	-12.87	-10.54	-9.87	-9.51	-9.65	-9.67	-9.23	-7.19
Lorain County, OH	SO _x	Maintenance	100	0.00	1.87	-8.71	-7.14	-6.68	-6.44	-6.53	-6.55	-6.25	-4.87
Los Angeles South Coast Air Basin, CA	CO	Maintenance	100	0.00	1437.98	-7051.88	-5821.64	-5456.75	-5267.93	-5352.54	-5372.51	-5145.96	-4068.01
Los Angeles South Coast Air Basin, CA	NO _x	Maintenance	100	0.00	1437.98	-7051.88	-5821.64	-5456.75	-5267.93	-5352.54	-5372.51	-5145.96	-4068.01
Los Angeles South Coast Air Basin, CA	Ozone	Extreme	10	0.00	1437.98	-7051.88	-5821.64	-5456.75	-5267.93	-5352.54	-5372.51	-5145.96	-4068.01
Los Angeles South Coast Air Basin, CA	PM ₁₀	Serious	70	0.00	1437.98	-7051.88	-5821.64	-5456.75	-5267.93	-5352.54	-5372.51	-5145.96	-4068.01
Los Angeles South Coast Air Basin, CA	PM _{2.5}	Nonattainment	100	0.00	1437.98	-7051.88	-5821.64	-5456.75	-5267.93	-5352.54	-5372.51	-5145.96	-4068.01
Los Angeles-San Bernardino Counties (western Mohave), CA	Ozone	Moderate	50	0.00	14.49	-67.59	-55.38	-51.82	-49.95	-50.69	-50.81	-48.50	-37.74
Louisville, KY-IN	Ozone	Maintenance	100	0.00	114.95	-536.25	-439.35	-411.14	-396.29	-402.15	-403.13	-384.77	-299.44
Louisville, KY-IN	PM _{2.5}	Nonattainment	100	0.00	114.95	-536.25	-439.35	-411.14	-396.29	-402.15	-403.13	-384.77	-299.44
Lowell, MA	CO	Maintenance	100	0.00	3.38	-15.76	-12.92	-12.09	-11.65	-11.82	-11.85	-11.31	-8.80
Lucas County, OH	SO _x	Maintenance	100	0.00	11.42	-53.26	-43.63	-40.83	-39.36	-39.94	-40.04	-38.21	-29.74
Lyons Township, IL	PM ₁₀	Maintenance	100	0.00	2.94	-13.79	-11.31	-10.58	-10.20	-10.35	-10.38	-9.91	-7.73
Macon, GA	Ozone	Maintenance	100	0.00	10.76	-50.22	-41.14	-38.50	-37.11	-37.66	-37.75	-36.03	-28.04
Macon, GA	PM _{2.5}	Nonattainment	100	0.00	10.76	-50.22	-41.14	-38.50	-37.11	-37.66	-37.75	-36.03	-28.04
Madison and Page Counties (Shenandoah NP), VA	Ozone	Maintenance	100	0.00	0.10	-0.46	-0.38	-0.35	-0.34	-0.34	-0.34	-0.33	-0.26
Madison, WI	SO _x	Maintenance	100	0.00	11.49	-53.59	-43.91	-41.09	-39.61	-40.19	-40.29	-38.45	-29.93
Mammoth Lake, CA	PM ₁₀	Moderate	100	0.00	0.40	-1.84	-1.51	-1.41	-1.36	-1.38	-1.39	-1.32	-1.03
Manchester, NH	CO	Maintenance	100	0.00	2.52	-11.77	-9.64	-9.02	-8.70	-8.83	-8.85	-8.44	-6.57
Manitowoc County, WI	Ozone	Former Subpart 1	50	0.00	6.68	-31.16	-25.53	-23.89	-23.02	-23.37	-23.42	-22.36	-17.40
Marion County, IN	SO _x	Maintenance	100	0.00	11.33	-52.87	-43.32	-40.54	-39.07	-39.65	-39.75	-37.94	-29.52
Mariposa and Tuolumne Counties (Southern Mountain), CA	Ozone	Former Subpart 1	50	0.00	2.54	-11.85	-9.71	-9.09	-8.76	-8.89	-8.91	-8.50	-6.62

Table D2-14 Emission Changes <u>a/</u> (for Cumulative Impacts) by Nonattainment Area with Alternative Standards for HD Vehicles Carbon Monoxide (CO) 2030													
Nonattainment Area	Pollutant	Status <u>c/</u>	General Conformity Threshold <u>d/</u>	Emissions Changes for Cumulative Impacts (tons/year)									
				Alt. 1	Alt. 2	Alt. 3	Alt. 4	Alt. 6A	Alt. 5	Alt. 6 <u>b/</u>	Alt. 7	Alt. 6B	Alt. 8
				No Action	Engine Only	Class 8 Tractors	Engines & Classes 7-8 Tractors	15% below Preferred Alternative Stringency	Engines, Classes 7-8 Tractors, & Classes 2b-3	Engines, Tractors, & Classes 2b-8	Engines, Tractors, & Trucks, & Trailers	20% above Preferred Alternative Stringency	Accelerated Hybrid Adoption
Martinsburg, WV-Hagerstown, MD	PM _{2.5}	Nonattainment	100	0.00	12.68	-59.16	-48.47	-45.36	-43.72	-44.36	-44.47	-42.45	-33.03
Mason County, MI	Ozone	Maintenance	100	0.00	1.47	-6.85	-5.61	-5.25	-5.06	-5.14	-5.15	-4.92	-3.83
Medford, OR	CO	Maintenance	100	0.00	2.77	-12.91	-10.58	-9.90	-9.54	-9.68	-9.71	-9.26	-7.21
Medford-Ashland, OR	PM ₁₀	Maintenance	100	0.00	6.61	-30.86	-25.28	-23.66	-22.80	-23.14	-23.20	-22.14	-17.23
Memphis, TN-AR	Ozone	Maintenance	100	0.00	38.27	-197.40	-164.14	-154.09	-148.98	-151.55	-152.30	-146.36	-117.38
Memphis, TN	CO	Maintenance	100	0.00	34.73	-180.88	-150.61	-141.43	-136.77	-139.16	-139.88	-134.51	-108.15
Miami (Gila County), AZ	SO _x	Maintenance	100	0.00	0.88	-4.11	-3.37	-3.15	-3.04	-3.08	-3.09	-2.95	-2.29
Millinocket AQCR 109, ME	SO _x	Maintenance	100	0.00	0.22	-1.14	-0.94	-0.89	-0.86	-0.87	-0.88	-0.84	-0.67
Milwaukee, WI	SO _x	Maintenance	100	0.00	17.81	-83.09	-68.07	-63.70	-61.40	-62.31	-62.46	-59.62	-46.40
Milwaukee-Racine, WI	Ozone	Moderate	50	0.00	72.31	-337.32	-276.37	-258.63	-249.28	-252.97	-253.59	-242.04	-188.36
Minneapolis-St Paul, MN	CO	Maintenance	100	0.00	158.29	-1221.73	-1062.88	-1007.15	-982.43	-1006.36	-1018.58	-997.74	-865.53
Minneapolis-St Paul, MN	SO _x	Maintenance	100	0.00	240.09	-1120.81	-918.38	-859.43	-828.41	-840.68	-842.74	-804.39	-626.13
Missoula, MT	CO	Maintenance	100	0.00	4.77	-22.86	-18.81	-17.61	-16.99	-17.26	-17.31	-16.55	-12.99
Missoula, MT	PM ₁₀	Moderate	100	0.00	4.77	-22.86	-18.81	-17.61	-16.99	-17.26	-17.31	-16.55	-12.99
Modesto, CA	CO	Maintenance	100	0.00	10.07	-46.97	-38.48	-36.01	-34.71	-35.23	-35.31	-33.70	-26.23
Mohave County, AZ	PM ₁₀	Maintenance	100	0.00	4.56	-21.29	-17.45	-16.33	-15.74	-15.97	-16.01	-15.28	-11.89
Mono Basin, CA	PM ₁₀	Moderate	100	0.00	0.06	-0.27	-0.22	-0.21	-0.20	-0.20	-0.20	-0.19	-0.15
Morenci (Greenlee County), AZ	SO _x	Maintenance	100	0.00	0.10	-0.46	-0.38	-0.35	-0.34	-0.34	-0.34	-0.33	-0.26
Morristown, NJ	CO	Maintenance	100	0.00	0.53	-2.46	-2.02	-1.89	-1.82	-1.85	-1.85	-1.77	-1.38
Muhlenberg County, KY	SO _x	Maintenance	100	0.00	1.22	-5.71	-4.68	-4.38	-4.22	-4.28	-4.29	-4.10	-3.19
Muncie, IN	Ozone	Maintenance	100	0.00	5.59	-26.07	-21.36	-19.99	-19.26	-19.55	-19.60	-18.70	-14.56
Murray County (Chattahoochee NF), GA	Ozone	Maintenance	100	0.00	0.20	-0.94	-0.77	-0.72	-0.70	-0.71	-0.71	-0.68	-0.53
Muscatine County, IA	SO _x	Maintenance	100	0.00	0.89	-4.13	-3.38	-3.17	-3.05	-3.10	-3.10	-2.96	-2.31
Muskegon, MI	Ozone	Maintenance	100	0.00	7.19	-33.54	-27.48	-25.72	-24.79	-25.16	-25.22	-24.07	-18.74
Nashua, NH	CO	Maintenance	100	0.00	2.02	-9.41	-7.71	-7.21	-6.95	-7.06	-7.07	-6.75	-5.25
Nashville, TN	Ozone	Former Subpart 1	50	0.00	90.85	-424.06	-347.47	-325.17	-313.43	-318.07	-318.85	-304.34	-236.89
Nevada County (western part), CA	Ozone	Former Subpart 1	50	0.00	2.85	-13.29	-10.89	-10.19	-9.82	-9.97	-9.99	-9.54	-7.42
New Haven County, CT	PM ₁₀	Maintenance	100	0.00	3.04	-14.18	-11.61	-10.87	-10.48	-10.63	-10.66	-10.17	-7.92
New Haven-Meriden-Waterbury, CT	CO	Maintenance	100	0.00	16.11	-75.35	-61.76	-57.80	-55.72	-56.54	-56.68	-54.11	-42.15
New Manchester-Grant Magisterial District (Hancock County), WV	SO _x	Maintenance	100	0.00	0.17	-0.77	-0.63	-0.59	-0.57	-0.58	-0.58	-0.56	-0.43
New York County, NY	PM ₁₀	Moderate	100	0.00	6.31	-29.75	-24.41	-22.86	-22.04	-22.37	-22.43	-21.43	-16.73
New York-N. New Jersey-Long Island, NY-NJ-CT	CO	Maintenance	100	0.00	386.63	-1821.81	-1494.94	-1399.43	-1349.31	-1369.63	-1373.33	-1311.73	-1024.16
New York-N. New Jersey-Long Island, NY-NJ-CT	PM _{2.5}	Nonattainment	100	0.00	385.05	-1823.77	-1497.74	-1402.29	-1352.30	-1372.84	-1376.73	-1315.47	-1028.79
New York-northern New Jersey-Long Island, NY-NJ-CT	Ozone	Moderate	50	0.00	255.84	-1220.97	-1003.86	-940.12	-906.82	-920.77	-923.57	-882.95	-692.19
Nogales, AZ	PM ₁₀	Moderate	100	0.00	1.69	-7.88	-6.46	-6.04	-5.83	-5.91	-5.93	-5.66	-4.40
Norfolk-Virginia Beach-Newport News, VA	Ozone	Maintenance	100	0.00	-220.04	-413.52	-523.24	-526.93	-542.66	-578.67	-609.20	-657.60	-777.12
Ogden, UT	CO	Maintenance	100	0.00	2.79	-13.03	-10.68	-9.99	-9.63	-9.77	-9.80	-9.35	-7.28
Ogden, UT	PM ₁₀	Moderate	100	0.00	2.79	-13.03	-10.68	-9.99	-9.63	-9.77	-9.80	-9.35	-7.28
Oglesby, IL	PM ₁₀	Maintenance	100	0.00	0.11	-0.51	-0.42	-0.39	-0.38	-0.39	-0.39	-0.37	-0.29
Olmsted County, MN	PM ₁₀	Maintenance	100	0.00	0.85	-3.99	-3.27	-3.06	-2.95	-2.99	-3.00	-2.86	-2.23
Olympia, Tumwater, Lacey, WA	PM ₁₀	Maintenance	100	0.00	4.12	-19.23	-15.75	-14.74	-14.21	-14.42	-14.45	-13.79	-10.74
Owens Valley, CA	PM ₁₀	Serious	70	0.00	0.08	-0.64	-0.55	-0.52	-0.51	-0.52	-0.53	-0.52	-0.45
Pagosa Springs, CO	PM ₁₀	Maintenance	100	0.00	0.01	-0.03	-0.03	-0.03	-0.02	-0.03	-0.03	-0.02	-0.02

Table D2-14 Emission Changes <u>a/</u> (for Cumulative Impacts) by Nonattainment Area with Alternative Standards for HD Vehicles Carbon Monoxide (CO) 2030													
Nonattainment Area	Pollutant	Status <u>c/</u>	General Conformity Threshold <u>d/</u>	Emissions Changes for Cumulative Impacts (tons/year)									
				Alt. 1	Alt. 2	Alt. 3	Alt. 4	Alt. 6A	Alt. 5	Alt. 6 <u>b/</u>	Alt. 7	Alt. 6B	Alt. 8
				No Action	Engine Only	Class 8 Tractors	Engines & Classes 7-8 Tractors	15% below Preferred Alternative Stringency	Engines, Classes 7-8 Tractors, & Classes 2b-3	Engines, Tractors, & Classes 2b-8	Engines, Tractors, & Trucks, & Trailers	20% above Preferred Alternative Stringency	Accelerated Hybrid Adoption
Parkersburg-Marietta, WV-OH	Ozone	Maintenance	100	0.00	15.52	-72.40	-59.32	-55.51	-53.51	-54.30	-54.43	-51.95	-40.43
Parkersburg-Marietta, WV-OH	PM _{2.5}	Nonattainment	100	0.00	15.52	-72.40	-59.32	-55.51	-53.51	-54.30	-54.43	-51.95	-40.43
Payson, AZ	PM ₁₀	Maintenance	100	0.00	0.58	-2.69	-2.21	-2.06	-1.99	-2.02	-2.02	-1.93	-1.50
Penns Grove, NJ	CO	Maintenance	100	0.00	0.02	-0.08	-0.07	-0.06	-0.06	-0.06	-0.06	-0.06	-0.04
Peoria, IL	SO _x	Maintenance	100	0.00	4.74	-22.15	-18.15	-16.99	-16.38	-16.62	-16.66	-15.91	-12.39
Perth Amboy, NJ	CO	Maintenance	100	0.00	0.35	-10.94	-10.15	-9.74	-9.61	-9.93	-10.14	-10.17	-9.63
Philadelphia-Camden County, PA-NJ	CO	Maintenance	100	0.00	13.16	-61.57	-50.47	-47.24	-45.54	-46.21	-46.33	-44.23	-34.46
Phildelphia-Wilmington, PA-NY-DE	PM _{2.5}	Nonattainment	100	0.00	86.91	-674.89	-587.45	-556.71	-543.11	-556.38	-563.18	-551.78	-479.06
Phildelphia-Wilmington-Atlantic City, PA-NY-MD-DE	Ozone	Moderate	50	0.00	133.73	-893.62	-766.70	-724.45	-704.80	-720.46	-727.67	-708.79	-601.31
Phoenix, AZ	CO	Maintenance	100	0.00	301.35	-1406.07	-1152.03	-1078.07	-1039.14	-1054.51	-1057.08	-1008.95	-785.23
Phoenix, AZ	PM ₁₀	Serious	70	0.00	301.35	-1406.07	-1152.03	-1078.07	-1039.14	-1054.51	-1057.08	-1008.95	-785.23
Phoenix-Mesa, AZ	Ozone	Former Subpart 1	50	0.00	153.67	-717.14	-587.59	-549.87	-530.01	-537.86	-539.17	-514.63	-400.54
Pierce County, WA	PM ₁₀	Maintenance	100	0.00	0.39	-1.82	-1.49	-1.40	-1.35	-1.37	-1.37	-1.31	-1.02
Pinehurst, ID	PM ₁₀	Moderate	100	0.00	0.04	-0.21	-0.17	-0.16	-0.15	-0.15	-0.16	-0.15	-0.12
Pittsburgh, PA	CO	Maintenance	100	0.00	0.56	-2.80	-2.32	-2.18	-2.10	-2.14	-2.15	-2.06	-1.64
Pittsburgh-Beaver Valley, PA	Ozone	Former Subpart 1	50	0.00	123.55	-576.60	-472.44	-442.11	-426.14	-432.45	-433.51	-413.77	-322.04
Pittsburgh-Beaver Valley, PA	PM _{2.5}	Nonattainment	100	0.00	123.55	-576.60	-472.44	-442.11	-426.14	-432.45	-433.51	-413.77	-322.04
Polk County, TN	SO _x	Maintenance	100	0.00	0.88	-4.08	-3.35	-3.13	-3.02	-3.06	-3.07	-2.93	-2.28
Polson, MT	PM ₁₀	Moderate	100	0.00	0.13	-0.60	-0.49	-0.46	-0.44	-0.45	-0.45	-0.43	-0.34
Portland, ME	Ozone	Maintenance	100	0.00	26.90	-126.16	-103.44	-96.82	-93.34	-94.73	-94.98	-90.68	-70.69
Portland, OR	CO	Maintenance	100	0.00	33.99	-159.98	-131.25	-122.86	-118.46	-120.24	-120.56	-115.14	-89.87
Portneuf Valley, ID	PM ₁₀	Maintenance	100	0.00	1.58	-7.37	-6.04	-5.65	-5.44	-5.52	-5.54	-5.29	-4.11
Poughkeepsie, NY	Ozone	Moderate	50	0.00	25.60	-119.42	-97.84	-91.56	-88.25	-89.56	-89.77	-85.68	-66.68
Presque Isle, ME	PM ₁₀	Maintenance	100	0.00	0.39	-1.81	-1.48	-1.39	-1.34	-1.36	-1.36	-1.30	-1.01
Providence (entire State), RI	Ozone	Moderate	50	0.00	11.70	-55.36	-45.45	-42.56	-41.04	-41.66	-41.78	-39.92	-31.21
Provo, UT	CO	Maintenance	100	0.00	3.56	-16.59	-13.59	-12.72	-12.26	-12.44	-12.47	-11.90	-9.26
Raleigh-Durham, NC	CO	Maintenance	100	0.00	50.57	-236.06	-193.42	-181.01	-174.47	-177.06	-177.49	-169.41	-131.87
Raleigh-Durham-Chapel Hill, NC	Ozone	Maintenance	100	0.00	77.40	-361.24	-295.99	-276.99	-266.99	-270.94	-271.60	-259.24	-201.77
Ramsey County, MN	PM ₁₀	Maintenance	100	0.00	-0.05	-0.52	-0.52	-0.50	-0.50	-0.52	-0.54	-0.55	-0.56
Reading, PA	Ozone	Maintenance	100	0.00	29.06	-135.80	-111.30	-104.16	-100.40	-101.89	-102.14	-97.50	-75.93
Reading, PA	PM _{2.5}	Nonattainment	100	0.00	29.06	-135.80	-111.30	-104.16	-100.40	-101.89	-102.14	-97.50	-75.93
Reno, NV	CO	Maintenance	100	0.00	5.43	-25.34	-20.76	-19.43	-18.73	-19.00	-19.05	-18.18	-14.15
Rhineland (Oneida County), WI	SO _x	Maintenance	100	0.00	0.05	-0.24	-0.20	-0.19	-0.18	-0.18	-0.18	-0.18	-0.14
Richmond-Petersburg, VA	Ozone	Maintenance	100	0.00	24.39	-113.98	-93.41	-87.42	-84.26	-85.52	-85.73	-81.83	-63.72
Rillito, AZ	PM ₁₀	Moderate	100	0.00	1.33	-6.19	-5.07	-4.74	-4.57	-4.64	-4.65	-4.44	-3.45
Riverside County (Coachella Valley), CA	Ozone	Severe	25	0.00	13.88	-64.77	-53.06	-49.66	-47.86	-48.57	-48.69	-46.47	-36.16
Roanoke, VA	Ozone	Former Subpart 1	50	0.00	11.08	-51.71	-42.37	-39.65	-38.21	-38.78	-38.87	-37.10	-28.88
Rochester (Olmsted County), MN	SO _x	Maintenance	100	0.00	3.39	-15.83	-12.97	-12.14	-11.70	-11.87	-11.90	-11.36	-8.84
Rochester, NY	Ozone	Former Subpart 1	50	0.00	27.40	-127.83	-104.73	-98.01	-94.47	-95.86	-96.10	-91.72	-71.38
Rocky Mount, NC	Ozone	Maintenance	100	0.00	8.20	-38.25	-31.34	-29.32	-28.26	-28.68	-28.75	-27.44	-21.36
Rome, GA	PM _{2.5}	Nonattainment	100	0.00	3.55	-16.58	-13.59	-12.71	-12.25	-12.44	-12.47	-11.90	-9.26
Ronan, MT	PM ₁₀	Moderate	100	0.00	0.05	-0.23	-0.19	-0.18	-0.17	-0.17	-0.17	-0.17	-0.13
Rothschild, Rib Mountain, Weston (Marathon County), WI	SO _x	Maintenance	100	0.00	0.12	-0.57	-0.47	-0.44	-0.42	-0.43	-0.43	-0.41	-0.32

Table D2-14 Emission Changes <u>a/</u> (for Cumulative Impacts) by Nonattainment Area with Alternative Standards for HD Vehicles Carbon Monoxide (CO) 2030													
Nonattainment Area	Pollutant	Status <u>c/</u>	General Conformity Threshold <u>d/</u>	Emissions Changes for Cumulative Impacts (tons/year)									
				Alt. 1	Alt. 2	Alt. 3	Alt. 4	Alt. 6A	Alt. 5	Alt. 6 <u>b/</u>	Alt. 7	Alt. 6B	Alt. 8
				No Action	Engine Only	Class 8 Tractors	Engines & Classes 7-8 Tractors	15% below Preferred Alternative Stringency	Engines, Classes 7-8 Tractors, & Classes 2b-3	Engines, Tractors, & Classes 2b-8	Engines, Tractors, & Trucks, & Trailers	20% above Preferred Alternative Stringency	Accelerated Hybrid Adoption
Sacramento County, CA	PM ₁₀	Moderate	100	0.00	41.23	-193.35	-158.54	-148.39	-143.06	-145.19	-145.56	-138.99	-108.35
Sacramento Metro, CA	Ozone	Severe	25	0.00	72.91	-341.15	-279.64	-261.71	-252.28	-256.03	-256.67	-245.04	-190.88
Sacramento, CA	CO	Maintenance	100	0.00	44.12	-206.82	-169.58	-158.72	-153.01	-155.29	-155.69	-148.65	-115.87
Salem, OR	CO	Maintenance	100	0.00	4.16	-19.41	-15.90	-14.88	-14.34	-14.56	-14.59	-13.93	-10.84
Salt Lake City, UT	CO	Maintenance	100	0.00	3.74	-22.94	-19.50	-18.39	-17.85	-18.23	-18.38	-17.83	-14.89
Salt Lake County, UT	PM ₁₀	Moderate	100	0.00	44.23	-211.82	-174.25	-163.21	-157.44	-159.88	-160.38	-153.36	-120.37
Salt Lake County, UT	SO _x	Nonattainment	100	0.00	45.16	-210.67	-172.60	-161.52	-155.69	-157.99	-158.37	-151.16	-117.64
San Antonio, TX	Ozone	Former Subpart 1	50	0.00	60.49	-282.50	-231.49	-216.64	-208.82	-211.91	-212.44	-202.78	-157.86
San Bernardino County, CA	PM ₁₀	Moderate	100	0.00	9.64	-44.98	-36.85	-34.49	-33.24	-33.73	-33.82	-32.28	-25.12
San Diego, CA	CO	Maintenance	100	0.00	155.36	-724.78	-593.81	-555.69	-535.62	-543.54	-544.86	-520.04	-404.71
San Diego, CA	Ozone	Former Subpart 1	50	0.00	155.36	-724.78	-593.81	-555.69	-535.62	-543.54	-544.86	-520.04	-404.71
San Francisco Bay Area, CA	Ozone	Marginal	50	0.00	109.89	-589.89	-493.19	-463.52	-448.65	-456.78	-459.46	-442.61	-358.68
San Francisco-Oakland-San Jose, CA	CO	Maintenance	100	0.00	135.30	-707.43	-589.37	-553.50	-535.35	-544.75	-547.62	-526.71	-423.94
San Joaquin Valley, CA	Ozone	Extreme	10	0.00	432.15	-2019.43	-1654.97	-1548.80	-1492.93	-1515.09	-1518.84	-1449.84	-1128.92
San Joaquin Valley, CA	PM ₁₀	Maintenance	100	0.00	432.15	-2019.43	-1654.97	-1548.80	-1492.93	-1515.09	-1518.84	-1449.84	-1128.92
San Joaquin Valley, CA	PM _{2.5}	Nonattainment	100	0.00	432.15	-2019.43	-1654.97	-1548.80	-1492.93	-1515.09	-1518.84	-1449.84	-1128.92
San Manuel (Pinal County), AZ	SO _x	Maintenance	100	0.00	1.28	-5.98	-4.90	-4.59	-4.42	-4.49	-4.50	-4.29	-3.34
Sanders County (part);Thompson Falls and vicinity, MT	PM ₁₀	Moderate	100	0.00	0.03	-0.13	-0.10	-0.10	-0.09	-0.09	-0.09	-0.09	-0.07
Scranton-Wilkes Barre, PA	Ozone	Maintenance	100	0.00	31.17	-145.41	-119.13	-111.48	-107.46	-109.05	-109.31	-104.33	-81.19
Seattle-Tacoma, WA	CO	Maintenance	100	0.00	113.16	-527.92	-432.53	-404.76	-390.13	-395.91	-396.87	-378.79	-294.79
Sheboygan, WI	Ozone	Moderate	50	0.00	6.67	-31.10	-25.48	-23.85	-22.99	-23.33	-23.38	-22.32	-17.37
Sheridan, WY	PM ₁₀	Moderate	100	0.00	0.88	-4.10	-3.36	-3.15	-3.03	-3.08	-3.09	-2.95	-2.29
Shoshone County, ID	PM ₁₀	Moderate	100	0.00	0.00	0.00	0.00	0.00	0.00	0.00	0.00	0.00	0.00
Somerville, NJ	CO	Maintenance	100	0.00	0.29	-1.33	-1.09	-1.02	-0.98	-1.00	-1.00	-0.95	-0.74
South Bend-Elkhart, IN	Ozone	Maintenance	100	0.00	18.51	-86.39	-70.79	-66.25	-63.86	-64.80	-64.96	-62.00	-48.26
Southeast Chicago, IL	PM ₁₀	Maintenance	100	0.00	7.95	-37.52	-30.80	-28.83	-27.80	-28.22	-28.30	-27.03	-21.12
Spokane County, WA	PM ₁₀	Maintenance	100	0.00	11.22	-52.36	-42.90	-40.15	-38.70	-39.27	-39.36	-37.57	-29.24
Spokane, WA	CO	Maintenance	100	0.00	11.11	-51.81	-42.45	-39.72	-38.29	-38.85	-38.95	-37.17	-28.93
Springfield (western MA), MA	Ozone	Moderate	50	0.00	34.34	-160.78	-131.81	-123.36	-118.92	-120.69	-121.00	-115.52	-90.01
Springfield, MA	CO	Maintenance	100	0.00	4.94	-23.38	-19.20	-17.97	-17.33	-17.59	-17.64	-16.86	-13.18
St Louis, MO	CO	Maintenance	100	0.00	42.38	-197.75	-162.02	-151.62	-146.14	-148.31	-148.67	-141.90	-110.43
St Louis, MO-IL	Ozone	Moderate	50	0.00	127.52	-673.25	-561.63	-527.60	-510.44	-519.51	-522.36	-502.71	-405.66
St. Louis, MO-IL	PM _{2.5}	Nonattainment	100	0.00	126.59	-668.91	-558.08	-524.28	-507.23	-516.26	-519.10	-499.60	-403.24
State College, PA	Ozone	Maintenance	100	0.00	10.37	-48.39	-39.64	-37.10	-35.76	-36.29	-36.38	-34.72	-27.02
Steamboat Springs, CO	PM ₁₀	Maintenance	100	0.00	0.72	-3.38	-2.77	-2.59	-2.50	-2.53	-2.54	-2.42	-1.89
Steubenville & Mingo Junction, OH	SO _x	Maintenance	100	0.00	1.75	-8.15	-6.68	-6.25	-6.02	-6.11	-6.13	-5.85	-4.55
Steubenville-Weirton, OH-WV	Ozone	Maintenance	100	0.00	6.11	-32.65	-27.28	-25.63	-24.81	-25.25	-25.40	-24.46	-19.80
Steubenville-Weirton, OH-WV	PM _{2.5}	Nonattainment	100	0.00	6.11	-32.65	-27.28	-25.63	-24.81	-25.25	-25.40	-24.46	-19.80
Stockton, CA	CO	Maintenance	100	0.00	13.69	-63.87	-52.33	-48.97	-47.20	-47.90	-48.01	-45.83	-35.66
Sutter County (Sutter Buttes), CA	Ozone	Former Subpart 1	50	0.00	0.00	0.00	0.00	0.00	0.00	0.00	0.00	0.00	0.00
Syracuse, NY	CO	Maintenance	100	0.00	11.35	-52.95	-43.39	-40.60	-39.13	-39.71	-39.81	-38.00	-29.57
Telluride, CO	PM ₁₀	Maintenance	100	0.00	0.07	-0.32	-0.26	-0.24	-0.24	-0.24	-0.24	-0.23	-0.18
Terre Haute, IN	Ozone	Maintenance	100	0.00	5.24	-24.46	-20.04	-18.75	-18.08	-18.34	-18.39	-17.55	-13.66

Nonattainment Area	Pollutant	Status ^{c/}	General Conformity Threshold ^{d/}	Emissions Changes for Cumulative Impacts (tons/year)									
				Alt. 1	Alt. 2	Alt. 3	Alt. 4	Alt. 6A	Alt. 5	Alt. 6 ^{b/}	Alt. 7	Alt. 6B	Alt. 8
				No Action	Engine Only	Class 8 Tractors	Engines & Classes 7-8 Tractors	15% below Preferred Alternative Stringency	Engines, Classes 7-8 Tractors, & Classes 2b-3	Engines, Tractors, & Classes 2b-8	Engines, Tractors, & Trailers	20% above Preferred Alternative Stringency	Accelerated Hybrid Adoption
Tioga County, PA	Ozone	Maintenance	100	0.00	2.44	-11.40	-9.34	-8.74	-8.42	-8.55	-8.57	-8.18	-6.36
Toledo, OH	Ozone	Maintenance	100	0.00	5.03	-139.90	-129.53	-124.23	-122.55	-126.63	-129.29	-129.56	-122.28
Toms River, NJ	CO	Maintenance	100	0.00	1.13	-5.25	-4.30	-4.02	-3.88	-3.94	-3.95	-3.77	-2.93
Tooele County, UT	SO _x	Nonattainment	100	0.00	3.83	-17.84	-14.62	-13.68	-13.19	-13.38	-13.42	-12.80	-9.96
Trenton, NJ	CO	Maintenance	100	0.00	3.13	-14.59	-11.95	-11.18	-10.78	-10.94	-10.97	-10.47	-8.15
Trona, CA	PM ₁₀	Moderate	100	0.00	0.07	-0.34	-0.28	-0.26	-0.25	-0.25	-0.25	-0.24	-0.19
Tucson, AZ	CO	Maintenance	100	0.00	26.41	-123.19	-100.93	-94.45	-91.04	-92.39	-92.61	-88.39	-68.79
Utah County, UT	PM ₁₀	Moderate	100	0.00	10.47	-48.85	-40.02	-37.45	-36.10	-36.63	-36.72	-35.05	-27.28
Vancouver, WA	CO	Maintenance	100	0.00	12.03	-56.14	-45.99	-43.04	-41.49	-42.10	-42.20	-40.28	-31.35
Ventura County, CA	Ozone	Serious	50	0.00	15.79	-75.59	-62.18	-58.24	-56.18	-57.05	-57.22	-54.72	-42.94
Vermillion County, IN	PM ₁₀	Maintenance	100	0.00	0.42	-1.97	-1.62	-1.51	-1.46	-1.48	-1.48	-1.42	-1.10
Vigo County, IN	SO _x	Maintenance	100	0.00	5.24	-24.46	-20.04	-18.75	-18.08	-18.34	-18.39	-17.55	-13.66
Wallula, WA	PM ₁₀	Maintenance	100	0.00	0.00	0.00	0.00	0.00	0.00	0.00	0.00	0.00	0.00
Waltham, MA	CO	Maintenance	100	0.00	1.65	-7.68	-6.29	-5.89	-5.67	-5.76	-5.77	-5.51	-4.29
Warren County, NJ	SO _x	Maintenance	100	0.00	1.62	-7.55	-6.18	-5.79	-5.58	-5.66	-5.67	-5.42	-4.22
Warren County, PA	SO _x	Nonattainment	100	0.00	0.53	-2.60	-2.15	-2.02	-1.95	-1.98	-1.99	-1.90	-1.51
Washington County (Hagerstown), MD	Ozone	Former Subpart 1	50	0.00	5.70	-26.58	-21.78	-20.38	-19.65	-19.94	-19.98	-19.07	-14.84
Washington, DC-MD-VA	CO	Maintenance	100	0.00	226.34	-1055.94	-865.13	-809.59	-780.34	-791.89	-793.82	-757.66	-589.63
Washington, DC-MD-VA	Ozone	Moderate	50	0.00	226.34	-1055.94	-865.13	-809.59	-780.34	-791.89	-793.82	-757.66	-589.63
Washington, DC-MD-VA	PM _{2.5}	Nonattainment	100	0.00	226.34	-1055.94	-865.13	-809.59	-780.34	-791.89	-793.82	-757.66	-589.63
Washoe County, NV	PM ₁₀	Serious	70	0.00	5.43	-25.34	-20.76	-19.43	-18.73	-19.00	-19.05	-18.18	-14.15
Waterford Township (Washington County), OH	SO _x	Maintenance	100	0.00	0.26	-1.22	-1.00	-0.94	-0.90	-0.91	-0.92	-0.88	-0.68
Wayne County, IN	SO _x	Maintenance	100	0.00	3.50	-16.33	-13.38	-12.52	-12.07	-12.25	-12.28	-11.72	-9.12
Wayne County, MI	PM ₁₀	Maintenance	100	0.00	2.49	-22.53	-19.85	-18.86	-18.44	-18.93	-19.19	-18.89	-16.71
Weirton, WV	PM ₁₀	Maintenance	100	0.00	0.59	-2.74	-2.25	-2.10	-2.03	-2.06	-2.06	-1.97	-1.53
Weirton, WV	SO _x	Maintenance	100	0.00	0.59	-2.74	-2.25	-2.10	-2.03	-2.06	-2.06	-1.97	-1.53
Wheeling, WV-OH	Ozone	Maintenance	100	0.00	16.61	-77.47	-63.47	-59.40	-57.25	-58.10	-58.24	-55.59	-43.26
Wheeling, WV-OH	PM _{2.5}	Nonattainment	100	0.00	16.61	-77.47	-63.47	-59.40	-57.25	-58.10	-58.24	-55.59	-43.26
Winston-Salem, NC	CO	Maintenance	100	0.00	15.52	-72.62	-59.53	-55.72	-53.71	-54.51	-54.65	-52.17	-40.64
Worcester, MA	CO	Maintenance	100	0.00	7.74	-36.12	-29.59	-27.69	-26.69	-27.09	-27.15	-25.92	-20.17
Yakima County, WA	PM ₁₀	Maintenance	100	0.00	3.49	-16.26	-13.32	-12.47	-12.02	-12.19	-12.22	-11.67	-9.08
Yakima, WA	CO	Maintenance	100	0.00	1.48	-6.91	-5.66	-5.30	-5.11	-5.18	-5.20	-4.96	-3.86
York, PA	Ozone	Maintenance	100	0.00	28.27	-132.07	-108.23	-101.28	-97.63	-99.08	-99.32	-94.81	-73.81
York, PA	PM _{2.5}	Nonattainment	100	0.00	28.27	-132.07	-108.23	-101.28	-97.63	-99.08	-99.32	-94.81	-73.81
Youngstown-Warren-Sharon, OH-PA	Ozone	Maintenance	100	0.00	32.05	-149.51	-122.49	-114.63	-110.49	-112.12	-112.39	-107.27	-83.48
Yuma, AZ	PM ₁₀	Moderate	100	0.00	7.35	-34.28	-28.09	-26.29	-25.34	-25.71	-25.77	-24.60	-19.14

^{a/} Negative emissions changes indicate reductions; positive emissions changes are increases. Values of less than 0.005 tons/year are rounded to zero.

^{b/} Preferred Alternative

^{c/} Pollutants for which the area is designated nonattainment or maintenance as of 2010. Source: 40 CFR 81.

^{d/} Emissions thresholds in tons/year of: CO in CO maintenance and nonattainment areas; VOC or NO_x in ozone maintenance and nonattainment areas; primary PM_{2.5} in PM_{2.5} maintenance and nonattainment areas; primary PM₁₀ in PM₁₀ maintenance and nonattainment areas; and SO₂ in SO₂ maintenance and nonattainment areas. Source: 40 CFR § 93.153. These thresholds are provided for information only; a general conformity determination is not required for the proposed actions. (See section 3.3.1.)

Source: EPA (U.S. Environmental Protection Agency). 2010. The Green Book Nonattainment Areas. Washington, District of Columbia. Last Revised: June 16, 2010. U.S. Environmental Protection Agency. Available: <http://www.epa.gov/oaqps001/greenbk/>. Accessed: August 6, 2010.

Table D2-15 Emission Changes <u>a/</u> (for Cumulative Impacts) by Nonattainment Area with Alternative Standards for HD Vehicles Carbon Monoxide (CO) 2050													
Nonattainment Area	Pollutant	Status <u>c/</u>	General Conformity Threshold <u>d/</u>	Emissions Changes for Cumulative Impacts (tons/year)									
				Alt. 1	Alt. 2	Alt. 3	Alt. 4	Alt. 6A	Alt. 5	Alt. 6 <u>b/</u>	Alt. 7	Alt. 6B	Alt. 8
				No Action	Engine Only	Class 8 Tractors	Engines & Classes 7-8 Tractors	15% below Preferred Alternative Stringency	Engines, Classes 7-8 Tractors, & Classes 2b-3	Engines, Tractors, & Classes 2b-8	Engines, Tractors, & Truck, & Trailers	20% above Preferred Alternative Stringency	Accelerated Hybrid Adoption
Addison Township (Gallia County), OH	SO _x	Maintenance	100	0.00	0.09	-0.62	-0.55	-0.55	-0.55	-0.56	-0.56	-0.56	-0.56
Ajo (Pima County), AZ	PM ₁₀	Moderate	100	0.00	0.20	-1.34	-1.19	-1.19	-1.19	-1.21	-1.21	-1.21	-1.21
Ajo (Pima County), AZ	SO _x	Maintenance	100	0.00	0.14	-1.41	-1.29	-1.29	-1.29	-1.32	-1.33	-1.34	-1.39
Albany-Schenectady-Troy, NY	Ozone	Former Subpart 1	50	0.00	23.81	-163.23	-144.30	-144.26	-144.30	-146.52	-146.88	-146.52	-146.86
Albuquerque, NM	CO	Maintenance	100	0.00	18.79	-128.67	-113.74	-113.70	-113.73	-115.48	-115.76	-115.48	-115.73
Allegan County, MI	Ozone	Former Subpart 1	50	0.00	8.90	-60.97	-53.90	-53.88	-53.90	-54.72	-54.86	-54.72	-54.84
Allentown-Bethlehem-Easton, PA	Ozone	Maintenance	100	0.00	21.22	-145.63	-128.76	-128.72	-128.76	-130.74	-131.07	-130.75	-131.07
Altoona, PA	Ozone	Maintenance	100	0.00	3.23	-22.13	-19.56	-19.56	-19.56	-19.86	-19.91	-19.86	-19.90
Amador and Calveras Counties (Central Mountain), CA	Ozone	Former Subpart 1	50	0.00	4.15	-28.40	-25.10	-25.09	-25.10	-25.49	-25.55	-25.49	-25.54
Anchorage, AK	CO	Maintenance	100	0.00	2.49	-17.03	-15.05	-15.04	-15.05	-15.28	-15.32	-15.28	-15.31
Anthony, NM	PM ₁₀	Moderate	100	0.00	0.21	-1.72	-1.54	-1.54	-1.55	-1.57	-1.58	-1.59	-1.61
Armstrong County, PA	SO _x	Nonattainment	100	0.00	0.15	-1.03	-0.91	-0.91	-0.91	-0.93	-0.93	-0.93	-0.93
Aspen, CO	PM ₁₀	Maintenance	100	0.00	0.26	-1.76	-1.56	-1.55	-1.56	-1.58	-1.58	-1.58	-1.58
Atlanta, GA	Ozone	Moderate	50	0.00	516.59	-3538.05	-3127.52	-3126.57	-3127.43	-3175.48	-3183.21	-3175.41	-3182.47
Atlanta, GA	PM _{2.5}	Nonattainment	100	0.00	516.59	-3538.05	-3127.52	-3126.57	-3127.43	-3175.48	-3183.21	-3175.41	-3182.47
Atlantic City, NJ	CO	Maintenance	100	0.00	0.50	-3.43	-3.03	-3.03	-3.03	-3.08	-3.09	-3.08	-3.09
Bakersfield, CA	CO	Maintenance	100	0.00	12.36	-91.28	-81.27	-81.29	-81.38	-82.76	-83.04	-83.04	-83.84
Baltimore, MD	CO	Maintenance	100	0.00	100.96	-692.71	-612.45	-612.27	-612.45	-621.89	-623.42	-621.93	-623.43
Baltimore, MD	Ozone	Moderate	50	0.00	100.93	-692.74	-612.49	-612.32	-612.50	-621.94	-623.47	-621.99	-623.52
Baltimore, MD	PM _{2.5}	Nonattainment	100	0.00	100.93	-692.74	-612.49	-612.32	-612.50	-621.94	-623.47	-621.99	-623.52
Baton Rouge, LA	Ozone	Moderate	50	0.00	-61.24	-288.55	-317.50	-322.05	-328.79	-347.87	-357.75	-378.53	-445.37
Beaumont-Port Arthur, TX	Ozone	Moderate	50	0.00	-22.38	-145.34	-154.82	-156.73	-159.58	-167.94	-172.17	-180.88	-209.12
Benton County, TN	SO _x	Maintenance	100	0.00	0.12	-0.82	-0.72	-0.72	-0.72	-0.73	-0.74	-0.73	-0.73
Benton Harbor, MI	Ozone	Maintenance	100	0.00	9.04	-62.02	-54.84	-54.82	-54.84	-55.68	-55.82	-55.68	-55.82
Benzie County, MI	Ozone	Maintenance	100	0.00	1.49	-10.22	-9.03	-9.03	-9.03	-9.17	-9.19	-9.17	-9.19
Berkeley and Jefferson Counties, WV	Ozone	Maintenance	100	0.00	8.62	-58.99	-52.15	-52.13	-52.15	-52.95	-53.08	-52.95	-53.06
Billings, MT	CO	Maintenance	100	0.00	-12.47	-36.26	-42.78	-43.56	-44.72	-47.82	-49.49	-53.08	-64.54
Birmingham, AL	Ozone	Maintenance	100	0.00	59.44	-412.79	-365.39	-365.32	-365.47	-371.20	-372.18	-371.44	-372.79
Birmingham, AL	PM _{2.5}	Nonattainment	100	0.00	59.44	-412.79	-365.39	-365.32	-365.47	-371.20	-372.18	-371.44	-372.79
Boise-Northern Ada County, ID	CO	Maintenance	100	0.00	22.50	-154.77	-136.87	-136.83	-136.88	-138.99	-139.34	-139.02	-139.39
Boise-Northern Ada County, ID	PM ₁₀	Maintenance	100	0.00	22.50	-154.77	-136.87	-136.83	-136.88	-138.99	-139.34	-139.02	-139.39
Bonner County (Sandpoint), ID	PM ₁₀	Moderate	100	0.00	0.64	-4.38	-3.87	-3.87	-3.87	-3.93	-3.94	-3.93	-3.94
Boston, MA	CO	Maintenance	100	0.00	21.52	-147.36	-130.26	-130.22	-130.26	-132.26	-132.58	-132.25	-132.54
Boston-Lawrence-Worcester (eastern MA), MA	Ozone	Moderate	50	0.00	143.26	-983.30	-869.39	-869.14	-869.40	-882.80	-884.98	-882.87	-885.03
Boston-Manchester-Portsmouth (southeast NH), NH	Ozone	Moderate	50	0.00	23.01	-157.56	-139.27	-139.23	-139.27	-141.41	-141.75	-141.40	-141.71
Boyd County (part), KY	SO _x	Maintenance	100	0.00	0.38	-2.64	-2.33	-2.33	-2.33	-2.37	-2.37	-2.37	-2.37
Buffalo-Niagara Falls, NY	Ozone	Former Subpart 1	50	0.00	22.05	-151.00	-133.48	-133.44	-133.47	-135.53	-135.85	-135.52	-135.82
Burlington, NJ	CO	Maintenance	100	0.00	0.19	-1.31	-1.16	-1.16	-1.16	-1.18	-1.18	-1.18	-1.18
Butte, MT	PM ₁₀	Moderate	100	0.00	0.87	-5.92	-5.24	-5.23	-5.24	-5.32	-5.33	-5.32	-5.33
Canon City, CO	PM ₁₀	Maintenance	100	0.00	0.71	-4.84	-4.28	-4.28	-4.28	-4.35	-4.36	-4.35	-4.36
Canton-Massillon, OH	Ozone	Maintenance	100	0.00	18.70	-158.75	-143.04	-143.19	-143.52	-146.33	-147.08	-147.66	-150.85
Canton-Massillon, OH	PM _{2.5}	Nonattainment	100	0.00	18.70	-158.75	-143.04	-143.19	-143.52	-146.33	-147.08	-147.66	-150.85
Case County, MI	Ozone	Maintenance	100	0.00	2.35	-16.24	-14.36	-14.36	-14.36	-14.59	-14.62	-14.59	-14.63

Table D2-15 Emission Changes <u>a/</u> (for Cumulative Impacts) by Nonattainment Area with Alternative Standards for HD Vehicles Carbon Monoxide (CO) 2050														
Nonattainment Area	Pollutant	Status <u>c/</u>	General Conformity Threshold <u>d/</u>	Emissions Changes for Cumulative Impacts (tons/year)										
				Alt. 1	Alt. 2	Alt. 3	Alt. 4	Alt. 6A	Alt. 5	Alt. 6 <u>b/</u>	Alt. 7	Alt. 6B	Alt. 8	
				No Action	Engine Only	Class 8 Tractors	Engines & Classes 7-8 Tractors	15% below Preferred Alternative Stringency	Engines, Classes 7-8 Tractors, & Classes 2b-3	Engines, Tractors, & Classes 2b-8	Engines, Tractors, & Truck, & Trailers	20% above Preferred Alternative Stringency	Accelerated Hybrid Adoption	
Center Township (Morgan County), OH	SO _x	Maintenance	100	0.00	0.04	-0.27	-0.24	-0.24	-0.24	-0.24	-0.25	-0.25	-0.25	-0.25
Central Steptoe Valley (White Pine County), NV	SO _x	Maintenance	100	0.00	0.07	-0.51	-0.45	-0.45	-0.45	-0.45	-0.45	-0.46	-0.45	-0.46
Charleston, WV	Ozone	Maintenance	100	0.00	24.40	-167.08	-147.69	-147.65	-147.65	-147.69	-149.96	-150.32	-149.95	-150.28
Charleston, WV	PM _{2.5}	Nonattainment	100	0.00	24.40	-167.08	-147.69	-147.65	-147.65	-147.69	-149.96	-150.32	-149.95	-150.28
Charlotte, NC	CO	Maintenance	100	0.00	28.36	-194.22	-171.68	-171.63	-171.63	-171.67	-174.31	-174.73	-174.30	-174.69
Charlotte-Gastonia-Rock Hill, NC-SC	Ozone	Moderate	50	0.00	64.59	-442.25	-390.93	-390.81	-390.81	-390.91	-396.92	-397.88	-396.90	-397.78
Chattanooga, TN-GA-AL	PM _{2.5}	Nonattainment	100	0.00	21.89	-149.90	-132.50	-132.46	-132.46	-132.50	-134.53	-134.86	-134.53	-134.83
Chattanooga, TN-GA	Ozone	Former Subpart 1	50	0.00	20.74	-142.03	-125.55	-125.51	-125.55	-125.55	-127.48	-127.79	-127.47	-127.76
Chicago-Gary-Lake County, IL-IN	Ozone	Moderate	50	0.00	595.54	-4996.03	-4497.21	-4501.87	-4501.87	-4511.72	-4599.22	-4622.13	-4638.86	-4734.67
Chicago-Gary-Lake County, IL-IN	PM _{2.5}	Nonattainment	100	0.00	595.54	-4996.03	-4497.21	-4501.87	-4501.87	-4511.72	-4599.22	-4622.13	-4638.86	-4734.67
Chico, CA	CO	Maintenance	100	0.00	8.81	-60.35	-53.35	-53.33	-53.33	-53.35	-54.17	-54.30	-54.17	-54.28
Chico, CA	Ozone	Former Subpart 1	50	0.00	8.81	-60.35	-53.35	-53.33	-53.33	-53.35	-54.17	-54.30	-54.17	-54.28
Cincinnati-Hamilton, OH-KY-IN	Ozone	Former Subpart 1	50	0.00	168.06	-1150.81	-1017.26	-1016.95	-1017.22	-1017.22	-1032.85	-1035.36	-1032.82	-1035.09
Cincinnati-Hamilton, OH-KY-IN	PM _{2.5}	Nonattainment	100	0.00	168.06	-1150.81	-1017.26	-1016.95	-1017.22	-1017.22	-1032.85	-1035.36	-1032.82	-1035.09
Clairton & 4 Boroughs, PA	PM ₁₀	Maintenance	100	0.00	0.22	-1.91	-1.73	-1.73	-1.73	-1.73	-1.77	-1.78	-1.79	-1.83
Clark County, NV	PM ₁₀	Serious	70	0.00	7.38	-50.50	-44.64	-44.63	-44.64	-44.64	-45.32	-45.44	-45.32	-45.42
Clarksville-Hopkinsville, TN-KY	Ozone	Maintenance	100	0.00	13.84	-94.79	-83.79	-83.76	-83.79	-83.79	-85.07	-85.28	-85.07	-85.26
Clearfield and Indiana Counties, PA	Ozone	Maintenance	100	0.00	11.55	-79.07	-69.89	-69.87	-69.89	-69.89	-70.97	-71.14	-70.96	-71.12
Cleveland, OH	CO	Maintenance	100	0.00	32.46	-222.29	-196.49	-196.43	-196.49	-196.49	-199.51	-199.99	-199.50	-199.94
Cleveland-Akron-Lorain, OH	Ozone	Maintenance	100	0.00	218.66	-1497.31	-1323.55	-1323.15	-1323.15	-1323.50	-1343.84	-1347.10	-1343.79	-1346.75
Cleveland-Akron-Lorain, OH	PM _{2.5}	Nonattainment	100	0.00	218.66	-1497.31	-1323.55	-1323.15	-1323.15	-1323.50	-1343.84	-1347.10	-1343.79	-1346.75
Coachella Valley, CA	PM ₁₀	Serious	70	0.00	13.89	-95.11	-84.07	-84.05	-84.07	-84.07	-85.36	-85.57	-85.36	-85.55
Colbert County, AL	SO _x	Maintenance	100	0.00	1.95	-13.32	-11.78	-11.77	-11.77	-11.77	-11.96	-11.98	-11.96	-11.98
Colorado Springs, CO	CO	Maintenance	100	0.00	14.82	-103.81	-91.97	-91.96	-91.96	-92.01	-93.47	-93.73	-93.57	-93.99
Columbia Falls, MT	PM ₁₀	Moderate	100	0.00	0.24	-1.61	-1.42	-1.42	-1.42	-1.42	-1.45	-1.45	-1.44	-1.45
Columbia, SC	Ozone	Former Subpart 1	50	0.00	29.76	-203.80	-180.14	-180.09	-180.14	-180.14	-182.91	-183.35	-182.90	-183.30
Columbus, OH	Ozone	Maintenance	100	0.00	161.95	-1108.97	-980.27	-979.97	-979.97	-980.24	-995.30	-997.72	-995.26	-997.46
Columbus, OH	PM _{2.5}	Nonattainment	100	0.00	161.95	-1108.97	-980.27	-979.97	-979.97	-980.24	-995.30	-997.72	-995.26	-997.46
Conewango Township (Warren County), PA	SO _x	Maintenance	100	0.00	0.07	-0.74	-0.68	-0.68	-0.68	-0.68	-0.70	-0.70	-0.71	-0.74
Coso Junction, CA	PM ₁₀	Moderate	100	0.00	0.01	-0.05	-0.05	-0.05	-0.05	-0.05	-0.05	-0.05	-0.05	-0.05
Cuyahoga County, OH	PM ₁₀	Maintenance	100	0.00	59.87	-409.99	-362.41	-362.30	-362.40	-362.40	-367.96	-368.86	-367.95	-368.76
Cuyahoga County, OH	SO _x	Maintenance	100	0.00	59.87	-409.99	-362.41	-362.30	-362.40	-362.40	-367.96	-368.86	-367.95	-368.76
Dallas-Fort Worth, TX	Ozone	Moderate	50	0.00	159.09	-1090.88	-964.41	-964.13	-964.41	-964.41	-979.25	-981.65	-979.29	-981.59
Dayton-Springfield, OH	Ozone	Maintenance	100	0.00	65.85	-450.92	-398.59	-398.47	-398.57	-398.57	-404.70	-405.68	-404.68	-405.57
Dayton-Springfield, OH	PM _{2.5}	Nonattainment	100	0.00	65.85	-450.92	-398.59	-398.47	-398.57	-398.57	-404.70	-405.68	-404.68	-405.57
Denver Metro, CO	PM ₁₀	Maintenance	100	0.00	63.70	-500.20	-447.80	-448.08	-448.80	-448.80	-456.97	-458.90	-459.73	-466.71
Denver-Boulder, CO	CO	Maintenance	100	0.00	60.16	-476.01	-426.41	-426.70	-427.42	-427.42	-435.26	-437.13	-438.02	-444.95
Denver-Boulder-Greeley-Fort Collins-Loveland, CO	Ozone	Former Subpart 1	50	0.00	82.59	-629.58	-562.16	-562.41	-563.17	-563.17	-573.09	-575.30	-575.85	-583.08
Detroit, MI	CO	Maintenance	100	0.00	73.87	-528.81	-469.47	-469.48	-469.82	-469.82	-477.49	-478.95	-478.48	-481.67
Detroit-Ann Arbor, MI	Ozone	Maintenance	100	0.00	519.47	-3581.59	-3168.10	-3167.30	-3168.39	-3168.39	-3217.55	-3225.69	-3218.51	-3227.89
Detroit-Ann Arbor, MI	PM _{2.5}	Nonattainment	100	0.00	519.47	-3581.59	-3168.10	-3167.30	-3168.39	-3168.39	-3217.55	-3225.69	-3218.51	-3227.89
Door County, WI	Ozone	Former Subpart 1	50	0.00	1.93	-13.23	-11.69	-11.69	-11.69	-11.69	-11.87	-11.90	-11.87	-11.90
Douglas (Cochise County), AZ	PM ₁₀	Moderate	100	0.00	2.36	-16.14	-14.26	-14.26	-14.26	-14.26	-14.48	-14.52	-14.48	-14.51

Table D2-15 Emission Changes <u>a/</u> (for Cumulative Impacts) by Nonattainment Area with Alternative Standards for HD Vehicles Carbon Monoxide (CO) 2050													
Nonattainment Area	Pollutant	Status <u>c/</u>	General Conformity Threshold <u>d/</u>	Emissions Changes for Cumulative Impacts (tons/year)									
				Alt. 1	Alt. 2	Alt. 3	Alt. 4	Alt. 6A	Alt. 5	Alt. 6 <u>b/</u>	Alt. 7	Alt. 6B	Alt. 8
				No Action	Engine Only	Class 8 Tractors	Engines & Classes 7-8 Tractors	15% below Preferred Alternative Stringency	Engines, Classes 7-8 Tractors, & Classes 2b-3	Engines, Tractors, & Classes 2b-8	Engines, Tractors, & Trucks, & Trailers	20% above Preferred Alternative Stringency	Accelerated Hybrid Adoption
Douglas (Cochise County), AZ	SO _x	Maintenance	100	0.00	2.36	-16.14	-14.26	-14.26	-14.26	-14.26	-14.48	-14.52	-14.51
Duluth, MN	CO	Maintenance	100	0.00	2.75	-18.81	-16.63	-16.62	-16.63	-16.88	-16.92	-16.88	-16.92
Eagle River, AK	PM ₁₀	Moderate	100	0.00	0.16	-1.08	-0.95	-0.95	-0.95	-0.97	-0.97	-0.97	-0.97
East Chicago, IN	CO	Maintenance	100	0.00	7.91	-54.95	-48.64	-48.63	-48.65	-49.42	-49.55	-49.45	-49.63
East Chicago, IN	PM ₁₀	Maintenance	100	0.00	-50.83	-119.50	-146.88	-149.90	-154.34	-165.97	-172.35	-186.23	-230.24
East Helena Area (Lewis and Clark County), MT	SO _x	Nonattainment	100	0.00	0.04	-0.30	-0.26	-0.26	-0.26	-0.27	-0.27	-0.27	-0.27
El Paso County, TX	PM ₁₀	Moderate	100	0.00	3.76	-62.36	-58.35	-58.58	-58.94	-60.57	-61.18	-62.15	-65.70
El Paso, TX	CO	Maintenance	100	0.00	0.47	-3.51	-3.12	-3.13	-3.13	-3.18	-3.19	-3.19	-3.22
Erie, PA	Ozone	Maintenance	100	0.00	9.95	-68.40	-60.48	-60.47	-60.49	-61.42	-61.58	-61.43	-61.60
Essex County (Whiteface Mountain), NY	Ozone	Former Subpart 1	50	0.00	0.05	-0.36	-0.32	-0.32	-0.32	-0.33	-0.33	-0.33	-0.33
Eugene-Springfield, OR	CO	Maintenance	100	0.00	13.83	-94.71	-83.72	-83.69	-83.72	-85.00	-85.21	-85.00	-85.19
Eugene-Springfield, OR	PM ₁₀	Moderate	100	0.00	13.83	-94.71	-83.72	-83.69	-83.72	-85.00	-85.21	-85.00	-85.19
Evansville, IN	Ozone	Maintenance	100	0.00	29.72	-203.51	-179.89	-179.84	-179.88	-182.65	-183.09	-182.64	-183.04
Evansville, IN	PM _{2.5}	Nonattainment	100	0.00	29.72	-203.51	-179.89	-179.84	-179.88	-182.65	-183.09	-182.64	-183.04
Fairbanks, AK	CO	Maintenance	100	0.00	0.55	-3.73	-3.30	-3.30	-3.30	-3.35	-3.36	-3.35	-3.36
Fayetteville, NC	Ozone	Former Subpart 1	50	0.00	9.67	-66.20	-58.52	-58.50	-58.52	-59.42	-59.56	-59.41	-59.55
Flathead County; Whitefish and vicinity, MT	PM ₁₀	Moderate	100	0.00	0.31	-2.09	-1.85	-1.85	-1.85	-1.88	-1.88	-1.88	-1.88
Flint, MI	Ozone	Maintenance	100	0.00	28.00	-193.23	-170.94	-170.90	-170.96	-173.62	-174.06	-173.68	-174.20
Follansbee, WV	PM ₁₀	Maintenance	100	0.00	0.02	-0.14	-0.13	-0.13	-0.13	-0.13	-0.13	-0.13	-0.13
Fort Collins, CO	CO	Maintenance	100	0.00	5.17	-35.40	-31.29	-31.28	-31.29	-31.77	-31.85	-31.77	-31.84
Fort Hall Reservation, ID	PM ₁₀	Moderate	100	0.00	0.02	-0.13	-0.11	-0.11	-0.11	-0.12	-0.12	-0.12	-0.12
Fort Wayne, IN	Ozone	Maintenance	100	0.00	17.58	-120.38	-106.41	-106.38	-106.41	-108.04	-108.30	-108.04	-108.28
Franklin County, PA	Ozone	Maintenance	100	0.00	8.25	-56.46	-49.91	-49.89	-49.90	-50.67	-50.79	-50.67	-50.78
Franklin Township (Coshocton County), OH	SO _x	Maintenance	100	0.00	0.04	-0.24	-0.22	-0.21	-0.22	-0.22	-0.22	-0.22	-0.22
Frederick County, VA	Ozone	Former Subpart 1	50	0.00	4.94	-33.83	-29.90	-29.89	-29.90	-30.36	-30.44	-30.36	-30.43
Fredericksburg, VA	Ozone	Maintenance	100	0.00	10.24	-70.15	-62.01	-61.99	-62.01	-62.96	-63.11	-62.96	-63.10
Freehold, NJ	CO	Maintenance	100	0.00	0.26	-1.76	-1.55	-1.55	-1.55	-1.58	-1.58	-1.58	-1.58
Fresno, CA	CO	Maintenance	100	0.00	16.29	-112.08	-99.12	-99.09	-99.12	-100.66	-100.91	-100.68	-100.94
Grand Rapids, MI	Ozone	Maintenance	100	0.00	48.05	-329.09	-290.90	-290.81	-290.89	-295.36	-296.08	-295.35	-296.00
Granite City, Nameoki Townships, IL	PM ₁₀	Maintenance	100	0.00	1.71	-11.79	-10.42	-10.42	-10.42	-10.58	-10.61	-10.59	-10.61
Grant County, NM	SO _x	Maintenance	100	0.00	0.08	-0.58	-0.51	-0.51	-0.51	-0.52	-0.52	-0.52	-0.52
Grants Pass, OR	CO	Maintenance	100	0.00	1.17	-8.04	-7.11	-7.11	-7.11	-7.22	-7.24	-7.22	-7.24
Grants Pass, OR	PM ₁₀	Maintenance	100	0.00	1.17	-8.04	-7.11	-7.11	-7.11	-7.22	-7.24	-7.22	-7.24
Great Falls, MT	CO	Maintenance	100	0.00	0.66	-4.50	-3.98	-3.98	-3.98	-4.04	-4.05	-4.04	-4.05
Greater Connecticut, CT	Ozone	Moderate	50	0.00	27.51	-191.05	-169.12	-169.08	-169.15	-171.80	-172.26	-171.92	-172.54
Greeley, CO	CO	Maintenance	100	0.00	4.09	-28.00	-24.75	-24.74	-24.75	-25.13	-25.19	-25.13	-25.18
Green Bay, WI	SO _x	Maintenance	100	0.00	4.82	-33.02	-29.18	-29.18	-29.18	-29.63	-29.70	-29.63	-29.70
Greene County, IN	Ozone	Maintenance	100	0.00	2.35	-16.07	-14.21	-14.20	-14.21	-14.43	-14.46	-14.43	-14.46
Greene County, PA	Ozone	Maintenance	100	0.00	1.42	-9.70	-8.58	-8.58	-8.58	-8.71	-8.73	-8.71	-8.73
Greensboro-Winston Salem-High Point, NC	Ozone	Marginal	50	0.00	82.50	-565.39	-499.82	-499.68	-499.82	-507.50	-508.74	-507.51	-508.67
Greensboro-Winston salem-High Point, NC	PM _{2.5}	Nonattainment	100	0.00	82.50	-565.39	-499.82	-499.68	-499.82	-507.50	-508.74	-507.51	-508.67
Greenville-Spartanburg-Anderson, SC	Ozone	Former Subpart 1	50	0.00	38.77	-265.98	-235.16	-235.10	-235.16	-238.79	-239.38	-238.80	-239.38
Groveland Township (Tazewell County), IL	SO _x	Maintenance	100	0.00	1.06	-7.28	-6.43	-6.43	-6.43	-6.53	-6.55	-6.53	-6.55

Table D2-15 Emission Changes <u>a/</u> (for Cumulative Impacts) by Nonattainment Area with Alternative Standards for HD Vehicles Carbon Monoxide (CO) 2050													
Nonattainment Area	Pollutant	Status <u>c/</u>	General Conformity Threshold <u>d/</u>	Emissions Changes for Cumulative Impacts (tons/year)									
				Alt. 1	Alt. 2	Alt. 3	Alt. 4	Alt. 6A	Alt. 5	Alt. 6 <u>b/</u>	Alt. 7	Alt. 6B	Alt. 8
				No Action	Engine Only	Class 8 Tractors	Engines & Classes 7-8 Tractors	15% below Preferred Alternative Stringency	Engines, Classes 7-8 Tractors, & Classes 2b-3	Engines, Tractors, & Classes 2b-8	Engines, Tractors, & Trucks, & Trailers	20% above Preferred Alternative Stringency	Accelerated Hybrid Adoption
Hancock-Knox-Lincoln-Waldo Counties, ME	Ozone	Maintenance	100	0.00	4.56	-31.25	-27.63	-27.62	-27.63	-28.05	-28.12	-28.05	-28.11
Harrisburg-Lebanon-Carlisle, PA	Ozone	Maintenance	100	0.00	88.67	-607.52	-537.05	-536.89	-537.04	-545.30	-546.63	-545.30	-546.54
Harrisburg-Lebanon-Carlisle, PA	PM _{2.5}	Nonattainment	100	0.00	88.67	-607.52	-537.05	-536.89	-537.04	-545.30	-546.63	-545.30	-546.54
Hartford-New Britain-Middletown, CT	CO	Maintenance	100	0.00	18.88	-130.34	-115.30	-115.28	-115.32	-117.11	-117.41	-117.15	-117.51
Hayden (Pinal County), AZ	SO _x	Nonattainment	100	0.00	0.35	-2.38	-2.11	-2.11	-2.11	-2.14	-2.15	-2.14	-2.14
Hayden/Miami, AZ	PM ₁₀	Moderate	100	0.00	1.23	-8.40	-7.43	-7.42	-7.43	-7.54	-7.56	-7.54	-7.56
Haywood and Swain Counties (Great Smoky Mountain NP), NC	Ozone	Maintenance	100	0.00	0.24	-1.64	-1.45	-1.45	-1.45	-1.47	-1.48	-1.47	-1.48
Hazelwood, PA	SO _x	Maintenance	100	0.00	0.91	-6.63	-5.89	-5.90	-5.90	-6.00	-6.02	-6.02	-6.07
Hickory, NC	PM _{2.5}	Nonattainment	100	0.00	5.34	-36.56	-32.32	-32.31	-32.32	-32.82	-32.90	-32.81	-32.89
Hickory-Morgantown-Lenoir, NC	Ozone	Former Subpart 1	50	0.00	9.75	-66.75	-59.00	-58.99	-59.00	-59.91	-60.05	-59.91	-60.04
Hollis Township, IL	SO _x	Maintenance	100	0.00	0.09	-0.73	-0.65	-0.65	-0.65	-0.66	-0.67	-0.67	-0.68
Houston-Galveston-Brazoria, TX	Ozone	Severe	25	0.00	24.97	-1160.23	-1112.84	-1118.99	-1128.60	-1165.53	-1181.00	-1208.36	-1303.26
Humphreys County, TN	SO _x	Maintenance	100	0.00	0.38	-2.62	-2.31	-2.31	-2.31	-2.35	-2.35	-2.35	-2.35
Huntington-Ashland, WV-KY-OH	PM _{2.5}	Nonattainment	100	0.00	-45.75	-148.47	-171.97	-174.95	-179.34	-191.24	-197.60	-211.24	-254.76
Huntington-Ashland, WV-KY	Ozone	Maintenance	100	0.00	-52.06	-105.24	-133.76	-136.74	-141.12	-152.44	-158.71	-172.44	-215.87
Huron County, MI	Ozone	Maintenance	100	0.00	1.51	-10.33	-9.13	-9.13	-9.13	-9.27	-9.29	-9.27	-9.29
Imperial County, CA	Ozone	Moderate	50	0.00	7.78	-53.27	-47.09	-47.07	-47.08	-47.81	-47.92	-47.81	-47.91
Imperial Valley, CA	PM ₁₀	Serious	70	0.00	7.62	-52.17	-46.11	-46.10	-46.11	-46.82	-46.94	-46.82	-46.92
Indian Wells, CA	PM ₁₀	Maintenance	100	0.00	0.85	-5.83	-5.16	-5.16	-5.16	-5.24	-5.25	-5.24	-5.25
Indianapolis, IN	CO	Maintenance	100	0.00	173.12	-1185.41	-1047.84	-1047.52	-1047.81	-1063.91	-1066.49	-1063.87	-1066.21
Indianapolis, IN	Ozone	Maintenance	100	0.00	173.12	-1185.41	-1047.84	-1047.52	-1047.81	-1063.91	-1066.49	-1063.87	-1066.21
Indianapolis, IN	PM _{2.5}	Nonattainment	100	0.00	173.12	-1185.41	-1047.84	-1047.52	-1047.81	-1063.91	-1066.49	-1063.87	-1066.21
Jackson County, IN	Ozone	Maintenance	100	0.00	4.87	-33.35	-29.48	-29.47	-29.48	-29.94	-30.01	-29.93	-30.00
Jamestown, NY	Ozone	Former Subpart 1	50	0.00	5.93	-40.92	-36.19	-36.19	-36.20	-36.76	-36.85	-36.77	-36.88
Jefferson County, NY	Ozone	Moderate	50	0.00	3.91	-26.76	-23.65	-23.65	-23.65	-24.02	-24.07	-24.01	-24.07
Jefferson County, OH	PM ₁₀	Maintenance	100	0.00	0.27	-1.88	-1.66	-1.66	-1.66	-1.69	-1.69	-1.69	-1.69
Johnson City-Kingsport-Bristol, TN	Ozone	Former Subpart 1	50	0.00	8.70	-59.60	-52.69	-52.67	-52.68	-53.49	-53.62	-53.49	-53.61
Johnstown, PA	Ozone	Maintenance	100	0.00	5.14	-35.21	-31.13	-31.12	-31.13	-31.61	-31.68	-31.60	-31.67
Johnstown, PA	PM _{2.5}	Nonattainment	100	0.00	5.14	-35.21	-31.13	-31.12	-31.13	-31.61	-31.68	-31.60	-31.67
Juneau, AK	PM ₁₀	Moderate	100	0.00	0.25	-1.70	-1.51	-1.51	-1.51	-1.53	-1.53	-1.53	-1.53
Kalamazoo-Battle Creek, MI	Ozone	Maintenance	100	0.00	27.57	-188.85	-166.94	-166.89	-166.93	-169.50	-169.91	-169.49	-169.87
Kalispell, MT	PM ₁₀	Moderate	100	0.00	1.24	-8.47	-7.48	-7.48	-7.48	-7.60	-7.62	-7.60	-7.61
Kent and Queen Annes Counties, MD	Ozone	Maintenance	100	0.00	2.70	-19.15	-16.99	-16.99	-17.00	-17.27	-17.32	-17.30	-17.41
Kent, WA	PM ₁₀	Maintenance	100	0.00	0.92	-6.28	-5.55	-5.55	-5.55	-5.63	-5.65	-5.63	-5.65
Kern County (Eastern Kern), CA	Ozone	Former Subpart 1	50	0.00	2.20	-15.06	-13.31	-13.31	-13.31	-13.52	-13.55	-13.52	-13.55
Kewaunee County, WI	Ozone	Maintenance	100	0.00	1.22	-8.36	-7.39	-7.39	-7.39	-7.50	-7.52	-7.50	-7.52
King County, WA	PM ₁₀	Maintenance	100	0.00	0.36	-2.44	-2.16	-2.16	-2.16	-2.19	-2.20	-2.19	-2.20
Klamath Falls, OR	CO	Maintenance	100	0.00	2.85	-19.54	-17.27	-17.26	-17.27	-17.53	-17.58	-17.53	-17.57
Klamath Falls, OR	PM ₁₀	Maintenance	100	0.00	2.85	-19.54	-17.27	-17.26	-17.27	-17.53	-17.58	-17.53	-17.57
Knoxville, TN	Ozone	Former Subpart 1	50	0.00	113.11	-774.54	-684.66	-684.45	-684.63	-695.15	-696.84	-695.13	-696.66
Knoxville, TN	PM _{2.5}	Nonattainment	100	0.00	113.11	-774.54	-684.66	-684.45	-684.63	-695.15	-696.84	-695.13	-696.66
La Porte County, IN	SO _x	Maintenance	100	0.00	2.37	-16.28	-14.39	-14.39	-14.39	-14.61	-14.65	-14.62	-14.65
LaGrande, OR	PM ₁₀	Maintenance	100	0.00	0.44	-3.00	-2.65	-2.65	-2.65	-2.69	-2.70	-2.69	-2.70

Table D2-15 Emission Changes <u>a/</u> (for Cumulative Impacts) by Nonattainment Area with Alternative Standards for HD Vehicles Carbon Monoxide (CO) 2050														
Nonattainment Area	Pollutant	Status <u>c/</u>	General Conformity Threshold <u>d/</u>	Emissions Changes for Cumulative Impacts (tons/year)										
				Alt. 1	Alt. 2	Alt. 3	Alt. 4	Alt. 6A	Alt. 5	Alt. 6 <u>b/</u>	Alt. 7	Alt. 6B	Alt. 8	
				No Action	Engine Only	Class 8 Tractors	Engines & Classes 7-8 Tractors	15% below Preferred Alternative Stringency	Engines, Classes 7-8 Tractors, & Classes 2b-3	Engines, Tractors, & Classes 2b-8	Engines, Tractors, & Trucks, & Trailers	20% above Preferred Alternative Stringency	Accelerated Hybrid Adoption	
Lake County, IN	SO _x	Maintenance	100	0.00	11.42	-79.14	-70.04	-70.02	-70.05	-70.05	-71.15	-71.33	-71.18	-71.43
Lake County, OH	SO _x	Maintenance	100	0.00	1.55	-10.60	-9.37	-9.37	-9.37	-9.37	-9.52	-9.54	-9.52	-9.54
Lake County, OR	PM ₁₀	Maintenance	100	0.00	0.18	-1.20	-1.06	-1.06	-1.06	-1.06	-1.08	-1.08	-1.08	-1.08
Lake Tahoe North Shore, CA	CO	Maintenance	100	0.00	0.60	-4.12	-3.64	-3.64	-3.64	-3.64	-3.69	-3.70	-3.69	-3.70
Lake Tahoe South Shore, CA	CO	Maintenance	100	0.00	1.54	-10.55	-9.32	-9.32	-9.32	-9.32	-9.47	-9.49	-9.47	-9.49
Lake Tahoe, NV	CO	Maintenance	100	0.00	0.31	-2.15	-1.90	-1.90	-1.90	-1.90	-1.93	-1.93	-1.93	-1.93
Lamar, CO	PM ₁₀	Maintenance	100	0.00	0.27	-1.86	-1.65	-1.65	-1.65	-1.65	-1.67	-1.68	-1.67	-1.68
Lame Deer, MT	PM ₁₀	Moderate	100	0.00	0.07	-0.49	-0.44	-0.44	-0.44	-0.44	-0.44	-0.44	-0.44	-0.44
Lancaster, PA	Ozone	Maintenance	100	0.00	34.66	-237.73	-210.17	-210.11	-210.11	-210.17	-213.41	-213.93	-213.42	-213.92
Lancaster, PA	PM _{2.5}	Nonattainment	100	0.00	34.66	-237.73	-210.17	-210.11	-210.11	-210.17	-213.41	-213.93	-213.42	-213.92
Lane County, OR	PM ₁₀	Moderate	100	0.00	0.03	-0.24	-0.21	-0.21	-0.21	-0.21	-0.21	-0.21	-0.21	-0.21
Lansing-East Lansing, MI	Ozone	Maintenance	100	0.00	26.68	-182.70	-161.49	-161.45	-161.49	-161.49	-163.97	-164.37	-163.96	-164.33
LaPorte, IN	Ozone	Maintenance	100	0.00	6.59	-45.25	-40.01	-40.00	-40.01	-40.01	-40.62	-40.73	-40.63	-40.73
Las Vegas, NV	CO	Serious	100	0.00	14.83	-101.57	-89.78	-89.76	-89.76	-89.76	-91.16	-91.38	-91.16	-91.36
Las Vegas, NV	Ozone	Former Subpart 1	50	0.00	14.83	-101.57	-89.78	-89.76	-89.76	-89.76	-91.16	-91.38	-91.16	-91.36
Lauderdale County, AL	SO _x	Maintenance	100	0.00	2.99	-20.45	-18.08	-18.08	-18.08	-18.08	-18.36	-18.40	-18.36	-18.40
Laurel Area (Yellowstone County), MT	SO _x	Nonattainment	100	0.00	0.06	-0.44	-0.39	-0.39	-0.39	-0.39	-0.40	-0.40	-0.40	-0.40
Libby, MT	PM ₁₀	Moderate	100	0.00	0.38	-2.60	-2.30	-2.30	-2.30	-2.30	-2.34	-2.34	-2.34	-2.34
Libby, MT	PM _{2.5}	Nonattainment	100	0.00	0.38	-2.60	-2.30	-2.30	-2.30	-2.30	-2.34	-2.34	-2.34	-2.34
Liberty-Clairton, PA	PM _{2.5}	Nonattainment	100	0.00	0.22	-1.91	-1.73	-1.73	-1.73	-1.73	-1.77	-1.78	-1.79	-1.83
Lima, OH	Ozone	Maintenance	100	0.00	-5.30	-48.86	-50.70	-51.24	-52.06	-52.06	-54.55	-55.77	-58.23	-66.30
Longmont, CO	CO	Maintenance	100	0.00	2.62	-17.91	-15.83	-15.83	-15.83	-15.83	-16.07	-16.11	-16.07	-16.11
Lorain County, OH	SO _x	Maintenance	100	0.00	1.90	-13.03	-11.52	-11.52	-11.52	-11.52	-11.70	-11.72	-11.70	-11.72
Los Angeles South Coast Air Basin, CA	CO	Maintenance	100	0.00	1276.64	-9471.62	-8436.80	-8439.03	-8448.18	-8448.18	-8592.42	-8622.63	-8623.77	-8710.80
Los Angeles South Coast Air Basin, CA	NO _x	Maintenance	100	0.00	1276.64	-9471.62	-8436.80	-8439.03	-8448.18	-8448.18	-8592.42	-8622.63	-8623.77	-8710.80
Los Angeles South Coast Air Basin, CA	Ozone	Extreme	10	0.00	1276.64	-9471.62	-8436.80	-8439.03	-8448.18	-8448.18	-8592.42	-8622.63	-8623.77	-8710.80
Los Angeles South Coast Air Basin, CA	PM ₁₀	Serious	70	0.00	1276.64	-9471.62	-8436.80	-8439.03	-8448.18	-8448.18	-8592.42	-8622.63	-8623.77	-8710.80
Los Angeles South Coast Air Basin, CA	PM _{2.5}	Nonattainment	100	0.00	1276.64	-9471.62	-8436.80	-8439.03	-8448.18	-8448.18	-8592.42	-8622.63	-8623.77	-8710.80
Los Angeles-San Bernardino Counties (western Mohave), CA	Ozone	Moderate	50	0.00	13.29	-91.03	-80.47	-80.44	-80.46	-80.46	-81.70	-81.90	-81.70	-81.88
Louisville, KY-IN	Ozone	Maintenance	100	0.00	108.73	-744.54	-658.14	-657.94	-658.12	-658.12	-668.23	-669.85	-668.21	-669.68
Louisville, KY-IN	PM _{2.5}	Nonattainment	100	0.00	108.73	-744.54	-658.14	-657.94	-658.12	-658.12	-668.23	-669.85	-668.21	-669.68
Lowell, MA	CO	Maintenance	100	0.00	3.28	-22.49	-19.88	-19.87	-19.88	-19.88	-20.18	-20.23	-20.18	-20.23
Lucas County, OH	SO _x	Maintenance	100	0.00	10.93	-74.82	-66.14	-66.12	-66.13	-66.13	-67.15	-67.31	-67.15	-67.29
Lyons Township, IL	PM ₁₀	Maintenance	100	0.00	2.73	-18.83	-16.66	-16.66	-16.66	-16.66	-16.92	-16.97	-16.93	-16.98
Macon, GA	Ozone	Maintenance	100	0.00	9.11	-62.36	-55.13	-55.11	-55.12	-55.12	-55.97	-56.11	-55.97	-56.09
Macon, GA	PM _{2.5}	Nonattainment	100	0.00	9.11	-62.36	-55.13	-55.11	-55.12	-55.12	-55.97	-56.11	-55.97	-56.09
Madison and Page Counties (Shenandoah NP), VA	Ozone	Maintenance	100	0.00	0.08	-0.55	-0.49	-0.49	-0.49	-0.49	-0.50	-0.50	-0.50	-0.50
Madison, WI	SO _x	Maintenance	100	0.00	12.18	-83.41	-73.73	-73.71	-73.73	-73.73	-74.86	-75.04	-74.86	-75.02
Mammoth Lake, CA	PM ₁₀	Moderate	100	0.00	0.42	-2.91	-2.57	-2.57	-2.57	-2.57	-2.61	-2.61	-2.61	-2.61
Manchester, NH	CO	Maintenance	100	0.00	2.06	-14.11	-12.47	-12.47	-12.47	-12.47	-12.66	-12.69	-12.66	-12.69
Manitowoc County, WI	Ozone	Former Subpart 1	50	0.00	6.29	-43.05	-38.06	-38.05	-38.06	-38.06	-38.64	-38.74	-38.64	-38.73
Marion County, IN	SO _x	Maintenance	100	0.00	11.09	-75.92	-67.11	-67.09	-67.11	-67.11	-68.14	-68.31	-68.14	-68.29
Mariposa and Tuolumne Counties (Southern Mountain), CA	Ozone	Former Subpart 1	50	0.00	2.40	-16.42	-14.51	-14.51	-14.51	-14.51	-14.74	-14.77	-14.74	-14.77

Table D2-15 Emission Changes <u>a/</u> (for Cumulative Impacts) by Nonattainment Area with Alternative Standards for HD Vehicles Carbon Monoxide (CO) 2050													
Nonattainment Area	Pollutant	Status <u>c/</u>	General Conformity Threshold <u>d/</u>	Emissions Changes for Cumulative Impacts (tons/year)									
				Alt. 1	Alt. 2	Alt. 3	Alt. 4	Alt. 6A	Alt. 5	Alt. 6 <u>b/</u>	Alt. 7	Alt. 6B	Alt. 8
				No Action	Engine Only	Class 8 Tractors	Engines & Classes 7-8 Tractors	15% below Preferred Alternative Stringency	Engines, Classes 7-8 Tractors, & Classes 2b-3	Engines, Tractors, & Classes 2b-8	Engines, Tractors, & Trucks, & Trailers	20% above Preferred Alternative Stringency	Accelerated Hybrid Adoption
Martinsburg, WV-Hagerstown, MD	PM _{2.5}	Nonattainment	100	0.00	12.03	-82.38	-72.82	-72.79	-72.81	-73.93	-74.11	-73.93	-74.09
Mason County, MI	Ozone	Maintenance	100	0.00	1.51	-10.31	-9.12	-9.11	-9.12	-9.26	-9.28	-9.25	-9.28
Medford, OR	CO	Maintenance	100	0.00	2.76	-18.91	-16.71	-16.71	-16.71	-16.97	-17.01	-16.97	-17.01
Medford-Ashland, OR	PM ₁₀	Maintenance	100	0.00	6.64	-45.50	-40.22	-40.20	-40.21	-40.83	-40.93	-40.83	-40.92
Memphis, TN-AR	Ozone	Maintenance	100	0.00	34.03	-273.11	-244.95	-245.14	-245.58	-250.15	-251.27	-251.88	-256.17
Memphis, TN	CO	Maintenance	100	0.00	30.73	-250.48	-224.95	-225.14	-225.58	-229.84	-230.91	-231.57	-235.81
Miami (Gila County), AZ	SO _x	Maintenance	100	0.00	0.85	-5.85	-5.17	-5.17	-5.17	-5.25	-5.26	-5.25	-5.26
Millinocket AQCR 109, ME	SO _x	Maintenance	100	0.00	0.18	-1.44	-1.29	-1.29	-1.29	-1.32	-1.32	-1.33	-1.35
Milwaukee, WI	SO _x	Maintenance	100	0.00	16.82	-115.16	-101.80	-101.77	-101.80	-103.36	-103.61	-103.36	-103.58
Milwaukee-Racine, WI	Ozone	Moderate	50	0.00	71.82	-491.80	-434.73	-434.59	-434.71	-441.39	-442.46	-441.38	-442.35
Minneapolis-St Paul, MN	CO	Maintenance	100	0.00	90.34	-1645.64	-1545.25	-1551.52	-1561.59	-1605.93	-1622.95	-1650.38	-1749.77
Minneapolis-St Paul, MN	SO _x	Maintenance	100	0.00	219.40	-1503.84	-1329.45	-1329.06	-1329.44	-1349.89	-1353.19	-1349.91	-1353.02
Missoula, MT	CO	Maintenance	100	0.00	4.72	-33.61	-29.82	-29.82	-29.84	-30.32	-30.41	-30.37	-30.56
Missoula, MT	PM ₁₀	Moderate	100	0.00	4.72	-33.61	-29.82	-29.82	-29.84	-30.32	-30.41	-30.37	-30.56
Modesto, CA	CO	Maintenance	100	0.00	9.62	-65.84	-58.20	-58.18	-58.20	-59.09	-59.23	-59.09	-59.22
Mohave County, AZ	PM ₁₀	Maintenance	100	0.00	4.64	-31.77	-28.08	-28.07	-28.08	-28.51	-28.58	-28.51	-28.57
Mono Basin, CA	PM ₁₀	Moderate	100	0.00	0.06	-0.39	-0.34	-0.34	-0.34	-0.35	-0.35	-0.35	-0.35
Morenci (Greenlee County), AZ	SO _x	Maintenance	100	0.00	0.08	-0.56	-0.50	-0.50	-0.50	-0.51	-0.51	-0.51	-0.51
Morristown, NJ	CO	Maintenance	100	0.00	0.57	-3.89	-3.44	-3.44	-3.44	-3.49	-3.50	-3.49	-3.50
Muhlenberg County, KY	SO _x	Maintenance	100	0.00	1.10	-7.56	-6.68	-6.68	-6.68	-6.78	-6.80	-6.78	-6.80
Muncie, IN	Ozone	Maintenance	100	0.00	5.24	-35.85	-31.69	-31.68	-31.69	-32.17	-32.25	-32.17	-32.24
Murray County (Chattahoochee NF), GA	Ozone	Maintenance	100	0.00	0.21	-1.47	-1.30	-1.30	-1.30	-1.32	-1.32	-1.32	-1.32
Muscatine County, IA	SO _x	Maintenance	100	0.00	0.96	-6.57	-5.80	-5.80	-5.80	-5.89	-5.91	-5.89	-5.91
Muskegon, MI	Ozone	Maintenance	100	0.00	7.32	-50.17	-44.35	-44.34	-44.35	-45.03	-45.14	-45.03	-45.13
Nashua, NH	CO	Maintenance	100	0.00	1.67	-11.43	-10.10	-10.10	-10.10	-10.26	-10.28	-10.26	-10.28
Nashville, TN	Ozone	Former Subpart 1	50	0.00	93.25	-639.02	-564.91	-564.74	-564.90	-573.59	-574.99	-573.59	-574.90
Nevada County (western part), CA	Ozone	Former Subpart 1	50	0.00	2.87	-19.65	-17.37	-17.36	-17.37	-17.63	-17.68	-17.63	-17.67
New Haven County, CT	PM ₁₀	Maintenance	100	0.00	3.14	-21.51	-19.01	-19.00	-19.01	-19.30	-19.35	-19.30	-19.34
New Haven-Meriden-Waterbury, CT	CO	Maintenance	100	0.00	14.50	-99.67	-88.13	-88.11	-88.14	-89.50	-89.72	-89.51	-89.74
New Manchester-Grant Magisterial District (Hancock County), WV	SO _x	Maintenance	100	0.00	0.16	-1.07	-0.95	-0.95	-0.95	-0.96	-0.97	-0.96	-0.97
New York County, NY	PM ₁₀	Moderate	100	0.00	5.33	-37.13	-32.88	-32.88	-32.89	-33.41	-33.50	-33.44	-33.57
New York-N. New Jersey-Long Island, NY-NJ-CT	CO	Maintenance	100	0.00	353.10	-2456.28	-2174.61	-2174.20	-2175.15	-2209.33	-2215.19	-2210.92	-2219.37
New York-N. New Jersey-Long Island, NY-NJ-CT	PM _{2.5}	Nonattainment	100	0.00	350.60	-2459.02	-2178.79	-2178.51	-2179.65	-2214.28	-2220.41	-2216.74	-2227.05
New York-northern New Jersey-Long Island, NY-NJ-CT	Ozone	Moderate	50	0.00	233.81	-1659.28	-1471.86	-1471.80	-1472.74	-1496.52	-1500.90	-1499.00	-1507.73
Nogales, AZ	PM ₁₀	Moderate	100	0.00	1.54	-10.55	-9.33	-9.33	-9.33	-9.47	-9.49	-9.47	-9.49
Norfolk-Virginia Beach-Newport News, VA	Ozone	Maintenance	100	0.00	-363.72	-569.69	-773.51	-793.34	-822.33	-895.58	-936.85	-1028.18	-1315.76
Ogden, UT	CO	Maintenance	100	0.00	2.39	-16.38	-14.48	-14.47	-14.48	-14.70	-14.74	-14.70	-14.73
Ogden, UT	PM ₁₀	Moderate	100	0.00	2.39	-16.38	-14.48	-14.47	-14.48	-14.70	-14.74	-14.70	-14.73
Oglesby, IL	PM ₁₀	Maintenance	100	0.00	0.09	-0.61	-0.54	-0.54	-0.54	-0.55	-0.55	-0.55	-0.55
Olmsted County, MN	PM ₁₀	Maintenance	100	0.00	0.68	-4.64	-4.10	-4.10	-4.10	-4.17	-4.18	-4.17	-4.18
Olympia, Tumwater, Lacey, WA	PM ₁₀	Maintenance	100	0.00	3.86	-26.46	-23.39	-23.38	-23.39	-23.75	-23.80	-23.75	-23.80
Owens Valley, CA	PM ₁₀	Serious	70	0.00	0.06	-0.92	-0.86	-0.86	-0.87	-0.89	-0.90	-0.91	-0.96
Pagosa Springs, CO	PM ₁₀	Maintenance	100	0.00	0.01	-0.05	-0.05	-0.05	-0.05	-0.05	-0.05	-0.05	-0.05

Table D2-15 Emission Changes <u>a/</u> (for Cumulative Impacts) by Nonattainment Area with Alternative Standards for HD Vehicles Carbon Monoxide (CO) 2050													
Nonattainment Area	Pollutant	Status <u>c/</u>	General Conformity Threshold <u>d/</u>	Emissions Changes for Cumulative Impacts (tons/year)									
				Alt. 1	Alt. 2	Alt. 3	Alt. 4	Alt. 6A	Alt. 5	Alt. 6 <u>b/</u>	Alt. 7	Alt. 6B	Alt. 8
				No Action	Engine Only	Class 8 Tractors	Engines & Classes 7-8 Tractors	15% below Preferred Alternative Stringency	Engines, Classes 7-8 Tractors, & Classes 2b-3	Engines, Tractors, & Classes 2b-8	Engines, Tractors, & Trucks, & Trailers	20% above Preferred Alternative Stringency	Accelerated Hybrid Adoption
Parkersburg-Marietta, WV-OH	Ozone	Maintenance	100	0.00	15.03	-102.89	-90.95	-90.92	-90.95	-92.35	-92.57	-92.34	-92.55
Parkersburg-Marietta, WV-OH	PM _{2.5}	Nonattainment	100	0.00	15.03	-102.89	-90.95	-90.92	-90.95	-92.35	-92.57	-92.34	-92.55
Payson, AZ	PM ₁₀	Maintenance	100	0.00	0.54	-3.70	-3.27	-3.27	-3.27	-3.32	-3.33	-3.32	-3.33
Penns Grove, NJ	CO	Maintenance	100	0.00	0.02	-0.11	-0.10	-0.10	-0.10	-0.10	-0.10	-0.10	-0.10
Peoria, IL	SO _x	Maintenance	100	0.00	4.47	-30.68	-27.13	-27.12	-27.13	-27.55	-27.62	-27.55	-27.62
Perth Amboy, NJ	CO	Maintenance	100	0.00	-0.37	-17.20	-16.95	-17.07	-17.26	-17.92	-18.21	-18.77	-20.65
Philadelphia-Camden County, PA-NJ	CO	Maintenance	100	0.00	11.42	-78.58	-69.50	-69.48	-69.50	-70.58	-70.76	-70.59	-70.79
Phildelphia-Wilmington, PA-NY-DE	PM _{2.5}	Nonattainment	100	0.00	53.41	-938.27	-879.89	-883.38	-889.00	-914.00	-923.53	-938.78	-994.23
Phildelphia-Wilmington-Atlantic City, PA-NY-MD-DE	Ozone	Moderate	50	0.00	97.01	-1237.42	-1144.37	-1147.78	-1153.48	-1182.56	-1192.75	-1207.36	-1263.46
Phoenix, AZ	CO	Maintenance	100	0.00	291.46	-1996.24	-1764.61	-1764.08	-1764.56	-1791.68	-1796.04	-1791.64	-1795.63
Phoenix, AZ	PM ₁₀	Serious	70	0.00	291.46	-1996.24	-1764.61	-1764.08	-1764.56	-1791.68	-1796.04	-1791.64	-1795.63
Phoenix-Mesa, AZ	Ozone	Former Subpart 1	50	0.00	148.44	-1016.88	-898.91	-898.64	-898.89	-912.71	-914.93	-912.70	-914.75
Pierce County, WA	PM ₁₀	Maintenance	100	0.00	0.31	-2.09	-1.85	-1.85	-1.85	-1.88	-1.88	-1.88	-1.88
Pinehurst, ID	PM ₁₀	Moderate	100	0.00	0.03	-0.21	-0.19	-0.19	-0.19	-0.19	-0.19	-0.19	-0.19
Pittsburgh, PA	CO	Maintenance	100	0.00	0.65	-4.86	-4.33	-4.33	-4.33	-4.41	-4.42	-4.43	-4.47
Pittsburgh-Beaver Valley, PA	Ozone	Former Subpart 1	50	0.00	116.48	-798.02	-705.44	-705.23	-705.42	-716.27	-718.02	-716.26	-717.88
Pittsburgh-Beaver Valley, PA	PM _{2.5}	Nonattainment	100	0.00	116.48	-798.02	-705.44	-705.23	-705.42	-716.27	-718.02	-716.26	-717.88
Polk County, TN	SO _x	Maintenance	100	0.00	0.84	-5.76	-5.09	-5.09	-5.09	-5.17	-5.18	-5.17	-5.18
Polson, MT	PM ₁₀	Moderate	100	0.00	0.14	-0.98	-0.87	-0.87	-0.87	-0.88	-0.89	-0.88	-0.89
Portland, ME	Ozone	Maintenance	100	0.00	26.08	-179.92	-159.16	-159.12	-159.18	-161.65	-162.06	-161.70	-162.19
Portland, OR	CO	Maintenance	100	0.00	30.02	-208.54	-184.60	-184.57	-184.64	-187.54	-188.03	-187.66	-188.35
Portneuf Valley, ID	PM ₁₀	Maintenance	100	0.00	1.35	-9.22	-8.15	-8.15	-8.15	-8.27	-8.29	-8.27	-8.29
Poughkeepsie, NY	Ozone	Moderate	50	0.00	25.24	-172.86	-152.80	-152.75	-152.79	-155.14	-155.52	-155.13	-155.48
Presque Isle, ME	PM ₁₀	Maintenance	100	0.00	0.35	-2.42	-2.14	-2.14	-2.14	-2.17	-2.18	-2.17	-2.18
Providence (entire State), RI	Ozone	Moderate	50	0.00	11.06	-77.36	-68.52	-68.51	-68.55	-69.63	-69.82	-69.70	-70.00
Provo, UT	CO	Maintenance	100	0.00	3.42	-23.44	-20.72	-20.72	-20.72	-21.04	-21.09	-21.04	-21.09
Raleigh-Durham, NC	CO	Maintenance	100	0.00	48.89	-335.07	-296.21	-296.12	-296.20	-300.76	-301.49	-300.76	-301.45
Raleigh-Durham-Chapel Hill, NC	Ozone	Maintenance	100	0.00	74.56	-510.82	-451.56	-451.43	-451.55	-458.49	-459.61	-458.49	-459.53
Ramsey County, MN	PM ₁₀	Maintenance	100	0.00	-0.13	-0.63	-0.69	-0.70	-0.71	-0.75	-0.77	-0.82	-0.96
Reading, PA	Ozone	Maintenance	100	0.00	27.87	-191.36	-169.20	-169.15	-169.20	-171.81	-172.23	-171.83	-172.25
Reading, PA	PM _{2.5}	Nonattainment	100	0.00	27.87	-191.36	-169.20	-169.15	-169.20	-171.81	-172.23	-171.83	-172.25
Reno, NV	CO	Maintenance	100	0.00	4.60	-31.52	-27.87	-27.86	-27.86	-28.29	-28.36	-28.29	-28.35
Rhineland (Oneida County), WI	SO _x	Maintenance	100	0.00	0.06	-0.44	-0.39	-0.39	-0.39	-0.39	-0.39	-0.39	-0.39
Richmond-Petersburg, VA	Ozone	Maintenance	100	0.00	21.62	-148.44	-131.25	-131.21	-131.25	-133.28	-133.61	-133.29	-133.62
Rillito, AZ	PM ₁₀	Moderate	100	0.00	1.33	-9.12	-8.06	-8.06	-8.06	-8.18	-8.20	-8.18	-8.20
Riverside County (Coachella Valley), CA	Ozone	Severe	25	0.00	13.89	-95.11	-84.07	-84.05	-84.07	-85.36	-85.57	-85.36	-85.55
Roanoke, VA	Ozone	Former Subpart 1	50	0.00	9.92	-67.95	-60.06	-60.04	-60.06	-60.98	-61.13	-60.98	-61.11
Rochester (Olmsted County), MN	SO _x	Maintenance	100	0.00	3.09	-21.18	-18.72	-18.71	-18.72	-19.01	-19.05	-19.01	-19.05
Rochester, NY	Ozone	Former Subpart 1	50	0.00	24.48	-167.60	-148.15	-148.11	-148.15	-150.43	-150.79	-150.42	-150.75
Rocky Mount, NC	Ozone	Maintenance	100	0.00	7.11	-48.67	-43.02	-43.01	-43.02	-43.68	-43.79	-43.68	-43.78
Rome, GA	PM _{2.5}	Nonattainment	100	0.00	3.19	-21.85	-19.32	-19.31	-19.32	-19.61	-19.66	-19.61	-19.66
Ronan, MT	PM ₁₀	Moderate	100	0.00	0.05	-0.37	-0.33	-0.33	-0.33	-0.33	-0.33	-0.33	-0.33
Rothschild, Rib Mountain, Weston (Marathon County), WI	SO _x	Maintenance	100	0.00	0.11	-0.77	-0.68	-0.68	-0.68	-0.69	-0.69	-0.69	-0.69

Table D2-15 Emission Changes <u>a/</u> (for Cumulative Impacts) by Nonattainment Area with Alternative Standards for HD Vehicles Carbon Monoxide (CO) 2050													
Nonattainment Area	Pollutant	Status <u>c/</u>	General Conformity Threshold <u>d/</u>	Emissions Changes for Cumulative Impacts (tons/year)									
				Alt. 1	Alt. 2	Alt. 3	Alt. 4	Alt. 6A	Alt. 5	Alt. 6 <u>b/</u>	Alt. 7	Alt. 6B	Alt. 8
				No Action	Engine Only	Class 8 Tractors	Engines & Classes 7-8 Tractors	15% below Preferred Alternative Stringency	Engines, Classes 7-8 Tractors, & Classes 2b-3	Engines, Tractors, & Classes 2b-8	Engines, Tractors, & Truck, & Trailers	20% above Preferred Alternative Stringency	Accelerated Hybrid Adoption
Sacramento County, CA	PM ₁₀	Moderate	100	0.00	40.05	-276.34	-244.46	-244.39	-244.48	-248.28	-248.91	-248.36	-249.10
Sacramento Metro, CA	Ozone	Severe	25	0.00	71.35	-490.62	-433.86	-433.74	-433.88	-440.59	-441.69	-440.66	-441.83
Sacramento, CA	CO	Maintenance	100	0.00	42.71	-294.55	-260.55	-260.49	-260.58	-264.62	-265.29	-264.70	-265.48
Salem, OR	CO	Maintenance	100	0.00	3.63	-24.84	-21.96	-21.95	-21.96	-22.29	-22.35	-22.29	-22.34
Salt Lake City, UT	CO	Maintenance	100	0.00	2.82	-30.99	-28.42	-28.49	-28.61	-29.28	-29.50	-29.79	-30.94
Salt Lake County, UT	PM ₁₀	Moderate	100	0.00	39.68	-283.38	-251.53	-251.53	-251.71	-255.80	-256.58	-256.30	-257.96
Salt Lake County, UT	SO _x	Nonattainment	100	0.00	41.15	-281.77	-249.07	-248.99	-249.06	-252.89	-253.50	-252.88	-253.44
San Antonio, TX	Ozone	Former Subpart 1	50	0.00	57.30	-392.98	-347.43	-347.33	-347.43	-352.78	-353.65	-352.80	-353.64
San Bernardino County, CA	PM ₁₀	Moderate	100	0.00	8.72	-59.72	-52.79	-52.77	-52.79	-53.60	-53.73	-53.60	-53.71
San Diego, CA	CO	Maintenance	100	0.00	149.19	-1021.58	-903.02	-902.75	-902.99	-916.86	-919.09	-916.84	-918.85
San Diego, CA	Ozone	Former Subpart 1	50	0.00	149.19	-1021.58	-903.02	-902.75	-902.99	-916.86	-919.09	-916.84	-918.85
San Francisco Bay Area, CA	Ozone	Marginal	50	0.00	91.63	-791.50	-714.12	-714.98	-716.72	-730.98	-734.85	-738.06	-754.99
San Francisco-Oakland-San Jose, CA	CO	Maintenance	100	0.00	114.56	-946.44	-850.90	-851.70	-853.45	-869.77	-873.96	-876.77	-893.80
San Joaquin Valley, CA	Ozone	Extreme	10	0.00	412.45	-2831.42	-2503.47	-2502.75	-2503.50	-2542.10	-2548.37	-2542.33	-2548.59
San Joaquin Valley, CA	PM ₁₀	Maintenance	100	0.00	412.45	-2831.42	-2503.47	-2502.75	-2503.50	-2542.10	-2548.37	-2542.33	-2548.59
San Joaquin Valley, CA	PM _{2.5}	Nonattainment	100	0.00	412.45	-2831.42	-2503.47	-2502.75	-2503.50	-2542.10	-2548.37	-2542.33	-2548.59
San Manuel (Pinal County), AZ	SO _x	Maintenance	100	0.00	1.24	-8.52	-7.53	-7.53	-7.53	-7.65	-7.67	-7.65	-7.66
Sanders County (part);Thompson Falls and vicinity, MT	PM ₁₀	Moderate	100	0.00	0.03	-0.18	-0.16	-0.16	-0.16	-0.16	-0.16	-0.16	-0.16
Scranton-Wilkes Barre, PA	Ozone	Maintenance	100	0.00	30.00	-205.43	-181.59	-181.53	-181.58	-184.37	-184.82	-184.37	-184.77
Seattle-Tacoma, WA	CO	Maintenance	100	0.00	102.37	-700.99	-619.64	-619.45	-619.62	-629.14	-630.67	-629.12	-630.51
Sheboygan, WI	Ozone	Moderate	50	0.00	6.66	-45.57	-40.28	-40.27	-40.28	-40.90	-41.00	-40.90	-40.99
Sheridan, WY	PM ₁₀	Moderate	100	0.00	0.77	-5.27	-4.66	-4.66	-4.66	-4.73	-4.75	-4.73	-4.74
Shoshone County, ID	PM ₁₀	Moderate	100	0.00	0.00	0.00	0.00	0.00	0.00	0.00	0.00	0.00	0.00
Somerville, NJ	CO	Maintenance	100	0.00	0.28	-1.89	-1.67	-1.67	-1.67	-1.70	-1.70	-1.70	-1.70
South Bend-Elkhart, IN	Ozone	Maintenance	100	0.00	18.84	-129.13	-114.15	-114.12	-114.15	-115.91	-116.19	-115.91	-116.17
Southeast Chicago, IL	PM ₁₀	Maintenance	100	0.00	6.33	-44.24	-39.18	-39.18	-39.20	-39.82	-39.93	-39.86	-40.03
Spokane County, WA	PM ₁₀	Maintenance	100	0.00	10.10	-69.17	-61.15	-61.13	-61.14	-62.08	-62.24	-62.08	-62.22
Spokane, WA	CO	Maintenance	100	0.00	9.99	-68.38	-60.44	-60.43	-60.44	-61.37	-61.52	-61.37	-61.50
Springfield (western MA), MA	Ozone	Moderate	50	0.00	31.14	-214.48	-189.70	-189.65	-189.71	-192.65	-193.14	-192.70	-193.24
Springfield, MA	CO	Maintenance	100	0.00	4.70	-32.86	-29.11	-29.10	-29.12	-29.58	-29.66	-29.61	-29.74
St Louis, MO	CO	Maintenance	100	0.00	37.76	-258.64	-228.63	-228.56	-228.62	-232.14	-232.70	-232.13	-232.65
St Louis, MO-IL	Ozone	Moderate	50	0.00	113.31	-942.35	-847.68	-848.51	-850.31	-866.67	-870.90	-873.85	-891.30
St. Louis, MO-IL	PM _{2.5}	Nonattainment	100	0.00	112.42	-936.27	-842.30	-843.14	-844.93	-861.21	-865.43	-868.40	-885.83
State College, PA	Ozone	Maintenance	100	0.00	10.55	-72.21	-63.83	-63.81	-63.83	-64.81	-64.97	-64.81	-64.95
Steamboat Springs, CO	PM ₁₀	Maintenance	100	0.00	0.73	-5.00	-4.42	-4.42	-4.42	-4.48	-4.50	-4.48	-4.49
Steubenville & Mingo Junction, OH	SO _x	Maintenance	100	0.00	1.64	-11.22	-9.92	-9.92	-9.92	-10.07	-10.10	-10.07	-10.09
Steubenville-Weirton, OH-WV	Ozone	Maintenance	100	0.00	5.22	-44.54	-40.15	-40.19	-40.29	-41.08	-41.29	-41.46	-42.37
Steubenville-Weirton, OH-WV	PM _{2.5}	Nonattainment	100	0.00	5.22	-44.54	-40.15	-40.19	-40.29	-41.08	-41.29	-41.46	-42.37
Stockton, CA	CO	Maintenance	100	0.00	13.43	-91.96	-81.29	-81.26	-81.28	-82.53	-82.73	-82.53	-82.71
Sutter County (Sutter Buttes), CA	Ozone	Former Subpart 1	50	0.00	0.00	0.00	0.00	0.00	0.00	0.00	0.00	0.00	0.00
Syracuse, NY	CO	Maintenance	100	0.00	9.81	-67.16	-59.37	-59.35	-59.37	-60.28	-60.43	-60.28	-60.41
Telluride, CO	PM ₁₀	Maintenance	100	0.00	0.08	-0.53	-0.47	-0.47	-0.47	-0.48	-0.48	-0.48	-0.48
Terre Haute, IN	Ozone	Maintenance	100	0.00	4.96	-33.95	-30.01	-30.01	-30.01	-30.47	-30.55	-30.47	-30.54

Table D2-15 Emission Changes ^{a/} (for Cumulative Impacts) by Nonattainment Area with Alternative Standards for HD Vehicles Carbon Monoxide (CO) 2050													
Nonattainment Area	Pollutant	Status ^{c/}	General Conformity Threshold ^{d/}	Emissions Changes for Cumulative Impacts (tons/year)									
				Alt. 1	Alt. 2	Alt. 3	Alt. 4	Alt. 6A	Alt. 5	Alt. 6 ^{b/}	Alt. 7	Alt. 6B	Alt. 8
				No Action	Engine Only	Class 8 Tractors	Engines & Classes 7-8 Tractors	15% below Preferred Alternative Stringency	Engines, Classes 7-8 Tractors, & Classes 2b-3	Engines, Tractors, & Classes 2b-8	Engines, Tractors, & Trailers	20% above Preferred Alternative Stringency	Accelerated Hybrid Adoption
Tioga County, PA	Ozone	Maintenance	100	0.00	2.23	-15.27	-13.50	-13.50	-13.50	-13.50	-13.71	-13.74	-13.74
Toledo, OH	Ozone	Maintenance	100	0.00	-6.81	-200.83	-199.35	-200.91	-203.29	-211.31	-214.99	-222.03	-245.59
Toms River, NJ	CO	Maintenance	100	0.00	1.18	-8.06	-7.13	-7.12	-7.13	-7.24	-7.25	-7.24	-7.25
Tooele County, UT	SO _x	Nonattainment	100	0.00	3.45	-23.63	-20.89	-20.88	-20.89	-21.21	-21.26	-21.21	-21.26
Trenton, NJ	CO	Maintenance	100	0.00	3.02	-20.65	-18.26	-18.25	-18.26	-18.54	-18.58	-18.54	-18.58
Trona, CA	PM ₁₀	Moderate	100	0.00	0.07	-0.48	-0.43	-0.43	-0.43	-0.43	-0.44	-0.43	-0.44
Tucson, AZ	CO	Maintenance	100	0.00	24.86	-170.20	-150.45	-150.40	-150.44	-152.76	-153.13	-152.75	-153.09
Utah County, UT	PM ₁₀	Moderate	100	0.00	9.84	-67.38	-59.56	-59.54	-59.56	-60.47	-60.62	-60.47	-60.60
Vancouver, WA	CO	Maintenance	100	0.00	11.51	-78.82	-69.67	-69.65	-69.67	-70.74	-70.91	-70.74	-70.89
Ventura County, CA	Ozone	Serious	50	0.00	15.02	-106.89	-94.85	-94.85	-94.91	-96.45	-96.73	-96.62	-97.21
Vermillion County, IN	PM ₁₀	Maintenance	100	0.00	0.40	-2.77	-2.45	-2.45	-2.45	-2.49	-2.49	-2.49	-2.49
Vigo County, IN	SO _x	Maintenance	100	0.00	4.96	-33.95	-30.01	-30.01	-30.01	-30.47	-30.55	-30.47	-30.54
Wallula, WA	PM ₁₀	Maintenance	100	0.00	0.00	0.00	0.00	0.00	0.00	0.00	0.00	0.00	0.00
Waltham, MA	CO	Maintenance	100	0.00	1.49	-10.20	-9.02	-9.02	-9.02	-9.16	-9.18	-9.16	-9.18
Warren County, NJ	SO _x	Maintenance	100	0.00	1.55	-10.61	-9.38	-9.38	-9.38	-9.53	-9.55	-9.53	-9.55
Warren County, PA	SO _x	Nonattainment	100	0.00	0.45	-3.39	-3.02	-3.02	-3.03	-3.08	-3.09	-3.09	-3.12
Washington County (Hagerstown), MD	Ozone	Former Subpart 1	50	0.00	4.92	-33.67	-29.76	-29.75	-29.76	-30.22	-30.29	-30.22	-30.28
Washington, DC-MD-VA	CO	Maintenance	100	0.00	206.20	-1411.97	-1248.11	-1247.73	-1248.07	-1267.24	-1270.32	-1267.20	-1269.99
Washington, DC-MD-VA	Ozone	Moderate	50	0.00	206.20	-1411.97	-1248.11	-1247.73	-1248.07	-1267.24	-1270.32	-1267.20	-1269.99
Washington, DC-MD-VA	PM _{2.5}	Nonattainment	100	0.00	206.20	-1411.97	-1248.11	-1247.73	-1248.07	-1267.24	-1270.32	-1267.20	-1269.99
Washoe County, NV	PM ₁₀	Serious	70	0.00	4.60	-31.52	-27.87	-27.86	-27.86	-28.29	-28.36	-28.29	-28.35
Waterford Township (Washington County), OH	SO _x	Maintenance	100	0.00	0.26	-1.75	-1.55	-1.55	-1.55	-1.57	-1.57	-1.57	-1.57
Wayne County, IN	SO _x	Maintenance	100	0.00	3.30	-22.57	-19.95	-19.94	-19.95	-20.25	-20.30	-20.25	-20.30
Wayne County, MI	PM ₁₀	Maintenance	100	0.00	2.81	-42.27	-39.39	-39.53	-39.76	-40.82	-41.22	-41.82	-44.06
Weirton, WV	PM ₁₀	Maintenance	100	0.00	0.47	-3.25	-2.87	-2.87	-2.87	-2.91	-2.92	-2.91	-2.92
Weirton, WV	SO _x	Maintenance	100	0.00	0.47	-3.25	-2.87	-2.87	-2.87	-2.91	-2.92	-2.91	-2.92
Wheeling, WV-OH	Ozone	Maintenance	100	0.00	15.27	-104.55	-92.42	-92.39	-92.42	-93.83	-94.06	-93.83	-94.04
Wheeling, WV-OH	PM _{2.5}	Nonattainment	100	0.00	15.27	-104.55	-92.42	-92.39	-92.42	-93.83	-94.06	-93.83	-94.04
Winston-Salem, NC	CO	Maintenance	100	0.00	14.10	-97.06	-85.84	-85.82	-85.84	-87.17	-87.39	-87.19	-87.43
Worcester, MA	CO	Maintenance	100	0.00	7.65	-52.37	-46.29	-46.28	-46.29	-47.00	-47.12	-47.00	-47.11
Yakima County, WA	PM ₁₀	Maintenance	100	0.00	3.05	-20.90	-18.47	-18.47	-18.47	-18.75	-18.80	-18.75	-18.80
Yakima, WA	CO	Maintenance	100	0.00	1.44	-9.89	-8.74	-8.74	-8.74	-8.88	-8.90	-8.87	-8.89
York, PA	Ozone	Maintenance	100	0.00	28.22	-193.62	-171.19	-171.14	-171.19	-173.82	-174.25	-173.83	-174.25
York, PA	PM _{2.5}	Nonattainment	100	0.00	28.22	-193.62	-171.19	-171.14	-171.19	-173.82	-174.25	-173.83	-174.25
Youngstown-Warren-Sharon, OH-PA	Ozone	Maintenance	100	0.00	29.93	-204.97	-181.18	-181.13	-181.18	-183.96	-184.41	-183.95	-184.36
Yuma, AZ	PM ₁₀	Moderate	100	0.00	7.08	-48.50	-42.87	-42.86	-42.87	-43.53	-43.64	-43.53	-43.63

^{a/} Negative emissions changes indicate reductions; positive emissions changes are increases. Values of less than 0.005 tons/year are rounded to zero.

^{b/} Preferred Alternative

^{c/} Pollutants for which the area is designated nonattainment or maintenance as of 2010. Source: 40 CFR 81.

^{d/} Emissions thresholds in tons/year of: CO in CO maintenance and nonattainment areas; VOC or NO_x in ozone maintenance and nonattainment areas; primary PM_{2.5} in PM_{2.5} maintenance and nonattainment areas; primary PM₁₀ in PM₁₀ maintenance and nonattainment areas; and SO₂ in SO₂ maintenance and nonattainment areas. Source: 40 CFR § 93.153. These thresholds are provided for information only; a general conformity determination is not required for the proposed actions. (See section 3.3.1.)

Source: EPA (U.S. Environmental Protection Agency). 2010. The Green Book Nonattainment Areas. Washington, District of Columbia. Last Revised: June 16, 2010. U.S. Environmental Protection Agency. Available: <http://www.epa.gov/oaqps001/greenbk/>. Accessed: August 6, 2010.

Table D2-16 Emission Changes <u>a/</u> (for Cumulative Impacts) by Nonattainment Area with Alternative Standards for HD Vehicles Diesel Particulate Matter (DPM) 2018														
Nonattainment Area	Pollutant	Status <u>c/</u>	General Conformity Threshold <u>d/</u>	Emissions Changes for Cumulative Impacts (tons/year)										
				Alt. 1	Alt. 2	Alt. 3	Alt. 4	Alt. 6A	Alt. 5	Alt. 6 <u>b/</u>	Alt. 7	Alt. 6B	Alt. 8	
				No Action	Engine Only	Class 8 Tractors	Engines & Classes 7-8 Tractors	15% below Preferred Alternative Stringency	Engines, Classes 7-8 Tractors, & Classes 2b-3	Engines, Tractors, & Classes 2b-8	Engines, Tractors, & Truckers, Trailers	20% above Preferred Alternative Stringency	Accelerated Hybrid Adoption	
Addison Township (Gallia County), OH	SO _x	Maintenance	100	0.00	0.00	0.00	0.00	0.00	0.00	0.00	0.00	0.00	0.00	0.00
Ajo (Pima County), AZ	PM ₁₀	Moderate	100	0.00	0.00	0.02	0.02	0.02	0.02	0.02	0.02	0.02	0.02	0.02
Ajo (Pima County), AZ	SO _x	Maintenance	100	0.00	0.00	0.01	0.01	0.01	0.01	0.01	0.01	0.01	0.01	0.01
Albany-Schenectady-Troy, NY	Ozone	Former Subpart 1	50	0.00	0.07	2.52	2.67	2.69	2.67	2.65	2.57	2.65	2.57	2.57
Albuquerque, NM	CO	Maintenance	100	0.00	0.03	1.17	1.24	1.25	1.24	1.23	1.19	1.23	1.19	1.19
Allegan County, MI	Ozone	Former Subpart 1	50	0.00	0.01	0.28	0.30	0.30	0.30	0.29	0.28	0.29	0.28	0.28
Allentown-Bethlehem-Easton, PA	Ozone	Maintenance	100	0.00	0.03	1.17	1.24	1.25	1.24	1.23	1.19	1.23	1.19	1.19
Altoona, PA	Ozone	Maintenance	100	0.00	0.01	0.21	0.22	0.22	0.22	0.22	0.21	0.22	0.21	0.21
Amador and Calveras Counties (Central Mountain), CA	Ozone	Former Subpart 1	50	0.00	0.01	0.30	0.31	0.32	0.31	0.31	0.30	0.31	0.30	0.30
Anchorage, AK	CO	Maintenance	100	0.00	0.01	0.27	0.29	0.29	0.29	0.29	0.28	0.29	0.28	0.28
Anthony, NM	PM ₁₀	Moderate	100	0.00	0.00	0.02	0.02	0.02	0.02	0.02	0.02	0.02	0.02	0.02
Armstrong County, PA	SO _x	Nonattainment	100	0.00	0.00	0.01	0.01	0.01	0.01	0.01	0.01	0.01	0.01	0.01
Aspen, CO	PM ₁₀	Maintenance	100	0.00	0.00	0.01	0.01	0.01	0.01	0.01	0.01	0.01	0.01	0.01
Atlanta, GA	Ozone	Moderate	50	0.00	0.68	25.89	27.41	27.62	27.45	27.29	26.41	27.29	26.41	26.41
Atlanta, GA	PM _{2.5}	Nonattainment	100	0.00	0.68	25.89	27.41	27.62	27.45	27.29	26.41	27.29	26.41	26.41
Atlantic City, NJ	CO	Maintenance	100	0.00	0.00	0.10	0.11	0.11	0.11	0.11	0.11	0.11	0.11	0.11
Bakersfield, CA	CO	Maintenance	100	0.00	-0.10	0.67	0.65	0.67	0.65	0.63	0.57	0.58	0.51	0.51
Baltimore, MD	CO	Maintenance	100	0.00	0.31	11.68	12.37	12.46	12.38	12.31	11.91	12.31	11.91	11.91
Baltimore, MD	Ozone	Moderate	50	0.00	0.31	11.68	12.37	12.46	12.38	12.31	11.91	12.31	11.91	11.91
Baltimore, MD	PM _{2.5}	Nonattainment	100	0.00	0.31	11.68	12.37	12.46	12.38	12.31	11.91	12.31	11.91	11.91
Baton Rouge, LA	Ozone	Moderate	50	0.00	-7.18	-9.55	-13.44	-13.16	-13.73	-14.87	-16.39	-17.67	-20.07	-20.07
Beaumont-Port Arthur, TX	Ozone	Moderate	50	0.00	-8.65	-12.37	-17.09	-16.76	-17.44	-18.81	-20.60	-22.17	-25.03	-25.03
Benton County, TN	SO _x	Maintenance	100	0.00	0.00	0.00	0.00	0.00	0.00	0.00	0.00	0.00	0.00	0.00
Benton Harbor, MI	Ozone	Maintenance	100	0.00	0.01	0.37	0.39	0.39	0.39	0.39	0.38	0.39	0.38	0.38
Benzie County, MI	Ozone	Maintenance	100	0.00	0.00	0.04	0.05	0.05	0.05	0.05	0.04	0.05	0.04	0.04
Berkeley and Jefferson Counties, WV	Ozone	Maintenance	100	0.00	0.01	0.29	0.30	0.30	0.30	0.30	0.29	0.30	0.29	0.29
Billings, MT	CO	Maintenance	100	0.00	-3.82	-5.66	-7.75	-7.61	-7.91	-8.51	-9.29	-9.99	-11.24	-11.24
Birmingham, AL	Ozone	Maintenance	100	0.00	-0.03	3.86	4.02	4.06	4.02	3.97	3.81	3.92	3.74	3.74
Birmingham, AL	PM _{2.5}	Nonattainment	100	0.00	-0.03	3.86	4.02	4.06	4.02	3.97	3.81	3.92	3.74	3.74
Boise-Northern Ada County, ID	CO	Maintenance	100	0.00	0.03	1.26	1.33	1.34	1.34	1.33	1.28	1.33	1.28	1.28
Boise-Northern Ada County, ID	PM ₁₀	Maintenance	100	0.00	0.03	1.26	1.33	1.34	1.34	1.33	1.28	1.33	1.28	1.28
Bonner County (Sandpoint), ID	PM ₁₀	Moderate	100	0.00	0.00	0.03	0.03	0.03	0.03	0.03	0.03	0.03	0.03	0.03
Boston, MA	CO	Maintenance	100	0.00	0.04	1.69	1.79	1.81	1.80	1.79	1.73	1.79	1.73	1.73
Boston-Lawrence-Worcester (eastern MA), MA	Ozone	Moderate	50	0.00	0.26	10.07	10.66	10.74	10.68	10.61	10.27	10.61	10.27	10.27
Boston-Manchester-Portsmouth (southeast NH), NH	Ozone	Moderate	50	0.00	0.03	1.27	1.34	1.35	1.34	1.34	1.29	1.34	1.29	1.29
Boyd County (part), KY	SO _x	Maintenance	100	0.00	0.00	0.02	0.02	0.02	0.02	0.02	0.02	0.02	0.02	0.02
Buffalo-Niagara Falls, NY	Ozone	Former Subpart 1	50	0.00	0.06	2.30	2.44	2.46	2.44	2.43	2.35	2.43	2.35	2.35
Burlington, NJ	CO	Maintenance	100	0.00	0.00	0.02	0.02	0.02	0.02	0.02	0.02	0.02	0.02	0.02
Butte, MT	PM ₁₀	Moderate	100	0.00	0.00	0.04	0.05	0.05	0.05	0.05	0.04	0.05	0.04	0.04
Canon City, CO	PM ₁₀	Maintenance	100	0.00	0.00	0.04	0.04	0.04	0.04	0.04	0.04	0.04	0.04	0.04
Canton-Massillon, OH	Ozone	Maintenance	100	0.00	-0.58	0.26	-0.01	0.02	-0.04	-0.14	-0.30	-0.38	-0.62	-0.62
Canton-Massillon, OH	PM _{2.5}	Nonattainment	100	0.00	-0.58	0.26	-0.01	0.02	-0.04	-0.14	-0.30	-0.38	-0.62	-0.62
Case County, MI	Ozone	Maintenance	100	0.00	0.00	0.09	0.09	0.09	0.09	0.09	0.09	0.09	0.09	0.09

Table D2-16 Emission Changes <u>a/</u> (for Cumulative Impacts) by Nonattainment Area with Alternative Standards for HD Vehicles Diesel Particulate Matter (DPM) 2018														
Nonattainment Area	Pollutant	Status <u>c/</u>	General Conformity Threshold <u>d/</u>	Emissions Changes for Cumulative Impacts (tons/year)										
				Alt. 1	Alt. 2	Alt. 3	Alt. 4	Alt. 6A	Alt. 5	Alt. 6 <u>b/</u>	Alt. 7	Alt. 6B	Alt. 8	
				No Action	Engine Only	Class 8 Tractors	Engines & Classes 7-8 Tractors	15% below Preferred Alternative Stringency	Engines, Classes 7-8 Tractors, & Classes 2b-3	Engines, Tractors, & Classes 2b-8	Engines, Tractors, & Truck, & Trailers	20% above Preferred Alternative Stringency	Accelerated Hybrid Adoption	
Center Township (Morgan County), OH	SO _x	Maintenance	100	0.00	0.00	0.00	0.00	0.00	0.00	0.00	0.00	0.00	0.00	0.00
Central Steptoe Valley (White Pine County), NV	SO _x	Maintenance	100	0.00	0.00	0.01	0.01	0.01	0.01	0.01	0.01	0.01	0.01	0.01
Charleston, WV	Ozone	Maintenance	100	0.00	0.03	1.13	1.20	1.21	1.20	1.19	1.15	1.19	1.15	1.15
Charleston, WV	PM _{2.5}	Nonattainment	100	0.00	0.03	1.13	1.20	1.21	1.20	1.19	1.15	1.19	1.15	1.15
Charlotte, NC	CO	Maintenance	100	0.00	0.04	1.42	1.50	1.51	1.50	1.49	1.45	1.49	1.45	1.45
Charlotte-Gastonia-Rock Hill, NC-SC	Ozone	Moderate	50	0.00	0.08	3.19	3.38	3.40	3.38	3.36	3.25	3.36	3.25	3.25
Chattanooga, TN-GA-AL	PM _{2.5}	Nonattainment	100	0.00	0.03	1.09	1.15	1.16	1.16	1.15	1.11	1.15	1.11	1.11
Chattanooga, TN-GA	Ozone	Former Subpart 1	50	0.00	0.03	0.99	1.05	1.05	1.05	1.04	1.01	1.04	1.01	1.01
Chicago-Gary-Lake County, IL-IN	Ozone	Moderate	50	0.00	-9.90	11.93	7.72	8.34	7.34	5.49	2.37	1.36	-3.06	-3.06
Chicago-Gary-Lake County, IL-IN	PM _{2.5}	Nonattainment	100	0.00	-9.90	11.93	7.72	8.34	7.34	5.49	2.37	1.36	-3.06	-3.06
Chico, CA	CO	Maintenance	100	0.00	0.02	0.66	0.70	0.70	0.70	0.70	0.67	0.70	0.67	0.67
Chico, CA	Ozone	Former Subpart 1	50	0.00	0.02	0.66	0.70	0.70	0.70	0.70	0.67	0.70	0.67	0.67
Cincinnati-Hamilton, OH-KY-IN	Ozone	Former Subpart 1	50	0.00	0.20	7.67	8.12	8.18	8.13	8.08	7.82	8.08	7.82	7.82
Cincinnati-Hamilton, OH-KY-IN	PM _{2.5}	Nonattainment	100	0.00	0.20	7.67	8.12	8.18	8.13	8.08	7.82	8.08	7.82	7.82
Clairton & 4 Boroughs, PA	PM ₁₀	Maintenance	100	0.00	0.00	0.03	0.03	0.03	0.03	0.03	0.03	0.03	0.03	0.03
Clark County, NV	PM ₁₀	Serious	70	0.00	0.07	2.82	2.99	3.01	2.99	2.98	2.88	2.98	2.88	2.88
Clarksville-Hopkinsville, TN-KY	Ozone	Maintenance	100	0.00	0.01	0.50	0.53	0.54	0.53	0.53	0.51	0.53	0.51	0.51
Clearfield and Indiana Counties, PA	Ozone	Maintenance	100	0.00	0.01	0.36	0.38	0.38	0.38	0.38	0.37	0.38	0.37	0.37
Cleveland, OH	CO	Maintenance	100	0.00	0.05	1.92	2.04	2.05	2.04	2.03	1.96	2.03	1.96	1.96
Cleveland-Akron-Lorain, OH	Ozone	Maintenance	100	0.00	0.26	9.92	10.50	10.58	10.51	10.45	10.12	10.45	10.12	10.12
Cleveland-Akron-Lorain, OH	PM _{2.5}	Nonattainment	100	0.00	0.26	9.92	10.50	10.58	10.51	10.45	10.12	10.45	10.12	10.12
Coachella Valley, CA	PM ₁₀	Serious	70	0.00	0.03	1.18	1.24	1.25	1.25	1.24	1.20	1.24	1.20	1.20
Colbert County, AL	SO _x	Maintenance	100	0.00	0.00	0.12	0.13	0.13	0.13	0.13	0.13	0.13	0.13	0.13
Colorado Springs, CO	CO	Maintenance	100	0.00	0.03	1.13	1.20	1.20	1.20	1.19	1.15	1.19	1.15	1.15
Columbia Falls, MT	PM ₁₀	Moderate	100	0.00	0.00	0.01	0.01	0.01	0.01	0.01	0.01	0.01	0.01	0.01
Columbia, SC	Ozone	Former Subpart 1	50	0.00	0.03	1.29	1.36	1.37	1.36	1.36	1.31	1.36	1.31	1.31
Columbus, OH	Ozone	Maintenance	100	0.00	0.16	6.24	6.60	6.65	6.61	6.57	6.36	6.57	6.36	6.36
Columbus, OH	PM _{2.5}	Nonattainment	100	0.00	0.16	6.24	6.60	6.65	6.61	6.57	6.36	6.57	6.36	6.36
Conewango Township (Warren County), PA	SO _x	Maintenance	100	0.00	-0.01	0.00	0.00	0.00	0.00	-0.01	-0.01	-0.01	-0.01	-0.01
Coso Junction, CA	PM ₁₀	Moderate	100	0.00	0.00	0.00	0.00	0.00	0.00	0.00	0.00	0.00	0.00	0.00
Cuyahoga County, OH	PM ₁₀	Maintenance	100	0.00	0.09	3.49	3.69	3.72	3.70	3.68	3.56	3.68	3.56	3.56
Cuyahoga County, OH	SO _x	Maintenance	100	0.00	0.09	3.49	3.69	3.72	3.70	3.68	3.56	3.68	3.56	3.56
Dallas-Fort Worth, TX	Ozone	Moderate	50	0.00	0.35	13.31	14.09	14.20	14.11	14.03	13.58	14.03	13.58	13.58
Dayton-Springfield, OH	Ozone	Maintenance	100	0.00	0.08	3.18	3.37	3.39	3.37	3.35	3.24	3.35	3.24	3.24
Dayton-Springfield, OH	PM _{2.5}	Nonattainment	100	0.00	0.08	3.18	3.37	3.39	3.37	3.35	3.24	3.35	3.24	3.24
Denver Metro, CO	PM ₁₀	Maintenance	100	0.00	-4.53	-1.38	-3.62	-3.40	-3.80	-4.57	-5.72	-6.39	-8.11	-8.11
Denver-Boulder, CO	CO	Maintenance	100	0.00	-4.54	-1.63	-3.88	-3.67	-4.06	-4.84	-5.98	-6.65	-8.37	-8.37
Denver-Boulder-Greeley-Fort Collins-Loveland, CO	Ozone	Former Subpart 1	50	0.00	-4.50	-0.20	-2.38	-2.15	-2.55	-3.34	-4.52	-5.15	-6.91	-6.91
Detroit, MI	CO	Maintenance	100	0.00	-3.17	-1.69	-3.29	-3.15	-3.42	-3.95	-4.73	-5.22	-6.39	-6.39
Detroit-Ann Arbor, MI	Ozone	Maintenance	100	0.00	-3.07	12.76	11.88	12.15	11.76	11.09	9.75	9.71	7.94	7.94
Detroit-Ann Arbor, MI	PM _{2.5}	Nonattainment	100	0.00	-3.07	12.76	11.88	12.15	11.76	11.09	9.75	9.71	7.94	7.94
Door County, WI	Ozone	Former Subpart 1	50	0.00	0.00	0.07	0.08	0.08	0.08	0.08	0.07	0.08	0.07	0.07
Douglas (Cochise County), AZ	PM ₁₀	Moderate	100	0.00	0.00	0.13	0.13	0.14	0.13	0.13	0.13	0.13	0.13	0.13

Table D2-16 Emission Changes <u>a/</u> (for Cumulative Impacts) by Nonattainment Area with Alternative Standards for HD Vehicles Diesel Particulate Matter (DPM) 2018														
Nonattainment Area	Pollutant	Status <u>c/</u>	General Conformity Threshold <u>d/</u>	Emissions Changes for Cumulative Impacts (tons/year)										
				Alt. 1	Alt. 2	Alt. 3	Alt. 4	Alt. 6A	Alt. 5	Alt. 6 <u>b/</u>	Alt. 7	Alt. 6B	Alt. 8	
				No Action	Engine Only	Class 8 Tractors	Engines & Classes 7-8 Tractors	15% below Preferred Alternative Stringency	Engines, Classes 7-8 Tractors, & Classes 2b-3	Engines, Tractors, & Classes 2b-8	Engines, Tractors, & Truck, & Trailers	20% above Preferred Alternative Stringency	Accelerated Hybrid Adoption	
Douglas (Cochise County), AZ	SO _x	Maintenance	100	0.00	0.00	0.13	0.13	0.14	0.13	0.13	0.13	0.13	0.13	0.13
Duluth, MN	CO	Maintenance	100	0.00	0.00	0.17	0.17	0.18	0.18	0.17	0.17	0.17	0.17	0.17
Eagle River, AK	PM ₁₀	Moderate	100	0.00	0.00	0.02	0.02	0.02	0.02	0.02	0.02	0.02	0.02	0.02
East Chicago, IN	CO	Maintenance	100	0.00	0.01	0.41	0.44	0.44	0.44	0.44	0.44	0.42	0.44	0.42
East Chicago, IN	PM ₁₀	Maintenance	100	0.00	-8.49	-12.49	-17.15	-16.83	-17.49	-18.83	-20.57	-22.13	-24.91	-24.91
East Helena Area (Lewis and Clark County), MT	SO _x	Nonattainment	100	0.00	0.00	0.00	0.00	0.00	0.00	0.00	0.00	0.00	0.00	0.00
El Paso County, TX	PM ₁₀	Moderate	100	0.00	-2.55	-2.95	-4.31	-4.21	-4.42	-4.83	-5.38	-5.82	-6.69	-6.69
El Paso, TX	CO	Maintenance	100	0.00	0.00	0.06	0.07	0.07	0.07	0.07	0.06	0.07	0.07	0.06
Erie, PA	Ozone	Maintenance	100	0.00	0.01	0.45	0.47	0.48	0.47	0.47	0.45	0.47	0.47	0.45
Essex County (Whiteface Mountain), NY	Ozone	Former Subpart 1	50	0.00	0.00	0.00	0.00	0.00	0.00	0.00	0.00	0.00	0.00	0.00
Eugene-Springfield, OR	CO	Maintenance	100	0.00	0.02	0.88	0.93	0.94	0.93	0.92	0.89	0.92	0.89	0.89
Eugene-Springfield, OR	PM ₁₀	Moderate	100	0.00	0.02	0.88	0.93	0.94	0.93	0.92	0.89	0.92	0.89	0.89
Evansville, IN	Ozone	Maintenance	100	0.00	0.03	1.15	1.22	1.23	1.22	1.22	1.18	1.22	1.22	1.18
Evansville, IN	PM _{2.5}	Nonattainment	100	0.00	0.03	1.15	1.22	1.23	1.22	1.22	1.18	1.22	1.22	1.18
Fairbanks, AK	CO	Maintenance	100	0.00	0.00	0.03	0.04	0.04	0.04	0.03	0.03	0.03	0.03	0.03
Fayetteville, NC	Ozone	Former Subpart 1	50	0.00	0.02	0.58	0.62	0.62	0.62	0.62	0.60	0.62	0.62	0.60
Flathead County; Whitefish and vicinity, MT	PM ₁₀	Moderate	100	0.00	0.00	0.01	0.01	0.01	0.01	0.01	0.01	0.01	0.01	0.01
Flint, MI	Ozone	Maintenance	100	0.00	-0.16	0.76	0.72	0.73	0.71	0.67	0.60	0.60	0.60	0.51
Follansbee, WV	PM ₁₀	Maintenance	100	0.00	0.00	0.00	0.00	0.00	0.00	0.00	0.00	0.00	0.00	0.00
Fort Collins, CO	CO	Maintenance	100	0.00	0.01	0.34	0.36	0.36	0.36	0.35	0.34	0.35	0.35	0.34
Fort Hall Reservation, ID	PM ₁₀	Moderate	100	0.00	0.00	0.00	0.00	0.00	0.00	0.00	0.00	0.00	0.00	0.00
Fort Wayne, IN	Ozone	Maintenance	100	0.00	0.02	0.72	0.76	0.77	0.76	0.76	0.74	0.76	0.76	0.74
Franklin County, PA	Ozone	Maintenance	100	0.00	0.01	0.30	0.32	0.32	0.32	0.31	0.30	0.31	0.31	0.30
Franklin Township (Coshocton County), OH	SO _x	Maintenance	100	0.00	0.00	0.00	0.00	0.00	0.00	0.00	0.00	0.00	0.00	0.00
Frederick County, VA	Ozone	Former Subpart 1	50	0.00	0.01	0.26	0.27	0.27	0.27	0.27	0.26	0.27	0.27	0.26
Fredericksburg, VA	Ozone	Maintenance	100	0.00	0.02	0.78	0.83	0.84	0.83	0.83	0.80	0.83	0.83	0.80
Freehold, NJ	CO	Maintenance	100	0.00	0.00	0.03	0.03	0.03	0.03	0.03	0.03	0.03	0.03	0.03
Fresno, CA	CO	Maintenance	100	0.00	0.03	1.13	1.20	1.21	1.20	1.20	1.16	1.20	1.20	1.16
Grand Rapids, MI	Ozone	Maintenance	100	0.00	0.04	1.58	1.67	1.68	1.67	1.66	1.61	1.66	1.66	1.61
Granite City, Nameoki Townships, IL	PM ₁₀	Maintenance	100	0.00	-0.01	0.06	0.06	0.06	0.06	0.05	0.05	0.05	0.05	0.04
Grant County, NM	SO _x	Maintenance	100	0.00	0.00	0.01	0.01	0.01	0.01	0.01	0.01	0.01	0.01	0.01
Grants Pass, OR	CO	Maintenance	100	0.00	0.00	0.06	0.07	0.07	0.07	0.07	0.06	0.07	0.07	0.06
Grants Pass, OR	PM ₁₀	Maintenance	100	0.00	0.00	0.06	0.07	0.07	0.07	0.07	0.06	0.07	0.07	0.06
Great Falls, MT	CO	Maintenance	100	0.00	0.00	0.04	0.04	0.04	0.04	0.04	0.04	0.04	0.04	0.04
Greater Connecticut, CT	Ozone	Moderate	50	0.00	0.09	3.29	3.48	3.51	3.49	3.47	3.36	3.47	3.47	3.36
Greeley, CO	CO	Maintenance	100	0.00	0.01	0.24	0.25	0.25	0.25	0.25	0.24	0.25	0.25	0.24
Green Bay, WI	SO _x	Maintenance	100	0.00	0.01	0.24	0.26	0.26	0.26	0.26	0.25	0.26	0.26	0.25
Greene County, IN	Ozone	Maintenance	100	0.00	0.00	0.10	0.10	0.10	0.10	0.10	0.10	0.10	0.10	0.10
Greene County, PA	Ozone	Maintenance	100	0.00	0.00	0.09	0.10	0.10	0.10	0.10	0.09	0.10	0.10	0.09
Greensboro-Winston Salem-High Point, NC	Ozone	Marginal	50	0.00	0.13	4.83	5.12	5.15	5.12	5.09	4.93	5.09	5.09	4.93
Greensboro-Winston salem-High Point, NC	PM _{2.5}	Nonattainment	100	0.00	0.13	4.83	5.12	5.15	5.12	5.09	4.93	5.09	5.09	4.93
Greenville-Spartanburg-Anderson, SC	Ozone	Former Subpart 1	50	0.00	0.05	1.80	1.91	1.92	1.91	1.90	1.84	1.90	1.90	1.84
Groveland Township (Tazewell County), IL	SO _x	Maintenance	100	0.00	0.00	0.04	0.05	0.05	0.05	0.05	0.05	0.05	0.05	0.05

Table D2-16 Emission Changes <u>a/</u> (for Cumulative Impacts) by Nonattainment Area with Alternative Standards for HD Vehicles Diesel Particulate Matter (DPM) 2018														
Nonattainment Area	Pollutant	Status <u>c/</u>	General Conformity Threshold <u>d/</u>	Emissions Changes for Cumulative Impacts (tons/year)										
				Alt. 1	Alt. 2	Alt. 3	Alt. 4	Alt. 6A	Alt. 5	Alt. 6 <u>b/</u>	Alt. 7	Alt. 6B	Alt. 8	
				No Action	Engine Only	Class 8 Tractors	Engines & Classes 7-8 Tractors	15% below Preferred Alternative Stringency	Engines, Classes 7-8 Tractors, & Classes 2b-3	Engines, Tractors, & Classes 2b-8	Engines, Tractors, & Truck, & Trailers	20% above Preferred Alternative Stringency	Accelerated Hybrid Adoption	
Hancock-Knox-Lincoln-Waldo Counties, ME	Ozone	Maintenance	100	0.00	0.01	0.23	0.24	0.24	0.24	0.24	0.24	0.23	0.24	0.23
Harrisburg-Lebanon-Carlisle, PA	Ozone	Maintenance	100	0.00	0.08	3.20	3.39	3.42	3.40	3.38	3.27	3.38	3.27	3.27
Harrisburg-Lebanon-Carlisle, PA	PM _{2.5}	Nonattainment	100	0.00	0.08	3.20	3.39	3.42	3.40	3.38	3.27	3.38	3.27	3.27
Hartford-New Britain-Middletown, CT	CO	Maintenance	100	0.00	0.06	2.14	2.27	2.28	2.27	2.26	2.18	2.26	2.18	2.18
Hayden (Pinal County), AZ	SO _x	Nonattainment	100	0.00	0.00	0.02	0.02	0.02	0.02	0.02	0.02	0.02	0.02	0.02
Hayden/Miami, AZ	PM ₁₀	Moderate	100	0.00	0.00	0.07	0.08	0.08	0.08	0.08	0.08	0.08	0.08	0.08
Haywood and Swain Counties (Great Smoky Mountain NP), NC	Ozone	Maintenance	100	0.00	0.00	0.01	0.01	0.01	0.01	0.01	0.01	0.01	0.01	0.01
Hazelwood, PA	SO _x	Maintenance	100	0.00	0.00	0.08	0.08	0.08	0.08	0.08	0.08	0.08	0.08	0.08
Hickory, NC	PM _{2.5}	Nonattainment	100	0.00	0.01	0.36	0.38	0.38	0.38	0.38	0.37	0.38	0.37	0.37
Hickory-Morgantown-Lenoir, NC	Ozone	Former Subpart 1	50	0.00	0.02	0.59	0.62	0.63	0.62	0.62	0.60	0.62	0.60	0.60
Hollis Township, IL	SO _x	Maintenance	100	0.00	0.00	0.00	0.00	0.00	0.00	0.00	0.00	0.00	0.00	0.00
Houston-Galveston-Brazoria, TX	Ozone	Severe	25	0.00	-34.78	-42.30	-60.97	-59.57	-62.36	-67.96	-75.46	-81.55	-93.36	-93.36
Humphreys County, TN	SO _x	Maintenance	100	0.00	0.00	0.01	0.01	0.01	0.01	0.01	0.01	0.01	0.01	0.01
Huntington-Ashland, WV-KY-OH	PM _{2.5}	Nonattainment	100	0.00	-4.61	-6.42	-8.93	-8.75	-9.12	-9.85	-10.81	-11.65	-13.18	-13.18
Huntington-Ashland, WV-KY	Ozone	Maintenance	100	0.00	-4.62	-6.69	-9.22	-9.05	-9.41	-10.14	-11.09	-11.94	-13.46	-13.46
Huron County, MI	Ozone	Maintenance	100	0.00	0.00	0.06	0.06	0.06	0.06	0.06	0.06	0.06	0.06	0.06
Imperial County, CA	Ozone	Moderate	50	0.00	0.01	0.41	0.44	0.44	0.44	0.44	0.42	0.44	0.42	0.42
Imperial Valley, CA	PM ₁₀	Serious	70	0.00	0.01	0.40	0.43	0.43	0.43	0.43	0.41	0.43	0.41	0.41
Indian Wells, CA	PM ₁₀	Maintenance	100	0.00	0.00	0.07	0.07	0.07	0.07	0.07	0.07	0.07	0.07	0.07
Indianapolis, IN	CO	Maintenance	100	0.00	0.18	7.00	7.42	7.47	7.43	7.38	7.14	7.38	7.14	7.14
Indianapolis, IN	Ozone	Maintenance	100	0.00	0.18	7.00	7.42	7.47	7.43	7.38	7.14	7.38	7.14	7.14
Indianapolis, IN	PM _{2.5}	Nonattainment	100	0.00	0.18	7.00	7.42	7.47	7.43	7.38	7.14	7.38	7.14	7.14
Jackson County, IN	Ozone	Maintenance	100	0.00	0.00	0.16	0.17	0.17	0.17	0.17	0.16	0.17	0.16	0.16
Jamestown, NY	Ozone	Former Subpart 1	50	0.00	0.00	0.30	0.32	0.32	0.32	0.31	0.30	0.31	0.30	0.30
Jefferson County, NY	Ozone	Moderate	50	0.00	0.01	0.25	0.26	0.26	0.26	0.26	0.25	0.26	0.25	0.25
Jefferson County, OH	PM ₁₀	Maintenance	100	0.00	0.00	0.02	0.02	0.02	0.02	0.02	0.02	0.02	0.02	0.02
Johnson City-Kingsport-Bristol, TN	Ozone	Former Subpart 1	50	0.00	0.01	0.44	0.46	0.46	0.46	0.46	0.44	0.46	0.44	0.44
Johnstown, PA	Ozone	Maintenance	100	0.00	0.01	0.44	0.47	0.47	0.47	0.47	0.45	0.47	0.45	0.45
Johnstown, PA	PM _{2.5}	Nonattainment	100	0.00	0.01	0.44	0.47	0.47	0.47	0.47	0.45	0.47	0.45	0.45
Juneau, AK	PM ₁₀	Moderate	100	0.00	0.00	0.02	0.02	0.02	0.02	0.02	0.02	0.02	0.02	0.02
Kalamazoo-Battle Creek, MI	Ozone	Maintenance	100	0.00	0.03	1.01	1.07	1.07	1.07	1.06	1.03	1.06	1.03	1.03
Kalispell, MT	PM ₁₀	Moderate	100	0.00	0.00	0.06	0.06	0.06	0.06	0.06	0.06	0.06	0.06	0.06
Kent and Queen Annes Counties, MD	Ozone	Maintenance	100	0.00	0.01	0.28	0.29	0.30	0.30	0.29	0.28	0.29	0.28	0.28
Kent, WA	PM ₁₀	Maintenance	100	0.00	0.00	0.05	0.05	0.05	0.05	0.05	0.05	0.05	0.05	0.05
Kern County (Eastern Kern), CA	Ozone	Former Subpart 1	50	0.00	0.00	0.17	0.18	0.18	0.18	0.18	0.17	0.18	0.17	0.17
Kewaunee County, WI	Ozone	Maintenance	100	0.00	0.00	0.05	0.05	0.05	0.05	0.05	0.05	0.05	0.05	0.05
King County, WA	PM ₁₀	Maintenance	100	0.00	0.00	0.02	0.02	0.02	0.02	0.02	0.02	0.02	0.02	0.02
Klamath Falls, OR	CO	Maintenance	100	0.00	0.01	0.20	0.21	0.21	0.21	0.21	0.20	0.21	0.20	0.20
Klamath Falls, OR	PM ₁₀	Maintenance	100	0.00	0.01	0.20	0.21	0.21	0.21	0.21	0.20	0.21	0.20	0.20
Knoxville, TN	Ozone	Former Subpart 1	50	0.00	0.11	4.06	4.30	4.33	4.30	4.28	4.14	4.28	4.14	4.14
Knoxville, TN	PM _{2.5}	Nonattainment	100	0.00	0.11	4.06	4.30	4.33	4.30	4.28	4.14	4.28	4.14	4.14
La Porte County, IN	SO _x	Maintenance	100	0.00	0.00	0.07	0.07	0.08	0.07	0.07	0.07	0.07	0.07	0.07
LaGrande, OR	PM ₁₀	Maintenance	100	0.00	0.00	0.03	0.03	0.03	0.03	0.03	0.03	0.03	0.03	0.03

Table D2-16 Emission Changes <u>a/</u> (for Cumulative Impacts) by Nonattainment Area with Alternative Standards for HD Vehicles Diesel Particulate Matter (DPM) 2018													
Nonattainment Area	Pollutant	Status <u>c/</u>	General Conformity Threshold <u>d/</u>	Emissions Changes for Cumulative Impacts (tons/year)									
				Alt. 1	Alt. 2	Alt. 3	Alt. 4	Alt. 6A	Alt. 5	Alt. 6 <u>b/</u>	Alt. 7	Alt. 6B	Alt. 8
				No Action	Engine Only	Class 8 Tractors	Engines & Classes 7-8 Tractors	15% below Preferred Alternative Stringency	Engines, Classes 7-8 Tractors, & Classes 2b-3	Engines, Tractors, & Classes 2b-8	Engines, Tractors, & Truck, & Trailers	20% above Preferred Alternative Stringency	Accelerated Hybrid Adoption
Lake County, IN	SO _x	Maintenance	100	0.00	-0.02	0.56	0.57	0.58	0.57	0.56	0.53	0.55	0.51
Lake County, OH	SO _x	Maintenance	100	0.00	0.00	0.07	0.08	0.08	0.08	0.08	0.07	0.08	0.07
Lake County, OR	PM ₁₀	Maintenance	100	0.00	0.00	0.01	0.01	0.01	0.01	0.01	0.01	0.01	0.01
Lake Tahoe North Shore, CA	CO	Maintenance	100	0.00	0.00	0.05	0.06	0.06	0.06	0.06	0.05	0.05	0.05
Lake Tahoe South Shore, CA	CO	Maintenance	100	0.00	0.00	0.11	0.12	0.12	0.12	0.12	0.11	0.12	0.11
Lake Tahoe, NV	CO	Maintenance	100	0.00	0.00	0.04	0.04	0.04	0.04	0.04	0.04	0.04	0.04
Lamar, CO	PM ₁₀	Maintenance	100	0.00	0.00	0.02	0.02	0.02	0.02	0.02	0.02	0.02	0.02
Lame Deer, MT	PM ₁₀	Moderate	100	0.00	0.00	0.00	0.00	0.00	0.00	0.00	0.00	0.00	0.00
Lancaster, PA	Ozone	Maintenance	100	0.00	0.04	1.77	1.87	1.88	1.87	1.86	1.80	1.86	1.80
Lancaster, PA	PM _{2.5}	Nonattainment	100	0.00	0.04	1.77	1.87	1.88	1.87	1.86	1.80	1.86	1.80
Lane County, OR	PM ₁₀	Moderate	100	0.00	0.00	0.00	0.00	0.00	0.00	0.00	0.00	0.00	0.00
Lansing-East Lansing, MI	Ozone	Maintenance	100	0.00	0.02	0.94	1.00	1.01	1.00	1.00	0.96	1.00	0.96
LaPorte, IN	Ozone	Maintenance	100	0.00	0.01	0.20	0.21	0.21	0.21	0.21	0.20	0.21	0.20
Las Vegas, NV	CO	Serious	100	0.00	0.15	5.69	6.03	6.07	6.04	6.00	5.81	6.00	5.81
Las Vegas, NV	Ozone	Former Subpart 1	50	0.00	0.15	5.69	6.03	6.07	6.04	6.00	5.81	6.00	5.81
Lauderdale County, AL	SO _x	Maintenance	100	0.00	0.00	0.18	0.19	0.19	0.19	0.19	0.18	0.19	0.18
Laurel Area (Yellowstone County), MT	SO _x	Nonattainment	100	0.00	0.00	0.00	0.00	0.00	0.00	0.00	0.00	0.00	0.00
Libby, MT	PM ₁₀	Moderate	100	0.00	0.00	0.02	0.02	0.02	0.02	0.02	0.02	0.02	0.02
Libby, MT	PM _{2.5}	Nonattainment	100	0.00	0.00	0.02	0.02	0.02	0.02	0.02	0.02	0.02	0.02
Liberty-Clairton, PA	PM _{2.5}	Nonattainment	100	0.00	0.00	0.03	0.03	0.03	0.03	0.03	0.03	0.03	0.03
Lima, OH	Ozone	Maintenance	100	0.00	-5.87	-8.71	-11.93	-11.71	-12.17	-13.10	-14.30	-15.37	-17.30
Longmont, CO	CO	Maintenance	100	0.00	0.00	0.17	0.18	0.18	0.18	0.18	0.18	0.18	0.18
Lorain County, OH	SO _x	Maintenance	100	0.00	0.00	0.09	0.10	0.10	0.10	0.10	0.09	0.10	0.09
Los Angeles South Coast Air Basin, CA	CO	Maintenance	100	0.00	-12.77	122.21	121.71	123.48	121.27	117.73	109.32	111.28	100.82
Los Angeles South Coast Air Basin, CA	NO _x	Maintenance	100	0.00	-12.77	122.21	121.71	123.48	121.27	117.73	109.32	111.28	100.82
Los Angeles South Coast Air Basin, CA	Ozone	Extreme	10	0.00	-12.77	122.21	121.71	123.48	121.27	117.73	109.32	111.28	100.82
Los Angeles South Coast Air Basin, CA	PM ₁₀	Serious	70	0.00	-12.77	122.21	121.71	123.48	121.27	117.73	109.32	111.28	100.82
Los Angeles South Coast Air Basin, CA	PM _{2.5}	Nonattainment	100	0.00	-12.77	122.21	121.71	123.48	121.27	117.73	109.32	111.28	100.82
Los Angeles-San Bernardino Counties (western Mohave), CA	Ozone	Moderate	50	0.00	0.04	1.33	1.41	1.42	1.41	1.40	1.36	1.40	1.36
Louisville, KY-IN	Ozone	Maintenance	100	0.00	0.12	4.44	4.71	4.74	4.71	4.68	4.53	4.68	4.53
Louisville, KY-IN	PM _{2.5}	Nonattainment	100	0.00	0.12	4.44	4.71	4.74	4.71	4.68	4.53	4.68	4.53
Lowell, MA	CO	Maintenance	100	0.00	0.01	0.22	0.23	0.23	0.23	0.23	0.22	0.23	0.22
Lucas County, OH	SO _x	Maintenance	100	0.00	-0.09	0.45	0.43	0.44	0.43	0.41	0.36	0.37	0.31
Lyons Township, IL	PM ₁₀	Maintenance	100	0.00	-0.04	0.07	0.05	0.06	0.05	0.04	0.03	0.03	0.01
Macon, GA	Ozone	Maintenance	100	0.00	0.02	0.85	0.90	0.91	0.90	0.90	0.87	0.90	0.87
Macon, GA	PM _{2.5}	Nonattainment	100	0.00	0.02	0.85	0.90	0.91	0.90	0.90	0.87	0.90	0.87
Madison and Page Counties (Shenandoah NP), VA	Ozone	Maintenance	100	0.00	0.00	0.01	0.01	0.01	0.01	0.01	0.01	0.01	0.01
Madison, WI	SO _x	Maintenance	100	0.00	0.01	0.46	0.49	0.50	0.49	0.49	0.47	0.49	0.47
Mammoth Lake, CA	PM ₁₀	Moderate	100	0.00	0.00	0.02	0.02	0.02	0.02	0.02	0.02	0.02	0.02
Manchester, NH	CO	Maintenance	100	0.00	0.00	0.16	0.17	0.17	0.17	0.17	0.16	0.17	0.16
Manitowoc County, WI	Ozone	Former Subpart 1	50	0.00	0.01	0.20	0.22	0.22	0.22	0.21	0.21	0.21	0.21
Marion County, IN	SO _x	Maintenance	100	0.00	0.02	0.63	0.67	0.67	0.67	0.67	0.65	0.67	0.65
Mariposa and Tuolumne Counties (Southern Mountain), CA	Ozone	Former Subpart 1	50	0.00	0.01	0.21	0.22	0.22	0.22	0.22	0.21	0.22	0.21

Table D2-16 Emission Changes <u>a/</u> (for Cumulative Impacts) by Nonattainment Area with Alternative Standards for HD Vehicles Diesel Particulate Matter (DPM) 2018														
Nonattainment Area	Pollutant	Status <u>c/</u>	General Conformity Threshold <u>d/</u>	Emissions Changes for Cumulative Impacts (tons/year)										
				Alt. 1	Alt. 2	Alt. 3	Alt. 4	Alt. 6A	Alt. 5	Alt. 6 <u>b/</u>	Alt. 7	Alt. 6B	Alt. 8	
				No Action	Engine Only	Class 8 Tractors	Engines & Classes 7-8 Tractors	15% below Preferred Alternative Stringency	Engines, Classes 7-8 Tractors, & Classes 2b-3	Engines, Tractors, & Classes 2b-8	Engines, Tractors, & Truckers, & Trailers	20% above Preferred Alternative Stringency	Accelerated Hybrid Adoption	
Martinsburg, WV-Hagerstown, MD	PM _{2.5}	Nonattainment	100	0.00	0.02	0.63	0.67	0.67	0.67	0.67	0.66	0.64	0.66	0.64
Mason County, MI	Ozone	Maintenance	100	0.00	0.00	0.05	0.05	0.06	0.05	0.05	0.05	0.05	0.05	0.05
Medford, OR	CO	Maintenance	100	0.00	0.00	0.15	0.16	0.16	0.16	0.16	0.15	0.15	0.15	0.15
Medford-Ashland, OR	PM ₁₀	Maintenance	100	0.00	0.01	0.35	0.37	0.37	0.37	0.37	0.37	0.36	0.37	0.36
Memphis, TN-AR	Ozone	Maintenance	100	0.00	-1.74	-0.70	-1.56	-1.48	-1.63	-1.93	-2.36	-2.62	-2.80	-3.27
Memphis, TN	CO	Maintenance	100	0.00	-1.74	-0.86	-1.74	-1.66	-1.81	-2.10	-2.53	-2.80	-3.44	-3.44
Miami (Gila County), AZ	SO _x	Maintenance	100	0.00	0.00	0.06	0.06	0.06	0.06	0.06	0.06	0.06	0.06	0.06
Millinocket AQCR 109, ME	SO _x	Maintenance	100	0.00	0.00	0.01	0.01	0.01	0.01	0.01	0.01	0.01	0.01	0.01
Milwaukee, WI	SO _x	Maintenance	100	0.00	0.03	1.06	1.13	1.13	1.13	1.12	1.08	1.12	1.12	1.08
Milwaukee-Racine, WI	Ozone	Moderate	50	0.00	0.09	3.51	3.71	3.74	3.72	3.70	3.58	3.70	3.58	3.58
Minneapolis-St Paul, MN	CO	Maintenance	100	0.00	0.29	11.09	11.74	11.83	11.76	11.69	11.32	11.69	11.69	11.32
Minneapolis-St Paul, MN	SO _x	Maintenance	100	0.00	0.29	11.09	11.74	11.83	11.76	11.69	11.32	11.69	11.69	11.32
Missoula, MT	CO	Maintenance	100	0.00	0.01	0.24	0.25	0.25	0.25	0.25	0.24	0.25	0.25	0.24
Missoula, MT	PM ₁₀	Moderate	100	0.00	0.01	0.24	0.25	0.25	0.25	0.25	0.24	0.25	0.25	0.24
Modesto, CA	CO	Maintenance	100	0.00	0.02	0.57	0.61	0.61	0.61	0.61	0.59	0.61	0.61	0.59
Mohave County, AZ	PM ₁₀	Maintenance	100	0.00	0.01	0.19	0.20	0.20	0.20	0.20	0.20	0.20	0.20	0.20
Mono Basin, CA	PM ₁₀	Moderate	100	0.00	0.00	0.00	0.00	0.00	0.00	0.00	0.00	0.00	0.00	0.00
Morenci (Greenlee County), AZ	SO _x	Maintenance	100	0.00	0.00	0.01	0.01	0.01	0.01	0.01	0.01	0.01	0.01	0.01
Morristown, NJ	CO	Maintenance	100	0.00	0.00	0.06	0.06	0.06	0.06	0.06	0.06	0.06	0.06	0.06
Muhlenberg County, KY	SO _x	Maintenance	100	0.00	0.00	0.06	0.06	0.06	0.06	0.06	0.06	0.06	0.06	0.06
Muncie, IN	Ozone	Maintenance	100	0.00	0.01	0.24	0.25	0.26	0.25	0.25	0.24	0.25	0.25	0.24
Murray County (Chattahoochee NF), GA	Ozone	Maintenance	100	0.00	0.00	0.01	0.01	0.01	0.01	0.01	0.01	0.01	0.01	0.01
Muscatine County, IA	SO _x	Maintenance	100	0.00	0.00	0.03	0.03	0.03	0.03	0.03	0.03	0.03	0.03	0.03
Muskegon, MI	Ozone	Maintenance	100	0.00	0.01	0.26	0.27	0.27	0.27	0.27	0.26	0.27	0.27	0.26
Nashua, NH	CO	Maintenance	100	0.00	0.00	0.13	0.13	0.13	0.13	0.13	0.13	0.13	0.13	0.13
Nashville, TN	Ozone	Former Subpart 1	50	0.00	0.08	3.18	3.36	3.39	3.37	3.35	3.24	3.35	3.35	3.24
Nevada County (western part), CA	Ozone	Former Subpart 1	50	0.00	0.01	0.25	0.27	0.27	0.27	0.26	0.26	0.26	0.26	0.26
New Haven County, CT	PM ₁₀	Maintenance	100	0.00	0.01	0.26	0.28	0.28	0.28	0.28	0.27	0.28	0.28	0.27
New Haven-Meriden-Waterbury, CT	CO	Maintenance	100	0.00	0.04	1.58	1.67	1.68	1.67	1.66	1.61	1.66	1.66	1.61
New Manchester-Grant Magisterial District (Hancock County), WV	SO _x	Maintenance	100	0.00	0.00	0.01	0.01	0.01	0.01	0.01	0.01	0.01	0.01	0.01
New York County, NY	PM ₁₀	Moderate	100	0.00	0.02	0.92	0.97	0.98	0.98	0.97	0.94	0.97	0.97	0.93
New York-N. New Jersey-Long Island, NY-NJ-CT	CO	Maintenance	100	0.00	-0.69	42.17	43.79	44.21	43.78	43.21	41.29	42.48	42.48	40.33
New York-N. New Jersey-Long Island, NY-NJ-CT	PM _{2.5}	Nonattainment	100	0.00	-1.39	41.11	42.34	42.78	42.30	41.62	39.56	40.62	40.62	38.24
New York-northern New Jersey-Long Island, NY-NJ-CT	Ozone	Moderate	50	0.00	-1.81	25.26	25.56	25.88	25.50	24.91	23.39	23.91	23.91	22.08
Nogales, AZ	PM ₁₀	Moderate	100	0.00	0.00	0.08	0.08	0.09	0.08	0.08	0.08	0.08	0.08	0.08
Norfolk-Virginia Beach-Newport News, VA	Ozone	Maintenance	100	0.00	-6.47	-6.82	-10.25	-9.98	-10.51	-11.56	-13.00	-14.10	-14.10	-16.34
Ogden, UT	CO	Maintenance	100	0.00	0.01	0.28	0.30	0.30	0.30	0.30	0.29	0.30	0.30	0.29
Ogden, UT	PM ₁₀	Moderate	100	0.00	0.01	0.28	0.30	0.30	0.30	0.30	0.29	0.30	0.30	0.29
Oglesby, IL	PM ₁₀	Maintenance	100	0.00	0.00	0.01	0.01	0.01	0.01	0.01	0.01	0.01	0.01	0.01
Olmsted County, MN	PM ₁₀	Maintenance	100	0.00	0.00	0.04	0.05	0.05	0.05	0.05	0.04	0.05	0.05	0.04
Olympia, Tumwater, Lacey, WA	PM ₁₀	Maintenance	100	0.00	0.01	0.20	0.22	0.22	0.22	0.22	0.21	0.22	0.22	0.21
Owens Valley, CA	PM ₁₀	Serious	70	0.00	0.00	0.01	0.01	0.01	0.01	0.01	0.01	0.01	0.01	0.01
Pagosa Springs, CO	PM ₁₀	Maintenance	100	0.00	0.00	0.00	0.00	0.00	0.00	0.00	0.00	0.00	0.00	0.00

Table D2-16 Emission Changes <u>a/</u> (for Cumulative Impacts) by Nonattainment Area with Alternative Standards for HD Vehicles Diesel Particulate Matter (DPM) 2018														
Nonattainment Area	Pollutant	Status <u>c/</u>	General Conformity Threshold <u>d/</u>	Emissions Changes for Cumulative Impacts (tons/year)										
				Alt. 1	Alt. 2	Alt. 3	Alt. 4	Alt. 6A	Alt. 5	Alt. 6 <u>b/</u>	Alt. 7	Alt. 6B	Alt. 8	
				No Action	Engine Only	Class 8 Tractors	Engines & Classes 7-8 Tractors	15% below Preferred Alternative Stringency	Engines, Classes 7-8 Tractors, & Classes 2b-3	Engines, Tractors, & Classes 2b-8	Engines, Tractors, & Truckers, Trailers	20% above Preferred Alternative Stringency	Accelerated Hybrid Adoption	
Parkersburg-Marietta, WV-OH	Ozone	Maintenance	100	0.00	0.02	0.59	0.62	0.62	0.62	0.62	0.62	0.60	0.62	0.60
Parkersburg-Marietta, WV-OH	PM _{2.5}	Nonattainment	100	0.00	0.02	0.59	0.62	0.62	0.62	0.62	0.62	0.60	0.62	0.60
Payson, AZ	PM ₁₀	Maintenance	100	0.00	0.00	0.04	0.04	0.04	0.04	0.04	0.04	0.04	0.04	0.04
Penns Grove, NJ	CO	Maintenance	100	0.00	0.00	0.00	0.00	0.00	0.00	0.00	0.00	0.00	0.00	0.00
Peoria, IL	SO _x	Maintenance	100	0.00	0.00	0.19	0.20	0.20	0.20	0.20	0.20	0.19	0.20	0.19
Perth Amboy, NJ	CO	Maintenance	100	0.00	-0.70	-0.93	-1.31	-1.28	-1.34	-1.45	-1.60	-1.72	-1.96	-1.96
Philadelphia-Camden County, PA-NJ	CO	Maintenance	100	0.00	0.02	0.79	0.84	0.85	0.84	0.84	0.81	0.83	0.81	0.81
Phildelphia-Wilmington, PA-NY-DE	PM _{2.5}	Nonattainment	100	0.00	-9.93	-6.59	-11.66	-11.21	-12.05	-13.71	-16.08	-17.65	-21.27	-21.27
Phildelphia-Wilmington-Atlantic City, PA-NY-MD-DE	Ozone	Moderate	50	0.00	-9.82	-2.48	-7.32	-6.84	-7.70	-9.39	-11.89	-13.33	-17.09	-17.09
Phoenix, AZ	CO	Maintenance	100	0.00	0.45	17.23	18.24	18.38	18.27	18.16	17.58	18.16	17.58	17.58
Phoenix, AZ	PM ₁₀	Serious	70	0.00	0.45	17.23	18.24	18.38	18.27	18.16	17.58	18.16	17.58	17.58
Phoenix-Mesa, AZ	Ozone	Former Subpart 1	50	0.00	0.23	8.78	9.30	9.37	9.31	9.26	8.96	9.26	8.96	8.96
Pierce County, WA	PM ₁₀	Maintenance	100	0.00	0.00	0.02	0.02	0.02	0.02	0.02	0.02	0.02	0.02	0.02
Pinehurst, ID	PM ₁₀	Moderate	100	0.00	0.00	0.00	0.00	0.00	0.00	0.00	0.00	0.00	0.00	0.00
Pittsburgh, PA	CO	Maintenance	100	0.00	0.00	0.04	0.04	0.04	0.04	0.04	0.04	0.04	0.04	0.04
Pittsburgh-Beaver Valley, PA	Ozone	Former Subpart 1	50	0.00	0.20	7.70	8.15	8.21	8.17	8.12	7.86	8.12	7.86	7.86
Pittsburgh-Beaver Valley, PA	PM _{2.5}	Nonattainment	100	0.00	0.20	7.70	8.15	8.21	8.17	8.12	7.86	8.12	7.86	7.86
Polk County, TN	SO _x	Maintenance	100	0.00	0.00	0.04	0.04	0.04	0.04	0.04	0.04	0.04	0.04	0.04
Polson, MT	PM ₁₀	Moderate	100	0.00	0.00	0.01	0.01	0.01	0.01	0.01	0.01	0.01	0.01	0.01
Portland, ME	Ozone	Maintenance	100	0.00	0.03	1.11	1.17	1.18	1.18	1.17	1.13	1.17	1.13	1.13
Portland, OR	CO	Maintenance	100	0.00	0.02	2.25	2.36	2.38	2.36	2.34	2.26	2.33	2.24	2.24
Portneuf Valley, ID	PM ₁₀	Maintenance	100	0.00	0.00	0.09	0.09	0.09	0.09	0.09	0.09	0.09	0.09	0.09
Poughkeepsie, NY	Ozone	Moderate	50	0.00	0.07	2.59	2.75	2.77	2.75	2.74	2.65	2.74	2.65	2.65
Presque Isle, ME	PM ₁₀	Maintenance	100	0.00	0.00	0.02	0.02	0.02	0.02	0.02	0.02	0.02	0.02	0.02
Providence (entire State), RI	Ozone	Moderate	50	0.00	0.05	1.93	2.04	2.06	2.04	2.03	1.97	2.03	1.97	1.97
Provo, UT	CO	Maintenance	100	0.00	0.01	0.31	0.32	0.33	0.33	0.32	0.31	0.32	0.31	0.31
Raleigh-Durham, NC	CO	Maintenance	100	0.00	0.07	2.50	2.65	2.67	2.65	2.64	2.55	2.64	2.55	2.55
Raleigh-Durham-Chapel Hill, NC	Ozone	Maintenance	100	0.00	0.09	3.42	3.62	3.64	3.62	3.60	3.48	3.60	3.48	3.48
Ramsey County, MN	PM ₁₀	Maintenance	100	0.00	0.00	0.00	0.00	0.00	0.00	0.00	0.00	0.00	0.00	0.00
Reading, PA	Ozone	Maintenance	100	0.00	0.03	1.32	1.40	1.41	1.40	1.39	1.35	1.39	1.34	1.34
Reading, PA	PM _{2.5}	Nonattainment	100	0.00	0.03	1.32	1.40	1.41	1.40	1.39	1.35	1.39	1.34	1.34
Reno, NV	CO	Maintenance	100	0.00	0.01	0.48	0.51	0.52	0.51	0.51	0.49	0.51	0.49	0.49
Rhineland (Oneida County), WI	SO _x	Maintenance	100	0.00	0.00	0.00	0.00	0.00	0.00	0.00	0.00	0.00	0.00	0.00
Richmond-Petersburg, VA	Ozone	Maintenance	100	0.00	0.06	2.42	2.56	2.58	2.56	2.55	2.47	2.55	2.46	2.46
Rillito, AZ	PM ₁₀	Moderate	100	0.00	0.00	0.09	0.10	0.10	0.10	0.09	0.09	0.09	0.09	0.09
Riverside County (Coachella Valley), CA	Ozone	Severe	25	0.00	0.03	1.18	1.24	1.25	1.25	1.24	1.20	1.24	1.20	1.20
Roanoke, VA	Ozone	Former Subpart 1	50	0.00	0.01	0.53	0.56	0.56	0.56	0.55	0.54	0.55	0.54	0.54
Rochester (Olmsted County), MN	SO _x	Maintenance	100	0.00	0.00	0.16	0.17	0.17	0.17	0.17	0.16	0.17	0.16	0.16
Rochester, NY	Ozone	Former Subpart 1	50	0.00	0.07	2.66	2.81	2.83	2.82	2.80	2.71	2.80	2.71	2.71
Rocky Mount, NC	Ozone	Maintenance	100	0.00	0.01	0.37	0.40	0.40	0.40	0.39	0.38	0.39	0.38	0.38
Rome, GA	PM _{2.5}	Nonattainment	100	0.00	0.01	0.24	0.25	0.26	0.25	0.25	0.24	0.25	0.24	0.24
Ronan, MT	PM ₁₀	Moderate	100	0.00	0.00	0.00	0.00	0.00	0.00	0.00	0.00	0.00	0.00	0.00
Rothschild, Rib Mountain, Weston (Marathon County), WI	SO _x	Maintenance	100	0.00	0.00	0.01	0.01	0.01	0.01	0.01	0.01	0.01	0.01	0.01

Table D2-16 Emission Changes <u>a/</u> (for Cumulative Impacts) by Nonattainment Area with Alternative Standards for HD Vehicles Diesel Particulate Matter (DPM) 2018													
Nonattainment Area	Pollutant	Status <u>c/</u>	General Conformity Threshold <u>d/</u>	Emissions Changes for Cumulative Impacts (tons/year)									
				Alt. 1	Alt. 2	Alt. 3	Alt. 4	Alt. 6A	Alt. 5	Alt. 6 <u>b/</u>	Alt. 7	Alt. 6B	Alt. 8
				No Action	Engine Only	Class 8 Tractors	Engines & Classes 7-8 Tractors	15% below Preferred Alternative Stringency	Engines, Classes 7-8 Tractors, & Classes 2b-3	Engines, Tractors, & Classes 2b-8	Engines, Tractors, & Truck, & Trailers	20% above Preferred Alternative Stringency	Accelerated Hybrid Adoption
Sacramento County, CA	PM ₁₀	Moderate	100	0.00	0.07	2.78	2.94	2.97	2.95	2.93	2.84	2.93	2.84
Sacramento Metro, CA	Ozone	Severe	25	0.00	0.13	4.94	5.23	5.27	5.24	5.21	5.04	5.21	5.04
Sacramento, CA	CO	Maintenance	100	0.00	0.08	3.09	3.27	3.29	3.27	3.26	3.15	3.26	3.15
Salem, OR	CO	Maintenance	100	0.00	0.01	0.26	0.28	0.28	0.28	0.28	0.27	0.28	0.27
Salt Lake City, UT	CO	Maintenance	100	0.00	-1.63	-2.07	-2.95	-2.89	-3.02	-3.28	-3.62	-3.91	-4.46
Salt Lake County, UT	PM ₁₀	Moderate	100	0.00	-1.53	1.54	0.87	0.96	0.81	0.53	0.06	-0.10	-0.78
Salt Lake County, UT	SO _x	Nonattainment	100	0.00	0.11	4.02	4.26	4.29	4.27	4.24	4.10	4.24	4.10
San Antonio, TX	Ozone	Former Subpart 1	50	0.00	0.09	3.61	3.82	3.85	3.83	3.80	3.68	3.80	3.68
San Bernardino County, CA	PM ₁₀	Moderate	100	0.00	0.02	0.83	0.88	0.88	0.88	0.87	0.85	0.87	0.85
San Diego, CA	CO	Maintenance	100	0.00	0.41	15.64	16.56	16.68	16.58	16.48	15.95	16.48	15.95
San Diego, CA	Ozone	Former Subpart 1	50	0.00	0.41	15.64	16.56	16.68	16.58	16.48	15.95	16.48	15.95
San Francisco Bay Area, CA	Ozone	Marginal	50	0.00	-13.21	-8.27	-15.00	-14.40	-15.53	-17.74	-20.91	-22.98	-27.82
San Francisco-Oakland-San Jose, CA	CO	Maintenance	100	0.00	-13.17	-6.61	-13.24	-12.63	-13.76	-15.98	-19.21	-21.23	-26.12
San Joaquin Valley, CA	Ozone	Extreme	10	0.00	0.55	25.34	26.77	26.97	26.81	26.63	25.74	26.58	25.67
San Joaquin Valley, CA	PM ₁₀	Maintenance	100	0.00	0.55	25.34	26.77	26.97	26.81	26.63	25.74	26.58	25.67
San Joaquin Valley, CA	PM _{2.5}	Nonattainment	100	0.00	0.55	25.34	26.77	26.97	26.81	26.63	25.74	26.58	25.67
San Manuel (Pinal County), AZ	SO _x	Maintenance	100	0.00	0.00	0.06	0.07	0.07	0.07	0.07	0.06	0.07	0.06
Sanders County (part);Thompson Falls and vicinity, MT	PM ₁₀	Moderate	100	0.00	0.00	0.00	0.00	0.00	0.00	0.00	0.00	0.00	0.00
Scranton-Wilkes Barre, PA	Ozone	Maintenance	100	0.00	0.03	1.33	1.41	1.42	1.41	1.40	1.36	1.40	1.36
Seattle-Tacoma, WA	CO	Maintenance	100	0.00	0.15	5.79	6.13	6.17	6.14	6.10	5.90	6.10	5.90
Sheboygan, WI	Ozone	Moderate	50	0.00	0.01	0.23	0.25	0.25	0.25	0.24	0.24	0.24	0.24
Sheridan, WY	PM ₁₀	Moderate	100	0.00	0.00	0.04	0.05	0.05	0.05	0.05	0.04	0.05	0.04
Shoshone County, ID	PM ₁₀	Moderate	100	0.00	0.00	0.00	0.00	0.00	0.00	0.00	0.00	0.00	0.00
Somerville, NJ	CO	Maintenance	100	0.00	0.00	0.03	0.04	0.04	0.04	0.04	0.03	0.04	0.03
South Bend-Elkhart, IN	Ozone	Maintenance	100	0.00	0.02	0.90	0.95	0.96	0.95	0.95	0.92	0.95	0.92
Southeast Chicago, IL	PM ₁₀	Maintenance	100	0.00	-0.03	0.31	0.31	0.32	0.31	0.30	0.28	0.29	0.26
Spokane County, WA	PM ₁₀	Maintenance	100	0.00	0.02	0.58	0.61	0.62	0.61	0.61	0.59	0.61	0.59
Spokane, WA	CO	Maintenance	100	0.00	0.02	0.57	0.60	0.61	0.61	0.60	0.58	0.60	0.58
Springfield (western MA), MA	Ozone	Moderate	50	0.00	0.05	1.77	1.88	1.89	1.88	1.87	1.81	1.87	1.81
Springfield, MA	CO	Maintenance	100	0.00	0.01	0.28	0.30	0.30	0.30	0.30	0.29	0.30	0.29
St Louis, MO	CO	Maintenance	100	0.00	0.03	1.88	1.98	2.00	1.98	1.97	1.90	1.96	1.89
St Louis, MO-IL	Ozone	Moderate	50	0.00	-26.14	-33.98	-48.12	-47.09	-49.16	-53.35	-58.90	-63.54	-72.33
St. Louis, MO-IL	PM _{2.5}	Nonattainment	100	0.00	-26.14	-34.02	-48.16	-47.13	-49.21	-53.39	-58.94	-63.59	-72.37
State College, PA	Ozone	Maintenance	100	0.00	0.01	0.33	0.35	0.35	0.35	0.35	0.34	0.35	0.34
Steamboat Springs, CO	PM ₁₀	Maintenance	100	0.00	0.00	0.03	0.04	0.04	0.04	0.04	0.03	0.04	0.03
Steubenville & Mingo Junction, OH	SO _x	Maintenance	100	0.00	0.00	0.09	0.09	0.09	0.09	0.09	0.09	0.09	0.09
Steubenville-Weirton, OH-WV	Ozone	Maintenance	100	0.00	-0.04	0.32	0.32	0.33	0.32	0.31	0.29	0.29	0.27
Steubenville-Weirton, OH-WV	PM _{2.5}	Nonattainment	100	0.00	-0.04	0.32	0.32	0.33	0.32	0.31	0.29	0.29	0.27
Stockton, CA	CO	Maintenance	100	0.00	0.02	0.86	0.91	0.92	0.92	0.91	0.88	0.91	0.88
Sutter County (Sutter Buttes), CA	Ozone	Former Subpart 1	50	0.00	0.00	0.00	0.00	0.00	0.00	0.00	0.00	0.00	0.00
Syracuse, NY	CO	Maintenance	100	0.00	0.03	1.03	1.09	1.10	1.09	1.09	1.05	1.09	1.05
Telluride, CO	PM ₁₀	Maintenance	100	0.00	0.00	0.00	0.00	0.00	0.00	0.00	0.00	0.00	0.00
Terre Haute, IN	Ozone	Maintenance	100	0.00	0.01	0.27	0.29	0.29	0.29	0.29	0.28	0.29	0.28

Nonattainment Area	Pollutant	Status ^{c/}	General Conformity Threshold ^{d/}	Emissions Changes for Cumulative Impacts (tons/year)											
				Alt. 1	Alt. 2	Alt. 3	Alt. 4	Alt. 6A	Alt. 5	Alt. 6 ^{b/}	Alt. 7	Alt. 6B	Alt. 8		
				No Action	Engine Only	Class 8 Tractors	Engines & Classes 7-8 Tractors	15% below Preferred Alternative Stringency	Engines, Classes 7-8 Tractors, & Classes 2b-3	Engines, Tractors, & Classes 2b-8	Engines, Tractors, & Trailers	20% above Preferred Alternative Stringency	Accelerated Hybrid Adoption		
Tioga County, PA	Ozone	Maintenance	100	0.00	0.00	0.11	0.12	0.12	0.12	0.12	0.12	0.12	0.12	0.12	0.12
Toledo, OH	Ozone	Maintenance	100	0.00	-6.19	-8.35	-11.71	-11.47	-11.96	-12.94	-14.25	-15.36	-17.42		
Toms River, NJ	CO	Maintenance	100	0.00	0.00	0.19	0.20	0.20	0.20	0.20	0.19	0.20	0.19		
Tooele County, UT	SO _x	Nonattainment	100	0.00	0.01	0.20	0.21	0.21	0.21	0.21	0.20	0.21	0.20		
Trenton, NJ	CO	Maintenance	100	0.00	0.00	0.17	0.18	0.19	0.18	0.18	0.18	0.18	0.18		
Trona, CA	PM ₁₀	Moderate	100	0.00	0.00	0.01	0.01	0.01	0.01	0.01	0.01	0.01	0.01		
Tucson, AZ	CO	Maintenance	100	0.00	0.05	1.91	2.02	2.04	2.02	2.01	1.95	2.01	1.95		
Utah County, UT	PM ₁₀	Moderate	100	0.00	0.02	0.93	0.99	0.99	0.99	0.98	0.95	0.98	0.95		
Vancouver, WA	CO	Maintenance	100	0.00	0.02	0.59	0.62	0.63	0.62	0.62	0.60	0.62	0.60		
Ventura County, CA	Ozone	Serious	50	0.00	0.03	1.56	1.65	1.66	1.65	1.64	1.59	1.64	1.58		
Vermillion County, IN	PM ₁₀	Maintenance	100	0.00	0.00	0.01	0.02	0.02	0.02	0.02	0.01	0.02	0.01		
Vigo County, IN	SO _x	Maintenance	100	0.00	0.01	0.27	0.29	0.29	0.29	0.29	0.28	0.29	0.28		
Wallula, WA	PM ₁₀	Maintenance	100	0.00	0.00	0.00	0.00	0.00	0.00	0.00	0.00	0.00	0.00		
Waltham, MA	CO	Maintenance	100	0.00	0.00	0.11	0.12	0.12	0.12	0.12	0.11	0.12	0.11		
Warren County, NJ	SO _x	Maintenance	100	0.00	0.00	0.07	0.07	0.08	0.07	0.07	0.07	0.07	0.07		
Warren County, PA	SO _x	Nonattainment	100	0.00	0.00	0.02	0.02	0.02	0.02	0.02	0.02	0.02	0.01		
Washington County (Hagerstown), MD	Ozone	Former Subpart 1	50	0.00	0.01	0.42	0.45	0.45	0.45	0.45	0.43	0.45	0.43		
Washington, DC-MD-VA	CO	Maintenance	100	0.00	0.62	23.69	25.09	25.27	25.12	24.98	24.17	24.98	24.17		
Washington, DC-MD-VA	Ozone	Moderate	50	0.00	0.62	23.69	25.09	25.27	25.12	24.98	24.17	24.98	24.17		
Washington, DC-MD-VA	PM _{2.5}	Nonattainment	100	0.00	0.62	23.69	25.09	25.27	25.12	24.98	24.17	24.98	24.17		
Washoe County, NV	PM ₁₀	Serious	70	0.00	0.01	0.48	0.51	0.52	0.51	0.51	0.49	0.51	0.49		
Waterford Township (Washington County), OH	SO _x	Maintenance	100	0.00	0.00	0.01	0.01	0.01	0.01	0.01	0.01	0.01	0.01		
Wayne County, IN	SO _x	Maintenance	100	0.00	0.00	0.15	0.16	0.16	0.16	0.16	0.15	0.16	0.15		
Wayne County, MI	PM ₁₀	Maintenance	100	0.00	-3.26	-4.81	-6.60	-6.48	-6.73	-7.25	-7.91	-8.51	-9.58		
Weirton, WV	PM ₁₀	Maintenance	100	0.00	0.00	0.05	0.05	0.05	0.05	0.05	0.05	0.05	0.05		
Weirton, WV	SO _x	Maintenance	100	0.00	0.00	0.05	0.05	0.05	0.05	0.05	0.05	0.05	0.05		
Wheeling, WV-OH	Ozone	Maintenance	100	0.00	0.02	0.62	0.65	0.66	0.65	0.65	0.63	0.65	0.63		
Wheeling, WV-OH	PM _{2.5}	Nonattainment	100	0.00	0.02	0.62	0.65	0.66	0.65	0.65	0.63	0.65	0.63		
Winston-Salem, NC	CO	Maintenance	100	0.00	0.02	0.81	0.86	0.86	0.86	0.85	0.83	0.85	0.83		
Worcester, MA	CO	Maintenance	100	0.00	0.01	0.42	0.44	0.45	0.44	0.44	0.43	0.44	0.43		
Yakima County, WA	PM ₁₀	Maintenance	100	0.00	0.00	0.18	0.19	0.19	0.19	0.19	0.19	0.19	0.19		
Yakima, WA	CO	Maintenance	100	0.00	0.00	0.07	0.08	0.08	0.08	0.08	0.07	0.08	0.07		
York, PA	Ozone	Maintenance	100	0.00	0.04	1.54	1.63	1.64	1.64	1.63	1.57	1.63	1.57		
York, PA	PM _{2.5}	Nonattainment	100	0.00	0.04	1.54	1.63	1.64	1.64	1.63	1.57	1.63	1.57		
Youngstown-Warren-Sharon, OH-PA	Ozone	Maintenance	100	0.00	0.03	1.30	1.38	1.39	1.38	1.38	1.33	1.38	1.33		
Yuma, AZ	PM ₁₀	Moderate	100	0.00	0.01	0.35	0.37	0.38	0.37	0.37	0.36	0.37	0.36		

^{a/} Negative emissions changes indicate reductions; positive emissions changes are increases. Values of less than 0.005 tons/year are rounded to zero.

^{b/} Preferred Alternative

^{c/} Pollutants for which the area is designated nonattainment or maintenance as of 2010. Source: 40 CFR 81.

^{d/} Emissions thresholds in tons/year of: CO in CO maintenance and nonattainment areas; VOC or NO_x in ozone maintenance and nonattainment areas; primary PM_{2.5} in PM_{2.5} maintenance and nonattainment areas; primary PM₁₀ in PM₁₀ maintenance and nonattainment areas; and SO₂ in SO₂ maintenance and nonattainment areas. Source: 40 CFR § 93.153. These thresholds are provided for information only; a general conformity determination is not required for the proposed actions. (See section 3.3.1.)

Source: EPA (U.S. Environmental Protection Agency). 2010. The Green Book Nonattainment Areas. Washington, District of Columbia. Last Revised: June 16, 2010. U.S. Environmental Protection Agency. Available: <http://www.epa.gov/oaqps001/greenbk/>. Accessed: August 6, 2010.

Table D2-17 Emission Changes <u>a/</u> (for Cumulative Impacts) by Nonattainment Area with Alternative Standards for HD Vehicles Diesel Particulate Matter (DPM) 2030														
Nonattainment Area	Pollutant	Status <u>c/</u>	General Conformity Threshold <u>d/</u>	Emissions Changes for Cumulative Impacts (tons/year)										
				Alt. 1	Alt. 2	Alt. 3	Alt. 4	Alt. 6A	Alt. 5	Alt. 6 <u>b/</u>	Alt. 7	Alt. 6B	Alt. 8	
				No Action	Engine Only	Class 8 Tractors	Engines & Classes 7-8 Tractors	15% below Preferred Alternative Stringency	Engines, Classes 7-8 Tractors, & Classes 2b-3	Engines, Tractors, & Classes 2b-8	Engines, Tractors, & Truckers, & Trailers	20% above Preferred Alternative Stringency	Accelerated Hybrid Adoption	
Addison Township (Gallia County), OH	SO _x	Maintenance	100	0.00	0.00	0.01	0.01	0.01	0.01	0.01	0.01	0.01	0.01	0.01
Ajo (Pima County), AZ	PM ₁₀	Moderate	100	0.00	0.00	0.03	0.03	0.03	0.03	0.03	0.03	0.03	0.03	0.03
Ajo (Pima County), AZ	SO _x	Maintenance	100	0.00	0.00	0.02	0.02	0.02	0.02	0.02	0.02	0.02	0.02	0.02
Albany-Schenectady-Troy, NY	Ozone	Former Subpart 1	50	0.00	0.14	3.21	3.43	3.45	3.43	3.41	3.30	3.43	3.34	3.34
Albuquerque, NM	CO	Maintenance	100	0.00	0.11	2.55	2.73	2.75	2.73	2.72	2.63	2.73	2.66	2.66
Allegan County, MI	Ozone	Former Subpart 1	50	0.00	0.04	1.01	1.08	1.09	1.09	1.08	1.04	1.08	1.06	1.06
Allentown-Bethlehem-Easton, PA	Ozone	Maintenance	100	0.00	0.11	2.67	2.85	2.87	2.85	2.84	2.74	2.85	2.78	2.78
Altoona, PA	Ozone	Maintenance	100	0.00	0.02	0.43	0.46	0.47	0.46	0.46	0.45	0.46	0.45	0.45
Amador and Calveras Counties (Central Mountain), CA	Ozone	Former Subpart 1	50	0.00	0.02	0.51	0.54	0.55	0.55	0.54	0.53	0.55	0.53	0.53
Anchorage, AK	CO	Maintenance	100	0.00	0.01	0.35	0.38	0.38	0.38	0.38	0.36	0.38	0.37	0.37
Anthony, NM	PM ₁₀	Moderate	100	0.00	0.00	0.03	0.04	0.04	0.04	0.04	0.04	0.04	0.04	0.04
Armstrong County, PA	SO _x	Nonattainment	100	0.00	0.00	0.02	0.02	0.02	0.02	0.02	0.02	0.02	0.02	0.02
Aspen, CO	PM ₁₀	Maintenance	100	0.00	0.00	0.03	0.04	0.04	0.04	0.04	0.04	0.04	0.04	0.04
Atlanta, GA	Ozone	Moderate	50	0.00	2.79	65.68	70.12	70.67	70.31	69.88	67.61	70.14	68.40	68.40
Atlanta, GA	PM _{2.5}	Nonattainment	100	0.00	2.79	65.68	70.12	70.67	70.31	69.88	67.61	70.14	68.40	68.40
Atlantic City, NJ	CO	Maintenance	100	0.00	0.00	0.07	0.07	0.07	0.07	0.07	0.07	0.07	0.07	0.07
Bakersfield, CA	CO	Maintenance	100	0.00	-0.12	1.55	1.57	1.57	1.55	1.51	1.43	1.45	1.30	1.30
Baltimore, MD	CO	Maintenance	100	0.00	0.57	13.49	14.40	14.52	14.44	14.36	13.89	14.41	14.05	14.05
Baltimore, MD	Ozone	Moderate	50	0.00	0.57	13.49	14.40	14.52	14.44	14.36	13.89	14.41	14.05	14.05
Baltimore, MD	PM _{2.5}	Nonattainment	100	0.00	0.57	13.49	14.40	14.52	14.44	14.36	13.89	14.41	14.05	14.05
Baton Rouge, LA	Ozone	Moderate	50	0.00	-11.27	-10.59	-16.45	-16.88	-17.79	-19.41	-20.94	-23.24	-29.77	-29.77
Beaumont-Port Arthur, TX	Ozone	Moderate	50	0.00	-13.63	-14.70	-21.88	-22.42	-23.50	-25.44	-27.20	-30.04	-37.84	-37.84
Benton County, TN	SO _x	Maintenance	100	0.00	0.00	0.02	0.02	0.02	0.02	0.02	0.02	0.02	0.02	0.02
Benton Harbor, MI	Ozone	Maintenance	100	0.00	0.05	1.18	1.26	1.27	1.26	1.26	1.21	1.26	1.23	1.23
Benzie County, MI	Ozone	Maintenance	100	0.00	0.01	0.16	0.17	0.18	0.17	0.17	0.17	0.17	0.17	0.17
Berkeley and Jefferson Counties, WV	Ozone	Maintenance	100	0.00	0.04	1.04	1.11	1.11	1.11	1.10	1.07	1.11	1.08	1.08
Billings, MT	CO	Maintenance	100	0.00	-6.03	-7.07	-10.28	-10.52	-10.99	-11.84	-12.60	-13.87	-17.29	-17.29
Birmingham, AL	Ozone	Maintenance	100	0.00	0.12	7.66	8.08	8.14	8.08	8.00	7.70	7.96	7.62	7.62
Birmingham, AL	PM _{2.5}	Nonattainment	100	0.00	0.12	7.66	8.08	8.14	8.08	8.00	7.70	7.96	7.62	7.62
Boise-Northern Ada County, ID	CO	Maintenance	100	0.00	0.13	2.96	3.16	3.18	3.16	3.15	3.04	3.16	3.08	3.08
Boise-Northern Ada County, ID	PM ₁₀	Maintenance	100	0.00	0.13	2.96	3.16	3.18	3.16	3.15	3.04	3.16	3.08	3.08
Bonner County (Sandpoint), ID	PM ₁₀	Moderate	100	0.00	0.00	0.08	0.08	0.08	0.08	0.08	0.08	0.08	0.08	0.08
Boston, MA	CO	Maintenance	100	0.00	0.12	2.89	3.08	3.11	3.09	3.07	2.97	3.08	3.01	3.01
Boston-Lawrence-Worcester (eastern MA), MA	Ozone	Moderate	50	0.00	0.80	18.91	20.19	20.35	20.24	20.12	19.47	20.19	19.69	19.69
Boston-Manchester-Portsmouth (southeast NH), NH	Ozone	Moderate	50	0.00	0.13	2.99	3.19	3.22	3.20	3.18	3.08	3.19	3.11	3.11
Boyd County (part), KY	SO _x	Maintenance	100	0.00	0.00	0.05	0.05	0.06	0.05	0.05	0.05	0.05	0.05	0.05
Buffalo-Niagara Falls, NY	Ozone	Former Subpart 1	50	0.00	0.13	3.07	3.27	3.30	3.28	3.26	3.16	3.27	3.19	3.19
Burlington, NJ	CO	Maintenance	100	0.00	0.00	0.03	0.04	0.04	0.04	0.04	0.03	0.04	0.03	0.03
Butte, MT	PM ₁₀	Moderate	100	0.00	0.01	0.12	0.13	0.13	0.13	0.13	0.12	0.13	0.13	0.13
Canon City, CO	PM ₁₀	Maintenance	100	0.00	0.00	0.09	0.10	0.10	0.10	0.10	0.09	0.10	0.09	0.09
Canton-Massillon, OH	Ozone	Maintenance	100	0.00	-0.85	1.64	1.31	1.30	1.20	1.05	0.83	0.73	0.11	0.11
Canton-Massillon, OH	PM _{2.5}	Nonattainment	100	0.00	-0.85	1.64	1.31	1.30	1.20	1.05	0.83	0.73	0.11	0.11
Case County, MI	Ozone	Maintenance	100	0.00	0.01	0.29	0.31	0.31	0.31	0.31	0.30	0.31	0.30	0.30

Table D2-17 Emission Changes <u>a/</u> (for Cumulative Impacts) by Nonattainment Area with Alternative Standards for HD Vehicles Diesel Particulate Matter (DPM) 2030													
Nonattainment Area	Pollutant	Status <u>c/</u>	General Conformity Threshold <u>d/</u>	Emissions Changes for Cumulative Impacts (tons/year)									
				Alt. 1	Alt. 2	Alt. 3	Alt. 4	Alt. 6A	Alt. 5	Alt. 6 <u>b/</u>	Alt. 7	Alt. 6B	Alt. 8
				No Action	Engine Only	Class 8 Tractors	Engines & Classes 7-8 Tractors	15% below Preferred Alternative Stringency	Engines, Classes 7-8 Tractors, & Classes 2b-3	Engines, Tractors, & Classes 2b-8	Engines, Tractors, & Trailers	20% above Preferred Alternative Stringency	Accelerated Hybrid Adoption
Center Township (Morgan County), OH	SO _x	Maintenance	100	0.00	0.00	0.00	0.00	0.00	0.00	0.00	0.00	0.00	0.00
Central Steptoe Valley (White Pine County), NV	SO _x	Maintenance	100	0.00	0.00	0.01	0.01	0.01	0.01	0.01	0.01	0.01	0.01
Charleston, WV	Ozone	Maintenance	100	0.00	0.14	3.26	3.48	3.51	3.49	3.47	3.35	3.48	3.39
Charleston, WV	PM _{2.5}	Nonattainment	100	0.00	0.14	3.26	3.48	3.51	3.49	3.47	3.35	3.48	3.39
Charlotte, NC	CO	Maintenance	100	0.00	0.15	3.61	3.86	3.89	3.87	3.85	3.72	3.86	3.76
Charlotte-Gastonia-Rock Hill, NC-SC	Ozone	Moderate	50	0.00	0.35	8.28	8.84	8.91	8.86	8.81	8.52	8.84	8.62
Chattanooga, TN-GA-AL	PM _{2.5}	Nonattainment	100	0.00	0.12	2.83	3.03	3.05	3.03	3.02	2.92	3.03	2.95
Chattanooga, TN-GA	Ozone	Former Subpart 1	50	0.00	0.11	2.65	2.83	2.85	2.84	2.82	2.73	2.83	2.76
Chicago-Gary-Lake County, IL-IN	Ozone	Moderate	50	0.00	-13.20	64.93	61.73	61.77	59.98	57.07	52.03	51.75	39.98
Chicago-Gary-Lake County, IL-IN	PM _{2.5}	Nonattainment	100	0.00	-13.20	64.93	61.73	61.77	59.98	57.07	52.03	51.75	39.98
Chico, CA	CO	Maintenance	100	0.00	0.05	1.13	1.20	1.21	1.21	1.20	1.16	1.20	1.17
Chico, CA	Ozone	Former Subpart 1	50	0.00	0.05	1.13	1.20	1.21	1.21	1.20	1.16	1.20	1.17
Cincinnati-Hamilton, OH-KY-IN	Ozone	Former Subpart 1	50	0.00	0.86	20.27	21.64	21.81	21.70	21.57	20.86	21.65	21.11
Cincinnati-Hamilton, OH-KY-IN	PM _{2.5}	Nonattainment	100	0.00	0.86	20.27	21.64	21.81	21.70	21.57	20.86	21.65	21.11
Clairton & 4 Boroughs, PA	PM ₁₀	Maintenance	100	0.00	0.00	0.04	0.04	0.04	0.04	0.04	0.04	0.04	0.04
Clark County, NV	PM ₁₀	Serious	70	0.00	0.04	0.95	1.01	1.02	1.02	1.01	0.98	1.01	0.99
Clarksville-Hopkinsville, TN-KY	Ozone	Maintenance	100	0.00	0.07	1.66	1.77	1.79	1.78	1.77	1.71	1.77	1.73
Clearfield and Indiana Counties, PA	Ozone	Maintenance	100	0.00	0.06	1.47	1.57	1.58	1.57	1.56	1.51	1.57	1.53
Cleveland, OH	CO	Maintenance	100	0.00	0.18	4.25	4.54	4.57	4.55	4.52	4.37	4.54	4.42
Cleveland-Akron-Lorain, OH	Ozone	Maintenance	100	0.00	1.14	26.82	28.64	28.86	28.71	28.54	27.61	28.65	27.93
Cleveland-Akron-Lorain, OH	PM _{2.5}	Nonattainment	100	0.00	1.14	26.82	28.64	28.86	28.71	28.54	27.61	28.65	27.93
Coachella Valley, CA	PM ₁₀	Serious	70	0.00	0.07	1.70	1.81	1.83	1.82	1.81	1.75	1.81	1.77
Colbert County, AL	SO _x	Maintenance	100	0.00	0.01	0.28	0.30	0.30	0.30	0.30	0.29	0.30	0.29
Colorado Springs, CO	CO	Maintenance	100	0.00	0.09	2.00	2.14	2.15	2.14	2.13	2.06	2.14	2.08
Columbia Falls, MT	PM ₁₀	Moderate	100	0.00	0.00	0.03	0.03	0.03	0.03	0.03	0.03	0.03	0.03
Columbia, SC	Ozone	Former Subpart 1	50	0.00	0.16	3.68	3.93	3.96	3.94	3.92	3.79	3.93	3.83
Columbus, OH	Ozone	Maintenance	100	0.00	0.79	18.53	19.78	19.94	19.84	19.72	19.08	19.79	19.30
Columbus, OH	PM _{2.5}	Nonattainment	100	0.00	0.79	18.53	19.78	19.94	19.84	19.72	19.08	19.79	19.30
Conewango Township (Warren County), PA	SO _x	Maintenance	100	0.00	-0.01	0.00	0.00	0.00	0.00	0.00	0.00	0.00	-0.01
Coso Junction, CA	PM ₁₀	Moderate	100	0.00	0.00	0.00	0.00	0.00	0.00	0.00	0.00	0.00	0.00
Cuyahoga County, OH	PM ₁₀	Maintenance	100	0.00	0.33	7.74	8.26	8.33	8.28	8.23	7.97	8.27	8.06
Cuyahoga County, OH	SO _x	Maintenance	100	0.00	0.33	7.74	8.26	8.33	8.28	8.23	7.97	8.27	8.06
Dallas-Fort Worth, TX	Ozone	Moderate	50	0.00	0.86	20.23	21.60	21.77	21.66	21.53	20.83	21.61	21.07
Dayton-Springfield, OH	Ozone	Maintenance	100	0.00	0.35	8.29	8.85	8.92	8.87	8.82	8.53	8.85	8.63
Dayton-Springfield, OH	PM _{2.5}	Nonattainment	100	0.00	0.35	8.29	8.85	8.92	8.87	8.82	8.53	8.85	8.63
Denver Metro, CO	PM ₁₀	Maintenance	100	0.00	-7.01	0.47	-2.84	-3.06	-3.68	-4.79	-6.03	-7.24	-11.68
Denver-Boulder, CO	CO	Maintenance	100	0.00	-7.03	0.01	-3.34	-3.56	-4.19	-5.28	-6.51	-7.74	-12.16
Denver-Boulder-Greeley-Fort Collins-Loveland, CO	Ozone	Former Subpart 1	50	0.00	-6.90	3.00	-0.14	-0.34	-0.98	-2.10	-3.43	-4.54	-9.04
Detroit, MI	CO	Maintenance	100	0.00	-4.69	4.37	2.34	2.23	1.77	0.98	-0.03	-0.71	-3.90
Detroit-Ann Arbor, MI	Ozone	Maintenance	100	0.00	-2.86	57.34	58.70	59.01	58.22	57.02	54.11	55.39	50.54
Detroit-Ann Arbor, MI	PM _{2.5}	Nonattainment	100	0.00	-2.86	57.34	58.70	59.01	58.22	57.02	54.11	55.39	50.54
Door County, WI	Ozone	Former Subpart 1	50	0.00	0.01	0.23	0.25	0.25	0.25	0.25	0.24	0.25	0.24
Douglas (Cochise County), AZ	PM ₁₀	Moderate	100	0.00	0.01	0.34	0.36	0.36	0.36	0.36	0.35	0.36	0.35

Table D2-17 Emission Changes <u>a/</u> (for Cumulative Impacts) by Nonattainment Area with Alternative Standards for HD Vehicles Diesel Particulate Matter (DPM) 2030													
Nonattainment Area	Pollutant	Status <u>c/</u>	General Conformity Threshold <u>d/</u>	Emissions Changes for Cumulative Impacts (tons/year)									
				Alt. 1	Alt. 2	Alt. 3	Alt. 4	Alt. 6A	Alt. 5	Alt. 6 <u>b/</u>	Alt. 7	Alt. 6B	Alt. 8
				No Action	Engine Only	Class 8 Tractors	Engines & Classes 7-8 Tractors	15% below Preferred Alternative Stringency	Engines, Classes 7-8 Tractors, & Classes 2b-3	Engines, Tractors, & Classes 2b-8	Engines, Tractors, & Truckers, Trailers	20% above Preferred Alternative Stringency	Accelerated Hybrid Adoption
Douglas (Cochise County), AZ	SO _x	Maintenance	100	0.00	0.01	0.34	0.36	0.36	0.36	0.36	0.35	0.36	0.35
Duluth, MN	CO	Maintenance	100	0.00	0.02	0.41	0.43	0.44	0.43	0.43	0.42	0.43	0.42
Eagle River, AK	PM ₁₀	Moderate	100	0.00	0.00	0.02	0.02	0.02	0.02	0.02	0.02	0.02	0.02
East Chicago, IN	CO	Maintenance	100	0.00	0.04	0.99	1.05	1.06	1.06	1.05	1.02	1.06	1.03
East Chicago, IN	PM ₁₀	Maintenance	100	0.00	-13.41	-15.53	-22.64	-23.18	-24.23	-26.12	-27.81	-30.64	-38.25
East Helena Area (Lewis and Clark County), MT	SO _x	Nonattainment	100	0.00	0.00	0.01	0.01	0.01	0.01	0.01	0.01	0.01	0.01
El Paso County, TX	PM ₁₀	Moderate	100	0.00	-4.02	-3.90	-6.00	-6.15	-6.48	-7.05	-7.59	-8.42	-10.74
El Paso, TX	CO	Maintenance	100	0.00	0.00	0.07	0.07	0.07	0.07	0.07	0.07	0.07	0.07
Erie, PA	Ozone	Maintenance	100	0.00	0.05	1.29	1.38	1.39	1.38	1.37	1.32	1.37	1.33
Essex County (Whiteface Mountain), NY	Ozone	Former Subpart 1	50	0.00	0.00	0.01	0.01	0.01	0.01	0.01	0.01	0.01	0.01
Eugene-Springfield, OR	CO	Maintenance	100	0.00	0.08	1.82	1.94	1.96	1.95	1.94	1.87	1.94	1.90
Eugene-Springfield, OR	PM ₁₀	Moderate	100	0.00	0.08	1.82	1.94	1.96	1.95	1.94	1.87	1.94	1.90
Evansville, IN	Ozone	Maintenance	100	0.00	0.15	3.57	3.81	3.84	3.82	3.80	3.68	3.82	3.72
Evansville, IN	PM _{2.5}	Nonattainment	100	0.00	0.15	3.57	3.81	3.84	3.82	3.80	3.68	3.82	3.72
Fairbanks, AK	CO	Maintenance	100	0.00	0.00	0.08	0.08	0.08	0.08	0.08	0.08	0.08	0.08
Fayetteville, NC	Ozone	Former Subpart 1	50	0.00	0.06	1.31	1.40	1.41	1.40	1.39	1.35	1.40	1.36
Flathead County; Whitefish and vicinity, MT	PM ₁₀	Moderate	100	0.00	0.00	0.04	0.04	0.04	0.04	0.04	0.04	0.04	0.04
Flint, MI	Ozone	Maintenance	100	0.00	-0.14	3.12	3.21	3.22	3.18	3.12	2.96	3.03	2.78
Follansbee, WV	PM ₁₀	Maintenance	100	0.00	0.00	0.00	0.00	0.00	0.00	0.00	0.00	0.00	0.00
Fort Collins, CO	CO	Maintenance	100	0.00	0.03	0.68	0.72	0.73	0.72	0.72	0.70	0.72	0.70
Fort Hall Reservation, ID	PM ₁₀	Moderate	100	0.00	0.00	0.00	0.00	0.00	0.00	0.00	0.00	0.00	0.00
Fort Wayne, IN	Ozone	Maintenance	100	0.00	0.09	2.09	2.23	2.25	2.23	2.22	2.15	2.23	2.17
Franklin County, PA	Ozone	Maintenance	100	0.00	0.04	1.01	1.08	1.09	1.09	1.08	1.04	1.08	1.06
Franklin Township (Coshocton County), OH	SO _x	Maintenance	100	0.00	0.00	0.00	0.00	0.00	0.00	0.00	0.00	0.00	0.00
Frederick County, VA	Ozone	Former Subpart 1	50	0.00	0.03	0.67	0.72	0.73	0.72	0.72	0.69	0.72	0.70
Fredericksburg, VA	Ozone	Maintenance	100	0.00	0.06	1.30	1.39	1.40	1.39	1.38	1.34	1.39	1.35
Freehold, NJ	CO	Maintenance	100	0.00	0.00	0.03	0.03	0.03	0.03	0.03	0.03	0.03	0.03
Fresno, CA	CO	Maintenance	100	0.00	0.09	2.19	2.33	2.35	2.34	2.33	2.25	2.33	2.28
Grand Rapids, MI	Ozone	Maintenance	100	0.00	0.24	5.59	5.97	6.02	5.99	5.95	5.76	5.97	5.82
Granite City, Nameoki Townships, IL	PM ₁₀	Maintenance	100	0.00	-0.01	0.21	0.21	0.21	0.21	0.20	0.19	0.20	0.18
Grant County, NM	SO _x	Maintenance	100	0.00	0.00	0.01	0.01	0.01	0.01	0.01	0.01	0.01	0.01
Grants Pass, OR	CO	Maintenance	100	0.00	0.01	0.15	0.16	0.16	0.16	0.16	0.15	0.16	0.15
Grants Pass, OR	PM ₁₀	Maintenance	100	0.00	0.01	0.15	0.16	0.16	0.16	0.16	0.15	0.16	0.15
Great Falls, MT	CO	Maintenance	100	0.00	0.00	0.09	0.10	0.10	0.10	0.10	0.10	0.10	0.10
Greater Connecticut, CT	Ozone	Moderate	50	0.00	0.16	3.75	4.00	4.04	4.02	3.99	3.86	4.01	3.91
Greeley, CO	CO	Maintenance	100	0.00	0.02	0.56	0.59	0.60	0.60	0.59	0.57	0.59	0.58
Green Bay, WI	SO _x	Maintenance	100	0.00	0.03	0.60	0.64	0.65	0.64	0.64	0.62	0.64	0.63
Greene County, IN	Ozone	Maintenance	100	0.00	0.01	0.28	0.30	0.30	0.30	0.30	0.29	0.30	0.29
Greene County, PA	Ozone	Maintenance	100	0.00	0.01	0.18	0.20	0.20	0.20	0.20	0.19	0.20	0.19
Greensboro-Winston Salem-High Point, NC	Ozone	Marginal	50	0.00	0.48	11.37	12.14	12.23	12.17	12.10	11.70	12.14	11.84
Greensboro-Winston salem-High Point, NC	PM _{2.5}	Nonattainment	100	0.00	0.48	11.37	12.14	12.23	12.17	12.10	11.70	12.14	11.84
Greenville-Spartanburg-Anderson, SC	Ozone	Former Subpart 1	50	0.00	0.21	4.99	5.33	5.37	5.35	5.31	5.14	5.33	5.20
Groveland Township (Tazewell County), IL	SO _x	Maintenance	100	0.00	0.01	0.13	0.14	0.14	0.14	0.14	0.14	0.14	0.14

Table D2-17 Emission Changes <u>a/</u> (for Cumulative Impacts) by Nonattainment Area with Alternative Standards for HD Vehicles Diesel Particulate Matter (DPM) 2030														
Nonattainment Area	Pollutant	Status <u>c/</u>	General Conformity Threshold <u>d/</u>	Emissions Changes for Cumulative Impacts (tons/year)										
				Alt. 1	Alt. 2	Alt. 3	Alt. 4	Alt. 6A	Alt. 5	Alt. 6 <u>b/</u>	Alt. 7	Alt. 6B	Alt. 8	
				No Action	Engine Only	Class 8 Tractors	Engines & Classes 7-8 Tractors	15% below Preferred Alternative Stringency	Engines, Classes 7-8 Tractors, & Classes 2b-3	Engines, Tractors, & Classes 2b-8	Engines, Tractors, & Truck, & Trailers	20% above Preferred Alternative Stringency	Accelerated Hybrid Adoption	
Hancock-Knox-Lincoln-Waldo Counties, ME	Ozone	Maintenance	100	0.00	0.02	0.57	0.61	0.62	0.61	0.61	0.61	0.59	0.61	0.60
Harrisburg-Lebanon-Carlisle, PA	Ozone	Maintenance	100	0.00	0.46	10.73	11.46	11.55	11.49	11.42	11.42	11.05	11.46	11.18
Harrisburg-Lebanon-Carlisle, PA	PM _{2.5}	Nonattainment	100	0.00	0.46	10.73	11.46	11.55	11.49	11.42	11.42	11.05	11.46	11.18
Hartford-New Britain-Middletown, CT	CO	Maintenance	100	0.00	0.11	2.59	2.76	2.78	2.77	2.75	2.75	2.66	2.76	2.69
Hayden (Pinal County), AZ	SO _x	Nonattainment	100	0.00	0.00	0.04	0.05	0.05	0.05	0.05	0.05	0.05	0.05	0.05
Hayden/Miami, AZ	PM ₁₀	Moderate	100	0.00	0.01	0.15	0.16	0.16	0.16	0.16	0.16	0.16	0.16	0.16
Haywood and Swain Counties (Great Smoky Mountain NP), NC	Ozone	Maintenance	100	0.00	0.00	0.03	0.03	0.03	0.03	0.03	0.03	0.03	0.03	0.03
Hazelwood, PA	SO _x	Maintenance	100	0.00	0.00	0.12	0.13	0.13	0.13	0.12	0.12	0.12	0.12	0.12
Hickory, NC	PM _{2.5}	Nonattainment	100	0.00	0.03	0.77	0.82	0.83	0.82	0.82	0.82	0.79	0.82	0.80
Hickory-Morgantown-Lenoir, NC	Ozone	Former Subpart 1	50	0.00	0.06	1.37	1.46	1.47	1.46	1.45	1.45	1.41	1.46	1.42
Hollis Township, IL	SO _x	Maintenance	100	0.00	0.00	0.01	0.01	0.01	0.01	0.01	0.01	0.01	0.01	0.01
Houston-Galveston-Brazoria, TX	Ozone	Severe	25	0.00	-54.68	-48.82	-77.14	-79.23	-83.65	-91.55	-99.07	-110.14	-141.96	-141.96
Humphreys County, TN	SO _x	Maintenance	100	0.00	0.00	0.05	0.05	0.05	0.05	0.05	0.05	0.05	0.05	0.05
Huntington-Ashland, WV-KY-OH	PM _{2.5}	Nonattainment	100	0.00	-7.26	-7.40	-11.21	-11.49	-12.07	-13.11	-14.06	-15.56	-19.74	-19.74
Huntington-Ashland, WV-KY	Ozone	Maintenance	100	0.00	-7.29	-8.17	-12.03	-12.32	-12.89	-13.93	-14.86	-16.39	-20.54	-20.54
Huron County, MI	Ozone	Maintenance	100	0.00	0.01	0.19	0.20	0.20	0.20	0.20	0.19	0.20	0.20	0.20
Imperial County, CA	Ozone	Moderate	50	0.00	0.04	1.01	1.08	1.09	1.09	1.08	1.04	1.08	1.06	1.06
Imperial Valley, CA	PM ₁₀	Serious	70	0.00	0.04	0.99	1.06	1.07	1.06	1.06	1.02	1.06	1.03	1.03
Indian Wells, CA	PM ₁₀	Maintenance	100	0.00	0.01	0.13	0.14	0.14	0.14	0.14	0.13	0.14	0.14	0.14
Indianapolis, IN	CO	Maintenance	100	0.00	0.85	19.89	21.23	21.40	21.29	21.16	20.47	21.24	20.71	20.71
Indianapolis, IN	Ozone	Maintenance	100	0.00	0.85	19.89	21.23	21.40	21.29	21.16	20.47	21.24	20.71	20.71
Indianapolis, IN	PM _{2.5}	Nonattainment	100	0.00	0.85	19.89	21.23	21.40	21.29	21.16	20.47	21.24	20.71	20.71
Jackson County, IN	Ozone	Maintenance	100	0.00	0.03	0.59	0.63	0.64	0.63	0.63	0.63	0.61	0.63	0.62
Jamestown, NY	Ozone	Former Subpart 1	50	0.00	0.03	0.83	0.88	0.89	0.88	0.87	0.84	0.87	0.85	0.85
Jefferson County, NY	Ozone	Moderate	50	0.00	0.02	0.54	0.58	0.58	0.58	0.58	0.56	0.58	0.57	0.57
Jefferson County, OH	PM ₁₀	Maintenance	100	0.00	0.00	0.04	0.04	0.04	0.04	0.04	0.04	0.04	0.04	0.04
Johnson City-Kingsport-Bristol, TN	Ozone	Former Subpart 1	50	0.00	0.05	1.12	1.20	1.21	1.20	1.20	1.16	1.20	1.17	1.17
Johnstown, PA	Ozone	Maintenance	100	0.00	0.03	0.75	0.80	0.81	0.80	0.80	0.77	0.80	0.78	0.78
Johnstown, PA	PM _{2.5}	Nonattainment	100	0.00	0.03	0.75	0.80	0.81	0.80	0.80	0.77	0.80	0.78	0.78
Juneau, AK	PM ₁₀	Moderate	100	0.00	0.00	0.03	0.03	0.03	0.03	0.03	0.03	0.03	0.03	0.03
Kalamazoo-Battle Creek, MI	Ozone	Maintenance	100	0.00	0.14	3.39	3.62	3.64	3.63	3.60	3.49	3.62	3.53	3.53
Kalispell, MT	PM ₁₀	Moderate	100	0.00	0.01	0.14	0.15	0.15	0.15	0.15	0.15	0.15	0.15	0.15
Kent and Queen Annes Counties, MD	Ozone	Maintenance	100	0.00	0.02	0.37	0.39	0.40	0.40	0.39	0.38	0.39	0.39	0.39
Kent, WA	PM ₁₀	Maintenance	100	0.00	0.01	0.12	0.13	0.13	0.13	0.13	0.12	0.13	0.12	0.12
Kern County (Eastern Kern), CA	Ozone	Former Subpart 1	50	0.00	0.01	0.32	0.35	0.35	0.35	0.35	0.33	0.35	0.34	0.34
Kewaunee County, WI	Ozone	Maintenance	100	0.00	0.01	0.16	0.17	0.17	0.17	0.17	0.16	0.17	0.16	0.16
King County, WA	PM ₁₀	Maintenance	100	0.00	0.00	0.05	0.05	0.05	0.05	0.05	0.05	0.05	0.05	0.05
Klamath Falls, OR	CO	Maintenance	100	0.00	0.02	0.41	0.43	0.44	0.43	0.43	0.42	0.43	0.42	0.42
Klamath Falls, OR	PM ₁₀	Maintenance	100	0.00	0.02	0.41	0.43	0.44	0.43	0.43	0.42	0.43	0.42	0.42
Knoxville, TN	Ozone	Former Subpart 1	50	0.00	0.57	13.34	14.25	14.36	14.28	14.20	13.74	14.25	13.90	13.90
Knoxville, TN	PM _{2.5}	Nonattainment	100	0.00	0.57	13.34	14.25	14.36	14.28	14.20	13.74	14.25	13.90	13.90
La Porte County, IN	SO _x	Maintenance	100	0.00	0.01	0.30	0.32	0.32	0.32	0.32	0.31	0.32	0.31	0.31
LaGrande, OR	PM ₁₀	Maintenance	100	0.00	0.00	0.06	0.06	0.06	0.06	0.06	0.06	0.06	0.06	0.06

Table D2-17 Emission Changes <u>a/</u> (for Cumulative Impacts) by Nonattainment Area with Alternative Standards for HD Vehicles Diesel Particulate Matter (DPM) 2030													
Nonattainment Area	Pollutant	Status <u>c/</u>	General Conformity Threshold <u>d/</u>	Emissions Changes for Cumulative Impacts (tons/year)									
				Alt. 1	Alt. 2	Alt. 3	Alt. 4	Alt. 6A	Alt. 5	Alt. 6 <u>b/</u>	Alt. 7	Alt. 6B	Alt. 8
				No Action	Engine Only	Class 8 Tractors	Engines & Classes 7-8 Tractors	15% below Preferred Alternative Stringency	Engines, Classes 7-8 Tractors, & Classes 2b-3	Engines, Tractors, & Classes 2b-8	Engines, Tractors, & Truck, & Trailers	20% above Preferred Alternative Stringency	Accelerated Hybrid Adoption
Lake County, IN	SO _x	Maintenance	100	0.00	0.00	1.38	1.44	1.45	1.44	1.42	1.36	1.41	1.33
Lake County, OH	SO _x	Maintenance	100	0.00	0.01	0.19	0.20	0.21	0.20	0.20	0.20	0.20	0.20
Lake County, OR	PM ₁₀	Maintenance	100	0.00	0.00	0.03	0.03	0.03	0.03	0.03	0.03	0.03	0.03
Lake Tahoe North Shore, CA	CO	Maintenance	100	0.00	0.00	0.07	0.08	0.08	0.08	0.08	0.07	0.08	0.07
Lake Tahoe South Shore, CA	CO	Maintenance	100	0.00	0.01	0.18	0.19	0.19	0.19	0.19	0.18	0.19	0.18
Lake Tahoe, NV	CO	Maintenance	100	0.00	0.00	0.05	0.05	0.05	0.05	0.05	0.05	0.05	0.05
Lamar, CO	PM ₁₀	Maintenance	100	0.00	0.00	0.04	0.04	0.04	0.04	0.04	0.04	0.04	0.04
Lame Deer, MT	PM ₁₀	Moderate	100	0.00	0.00	0.01	0.01	0.01	0.01	0.01	0.01	0.01	0.01
Lancaster, PA	Ozone	Maintenance	100	0.00	0.18	4.30	4.59	4.62	4.60	4.57	4.42	4.59	4.47
Lancaster, PA	PM _{2.5}	Nonattainment	100	0.00	0.18	4.30	4.59	4.62	4.60	4.57	4.42	4.59	4.47
Lane County, OR	PM ₁₀	Moderate	100	0.00	0.00	0.01	0.01	0.01	0.01	0.01	0.01	0.01	0.01
Lansing-East Lansing, MI	Ozone	Maintenance	100	0.00	0.14	3.22	3.44	3.47	3.45	3.43	3.32	3.44	3.36
LaPorte, IN	Ozone	Maintenance	100	0.00	0.04	0.84	0.89	0.90	0.90	0.89	0.86	0.89	0.87
Las Vegas, NV	CO	Serious	100	0.00	0.08	1.91	2.04	2.06	2.05	2.04	1.97	2.04	1.99
Las Vegas, NV	Ozone	Former Subpart 1	50	0.00	0.08	1.91	2.04	2.06	2.05	2.04	1.97	2.04	1.99
Lauderdale County, AL	SO _x	Maintenance	100	0.00	0.02	0.41	0.43	0.44	0.44	0.43	0.42	0.43	0.42
Laurel Area (Yellowstone County), MT	SO _x	Nonattainment	100	0.00	0.00	0.01	0.01	0.01	0.01	0.01	0.01	0.01	0.01
Libby, MT	PM ₁₀	Moderate	100	0.00	0.00	0.05	0.05	0.05	0.05	0.05	0.05	0.05	0.05
Libby, MT	PM _{2.5}	Nonattainment	100	0.00	0.00	0.05	0.05	0.05	0.05	0.05	0.05	0.05	0.05
Liberty-Clairton, PA	PM _{2.5}	Nonattainment	100	0.00	0.00	0.04	0.04	0.04	0.04	0.04	0.04	0.04	0.04
Lima, OH	Ozone	Maintenance	100	0.00	-9.27	-10.75	-15.67	-16.04	-16.77	-18.08	-19.25	-21.20	-26.47
Longmont, CO	CO	Maintenance	100	0.00	0.01	0.34	0.36	0.36	0.36	0.36	0.35	0.36	0.35
Lorain County, OH	SO _x	Maintenance	100	0.00	0.01	0.23	0.24	0.25	0.24	0.24	0.23	0.24	0.24
Los Angeles South Coast Air Basin, CA	CO	Maintenance	100	0.00	-18.58	150.45	148.75	149.22	146.15	141.28	131.70	133.14	113.42
Los Angeles South Coast Air Basin, CA	NO _x	Maintenance	100	0.00	-18.58	150.45	148.75	149.22	146.15	141.28	131.70	133.14	113.42
Los Angeles South Coast Air Basin, CA	Ozone	Extreme	10	0.00	-18.58	150.45	148.75	149.22	146.15	141.28	131.70	133.14	113.42
Los Angeles South Coast Air Basin, CA	PM ₁₀	Serious	70	0.00	-18.58	150.45	148.75	149.22	146.15	141.28	131.70	133.14	113.42
Los Angeles South Coast Air Basin, CA	PM _{2.5}	Nonattainment	100	0.00	-18.58	150.45	148.75	149.22	146.15	141.28	131.70	133.14	113.42
Los Angeles-San Bernardino Counties (western Mohave), CA	Ozone	Moderate	50	0.00	0.08	1.77	1.89	1.91	1.90	1.88	1.82	1.89	1.84
Louisville, KY-IN	Ozone	Maintenance	100	0.00	0.60	14.05	15.00	15.11	15.04	14.95	14.46	15.00	14.63
Louisville, KY-IN	PM _{2.5}	Nonattainment	100	0.00	0.60	14.05	15.00	15.11	15.04	14.95	14.46	15.00	14.63
Lowell, MA	CO	Maintenance	100	0.00	0.02	0.41	0.44	0.44	0.44	0.44	0.43	0.44	0.43
Lucas County, OH	SO _x	Maintenance	100	0.00	-0.10	1.20	1.21	1.21	1.19	1.16	1.09	1.11	0.99
Lyons Township, IL	PM ₁₀	Maintenance	100	0.00	-0.05	0.29	0.28	0.28	0.27	0.26	0.24	0.24	0.20
Macon, GA	Ozone	Maintenance	100	0.00	0.06	1.32	1.40	1.42	1.41	1.40	1.35	1.40	1.37
Macon, GA	PM _{2.5}	Nonattainment	100	0.00	0.06	1.32	1.40	1.42	1.41	1.40	1.35	1.40	1.37
Madison and Page Counties (Shenandoah NP), VA	Ozone	Maintenance	100	0.00	0.00	0.01	0.01	0.01	0.01	0.01	0.01	0.01	0.01
Madison, WI	SO _x	Maintenance	100	0.00	0.06	1.40	1.50	1.51	1.50	1.49	1.44	1.50	1.46
Mammoth Lake, CA	PM ₁₀	Moderate	100	0.00	0.00	0.05	0.05	0.05	0.05	0.05	0.05	0.05	0.05
Manchester, NH	CO	Maintenance	100	0.00	0.01	0.31	0.33	0.33	0.33	0.33	0.32	0.33	0.32
Manitowoc County, WI	Ozone	Former Subpart 1	50	0.00	0.03	0.82	0.87	0.88	0.87	0.87	0.84	0.87	0.85
Marion County, IN	SO _x	Maintenance	100	0.00	0.06	1.38	1.48	1.49	1.48	1.47	1.43	1.48	1.44
Mariposa and Tuolumne Counties (Southern Mountain), CA	Ozone	Former Subpart 1	50	0.00	0.01	0.31	0.33	0.33	0.33	0.33	0.32	0.33	0.32

Table D2-17 Emission Changes <u>a/</u> (for Cumulative Impacts) by Nonattainment Area with Alternative Standards for HD Vehicles Diesel Particulate Matter (DPM) 2030													
Nonattainment Area	Pollutant	Status <u>c/</u>	General Conformity Threshold <u>d/</u>	Emissions Changes for Cumulative Impacts (tons/year)									
				Alt. 1	Alt. 2	Alt. 3	Alt. 4	Alt. 6A	Alt. 5	Alt. 6 <u>b/</u>	Alt. 7	Alt. 6B	Alt. 8
				No Action	Engine Only	Class 8 Tractors	Engines & Classes 7-8 Tractors	15% below Preferred Alternative Stringency	Engines, Classes 7-8 Tractors, & Classes 2b-3	Engines, Tractors, & Classes 2b-8	Engines, Tractors, & Truckers, & Trailers	20% above Preferred Alternative Stringency	Accelerated Hybrid Adoption
Martinsburg, WV-Hagerstown, MD	PM _{2.5}	Nonattainment	100	0.00	0.07	1.55	1.65	1.67	1.66	1.65	1.60	1.65	1.61
Mason County, MI	Ozone	Maintenance	100	0.00	0.01	0.18	0.19	0.19	0.19	0.19	0.18	0.19	0.19
Medford, OR	CO	Maintenance	100	0.00	0.01	0.34	0.36	0.36	0.36	0.36	0.35	0.36	0.35
Medford-Ashland, OR	PM ₁₀	Maintenance	100	0.00	0.03	0.81	0.86	0.87	0.87	0.86	0.83	0.86	0.84
Memphis, TN-AR	Ozone	Maintenance	100	0.00	-2.61	1.59	0.42	0.35	0.10	-0.33	-0.85	-1.26	-2.99
Memphis, TN	CO	Maintenance	100	0.00	-2.63	1.16	-0.04	-0.11	-0.36	-0.79	-1.30	-1.72	-3.44
Miami (Gila County), AZ	SO _x	Maintenance	100	0.00	0.00	0.11	0.11	0.12	0.12	0.11	0.11	0.11	0.11
Millinocket AQCR 109, ME	SO _x	Maintenance	100	0.00	0.00	0.03	0.03	0.03	0.03	0.03	0.03	0.03	0.03
Milwaukee, WI	SO _x	Maintenance	100	0.00	0.09	2.18	2.32	2.34	2.33	2.32	2.24	2.32	2.27
Milwaukee-Racine, WI	Ozone	Moderate	50	0.00	0.38	8.84	9.43	9.51	9.46	9.40	9.10	9.44	9.20
Minneapolis-St Paul, MN	CO	Maintenance	100	0.00	1.25	29.35	31.34	31.58	31.42	31.23	30.22	31.35	30.57
Minneapolis-St Paul, MN	SO _x	Maintenance	100	0.00	1.25	29.35	31.34	31.58	31.42	31.23	30.22	31.35	30.57
Missoula, MT	CO	Maintenance	100	0.00	0.03	0.60	0.64	0.64	0.64	0.63	0.61	0.64	0.62
Missoula, MT	PM ₁₀	Moderate	100	0.00	0.03	0.60	0.64	0.64	0.64	0.63	0.61	0.64	0.62
Modesto, CA	CO	Maintenance	100	0.00	0.05	1.23	1.31	1.32	1.32	1.31	1.27	1.31	1.28
Mohave County, AZ	PM ₁₀	Maintenance	100	0.00	0.02	0.56	0.60	0.60	0.60	0.59	0.57	0.60	0.58
Mono Basin, CA	PM ₁₀	Moderate	100	0.00	0.00	0.01	0.01	0.01	0.01	0.01	0.01	0.01	0.01
Morenci (Greenlee County), AZ	SO _x	Maintenance	100	0.00	0.00	0.01	0.01	0.01	0.01	0.01	0.01	0.01	0.01
Morristown, NJ	CO	Maintenance	100	0.00	0.00	0.06	0.07	0.07	0.07	0.07	0.07	0.07	0.07
Muhlenberg County, KY	SO _x	Maintenance	100	0.00	0.01	0.15	0.16	0.16	0.16	0.16	0.15	0.16	0.16
Muncie, IN	Ozone	Maintenance	100	0.00	0.03	0.68	0.73	0.73	0.73	0.73	0.70	0.73	0.71
Murray County (Chattahoochee NF), GA	Ozone	Maintenance	100	0.00	0.00	0.02	0.03	0.03	0.03	0.03	0.03	0.03	0.03
Muscatine County, IA	SO _x	Maintenance	100	0.00	0.00	0.11	0.12	0.12	0.12	0.12	0.11	0.12	0.11
Muskegon, MI	Ozone	Maintenance	100	0.00	0.04	0.88	0.94	0.95	0.94	0.93	0.90	0.94	0.91
Nashua, NH	CO	Maintenance	100	0.00	0.01	0.25	0.26	0.27	0.26	0.26	0.25	0.26	0.26
Nashville, TN	Ozone	Former Subpart 1	50	0.00	0.47	11.11	11.86	11.95	11.89	11.82	11.43	11.86	11.57
Nevada County (western part), CA	Ozone	Former Subpart 1	50	0.00	0.01	0.35	0.37	0.37	0.37	0.37	0.36	0.37	0.36
New Haven County, CT	PM ₁₀	Maintenance	100	0.00	0.02	0.37	0.40	0.40	0.40	0.40	0.38	0.40	0.39
New Haven-Meriden-Waterbury, CT	CO	Maintenance	100	0.00	0.08	1.97	2.11	2.12	2.11	2.10	2.03	2.11	2.05
New Manchester-Grant Magisterial District (Hancock County), WV	SO _x	Maintenance	100	0.00	0.00	0.02	0.02	0.02	0.02	0.02	0.02	0.02	0.02
New York County, NY	PM ₁₀	Moderate	100	0.00	0.03	0.77	0.82	0.82	0.82	0.81	0.78	0.81	0.79
New York-N. New Jersey-Long Island, NY-NJ-CT	CO	Maintenance	100	0.00	-0.95	43.96	45.60	45.88	45.38	44.66	42.64	43.85	40.91
New York-N. New Jersey-Long Island, NY-NJ-CT	PM _{2.5}	Nonattainment	100	0.00	-2.06	42.60	43.64	43.88	43.30	42.42	40.27	41.23	37.67
New York-northern New Jersey-Long Island, NY-NJ-CT	Ozone	Moderate	50	0.00	-2.73	26.82	26.79	26.89	26.40	25.62	24.01	24.37	21.22
Nogales, AZ	PM ₁₀	Moderate	100	0.00	0.01	0.21	0.22	0.22	0.22	0.22	0.21	0.22	0.22
Norfolk-Virginia Beach-Newport News, VA	Ozone	Maintenance	100	0.00	-10.24	-9.79	-15.13	-15.52	-16.34	-17.82	-19.20	-21.29	-27.22
Ogden, UT	CO	Maintenance	100	0.00	0.01	0.34	0.36	0.37	0.37	0.36	0.35	0.36	0.36
Ogden, UT	PM ₁₀	Moderate	100	0.00	0.01	0.34	0.36	0.37	0.37	0.36	0.35	0.36	0.36
Oglesby, IL	PM ₁₀	Maintenance	100	0.00	0.00	0.01	0.01	0.01	0.01	0.01	0.01	0.01	0.01
Olmsted County, MN	PM ₁₀	Maintenance	100	0.00	0.00	0.10	0.11	0.11	0.11	0.11	0.11	0.11	0.11
Olympia, Tumwater, Lacey, WA	PM ₁₀	Maintenance	100	0.00	0.02	0.50	0.54	0.54	0.54	0.54	0.52	0.54	0.52
Owens Valley, CA	PM ₁₀	Serious	70	0.00	0.00	0.01	0.02	0.02	0.02	0.02	0.01	0.02	0.01
Pagosa Springs, CO	PM ₁₀	Maintenance	100	0.00	0.00	0.00	0.00	0.00	0.00	0.00	0.00	0.00	0.00

Table D2-17 Emission Changes <u>a/</u> (for Cumulative Impacts) by Nonattainment Area with Alternative Standards for HD Vehicles Diesel Particulate Matter (DPM) 2030													
Nonattainment Area	Pollutant	Status <u>c/</u>	General Conformity Threshold <u>d/</u>	Emissions Changes for Cumulative Impacts (tons/year)									
				Alt. 1	Alt. 2	Alt. 3	Alt. 4	Alt. 6A	Alt. 5	Alt. 6 <u>b/</u>	Alt. 7	Alt. 6B	Alt. 8
				No Action	Engine Only	Class 8 Tractors	Engines & Classes 7-8 Tractors	15% below Preferred Alternative Stringency	Engines, Classes 7-8 Tractors, & Classes 2b-3	Engines, Tractors, & Classes 2b-8	Engines, Tractors, & Truckers, & Trailers	20% above Preferred Alternative Stringency	Accelerated Hybrid Adoption
Parkersburg-Marietta, WV-OH	Ozone	Maintenance	100	0.00	0.08	1.90	2.02	2.04	2.03	2.02	1.95	2.02	1.97
Parkersburg-Marietta, WV-OH	PM _{2.5}	Nonattainment	100	0.00	0.08	1.90	2.02	2.04	2.03	2.02	1.95	2.02	1.97
Payson, AZ	PM ₁₀	Maintenance	100	0.00	0.00	0.07	0.08	0.08	0.08	0.08	0.07	0.08	0.07
Penns Grove, NJ	CO	Maintenance	100	0.00	0.00	0.00	0.00	0.00	0.00	0.00	0.00	0.00	0.00
Peoria, IL	SO _x	Maintenance	100	0.00	0.02	0.57	0.60	0.61	0.60	0.60	0.58	0.60	0.58
Perth Amboy, NJ	CO	Maintenance	100	0.00	-1.11	-1.14	-1.72	-1.76	-1.85	-2.01	-2.15	-2.38	-3.02
Philadelphia-Camden County, PA-NJ	CO	Maintenance	100	0.00	0.06	1.61	1.71	1.73	1.72	1.71	1.65	1.71	1.67
Phildelphia-Wilmington, PA-NY-DE	PM _{2.5}	Nonattainment	100	0.00	-15.39	-3.55	-11.03	-11.55	-12.89	-15.25	-17.79	-20.59	-30.09
Phildelphia-Wilmington-Atlantic City, PA-NY-MD-DE	Ozone	Moderate	50	0.00	-15.16	2.17	-4.93	-5.40	-6.77	-9.17	-11.91	-14.49	-24.15
Phoenix, AZ	CO	Maintenance	100	0.00	1.56	36.82	39.31	39.62	39.42	39.18	37.90	39.32	38.35
Phoenix, AZ	PM ₁₀	Serious	70	0.00	1.56	36.82	39.31	39.62	39.42	39.18	37.90	39.32	38.35
Phoenix-Mesa, AZ	Ozone	Former Subpart 1	50	0.00	0.80	18.78	20.05	20.21	20.10	19.98	19.33	20.05	19.55
Pierce County, WA	PM ₁₀	Maintenance	100	0.00	0.00	0.05	0.05	0.05	0.05	0.05	0.05	0.05	0.05
Pinehurst, ID	PM ₁₀	Moderate	100	0.00	0.00	0.01	0.01	0.01	0.01	0.01	0.01	0.01	0.01
Pittsburgh, PA	CO	Maintenance	100	0.00	0.00	0.07	0.08	0.08	0.08	0.07	0.07	0.07	0.07
Pittsburgh-Beaver Valley, PA	Ozone	Former Subpart 1	50	0.00	0.64	15.10	16.12	16.25	16.16	16.07	15.54	16.12	15.72
Pittsburgh-Beaver Valley, PA	PM _{2.5}	Nonattainment	100	0.00	0.64	15.10	16.12	16.25	16.16	16.07	15.54	16.12	15.72
Polk County, TN	SO _x	Maintenance	100	0.00	0.00	0.11	0.11	0.12	0.11	0.11	0.11	0.11	0.11
Polson, MT	PM ₁₀	Moderate	100	0.00	0.00	0.02	0.02	0.02	0.02	0.02	0.02	0.02	0.02
Portland, ME	Ozone	Maintenance	100	0.00	0.14	3.30	3.52	3.55	3.53	3.51	3.40	3.52	3.44
Portland, OR	CO	Maintenance	100	0.00	0.12	4.11	4.36	4.39	4.37	4.33	4.18	4.33	4.18
Portneuf Valley, ID	PM ₁₀	Maintenance	100	0.00	0.01	0.19	0.21	0.21	0.21	0.21	0.20	0.21	0.20
Poughkeepsie, NY	Ozone	Moderate	50	0.00	0.13	3.13	3.34	3.37	3.35	3.33	3.22	3.34	3.26
Presque Isle, ME	PM ₁₀	Maintenance	100	0.00	0.00	0.05	0.05	0.05	0.05	0.05	0.05	0.05	0.05
Providence (entire State), RI	Ozone	Moderate	50	0.00	0.06	1.45	1.54	1.56	1.55	1.54	1.49	1.54	1.51
Provo, UT	CO	Maintenance	100	0.00	0.02	0.43	0.46	0.47	0.47	0.46	0.45	0.46	0.45
Raleigh-Durham, NC	CO	Maintenance	100	0.00	0.26	6.18	6.60	6.65	6.62	6.58	6.36	6.60	6.44
Raleigh-Durham-Chapel Hill, NC	Ozone	Maintenance	100	0.00	0.40	9.46	10.10	10.18	10.13	10.07	9.74	10.10	9.85
Ramsey County, MN	PM ₁₀	Maintenance	100	0.00	0.00	0.01	0.01	0.01	0.01	0.01	0.01	0.01	0.01
Reading, PA	Ozone	Maintenance	100	0.00	0.15	3.55	3.79	3.82	3.80	3.78	3.65	3.79	3.69
Reading, PA	PM _{2.5}	Nonattainment	100	0.00	0.15	3.55	3.79	3.82	3.80	3.78	3.65	3.79	3.69
Reno, NV	CO	Maintenance	100	0.00	0.03	0.66	0.71	0.71	0.71	0.71	0.68	0.71	0.69
Rhineland (Oneida County), WI	SO _x	Maintenance	100	0.00	0.00	0.01	0.01	0.01	0.01	0.01	0.01	0.01	0.01
Richmond-Petersburg, VA	Ozone	Maintenance	100	0.00	0.12	2.98	3.17	3.20	3.18	3.16	3.06	3.17	3.09
Rillito, AZ	PM ₁₀	Moderate	100	0.00	0.01	0.16	0.17	0.17	0.17	0.17	0.17	0.17	0.17
Riverside County (Coachella Valley), CA	Ozone	Severe	25	0.00	0.07	1.70	1.81	1.83	1.82	1.81	1.75	1.81	1.77
Roanoke, VA	Ozone	Former Subpart 1	50	0.00	0.06	1.35	1.45	1.46	1.45	1.44	1.39	1.45	1.41
Rochester (Olmsted County), MN	SO _x	Maintenance	100	0.00	0.02	0.41	0.44	0.45	0.44	0.44	0.43	0.44	0.43
Rochester, NY	Ozone	Former Subpart 1	50	0.00	0.14	3.35	3.57	3.60	3.58	3.56	3.45	3.58	3.49
Rocky Mount, NC	Ozone	Maintenance	100	0.00	0.04	1.00	1.07	1.08	1.07	1.07	1.03	1.07	1.04
Rome, GA	PM _{2.5}	Nonattainment	100	0.00	0.02	0.43	0.46	0.47	0.46	0.46	0.45	0.46	0.45
Ronan, MT	PM ₁₀	Moderate	100	0.00	0.00	0.01	0.01	0.01	0.01	0.01	0.01	0.01	0.01
Rothschild, Rib Mountain, Weston (Marathon County), WI	SO _x	Maintenance	100	0.00	0.00	0.01	0.02	0.02	0.02	0.02	0.02	0.02	0.02

Table D2-17 Emission Changes <u>a/</u> (for Cumulative Impacts) by Nonattainment Area with Alternative Standards for HD Vehicles Diesel Particulate Matter (DPM) 2030													
Nonattainment Area	Pollutant	Status <u>c/</u>	General Conformity Threshold <u>d/</u>	Emissions Changes for Cumulative Impacts (tons/year)									
				Alt. 1	Alt. 2	Alt. 3	Alt. 4	Alt. 6A	Alt. 5	Alt. 6 <u>b/</u>	Alt. 7	Alt. 6B	Alt. 8
				No Action	Engine Only	Class 8 Tractors	Engines & Classes 7-8 Tractors	15% below Preferred Alternative Stringency	Engines, Classes 7-8 Tractors, & Classes 2b-3	Engines, Tractors, & Classes 2b-8	Engines, Tractors, & Trucks, & Trailers	20% above Preferred Alternative Stringency	Accelerated Hybrid Adoption
Sacramento County, CA	PM ₁₀	Moderate	100	0.00	0.22	5.06	5.40	5.44	5.42	5.38	5.21	5.40	5.27
Sacramento Metro, CA	Ozone	Severe	25	0.00	0.38	8.93	9.53	9.61	9.56	9.50	9.19	9.54	9.30
Sacramento, CA	CO	Maintenance	100	0.00	0.23	5.41	5.78	5.82	5.79	5.76	5.57	5.78	5.64
Salem, OR	CO	Maintenance	100	0.00	0.02	0.51	0.54	0.55	0.54	0.54	0.52	0.54	0.53
Salt Lake City, UT	CO	Maintenance	100	0.00	-2.57	-2.61	-3.96	-4.06	-4.26	-4.63	-4.97	-5.50	-6.97
Salt Lake County, UT	PM ₁₀	Moderate	100	0.00	-2.36	2.34	1.33	1.27	1.03	0.64	0.13	-0.21	-1.82
Salt Lake County, UT	SO _x	Nonattainment	100	0.00	0.23	5.52	5.89	5.94	5.91	5.87	5.68	5.89	5.75
San Antonio, TX	Ozone	Former Subpart 1	50	0.00	0.31	7.40	7.90	7.96	7.92	7.87	7.62	7.90	7.70
San Bernardino County, CA	PM ₁₀	Moderate	100	0.00	0.05	1.18	1.26	1.27	1.26	1.25	1.21	1.26	1.23
San Diego, CA	CO	Maintenance	100	0.00	0.81	18.98	20.27	20.43	20.32	20.20	19.54	20.27	19.77
San Diego, CA	Ozone	Former Subpart 1	50	0.00	0.81	18.98	20.27	20.43	20.32	20.20	19.54	20.27	19.77
San Francisco Bay Area, CA	Ozone	Marginal	50	0.00	-20.78	-11.28	-21.70	-22.44	-24.19	-27.29	-30.45	-34.43	-46.91
San Francisco-Oakland-San Jose, CA	CO	Maintenance	100	0.00	-20.65	-8.19	-18.40	-19.12	-20.88	-24.00	-27.27	-31.13	-43.70
San Joaquin Valley, CA	Ozone	Extreme	10	0.00	2.06	52.64	56.11	56.55	56.24	55.87	54.02	56.01	54.50
San Joaquin Valley, CA	PM ₁₀	Maintenance	100	0.00	2.06	52.64	56.11	56.55	56.24	55.87	54.02	56.01	54.50
San Joaquin Valley, CA	PM _{2.5}	Nonattainment	100	0.00	2.06	52.64	56.11	56.55	56.24	55.87	54.02	56.01	54.50
San Manuel (Pinal County), AZ	SO _x	Maintenance	100	0.00	0.01	0.16	0.17	0.17	0.17	0.17	0.16	0.17	0.16
Sanders County (part);Thompson Falls and vicinity, MT	PM ₁₀	Moderate	100	0.00	0.00	0.00	0.00	0.00	0.00	0.00	0.00	0.00	0.00
Scranton-Wilkes Barre, PA	Ozone	Maintenance	100	0.00	0.16	3.81	4.07	4.10	4.08	4.05	3.92	4.07	3.97
Seattle-Tacoma, WA	CO	Maintenance	100	0.00	0.59	13.83	14.76	14.88	14.80	14.71	14.23	14.77	14.40
Sheboygan, WI	Ozone	Moderate	50	0.00	0.03	0.81	0.87	0.88	0.87	0.87	0.84	0.87	0.85
Sheridan, WY	PM ₁₀	Moderate	100	0.00	0.00	0.11	0.11	0.12	0.12	0.11	0.11	0.11	0.11
Shoshone County, ID	PM ₁₀	Moderate	100	0.00	0.00	0.00	0.00	0.00	0.00	0.00	0.00	0.00	0.00
Somerville, NJ	CO	Maintenance	100	0.00	0.00	0.03	0.04	0.04	0.04	0.04	0.04	0.04	0.04
South Bend-Elkhart, IN	Ozone	Maintenance	100	0.00	0.10	2.26	2.42	2.43	2.42	2.41	2.33	2.42	2.36
Southeast Chicago, IL	PM ₁₀	Maintenance	100	0.00	-0.02	0.91	0.94	0.95	0.94	0.92	0.88	0.90	0.84
Spokane County, WA	PM ₁₀	Maintenance	100	0.00	0.06	1.37	1.46	1.48	1.47	1.46	1.41	1.46	1.43
Spokane, WA	CO	Maintenance	100	0.00	0.06	1.36	1.45	1.46	1.45	1.44	1.40	1.45	1.41
Springfield (western MA), MA	Ozone	Moderate	50	0.00	0.18	4.21	4.49	4.53	4.50	4.48	4.33	4.49	4.38
Springfield, MA	CO	Maintenance	100	0.00	0.03	0.61	0.65	0.66	0.65	0.65	0.63	0.65	0.64
St Louis, MO	CO	Maintenance	100	0.00	0.20	5.15	5.49	5.53	5.50	5.46	5.28	5.48	5.33
St Louis, MO-IL	Ozone	Moderate	50	0.00	-40.89	-33.91	-54.97	-56.51	-59.84	-65.79	-71.52	-79.71	-103.65
St. Louis, MO-IL	PM _{2.5}	Nonattainment	100	0.00	-40.90	-34.03	-55.09	-56.63	-59.96	-65.91	-71.63	-79.83	-103.77
State College, PA	Ozone	Maintenance	100	0.00	0.05	1.27	1.35	1.36	1.36	1.35	1.30	1.35	1.32
Steamboat Springs, CO	PM ₁₀	Maintenance	100	0.00	0.00	0.09	0.09	0.10	0.09	0.09	0.09	0.09	0.09
Steubenville & Mingo Juction, OH	SO _x	Maintenance	100	0.00	0.01	0.21	0.23	0.23	0.23	0.23	0.22	0.23	0.22
Steubenville-Weirton, OH-WV	Ozone	Maintenance	100	0.00	-0.04	0.74	0.76	0.77	0.75	0.74	0.70	0.72	0.66
Steubenville-Weirton, OH-WV	PM _{2.5}	Nonattainment	100	0.00	-0.04	0.74	0.76	0.77	0.75	0.74	0.70	0.72	0.66
Stockton, CA	CO	Maintenance	100	0.00	0.07	1.67	1.79	1.80	1.79	1.78	1.72	1.79	1.74
Sutter County (Sutter Buttes), CA	Ozone	Former Subpart 1	50	0.00	0.00	0.00	0.00	0.00	0.00	0.00	0.00	0.00	0.00
Syracuse, NY	CO	Maintenance	100	0.00	0.06	1.39	1.48	1.49	1.48	1.48	1.43	1.48	1.44
Telluride, CO	PM ₁₀	Maintenance	100	0.00	0.00	0.01	0.01	0.01	0.01	0.01	0.01	0.01	0.01
Terre Haute, IN	Ozone	Maintenance	100	0.00	0.03	0.64	0.68	0.69	0.69	0.68	0.66	0.68	0.67

Nonattainment Area	Pollutant	Status ^{c/}	General Conformity Threshold ^{d/}	Emissions Changes for Cumulative Impacts (tons/year)										
				Alt. 1	Alt. 2	Alt. 3	Alt. 4	Alt. 6A	Alt. 5	Alt. 6 ^{b/}	Alt. 7	Alt. 6B	Alt. 8	
				No Action	Engine Only	Class 8 Tractors	Engines & Classes 7-8 Tractors	15% below Preferred Alternative Stringency	Engines, Classes 7-8 Tractors, & Classes 2b-3	Engines, Tractors, & Classes 2b-8	Engines, Tractors, & Trailers	20% above Preferred Alternative Stringency	Accelerated Hybrid Adoption	
Tioga County, PA	Ozone	Maintenance	100	0.00	0.01	0.30	0.32	0.32	0.32	0.32	0.32	0.31	0.32	0.31
Toledo, OH	Ozone	Maintenance	100	0.00	-9.72	-9.07	-14.12	-14.49	-15.27	-16.67	-17.99	-19.97	-25.61	
Toms River, NJ	CO	Maintenance	100	0.00	0.01	0.14	0.15	0.15	0.15	0.15	0.14	0.15	0.14	
Tooele County, UT	SO _x	Nonattainment	100	0.00	0.02	0.47	0.50	0.50	0.50	0.50	0.48	0.50	0.49	
Trenton, NJ	CO	Maintenance	100	0.00	0.02	0.38	0.41	0.41	0.41	0.41	0.39	0.41	0.40	
Trona, CA	PM ₁₀	Moderate	100	0.00	0.00	0.01	0.01	0.01	0.01	0.01	0.01	0.01	0.01	
Tucson, AZ	CO	Maintenance	100	0.00	0.14	3.23	3.44	3.47	3.45	3.43	3.32	3.45	3.36	
Utah County, UT	PM ₁₀	Moderate	100	0.00	0.05	1.28	1.37	1.38	1.37	1.36	1.32	1.37	1.33	
Vancouver, WA	CO	Maintenance	100	0.00	0.06	1.47	1.57	1.58	1.57	1.56	1.51	1.57	1.53	
Ventura County, CA	Ozone	Serious	50	0.00	0.07	1.95	2.08	2.10	2.09	2.07	2.00	2.07	2.02	
Vermillion County, IN	PM ₁₀	Maintenance	100	0.00	0.00	0.05	0.06	0.06	0.06	0.06	0.05	0.06	0.05	
Vigo County, IN	SO _x	Maintenance	100	0.00	0.03	0.64	0.68	0.69	0.69	0.68	0.66	0.68	0.67	
Wallula, WA	PM ₁₀	Maintenance	100	0.00	0.00	0.00	0.00	0.00	0.00	0.00	0.00	0.00	0.00	
Waltham, MA	CO	Maintenance	100	0.00	0.01	0.20	0.21	0.22	0.22	0.22	0.21	0.21	0.21	
Warren County, NJ	SO _x	Maintenance	100	0.00	0.01	0.20	0.21	0.21	0.21	0.21	0.21	0.21	0.21	
Warren County, PA	SO _x	Nonattainment	100	0.00	-0.01	0.06	0.06	0.06	0.06	0.05	0.05	0.05	0.04	
Washington County (Hagerstown), MD	Ozone	Former Subpart 1	50	0.00	0.03	0.70	0.74	0.75	0.75	0.74	0.72	0.74	0.73	
Washington, DC-MD-VA	CO	Maintenance	100	0.00	1.18	27.66	29.53	29.76	29.61	29.43	28.47	29.54	28.80	
Washington, DC-MD-VA	Ozone	Moderate	50	0.00	1.18	27.66	29.53	29.76	29.61	29.43	28.47	29.54	28.80	
Washington, DC-MD-VA	PM _{2.5}	Nonattainment	100	0.00	1.18	27.66	29.53	29.76	29.61	29.43	28.47	29.54	28.80	
Washoe County, NV	PM ₁₀	Serious	70	0.00	0.03	0.66	0.71	0.71	0.71	0.71	0.68	0.71	0.69	
Waterford Township (Washington County), OH	SO _x	Maintenance	100	0.00	0.00	0.03	0.03	0.03	0.03	0.03	0.03	0.03	0.03	
Wayne County, IN	SO _x	Maintenance	100	0.00	0.02	0.43	0.46	0.46	0.46	0.46	0.44	0.46	0.45	
Wayne County, MI	PM ₁₀	Maintenance	100	0.00	-5.12	-5.79	-8.50	-8.70	-9.10	-9.83	-10.48	-11.55	-14.47	
Weirton, WV	PM ₁₀	Maintenance	100	0.00	0.00	0.07	0.08	0.08	0.08	0.08	0.07	0.08	0.07	
Weirton, WV	SO _x	Maintenance	100	0.00	0.00	0.07	0.08	0.08	0.08	0.08	0.07	0.08	0.07	
Wheeling, WV-OH	Ozone	Maintenance	100	0.00	0.09	2.03	2.17	2.18	2.17	2.16	2.09	2.17	2.11	
Wheeling, WV-OH	PM _{2.5}	Nonattainment	100	0.00	0.09	2.03	2.17	2.18	2.17	2.16	2.09	2.17	2.11	
Winston-Salem, NC	CO	Maintenance	100	0.00	0.08	1.90	2.03	2.05	2.03	2.02	1.96	2.03	1.98	
Worcester, MA	CO	Maintenance	100	0.00	0.04	0.95	1.01	1.02	1.01	1.01	0.97	1.01	0.99	
Yakima County, WA	PM ₁₀	Maintenance	100	0.00	0.02	0.43	0.45	0.46	0.46	0.45	0.44	0.45	0.44	
Yakima, WA	CO	Maintenance	100	0.00	0.01	0.18	0.19	0.19	0.19	0.19	0.19	0.19	0.19	
York, PA	Ozone	Maintenance	100	0.00	0.15	3.46	3.69	3.72	3.70	3.68	3.56	3.69	3.60	
York, PA	PM _{2.5}	Nonattainment	100	0.00	0.15	3.46	3.69	3.72	3.70	3.68	3.56	3.69	3.60	
Youngstown-Warren-Sharon, OH-PA	Ozone	Maintenance	100	0.00	0.17	3.92	4.18	4.21	4.19	4.17	4.03	4.18	4.08	
Yuma, AZ	PM ₁₀	Moderate	100	0.00	0.04	0.90	0.96	0.97	0.96	0.96	0.92	0.96	0.94	

^{a/} Negative emissions changes indicate reductions; positive emissions changes are increases. Values of less than 0.005 tons/year are rounded to zero.

^{b/} Preferred Alternative

^{c/} Pollutants for which the area is designated nonattainment or maintenance as of 2010. Source: 40 CFR 81.

^{d/} Emissions thresholds in tons/year of: CO in CO maintenance and nonattainment areas; VOC or NO_x in ozone maintenance and nonattainment areas; primary PM_{2.5} in PM_{2.5} maintenance and nonattainment areas; primary PM₁₀ in PM₁₀ maintenance and nonattainment areas; and SO₂ in SO₂ maintenance and nonattainment areas. Source: 40 CFR § 93.153. These thresholds are provided for information only; a general conformity determination is not required for the proposed actions. (See section 3.3.1.)

Source: EPA (U.S. Environmental Protection Agency). 2010. The Green Book Nonattainment Areas. Washington, District of Columbia. Last Revised: June 16, 2010. U.S. Environmental Protection Agency. Available: <http://www.epa.gov/oaqps001/greenbk/>. Accessed: August 6, 2010.

Table D2-18 Emission Changes <u>a/</u> (for Cumulative Impacts) by Nonattainment Area with Alternative Standards for HD Vehicles Diesel Particulate Matter (DPM) 2050														
Nonattainment Area	Pollutant	Status <u>c/</u>	General Conformity Threshold <u>d/</u>	Emissions Changes for Cumulative Impacts (tons/year)										
				Alt. 1	Alt. 2	Alt. 3	Alt. 4	Alt. 6A	Alt. 5	Alt. 6 <u>b/</u>	Alt. 7	Alt. 6B	Alt. 8	
				No Action	Engine Only	Class 8 Tractors	Engines & Classes 7-8 Tractors	15% below Preferred Alternative Stringency	Engines, Classes 7-8 Tractors, & Classes 2b-3	Engines, Tractors, & Classes 2b-8	Engines, Tractors, & Truck, & Trailers	20% above Preferred Alternative Stringency	Accelerated Hybrid Adoption	
Addison Township (Gallia County), OH	SO _x	Maintenance	100	0.00	0.00	0.02	0.02	0.02	0.02	0.02	0.02	0.02	0.02	0.02
Ajo (Pima County), AZ	PM ₁₀	Moderate	100	0.00	0.00	0.03	0.04	0.04	0.04	0.04	0.04	0.04	0.04	0.04
Ajo (Pima County), AZ	SO _x	Maintenance	100	0.00	0.00	0.03	0.03	0.03	0.03	0.03	0.03	0.03	0.03	0.03
Albany-Schenectady-Troy, NY	Ozone	Former Subpart 1	50	0.00	0.15	4.20	4.47	4.50	4.47	4.42	4.27	4.42	4.27	4.27
Albuquerque, NM	CO	Maintenance	100	0.00	0.12	3.31	3.53	3.55	3.52	3.49	3.37	3.49	3.37	3.37
Allegan County, MI	Ozone	Former Subpart 1	50	0.00	0.06	1.57	1.67	1.68	1.67	1.65	1.60	1.65	1.60	1.60
Allentown-Bethlehem-Easton, PA	Ozone	Maintenance	100	0.00	0.13	3.75	3.99	4.01	3.99	3.95	3.81	3.95	3.81	3.81
Altoona, PA	Ozone	Maintenance	100	0.00	0.02	0.57	0.61	0.61	0.61	0.60	0.58	0.60	0.58	0.58
Amador and Calveras Counties (Central Mountain), CA	Ozone	Former Subpart 1	50	0.00	0.03	0.73	0.78	0.78	0.78	0.77	0.74	0.77	0.74	0.74
Anchorage, AK	CO	Maintenance	100	0.00	0.02	0.44	0.47	0.47	0.47	0.46	0.45	0.46	0.45	0.45
Anthony, NM	PM ₁₀	Moderate	100	0.00	0.00	0.04	0.05	0.05	0.05	0.05	0.04	0.05	0.04	0.04
Armstrong County, PA	SO _x	Nonattainment	100	0.00	0.00	0.03	0.03	0.03	0.03	0.03	0.03	0.03	0.03	0.03
Aspen, CO	PM ₁₀	Maintenance	100	0.00	0.00	0.05	0.05	0.05	0.05	0.05	0.05	0.05	0.05	0.05
Atlanta, GA	Ozone	Moderate	50	0.00	3.24	91.01	97.00	97.55	96.92	95.89	92.59	95.89	92.60	92.60
Atlanta, GA	PM _{2.5}	Nonattainment	100	0.00	3.24	91.01	97.00	97.55	96.92	95.89	92.59	95.89	92.60	92.60
Atlantic City, NJ	CO	Maintenance	100	0.00	0.00	0.09	0.09	0.09	0.09	0.09	0.09	0.09	0.09	0.09
Bakersfield, CA	CO	Maintenance	100	0.00	-0.22	1.99	1.97	2.06	1.93	1.85	1.73	1.84	1.73	1.73
Baltimore, MD	CO	Maintenance	100	0.00	0.63	17.81	18.99	19.09	18.97	18.77	18.12	18.77	18.13	18.13
Baltimore, MD	Ozone	Moderate	50	0.00	0.63	17.81	18.99	19.09	18.97	18.77	18.12	18.77	18.13	18.13
Baltimore, MD	PM _{2.5}	Nonattainment	100	0.00	0.63	17.81	18.99	19.09	18.97	18.77	18.12	18.77	18.13	18.13
Baton Rouge, LA	Ozone	Moderate	50	0.00	-17.67	-14.75	-24.62	-20.09	-26.90	-30.23	-32.34	-31.14	-49.78	-49.78
Beaumont-Port Arthur, TX	Ozone	Moderate	50	0.00	-21.35	-20.94	-33.01	-27.59	-35.74	-39.71	-42.13	-40.80	-63.08	-63.08
Benton County, TN	SO _x	Maintenance	100	0.00	0.00	0.02	0.02	0.02	0.02	0.02	0.02	0.02	0.02	0.02
Benton Harbor, MI	Ozone	Maintenance	100	0.00	0.06	1.60	1.70	1.71	1.70	1.68	1.62	1.68	1.62	1.62
Benzie County, MI	Ozone	Maintenance	100	0.00	0.01	0.26	0.28	0.28	0.28	0.28	0.27	0.28	0.27	0.27
Berkeley and Jefferson Counties, WV	Ozone	Maintenance	100	0.00	0.05	1.52	1.62	1.63	1.62	1.60	1.54	1.60	1.54	1.54
Billings, MT	CO	Maintenance	100	0.00	-9.43	-9.91	-15.27	-12.88	-16.47	-18.21	-19.25	-18.69	-28.48	-28.48
Birmingham, AL	Ozone	Maintenance	100	0.00	0.04	10.23	10.74	10.89	10.69	10.51	10.09	10.49	9.76	9.76
Birmingham, AL	PM _{2.5}	Nonattainment	100	0.00	0.04	10.23	10.74	10.89	10.69	10.51	10.09	10.49	9.76	9.76
Boise-Northern Ada County, ID	CO	Maintenance	100	0.00	0.14	3.98	4.24	4.26	4.24	4.19	4.05	4.19	4.05	4.05
Boise-Northern Ada County, ID	PM ₁₀	Maintenance	100	0.00	0.14	3.98	4.24	4.26	4.24	4.19	4.05	4.19	4.05	4.05
Bonner County (Sandpoint), ID	PM ₁₀	Moderate	100	0.00	0.00	0.11	0.12	0.12	0.12	0.12	0.11	0.12	0.11	0.11
Boston, MA	CO	Maintenance	100	0.00	0.13	3.79	4.04	4.06	4.04	3.99	3.86	3.99	3.86	3.86
Boston-Lawrence-Worcester (eastern MA), MA	Ozone	Moderate	50	0.00	0.90	25.29	26.95	27.10	26.93	26.64	25.73	26.64	25.73	25.73
Boston-Manchester-Portsmouth (southeast NH), NH	Ozone	Moderate	50	0.00	0.14	4.05	4.32	4.34	4.32	4.27	4.12	4.27	4.12	4.12
Boyd County (part), KY	SO _x	Maintenance	100	0.00	0.00	0.07	0.07	0.07	0.07	0.07	0.07	0.07	0.07	0.07
Buffalo-Niagara Falls, NY	Ozone	Former Subpart 1	50	0.00	0.14	3.88	4.14	4.16	4.14	4.09	3.95	4.09	3.95	3.95
Burlington, NJ	CO	Maintenance	100	0.00	0.00	0.03	0.04	0.04	0.04	0.04	0.03	0.04	0.03	0.03
Butte, MT	PM ₁₀	Moderate	100	0.00	0.01	0.15	0.16	0.16	0.16	0.16	0.16	0.16	0.16	0.16
Canon City, CO	PM ₁₀	Maintenance	100	0.00	0.00	0.12	0.13	0.13	0.13	0.13	0.13	0.13	0.13	0.13
Canton-Massillon, OH	Ozone	Maintenance	100	0.00	-1.38	2.30	1.70	2.10	1.50	1.18	0.87	1.10	-0.61	-0.61
Canton-Massillon, OH	PM _{2.5}	Nonattainment	100	0.00	-1.38	2.30	1.70	2.10	1.50	1.18	0.87	1.10	-0.61	-0.61
Case County, MI	Ozone	Maintenance	100	0.00	0.01	0.42	0.44	0.45	0.44	0.44	0.42	0.44	0.42	0.42

Table D2-18 Emission Changes Δ / (for Cumulative Impacts) by Nonattainment Area with Alternative Standards for HD Vehicles Diesel Particulate Matter (DPM) 2050														
Nonattainment Area	Pollutant	Status c /	General Conformity Threshold d /	Emissions Changes for Cumulative Impacts (tons/year)										
				Alt. 1	Alt. 2	Alt. 3	Alt. 4	Alt. 6A	Alt. 5	Alt. 6 b /	Alt. 7	Alt. 6B	Alt. 8	
				No Action	Engine Only	Class 8 Tractors	Engines & Classes 7-8 Tractors	15% below Preferred Alternative Stringency	Engines, Classes 7-8 Tractors, & Classes 2b-3	Engines, Tractors, & Classes 2b-8	Engines, Tractors, & Truck, & Trailers	20% above Preferred Alternative Stringency	Accelerated Hybrid Adoption	
Center Township (Morgan County), OH	SO _x	Maintenance	100	0.00	0.00	0.01	0.01	0.01	0.01	0.01	0.01	0.01	0.01	0.01
Central Steptoe Valley (White Pine County), NV	SO _x	Maintenance	100	0.00	0.00	0.01	0.01	0.01	0.01	0.01	0.01	0.01	0.01	0.01
Charleston, WV	Ozone	Maintenance	100	0.00	0.15	4.30	4.58	4.61	4.58	4.53	4.37	4.53	4.37	4.37
Charleston, WV	PM _{2.5}	Nonattainment	100	0.00	0.15	4.30	4.58	4.61	4.58	4.53	4.37	4.53	4.37	4.37
Charlotte, NC	CO	Maintenance	100	0.00	0.18	5.00	5.32	5.35	5.32	5.26	5.08	5.26	5.08	5.08
Charlotte-Gastonia-Rock Hill, NC-SC	Ozone	Moderate	50	0.00	0.41	11.38	12.12	12.19	12.11	11.99	11.57	11.99	11.58	11.58
Chattanooga, TN-GA-AL	PM _{2.5}	Nonattainment	100	0.00	0.14	3.86	4.11	4.13	4.11	4.06	3.92	4.06	3.92	3.92
Chattanooga, TN-GA	Ozone	Former Subpart 1	50	0.00	0.13	3.65	3.89	3.92	3.89	3.85	3.72	3.85	3.72	3.72
Chicago-Gary-Lake County, IL-IN	Ozone	Moderate	50	0.00	-21.85	96.27	89.49	96.88	86.03	79.77	72.40	78.44	46.69	46.69
Chicago-Gary-Lake County, IL-IN	PM _{2.5}	Nonattainment	100	0.00	-21.85	96.27	89.49	96.88	86.03	79.77	72.40	78.44	46.69	46.69
Chico, CA	CO	Maintenance	100	0.00	0.06	1.55	1.65	1.66	1.65	1.64	1.58	1.64	1.58	1.58
Chico, CA	Ozone	Former Subpart 1	50	0.00	0.06	1.55	1.65	1.66	1.65	1.64	1.58	1.64	1.58	1.58
Cincinnati-Hamilton, OH-KY-IN	Ozone	Former Subpart 1	50	0.00	1.05	29.60	31.55	31.73	31.53	31.19	30.12	31.19	30.12	30.12
Cincinnati-Hamilton, OH-KY-IN	PM _{2.5}	Nonattainment	100	0.00	1.05	29.60	31.55	31.73	31.53	31.19	30.12	31.19	30.12	30.12
Clairton & 4 Boroughs, PA	PM ₁₀	Maintenance	100	0.00	0.00	0.05	0.05	0.05	0.05	0.05	0.04	0.05	0.04	0.04
Clark County, NV	PM ₁₀	Serious	70	0.00	0.05	1.30	1.38	1.39	1.38	1.37	1.32	1.37	1.32	1.32
Clarksville-Hopkinsville, TN-KY	Ozone	Maintenance	100	0.00	0.09	2.44	2.60	2.61	2.60	2.57	2.48	2.57	2.48	2.48
Clearfield and Indiana Counties, PA	Ozone	Maintenance	100	0.00	0.07	2.03	2.17	2.18	2.16	2.14	2.07	2.14	2.07	2.07
Cleveland, OH	CO	Maintenance	100	0.00	0.20	5.72	6.09	6.13	6.09	6.02	5.82	6.02	5.82	5.82
Cleveland-Akron-Lorain, OH	Ozone	Maintenance	100	0.00	1.37	38.52	41.05	41.28	41.02	40.58	39.19	40.58	39.19	39.19
Cleveland-Akron-Lorain, OH	PM _{2.5}	Nonattainment	100	0.00	1.37	38.52	41.05	41.28	41.02	40.58	39.19	40.58	39.19	39.19
Coachella Valley, CA	PM ₁₀	Serious	70	0.00	0.09	2.45	2.61	2.62	2.61	2.58	2.49	2.58	2.49	2.49
Colbert County, AL	SO _x	Maintenance	100	0.00	0.01	0.34	0.37	0.37	0.36	0.36	0.35	0.36	0.35	0.35
Colorado Springs, CO	CO	Maintenance	100	0.00	0.09	2.66	2.84	2.85	2.83	2.80	2.71	2.80	2.71	2.71
Columbia Falls, MT	PM ₁₀	Moderate	100	0.00	0.00	0.04	0.04	0.04	0.04	0.04	0.04	0.04	0.04	0.04
Columbia, SC	Ozone	Former Subpart 1	50	0.00	0.19	5.24	5.59	5.62	5.58	5.52	5.33	5.52	5.33	5.33
Columbus, OH	Ozone	Maintenance	100	0.00	1.02	28.53	30.40	30.58	30.38	30.06	29.02	30.06	29.03	29.03
Columbus, OH	PM _{2.5}	Nonattainment	100	0.00	1.02	28.53	30.40	30.58	30.38	30.06	29.02	30.06	29.03	29.03
Conewango Township (Warren County), PA	SO _x	Maintenance	100	0.00	-0.01	0.00	0.00	0.00	-0.01	-0.01	-0.01	-0.01	-0.02	-0.02
Coso Junction, CA	PM ₁₀	Moderate	100	0.00	0.00	0.00	0.00	0.00	0.00	0.00	0.00	0.00	0.00	0.00
Cuyahoga County, OH	PM ₁₀	Maintenance	100	0.00	0.38	10.55	11.24	11.30	11.23	11.11	10.73	11.11	10.73	10.73
Cuyahoga County, OH	SO _x	Maintenance	100	0.00	0.38	10.55	11.24	11.30	11.23	11.11	10.73	11.11	10.73	10.73
Dallas-Fort Worth, TX	Ozone	Moderate	50	0.00	1.00	28.06	29.90	30.07	29.88	29.56	28.54	29.56	28.55	28.55
Dayton-Springfield, OH	Ozone	Maintenance	100	0.00	0.41	11.60	12.36	12.43	12.35	12.22	11.80	12.22	11.80	11.80
Dayton-Springfield, OH	PM _{2.5}	Nonattainment	100	0.00	0.41	11.60	12.36	12.43	12.35	12.22	11.80	12.22	11.80	11.80
Denver Metro, CO	PM ₁₀	Maintenance	100	0.00	-11.13	-0.12	-5.90	-2.91	-7.39	-9.66	-11.37	-10.25	-22.69	-22.69
Denver-Boulder, CO	CO	Maintenance	100	0.00	-11.15	-0.74	-6.56	-3.57	-8.05	-10.32	-12.00	-10.90	-23.32	-23.32
Denver-Boulder-Greeley-Fort Collins-Loveland, CO	Ozone	Former Subpart 1	50	0.00	-11.01	3.21	-2.35	0.66	-3.84	-6.15	-7.98	-6.74	-19.30	-19.30
Detroit, MI	CO	Maintenance	100	0.00	-7.52	4.70	1.02	3.12	-0.01	-1.63	-2.99	-2.04	-10.81	-10.81
Detroit-Ann Arbor, MI	Ozone	Maintenance	100	0.00	-5.41	82.47	83.57	86.32	82.38	79.74	75.47	79.30	66.99	66.99
Detroit-Ann Arbor, MI	PM _{2.5}	Nonattainment	100	0.00	-5.41	82.47	83.57	86.32	82.38	79.74	75.47	79.30	66.99	66.99
Door County, WI	Ozone	Former Subpart 1	50	0.00	0.01	0.34	0.36	0.36	0.36	0.36	0.35	0.36	0.35	0.35
Douglas (Cochise County), AZ	PM ₁₀	Moderate	100	0.00	0.01	0.42	0.44	0.44	0.44	0.44	0.42	0.44	0.42	0.42

Table D2-18 Emission Changes <u>a</u> / (for Cumulative Impacts) by Nonattainment Area with Alternative Standards for HD Vehicles Diesel Particulate Matter (DPM) 2050														
Nonattainment Area	Pollutant	Status <u>c</u> /	General Conformity Threshold <u>d</u> /	Emissions Changes for Cumulative Impacts (tons/year)										
				Alt. 1	Alt. 2	Alt. 3	Alt. 4	Alt. 6A	Alt. 5	Alt. 6 <u>b</u> /	Alt. 7	Alt. 6B	Alt. 8	
				No Action	Engine Only	Class 8 Tractors	Engines & Classes 7-8 Tractors	15% below Preferred Alternative Stringency	Engines, Classes 7-8 Tractors, & Classes 2b-3	Engines, Tractors, & Classes 2b-8	Engines, Tractors, & Truckers	20% above Preferred Alternative Stringency	Accelerated Hybrid Adoption	
Douglas (Cochise County), AZ	SO _x	Maintenance	100	0.00	0.01	0.42	0.44	0.44	0.44	0.44	0.44	0.42	0.44	0.42
Duluth, MN	CO	Maintenance	100	0.00	0.02	0.48	0.52	0.52	0.52	0.52	0.51	0.49	0.51	0.49
Eagle River, AK	PM ₁₀	Moderate	100	0.00	0.00	0.03	0.03	0.03	0.03	0.03	0.03	0.03	0.03	0.03
East Chicago, IN	CO	Maintenance	100	0.00	0.05	1.41	1.50	1.51	1.50	1.50	1.49	1.44	1.49	1.44
East Chicago, IN	PM ₁₀	Maintenance	100	0.00	-20.96	-21.74	-33.64	-28.34	-36.32	-40.20	-42.52	-41.27	-41.27	-63.06
East Helena Area (Lewis and Clark County), MT	SO _x	Nonattainment	100	0.00	0.00	0.01	0.01	0.01	0.01	0.01	0.01	0.01	0.01	0.01
El Paso County, TX	PM ₁₀	Moderate	100	0.00	-6.30	-5.53	-9.06	-7.45	-9.87	-11.06	-11.80	-11.38	-11.38	-18.01
El Paso, TX	CO	Maintenance	100	0.00	0.00	0.09	0.10	0.10	0.10	0.09	0.09	0.09	0.09	0.09
Erie, PA	Ozone	Maintenance	100	0.00	0.05	1.74	1.85	1.87	1.85	1.83	1.76	1.83	1.83	1.75
Essex County (Whiteface Mountain), NY	Ozone	Former Subpart 1	50	0.00	0.00	0.01	0.01	0.01	0.01	0.01	0.01	0.01	0.01	0.01
Eugene-Springfield, OR	CO	Maintenance	100	0.00	0.09	2.44	2.60	2.61	2.61	2.59	2.57	2.48	2.57	2.48
Eugene-Springfield, OR	PM ₁₀	Moderate	100	0.00	0.09	2.44	2.60	2.61	2.61	2.59	2.57	2.48	2.57	2.48
Evansville, IN	Ozone	Maintenance	100	0.00	0.19	5.23	5.58	5.61	5.57	5.52	5.33	5.52	5.52	5.33
Evansville, IN	PM _{2.5}	Nonattainment	100	0.00	0.19	5.23	5.58	5.61	5.57	5.52	5.33	5.52	5.52	5.33
Fairbanks, AK	CO	Maintenance	100	0.00	0.00	0.10	0.10	0.10	0.10	0.10	0.10	0.10	0.10	0.10
Fayetteville, NC	Ozone	Former Subpart 1	50	0.00	0.06	1.70	1.82	1.83	1.81	1.79	1.73	1.79	1.79	1.73
Flathead County; Whitefish and vicinity, MT	PM ₁₀	Moderate	100	0.00	0.00	0.05	0.06	0.06	0.06	0.06	0.06	0.05	0.06	0.05
Flint, MI	Ozone	Maintenance	100	0.00	-0.26	4.48	4.56	4.70	4.49	4.36	4.13	4.34	4.34	3.70
Follansbee, WV	PM ₁₀	Maintenance	100	0.00	0.00	0.00	0.00	0.00	0.00	0.00	0.00	0.00	0.00	0.00
Fort Collins, CO	CO	Maintenance	100	0.00	0.03	0.91	0.97	0.98	0.97	0.96	0.93	0.96	0.96	0.93
Fort Hall Reservation, ID	PM ₁₀	Moderate	100	0.00	0.00	0.00	0.00	0.00	0.00	0.00	0.00	0.00	0.00	0.00
Fort Wayne, IN	Ozone	Maintenance	100	0.00	0.11	3.10	3.30	3.32	3.30	3.26	3.15	3.26	3.26	3.15
Franklin County, PA	Ozone	Maintenance	100	0.00	0.05	1.45	1.55	1.56	1.55	1.53	1.48	1.53	1.53	1.48
Franklin Township (Coshocton County), OH	SO _x	Maintenance	100	0.00	0.00	0.01	0.01	0.01	0.01	0.01	0.01	0.01	0.01	0.01
Frederick County, VA	Ozone	Former Subpart 1	50	0.00	0.03	0.87	0.93	0.93	0.93	0.92	0.89	0.92	0.92	0.89
Fredericksburg, VA	Ozone	Maintenance	100	0.00	0.06	1.80	1.92	1.93	1.92	1.90	1.84	1.90	1.90	1.84
Freehold, NJ	CO	Maintenance	100	0.00	0.00	0.05	0.05	0.05	0.05	0.05	0.05	0.05	0.05	0.05
Fresno, CA	CO	Maintenance	100	0.00	0.10	2.88	3.07	3.09	3.07	3.03	2.93	3.03	3.03	2.93
Grand Rapids, MI	Ozone	Maintenance	100	0.00	0.30	8.47	9.02	9.07	9.01	8.92	8.61	8.92	8.92	8.61
Granite City, Nameoki Townships, IL	PM ₁₀	Maintenance	100	0.00	-0.02	0.26	0.26	0.27	0.26	0.25	0.23	0.25	0.25	0.20
Grant County, NM	SO _x	Maintenance	100	0.00	0.00	0.01	0.02	0.02	0.02	0.02	0.02	0.02	0.02	0.02
Grants Pass, OR	CO	Maintenance	100	0.00	0.01	0.21	0.22	0.22	0.22	0.22	0.21	0.22	0.22	0.21
Grants Pass, OR	PM ₁₀	Maintenance	100	0.00	0.01	0.21	0.22	0.22	0.22	0.22	0.21	0.22	0.22	0.21
Great Falls, MT	CO	Maintenance	100	0.00	0.00	0.12	0.12	0.12	0.12	0.12	0.12	0.12	0.12	0.12
Greater Connecticut, CT	Ozone	Moderate	50	0.00	0.17	4.91	5.23	5.26	5.22	5.17	4.99	5.17	5.17	4.99
Greeley, CO	CO	Maintenance	100	0.00	0.03	0.72	0.77	0.77	0.77	0.76	0.73	0.76	0.76	0.73
Green Bay, WI	SO _x	Maintenance	100	0.00	0.03	0.85	0.91	0.91	0.90	0.89	0.86	0.89	0.89	0.86
Greene County, IN	Ozone	Maintenance	100	0.00	0.01	0.41	0.44	0.44	0.44	0.44	0.42	0.44	0.44	0.42
Greene County, PA	Ozone	Maintenance	100	0.00	0.01	0.25	0.27	0.27	0.27	0.26	0.25	0.26	0.26	0.25
Greensboro-Winston Salem-High Point, NC	Ozone	Marginal	50	0.00	0.52	14.54	15.50	15.59	15.49	15.32	14.80	15.32	15.32	14.80
Greensboro-Winston salem-High Point, NC	PM _{2.5}	Nonattainment	100	0.00	0.52	14.54	15.50	15.59	15.49	15.32	14.80	15.32	15.32	14.80
Greenville-Spartanburg-Anderson, SC	Ozone	Former Subpart 1	50	0.00	0.24	6.84	7.29	7.33	7.28	7.21	6.96	7.21	7.21	6.96
Groveland Township (Tazewell County), IL	SO _x	Maintenance	100	0.00	0.01	0.19	0.20	0.20	0.20	0.20	0.19	0.20	0.20	0.19

Table D2-18 Emission Changes <u>a/</u> (for Cumulative Impacts) by Nonattainment Area with Alternative Standards for HD Vehicles Diesel Particulate Matter (DPM) 2050														
Nonattainment Area	Pollutant	Status <u>c/</u>	General Conformity Threshold <u>d/</u>	Emissions Changes for Cumulative Impacts (tons/year)										
				Alt. 1	Alt. 2	Alt. 3	Alt. 4	Alt. 6A	Alt. 5	Alt. 6 <u>b/</u>	Alt. 7	Alt. 6B	Alt. 8	
				No Action	Engine Only	Class 8 Tractors	Engines & Classes 7-8 Tractors	15% below Preferred Alternative Stringency	Engines, Classes 7-8 Tractors, & Classes 2b-3	Engines, Tractors, & Classes 2b-8	Engines, Tractors, Trucks, & Trailers	20% above Preferred Alternative Stringency	Accelerated Hybrid Adoption	
Hancock-Knox-Lincoln-Waldo Counties, ME	Ozone	Maintenance	100	0.00	0.03	0.80	0.86	0.86	0.86	0.85	0.85	0.82	0.85	0.82
Harrisburg-Lebanon-Carlisle, PA	Ozone	Maintenance	100	0.00	0.56	15.63	16.65	16.75	16.64	16.46	15.90	16.46	16.46	15.90
Harrisburg-Lebanon-Carlisle, PA	PM _{2.5}	Nonattainment	100	0.00	0.56	15.63	16.65	16.75	16.64	16.46	15.90	16.46	16.46	15.90
Hartford-New Britain-Middletown, CT	CO	Maintenance	100	0.00	0.12	3.35	3.57	3.59	3.57	3.53	3.41	3.53	3.53	3.41
Hayden (Pinal County), AZ	SO _x	Nonattainment	100	0.00	0.00	0.06	0.07	0.07	0.07	0.06	0.06	0.06	0.06	0.06
Hayden/Miami, AZ	PM ₁₀	Moderate	100	0.00	0.01	0.22	0.23	0.23	0.23	0.23	0.22	0.23	0.23	0.22
Haywood and Swain Counties (Great Smoky Mountain NP), NC	Ozone	Maintenance	100	0.00	0.00	0.04	0.05	0.05	0.04	0.04	0.04	0.04	0.04	0.04
Hazelwood, PA	SO _x	Maintenance	100	0.00	0.00	0.17	0.18	0.18	0.18	0.17	0.17	0.17	0.17	0.17
Hickory, NC	PM _{2.5}	Nonattainment	100	0.00	0.03	0.94	1.00	1.01	1.00	0.99	0.96	0.99	0.99	0.96
Hickory-Morgantown-Lenoir, NC	Ozone	Former Subpart 1	50	0.00	0.06	1.72	1.83	1.84	1.83	1.81	1.75	1.81	1.81	1.75
Hollis Township, IL	SO _x	Maintenance	100	0.00	0.00	0.02	0.02	0.02	0.02	0.02	0.02	0.02	0.02	0.02
Houston-Galveston-Brazoria, TX	Ozone	Severe	25	0.00	-85.79	-69.21	-116.99	-94.98	-128.07	-144.31	-154.64	-148.72	-148.72	-239.40
Humphreys County, TN	SO _x	Maintenance	100	0.00	0.00	0.07	0.07	0.07	0.07	0.07	0.07	0.07	0.07	0.07
Huntington-Ashland, WV-KY-OH	PM _{2.5}	Nonattainment	100	0.00	-11.37	-10.44	-16.83	-13.93	-18.29	-20.42	-21.74	-21.00	-21.00	-32.93
Huntington-Ashland, WV-KY	Ozone	Maintenance	100	0.00	-11.41	-11.55	-18.01	-15.12	-19.48	-21.59	-22.87	-22.17	-22.17	-34.06
Huron County, MI	Ozone	Maintenance	100	0.00	0.01	0.27	0.28	0.28	0.28	0.28	0.27	0.28	0.28	0.27
Imperial County, CA	Ozone	Moderate	50	0.00	0.05	1.37	1.46	1.47	1.46	1.44	1.39	1.44	1.44	1.39
Imperial Valley, CA	PM ₁₀	Serious	70	0.00	0.05	1.34	1.43	1.44	1.43	1.41	1.37	1.41	1.41	1.37
Indian Wells, CA	PM ₁₀	Maintenance	100	0.00	0.01	0.15	0.16	0.16	0.16	0.16	0.15	0.16	0.16	0.15
Indianapolis, IN	CO	Maintenance	100	0.00	1.09	30.49	32.50	32.68	32.47	32.13	31.02	32.13	32.13	31.03
Indianapolis, IN	Ozone	Maintenance	100	0.00	1.09	30.49	32.50	32.68	32.47	32.13	31.02	32.13	32.13	31.03
Indianapolis, IN	PM _{2.5}	Nonattainment	100	0.00	1.09	30.49	32.50	32.68	32.47	32.13	31.02	32.13	32.13	31.03
Jackson County, IN	Ozone	Maintenance	100	0.00	0.03	0.86	0.91	0.92	0.91	0.90	0.87	0.90	0.90	0.87
Jamestown, NY	Ozone	Former Subpart 1	50	0.00	0.02	1.04	1.10	1.11	1.10	1.08	1.04	1.08	1.08	1.03
Jefferson County, NY	Ozone	Moderate	50	0.00	0.02	0.69	0.73	0.74	0.73	0.73	0.70	0.73	0.73	0.70
Jefferson County, OH	PM ₁₀	Maintenance	100	0.00	0.00	0.05	0.05	0.05	0.05	0.05	0.05	0.05	0.05	0.05
Johnson City-Kingsport-Bristol, TN	Ozone	Former Subpart 1	50	0.00	0.05	1.53	1.63	1.64	1.63	1.62	1.56	1.62	1.62	1.56
Johnstown, PA	Ozone	Maintenance	100	0.00	0.03	0.90	0.96	0.97	0.96	0.95	0.92	0.95	0.95	0.92
Johnstown, PA	PM _{2.5}	Nonattainment	100	0.00	0.03	0.90	0.96	0.97	0.96	0.95	0.92	0.95	0.95	0.92
Juneau, AK	PM ₁₀	Moderate	100	0.00	0.00	0.04	0.05	0.05	0.05	0.05	0.04	0.05	0.05	0.04
Kalamazoo-Battle Creek, MI	Ozone	Maintenance	100	0.00	0.17	4.86	5.18	5.21	5.17	5.12	4.94	5.12	5.12	4.94
Kalispell, MT	PM ₁₀	Moderate	100	0.00	0.01	0.22	0.23	0.23	0.23	0.23	0.22	0.23	0.23	0.22
Kent and Queen Annes Counties, MD	Ozone	Maintenance	100	0.00	0.02	0.49	0.52	0.53	0.52	0.52	0.50	0.52	0.52	0.50
Kent, WA	PM ₁₀	Maintenance	100	0.00	0.01	0.16	0.17	0.17	0.17	0.17	0.16	0.17	0.17	0.16
Kern County (Eastern Kern), CA	Ozone	Former Subpart 1	50	0.00	0.01	0.39	0.41	0.42	0.41	0.41	0.39	0.41	0.41	0.39
Kewaunee County, WI	Ozone	Maintenance	100	0.00	0.01	0.22	0.23	0.23	0.23	0.23	0.22	0.23	0.23	0.22
King County, WA	PM ₁₀	Maintenance	100	0.00	0.00	0.06	0.07	0.07	0.07	0.07	0.06	0.07	0.07	0.06
Klamath Falls, OR	CO	Maintenance	100	0.00	0.02	0.50	0.54	0.54	0.54	0.53	0.51	0.53	0.53	0.51
Klamath Falls, OR	PM ₁₀	Maintenance	100	0.00	0.02	0.50	0.54	0.54	0.54	0.53	0.51	0.53	0.53	0.51
Knoxville, TN	Ozone	Former Subpart 1	50	0.00	0.71	19.92	21.23	21.36	21.22	20.99	20.27	20.99	20.99	20.27
Knoxville, TN	PM _{2.5}	Nonattainment	100	0.00	0.71	19.92	21.23	21.36	21.22	20.99	20.27	20.99	20.99	20.27
La Porte County, IN	SO _x	Maintenance	100	0.00	0.01	0.42	0.45	0.45	0.45	0.44	0.43	0.44	0.44	0.43
LaGrande, OR	PM ₁₀	Maintenance	100	0.00	0.00	0.08	0.08	0.08	0.08	0.08	0.08	0.08	0.08	0.08

Table D2-18 Emission Changes <u>a/</u> (for Cumulative Impacts) by Nonattainment Area with Alternative Standards for HD Vehicles Diesel Particulate Matter (DPM) 2050													
Nonattainment Area	Pollutant	Status <u>c/</u>	General Conformity Threshold <u>d/</u>	Emissions Changes for Cumulative Impacts (tons/year)									
				Alt. 1	Alt. 2	Alt. 3	Alt. 4	Alt. 6A	Alt. 5	Alt. 6 <u>b/</u>	Alt. 7	Alt. 6B	Alt. 8
				No Action	Engine Only	Class 8 Tractors	Engines & Classes 7-8 Tractors	15% below Preferred Alternative Stringency	Engines, Classes 7-8 Tractors, & Classes 2b-3	Engines, Tractors, & Classes 2b-8	Engines, Tractors, Trucks, & Trailers	20% above Preferred Alternative Stringency	Accelerated Hybrid Adoption
Lake County, IN	SO _x	Maintenance	100	0.00	-0.02	1.93	2.01	2.05	2.00	1.96	1.88	1.95	1.79
Lake County, OH	SO _x	Maintenance	100	0.00	0.01	0.27	0.29	0.29	0.29	0.29	0.28	0.29	0.28
Lake County, OR	PM ₁₀	Maintenance	100	0.00	0.00	0.03	0.03	0.03	0.03	0.03	0.03	0.03	0.03
Lake Tahoe North Shore, CA	CO	Maintenance	100	0.00	0.00	0.11	0.11	0.11	0.11	0.11	0.11	0.11	0.11
Lake Tahoe South Shore, CA	CO	Maintenance	100	0.00	0.01	0.27	0.29	0.29	0.29	0.29	0.28	0.29	0.28
Lake Tahoe, NV	CO	Maintenance	100	0.00	0.00	0.06	0.06	0.06	0.06	0.06	0.06	0.06	0.06
Lamar, CO	PM ₁₀	Maintenance	100	0.00	0.00	0.05	0.05	0.05	0.05	0.05	0.05	0.05	0.05
Lame Deer, MT	PM ₁₀	Moderate	100	0.00	0.00	0.01	0.01	0.01	0.01	0.01	0.01	0.01	0.01
Lancaster, PA	Ozone	Maintenance	100	0.00	0.21	6.11	6.51	6.55	6.50	6.43	6.21	6.43	6.21
Lancaster, PA	PM _{2.5}	Nonattainment	100	0.00	0.21	6.11	6.51	6.55	6.50	6.43	6.21	6.43	6.21
Lane County, OR	PM ₁₀	Moderate	100	0.00	0.00	0.01	0.01	0.01	0.01	0.01	0.01	0.01	0.01
Lansing-East Lansing, MI	Ozone	Maintenance	100	0.00	0.17	4.70	5.01	5.04	5.00	4.95	4.78	4.95	4.78
LaPorte, IN	Ozone	Maintenance	100	0.00	0.04	1.16	1.24	1.25	1.24	1.23	1.18	1.23	1.18
Las Vegas, NV	CO	Serious	100	0.00	0.09	2.61	2.78	2.80	2.78	2.75	2.66	2.75	2.66
Las Vegas, NV	Ozone	Former Subpart 1	50	0.00	0.09	2.61	2.78	2.80	2.78	2.75	2.66	2.75	2.66
Lauderdale County, AL	SO _x	Maintenance	100	0.00	0.02	0.53	0.56	0.56	0.56	0.55	0.54	0.55	0.54
Laurel Area (Yellowstone County), MT	SO _x	Nonattainment	100	0.00	0.00	0.01	0.01	0.01	0.01	0.01	0.01	0.01	0.01
Libby, MT	PM ₁₀	Moderate	100	0.00	0.00	0.07	0.07	0.07	0.07	0.07	0.07	0.07	0.07
Libby, MT	PM _{2.5}	Nonattainment	100	0.00	0.00	0.07	0.07	0.07	0.07	0.07	0.07	0.07	0.07
Liberty-Clairton, PA	PM _{2.5}	Nonattainment	100	0.00	0.00	0.05	0.05	0.05	0.05	0.05	0.04	0.05	0.04
Lima, OH	Ozone	Maintenance	100	0.00	-14.50	-15.06	-23.29	-19.63	-25.15	-27.83	-29.44	-28.57	-43.64
Longmont, CO	CO	Maintenance	100	0.00	0.02	0.46	0.49	0.49	0.49	0.49	0.47	0.49	0.47
Lorain County, OH	SO _x	Maintenance	100	0.00	0.01	0.34	0.36	0.36	0.36	0.35	0.34	0.35	0.34
Los Angeles South Coast Air Basin, CA	CO	Maintenance	100	0.00	-32.60	195.68	188.03	199.86	182.57	172.27	159.09	170.18	118.85
Los Angeles South Coast Air Basin, CA	NO _x	Maintenance	100	0.00	-32.60	195.68	188.03	199.86	182.57	172.27	159.09	170.18	118.85
Los Angeles South Coast Air Basin, CA	Ozone	Extreme	10	0.00	-32.60	195.68	188.03	199.86	182.57	172.27	159.09	170.18	118.85
Los Angeles South Coast Air Basin, CA	PM ₁₀	Serious	70	0.00	-32.60	195.68	188.03	199.86	182.57	172.27	159.09	170.18	118.85
Los Angeles South Coast Air Basin, CA	PM _{2.5}	Nonattainment	100	0.00	-32.60	195.68	188.03	199.86	182.57	172.27	159.09	170.18	118.85
Los Angeles-San Bernardino Counties (western Mohave), CA	Ozone	Moderate	50	0.00	0.08	2.34	2.50	2.51	2.49	2.47	2.38	2.47	2.38
Louisville, KY-IN	Ozone	Maintenance	100	0.00	0.68	19.15	20.41	20.53	20.40	20.18	19.49	20.18	19.49
Louisville, KY-IN	PM _{2.5}	Nonattainment	100	0.00	0.68	19.15	20.41	20.53	20.40	20.18	19.49	20.18	19.49
Lowell, MA	CO	Maintenance	100	0.00	0.02	0.58	0.62	0.62	0.62	0.61	0.59	0.61	0.59
Lucas County, OH	SO _x	Maintenance	100	0.00	-0.17	1.66	1.64	1.72	1.61	1.55	1.45	1.53	1.21
Lyons Township, IL	PM ₁₀	Maintenance	100	0.00	-0.07	0.38	0.36	0.39	0.35	0.33	0.30	0.32	0.21
Macon, GA	Ozone	Maintenance	100	0.00	0.06	1.60	1.71	1.72	1.71	1.69	1.63	1.69	1.63
Macon, GA	PM _{2.5}	Nonattainment	100	0.00	0.06	1.60	1.71	1.72	1.71	1.69	1.63	1.69	1.63
Madison and Page Counties (Shenandoah NP), VA	Ozone	Maintenance	100	0.00	0.00	0.01	0.02	0.02	0.02	0.01	0.01	0.01	0.01
Madison, WI	SO _x	Maintenance	100	0.00	0.08	2.15	2.29	2.30	2.28	2.26	2.18	2.26	2.18
Mammoth Lake, CA	PM ₁₀	Moderate	100	0.00	0.00	0.07	0.08	0.08	0.08	0.08	0.08	0.08	0.08
Manchester, NH	CO	Maintenance	100	0.00	0.01	0.36	0.39	0.39	0.39	0.38	0.37	0.38	0.37
Manitowoc County, WI	Ozone	Former Subpart 1	50	0.00	0.04	1.11	1.18	1.19	1.18	1.17	1.13	1.17	1.13
Marion County, IN	SO _x	Maintenance	100	0.00	0.07	1.95	2.08	2.09	2.08	2.06	1.99	2.06	1.99
Mariposa and Tuolumne Counties (Southern Mountain), CA	Ozone	Former Subpart 1	50	0.00	0.02	0.42	0.45	0.45	0.45	0.45	0.43	0.45	0.43

Table D2-18 Emission Changes <u>a</u> / (for Cumulative Impacts) by Nonattainment Area with Alternative Standards for HD Vehicles Diesel Particulate Matter (DPM) 2050													
Nonattainment Area	Pollutant	Status <u>c</u> /	General Conformity Threshold <u>d</u> /	Emissions Changes for Cumulative Impacts (tons/year)									
				Alt. 1	Alt. 2	Alt. 3	Alt. 4	Alt. 6A	Alt. 5	Alt. 6 <u>b</u> /	Alt. 7	Alt. 6B	Alt. 8
				No Action	Engine Only	Class 8 Tractors	Engines & Classes 7-8 Tractors	15% below Preferred Alternative Stringency	Engines, Classes 7-8 Tractors, & Classes 2b-3	Engines, Tractors, & Classes 2b-8	Engines, Tractors, & Truck, & Trailers	20% above Preferred Alternative Stringency	Accelerated Hybrid Adoption
Martinsburg, WV-Hagerstown, MD	PM _{2.5}	Nonattainment	100	0.00	0.08	2.12	2.26	2.27	2.26	2.23	2.16	2.23	2.16
Mason County, MI	Ozone	Maintenance	100	0.00	0.01	0.27	0.28	0.28	0.28	0.28	0.27	0.28	0.27
Medford, OR	CO	Maintenance	100	0.00	0.02	0.49	0.52	0.52	0.52	0.51	0.49	0.51	0.49
Medford-Ashland, OR	PM ₁₀	Maintenance	100	0.00	0.04	1.17	1.25	1.25	1.25	1.23	1.19	1.23	1.19
Memphis, TN-AR	Ozone	Maintenance	100	0.00	-4.18	2.01	-0.06	1.10	-0.63	-1.52	-2.24	-1.74	-6.56
Memphis, TN	CO	Maintenance	100	0.00	-4.20	1.43	-0.68	0.47	-1.25	-2.13	-2.84	-2.36	-7.16
Miami (Gila County), AZ	SO _x	Maintenance	100	0.00	0.01	0.15	0.16	0.16	0.16	0.16	0.15	0.16	0.15
Millinocket AQCR 109, ME	SO _x	Maintenance	100	0.00	0.00	0.04	0.04	0.04	0.04	0.04	0.04	0.04	0.04
Milwaukee, WI	SO _x	Maintenance	100	0.00	0.11	2.96	3.16	3.18	3.15	3.12	3.01	3.12	3.01
Milwaukee-Racine, WI	Ozone	Moderate	50	0.00	0.45	12.65	13.48	13.56	13.47	13.33	12.87	13.33	12.87
Minneapolis-St Paul, MN	CO	Maintenance	100	0.00	1.38	38.68	41.22	41.46	41.19	40.75	39.35	40.75	39.36
Minneapolis-St Paul, MN	SO _x	Maintenance	100	0.00	1.38	38.68	41.22	41.46	41.19	40.75	39.35	40.75	39.36
Missoula, MT	CO	Maintenance	100	0.00	0.03	0.86	0.92	0.92	0.92	0.91	0.88	0.91	0.88
Missoula, MT	PM ₁₀	Moderate	100	0.00	0.03	0.86	0.92	0.92	0.92	0.91	0.88	0.91	0.88
Modesto, CA	CO	Maintenance	100	0.00	0.06	1.69	1.81	1.82	1.80	1.78	1.72	1.78	1.72
Mohave County, AZ	PM ₁₀	Maintenance	100	0.00	0.03	0.82	0.87	0.88	0.87	0.86	0.83	0.86	0.83
Mono Basin, CA	PM ₁₀	Moderate	100	0.00	0.00	0.01	0.01	0.01	0.01	0.01	0.01	0.01	0.01
Morenci (Greenlee County), AZ	SO _x	Maintenance	100	0.00	0.00	0.01	0.02	0.02	0.02	0.02	0.01	0.02	0.01
Morristown, NJ	CO	Maintenance	100	0.00	0.00	0.10	0.11	0.11	0.11	0.11	0.10	0.11	0.10
Muhlenberg County, KY	SO _x	Maintenance	100	0.00	0.01	0.19	0.21	0.21	0.21	0.20	0.20	0.20	0.20
Muncie, IN	Ozone	Maintenance	100	0.00	0.03	0.92	0.98	0.99	0.98	0.97	0.94	0.97	0.94
Murray County (Chattahoochee NF), GA	Ozone	Maintenance	100	0.00	0.00	0.04	0.04	0.04	0.04	0.04	0.04	0.04	0.04
Muscatine County, IA	SO _x	Maintenance	100	0.00	0.01	0.17	0.18	0.18	0.18	0.18	0.17	0.18	0.17
Muskegon, MI	Ozone	Maintenance	100	0.00	0.05	1.29	1.38	1.38	1.37	1.36	1.31	1.36	1.31
Nashua, NH	CO	Maintenance	100	0.00	0.01	0.29	0.31	0.32	0.31	0.31	0.30	0.31	0.30
Nashville, TN	Ozone	Former Subpart 1	50	0.00	0.59	16.44	17.52	17.62	17.50	17.32	16.72	17.32	16.72
Nevada County (western part), CA	Ozone	Former Subpart 1	50	0.00	0.02	0.51	0.54	0.54	0.54	0.53	0.51	0.53	0.51
New Haven County, CT	PM ₁₀	Maintenance	100	0.00	0.02	0.55	0.59	0.59	0.59	0.58	0.56	0.58	0.56
New Haven-Meriden-Waterbury, CT	CO	Maintenance	100	0.00	0.09	2.56	2.73	2.75	2.73	2.70	2.61	2.70	2.61
New Manchester-Grant Magisterial District (Hancock County), WV	SO _x	Maintenance	100	0.00	0.00	0.03	0.03	0.03	0.03	0.03	0.03	0.03	0.03
New York County, NY	PM ₁₀	Moderate	100	0.00	0.02	0.94	1.00	1.00	0.99	0.98	0.94	0.98	0.93
New York-N. New Jersey-Long Island, NY-NJ-CT	CO	Maintenance	100	0.00	-2.40	57.93	59.42	60.98	58.78	57.21	54.43	56.98	49.89
New York-N. New Jersey-Long Island, NY-NJ-CT	PM _{2.5}	Nonattainment	100	0.00	-4.13	56.02	56.53	58.52	55.66	53.77	50.80	53.45	44.57
New York-northern New Jersey-Long Island, NY-NJ-CT	Ozone	Moderate	50	0.00	-4.87	35.45	34.60	36.47	33.75	32.10	29.87	31.78	23.64
Nogales, AZ	PM ₁₀	Moderate	100	0.00	0.01	0.27	0.29	0.29	0.29	0.29	0.28	0.29	0.28
Norfolk-Virginia Beach-Newport News, VA	Ozone	Maintenance	100	0.00	-16.07	-14.08	-23.08	-18.97	-25.15	-28.17	-30.06	-28.99	-45.89
Ogden, UT	CO	Maintenance	100	0.00	0.02	0.42	0.45	0.45	0.45	0.44	0.43	0.44	0.43
Ogden, UT	PM ₁₀	Moderate	100	0.00	0.02	0.42	0.45	0.45	0.45	0.44	0.43	0.44	0.43
Oglesby, IL	PM ₁₀	Maintenance	100	0.00	0.00	0.02	0.02	0.02	0.02	0.02	0.02	0.02	0.02
Olmsted County, MN	PM ₁₀	Maintenance	100	0.00	0.00	0.12	0.13	0.13	0.13	0.13	0.12	0.13	0.12
Olympia, Tumwater, Lacey, WA	PM ₁₀	Maintenance	100	0.00	0.02	0.68	0.73	0.73	0.72	0.72	0.69	0.72	0.69
Owens Valley, CA	PM ₁₀	Serious	70	0.00	0.00	0.02	0.02	0.02	0.02	0.02	0.02	0.02	0.02
Pagosa Springs, CO	PM ₁₀	Maintenance	100	0.00	0.00	0.00	0.00	0.00	0.00	0.00	0.00	0.00	0.00

Table D2-18 Emission Changes <u>a</u> / (for Cumulative Impacts) by Nonattainment Area with Alternative Standards for HD Vehicles Diesel Particulate Matter (DPM) 2050													
Nonattainment Area	Pollutant	Status <u>c</u> /	General Conformity Threshold <u>d</u> /	Emissions Changes for Cumulative Impacts (tons/year)									
				Alt. 1	Alt. 2	Alt. 3	Alt. 4	Alt. 6A	Alt. 5	Alt. 6 <u>b</u> /	Alt. 7	Alt. 6B	Alt. 8
				No Action	Engine Only	Class 8 Tractors	Engines & Classes 7–8 Tractors	15% below Preferred Alternative Stringency	Engines, Classes 7–8 Tractors, & Classes 2b–3	Engines, Tractors, & Classes 2b–8	Engines, Tractors, & Truck, & Trailers	20% above Preferred Alternative Stringency	Accelerated Hybrid Adoption
Parkersburg-Marietta, WV-OH	Ozone	Maintenance	100	0.00	0.09	2.65	2.82	2.84	2.82	2.79	2.69	2.79	2.69
Parkersburg-Marietta, WV-OH	PM _{2.5}	Nonattainment	100	0.00	0.09	2.65	2.82	2.84	2.82	2.79	2.69	2.79	2.69
Payson, AZ	PM ₁₀	Maintenance	100	0.00	0.00	0.10	0.10	0.10	0.10	0.10	0.10	0.10	0.10
Penns Grove, NJ	CO	Maintenance	100	0.00	0.00	0.00	0.00	0.00	0.00	0.00	0.00	0.00	0.00
Peoria, IL	SO _x	Maintenance	100	0.00	0.01	0.77	0.82	0.83	0.81	0.80	0.77	0.80	0.76
Perth Amboy, NJ	CO	Maintenance	100	0.00	-1.73	-1.55	-2.52	-2.08	-2.75	-3.07	-3.27	-3.16	-4.98
Philadelphia-Camden County, PA-NJ	CO	Maintenance	100	0.00	0.07	2.01	2.14	2.16	2.14	2.11	2.04	2.11	2.03
Phildelphia-Wilmington, PA-NY-DE	PM _{2.5}	Nonattainment	100	0.00	-24.34	-5.58	-18.46	-12.00	-21.69	-26.55	-30.07	-27.83	-54.62
Phildelphia-Wilmington-Atlantic City, PA-NY-MD-DE	Ozone	Moderate	50	0.00	-24.08	2.10	-10.29	-3.77	-13.52	-18.48	-22.27	-19.75	-46.84
Phoenix, AZ	CO	Maintenance	100	0.00	1.83	51.34	54.72	55.03	54.67	54.09	52.23	54.09	52.23
Phoenix, AZ	PM ₁₀	Serious	70	0.00	1.83	51.34	54.72	55.03	54.67	54.09	52.23	54.09	52.23
Phoenix-Mesa, AZ	Ozone	Former Subpart 1	50	0.00	0.93	26.15	27.87	28.03	27.85	27.55	26.60	27.55	26.60
Pierce County, WA	PM ₁₀	Maintenance	100	0.00	0.00	0.05	0.06	0.06	0.06	0.06	0.05	0.06	0.05
Pinehurst, ID	PM ₁₀	Moderate	100	0.00	0.00	0.01	0.01	0.01	0.01	0.01	0.01	0.01	0.01
Pittsburgh, PA	CO	Maintenance	100	0.00	0.00	0.12	0.13	0.13	0.13	0.13	0.12	0.13	0.12
Pittsburgh-Beaver Valley, PA	Ozone	Former Subpart 1	50	0.00	0.73	20.52	21.87	22.00	21.85	21.62	20.88	21.62	20.88
Pittsburgh-Beaver Valley, PA	PM _{2.5}	Nonattainment	100	0.00	0.73	20.52	21.87	22.00	21.85	21.62	20.88	21.62	20.88
Polk County, TN	SO _x	Maintenance	100	0.00	0.01	0.15	0.16	0.16	0.16	0.16	0.15	0.16	0.15
Polson, MT	PM ₁₀	Moderate	100	0.00	0.00	0.03	0.03	0.03	0.03	0.03	0.03	0.03	0.03
Portland, ME	Ozone	Maintenance	100	0.00	0.16	4.62	4.93	4.96	4.92	4.87	4.70	4.87	4.70
Portland, OR	CO	Maintenance	100	0.00	0.10	5.25	5.55	5.61	5.53	5.46	5.25	5.45	5.16
Portneuf Valley, ID	PM ₁₀	Maintenance	100	0.00	0.01	0.24	0.25	0.25	0.25	0.25	0.24	0.25	0.24
Poughkeepsie, NY	Ozone	Moderate	50	0.00	0.16	4.45	4.74	4.77	4.74	4.68	4.52	4.68	4.52
Presque Isle, ME	PM ₁₀	Maintenance	100	0.00	0.00	0.06	0.07	0.07	0.07	0.07	0.06	0.07	0.06
Providence (entire State), RI	Ozone	Moderate	50	0.00	0.07	1.98	2.11	2.13	2.11	2.09	2.02	2.09	2.02
Provo, UT	CO	Maintenance	100	0.00	0.02	0.60	0.64	0.65	0.64	0.64	0.61	0.64	0.61
Raleigh-Durham, NC	CO	Maintenance	100	0.00	0.31	8.62	9.19	9.24	9.18	9.08	8.77	9.08	8.77
Raleigh-Durham-Chapel Hill, NC	Ozone	Maintenance	100	0.00	0.47	13.14	14.00	14.08	13.99	13.84	13.37	13.84	13.37
Ramsey County, MN	PM ₁₀	Maintenance	100	0.00	0.00	0.01	0.01	0.01	0.01	0.01	0.01	0.01	0.01
Reading, PA	Ozone	Maintenance	100	0.00	0.17	4.92	5.24	5.27	5.23	5.17	5.00	5.17	4.99
Reading, PA	PM _{2.5}	Nonattainment	100	0.00	0.17	4.92	5.24	5.27	5.23	5.17	5.00	5.17	4.99
Reno, NV	CO	Maintenance	100	0.00	0.03	0.81	0.86	0.87	0.86	0.85	0.83	0.85	0.83
Rhineland (Oneida County), WI	SO _x	Maintenance	100	0.00	0.00	0.01	0.01	0.01	0.01	0.01	0.01	0.01	0.01
Richmond-Petersburg, VA	Ozone	Maintenance	100	0.00	0.13	3.81	4.05	4.08	4.05	4.00	3.86	4.00	3.85
Rillito, AZ	PM ₁₀	Moderate	100	0.00	0.01	0.23	0.25	0.25	0.25	0.25	0.24	0.25	0.24
Riverside County (Coachella Valley), CA	Ozone	Severe	25	0.00	0.09	2.45	2.61	2.62	2.61	2.58	2.49	2.58	2.49
Roanoke, VA	Ozone	Former Subpart 1	50	0.00	0.06	1.75	1.86	1.87	1.86	1.84	1.78	1.84	1.78
Rochester (Olmsted County), MN	SO _x	Maintenance	100	0.00	0.02	0.54	0.58	0.58	0.58	0.57	0.55	0.57	0.55
Rochester, NY	Ozone	Former Subpart 1	50	0.00	0.15	4.31	4.60	4.62	4.59	4.54	4.39	4.54	4.39
Rocky Mount, NC	Ozone	Maintenance	100	0.00	0.04	1.25	1.33	1.34	1.33	1.32	1.27	1.32	1.27
Rome, GA	PM _{2.5}	Nonattainment	100	0.00	0.02	0.56	0.60	0.60	0.60	0.59	0.57	0.59	0.57
Ronan, MT	PM ₁₀	Moderate	100	0.00	0.00	0.01	0.01	0.01	0.01	0.01	0.01	0.01	0.01
Rothschild, Rib Mountain, Weston (Marathon County), WI	SO _x	Maintenance	100	0.00	0.00	0.02	0.02	0.02	0.02	0.02	0.02	0.02	0.02

Table D2-18 Emission Changes <u>a/</u> (for Cumulative Impacts) by Nonattainment Area with Alternative Standards for HD Vehicles Diesel Particulate Matter (DPM) 2050													
Nonattainment Area	Pollutant	Status <u>c/</u>	General Conformity Threshold <u>d/</u>	Emissions Changes for Cumulative Impacts (tons/year)									
				Alt. 1	Alt. 2	Alt. 3	Alt. 4	Alt. 6A	Alt. 5	Alt. 6 <u>b/</u>	Alt. 7	Alt. 6B	Alt. 8
				No Action	Engine Only	Class 8 Tractors	Engines & Classes 7-8 Tractors	15% below Preferred Alternative Stringency	Engines, Classes 7-8 Tractors, & Classes 2b-3	Engines, Tractors, & Classes 2b-8	Engines, Tractors, & Trucks, & Trailers	20% above Preferred Alternative Stringency	Accelerated Hybrid Adoption
Sacramento County, CA	PM ₁₀	Moderate	100	0.00	0.25	7.10	7.57	7.61	7.56	7.48	7.22	7.48	7.23
Sacramento Metro, CA	Ozone	Severe	25	0.00	0.45	12.61	13.44	13.52	13.43	13.29	12.83	13.29	12.83
Sacramento, CA	CO	Maintenance	100	0.00	0.27	7.57	8.07	8.11	8.06	7.98	7.70	7.98	7.70
Salem, OR	CO	Maintenance	100	0.00	0.02	0.64	0.68	0.68	0.68	0.67	0.65	0.67	0.65
Salt Lake City, UT	CO	Maintenance	100	0.00	-4.02	-3.70	-5.97	-4.94	-6.48	-7.24	-7.70	-7.44	-11.66
Salt Lake County, UT	PM ₁₀	Moderate	100	0.00	-3.79	2.79	0.95	2.02	0.43	-0.40	-1.10	-0.60	-5.05
Salt Lake County, UT	SO _x	Nonattainment	100	0.00	0.26	7.25	7.72	7.77	7.72	7.64	7.37	7.64	7.37
San Antonio, TX	Ozone	Former Subpart 1	50	0.00	0.36	10.11	10.77	10.83	10.76	10.65	10.28	10.65	10.28
San Bernardino County, CA	PM ₁₀	Moderate	100	0.00	0.05	1.54	1.64	1.65	1.64	1.62	1.56	1.62	1.56
San Diego, CA	CO	Maintenance	100	0.00	0.94	26.28	28.01	28.17	27.99	27.69	26.74	27.69	26.74
San Diego, CA	Ozone	Former Subpart 1	50	0.00	0.94	26.28	28.01	28.17	27.99	27.69	26.74	27.69	26.74
San Francisco Bay Area, CA	Ozone	Marginal	50	0.00	-32.77	-17.10	-34.90	-26.35	-39.19	-45.56	-49.90	-47.26	-82.61
San Francisco-Oakland-San Jose, CA	CO	Maintenance	100	0.00	-32.62	-13.10	-30.64	-22.07	-34.93	-41.35	-45.83	-43.05	-78.54
San Joaquin Valley, CA	Ozone	Extreme	10	0.00	2.29	72.48	77.09	77.61	76.99	76.11	73.45	76.10	73.16
San Joaquin Valley, CA	PM ₁₀	Maintenance	100	0.00	2.29	72.48	77.09	77.61	76.99	76.11	73.45	76.10	73.16
San Joaquin Valley, CA	PM _{2.5}	Nonattainment	100	0.00	2.29	72.48	77.09	77.61	76.99	76.11	73.45	76.10	73.16
San Manuel (Pinal County), AZ	SO _x	Maintenance	100	0.00	0.01	0.22	0.23	0.23	0.23	0.23	0.22	0.23	0.22
Sanders County (part);Thompson Falls and vicinity, MT	PM ₁₀	Moderate	100	0.00	0.00	0.00	0.00	0.00	0.00	0.00	0.00	0.00	0.00
Scranton-Wilkes Barre, PA	Ozone	Maintenance	100	0.00	0.19	5.28	5.63	5.66	5.63	5.57	5.38	5.57	5.38
Seattle-Tacoma, WA	CO	Maintenance	100	0.00	0.64	18.03	19.22	19.33	19.20	19.00	18.35	19.00	18.35
Sheboygan, WI	Ozone	Moderate	50	0.00	0.04	1.17	1.25	1.26	1.25	1.24	1.19	1.24	1.19
Sheridan, WY	PM ₁₀	Moderate	100	0.00	0.00	0.14	0.14	0.15	0.14	0.14	0.14	0.14	0.14
Shoshone County, ID	PM ₁₀	Moderate	100	0.00	0.00	0.00	0.00	0.00	0.00	0.00	0.00	0.00	0.00
Somerville, NJ	CO	Maintenance	100	0.00	0.00	0.05	0.05	0.05	0.05	0.05	0.05	0.05	0.05
South Bend-Elkhart, IN	Ozone	Maintenance	100	0.00	0.12	3.32	3.54	3.56	3.54	3.50	3.38	3.50	3.38
Southeast Chicago, IL	PM ₁₀	Maintenance	100	0.00	-0.05	1.03	1.06	1.09	1.04	1.01	0.96	1.01	0.87
Spokane County, WA	PM ₁₀	Maintenance	100	0.00	0.06	1.78	1.90	1.91	1.89	1.87	1.81	1.87	1.81
Spokane, WA	CO	Maintenance	100	0.00	0.06	1.76	1.87	1.89	1.87	1.85	1.79	1.85	1.79
Springfield (western MA), MA	Ozone	Moderate	50	0.00	0.20	5.51	5.88	5.91	5.87	5.81	5.61	5.81	5.61
Springfield, MA	CO	Maintenance	100	0.00	0.03	0.84	0.90	0.90	0.90	0.89	0.86	0.89	0.86
St Louis, MO	CO	Maintenance	100	0.00	0.20	6.61	7.03	7.08	7.02	6.94	6.69	6.94	6.66
St Louis, MO-IL	Ozone	Moderate	50	0.00	-64.20	-48.00	-83.57	-67.04	-91.88	-104.10	-111.99	-107.41	-175.55
St. Louis, MO-IL	PM _{2.5}	Nonattainment	100	0.00	-64.20	-48.16	-83.73	-67.21	-92.05	-104.27	-112.15	-107.57	-175.71
State College, PA	Ozone	Maintenance	100	0.00	0.07	1.86	1.98	1.99	1.98	1.96	1.89	1.96	1.89
Steamboat Springs, CO	PM ₁₀	Maintenance	100	0.00	0.00	0.13	0.14	0.14	0.14	0.14	0.13	0.14	0.13
Steubenville & Mingo Juction, OH	SO _x	Maintenance	100	0.00	0.01	0.29	0.31	0.31	0.31	0.30	0.29	0.30	0.29
Steubenville-Weirton, OH-WV	Ozone	Maintenance	100	0.00	-0.07	0.99	1.00	1.03	0.98	0.95	0.90	0.94	0.79
Steubenville-Weirton, OH-WV	PM _{2.5}	Nonattainment	100	0.00	-0.07	0.99	1.00	1.03	0.98	0.95	0.90	0.94	0.79
Stockton, CA	CO	Maintenance	100	0.00	0.08	2.37	2.52	2.54	2.52	2.49	2.41	2.49	2.41
Sutter County (Sutter Buttes), CA	Ozone	Former Subpart 1	50	0.00	0.00	0.00	0.00	0.00	0.00	0.00	0.00	0.00	0.00
Syracuse, NY	CO	Maintenance	100	0.00	0.06	1.73	1.84	1.85	1.84	1.82	1.76	1.82	1.76
Telluride, CO	PM ₁₀	Maintenance	100	0.00	0.00	0.01	0.01	0.01	0.01	0.01	0.01	0.01	0.01
Terre Haute, IN	Ozone	Maintenance	100	0.00	0.03	0.87	0.93	0.94	0.93	0.92	0.89	0.92	0.89

Nonattainment Area	Pollutant	Status ^{c/}	General Conformity Threshold ^{d/}	Emissions Changes for Cumulative Impacts (tons/year)										
				Alt. 1	Alt. 2	Alt. 3	Alt. 4	Alt. 6A	Alt. 5	Alt. 6 ^{b/}	Alt. 7	Alt. 6B	Alt. 8	
				No Action	Engine Only	Class 8 Tractors	Engines & Classes 7-8 Tractors	15% below Preferred Alternative Stringency	Engines, Classes 7-8 Tractors, & Classes 2b-3	Engines, Tractors, & Classes 2b-8	Engines, Tractors, & Trailers	20% above Preferred Alternative Stringency	Accelerated Hybrid Adoption	
Tioga County, PA	Ozone	Maintenance	100	0.00	0.01	0.39	0.42	0.42	0.42	0.42	0.41	0.40	0.41	0.40
Toledo, OH	Ozone	Maintenance	100	0.00	-15.23	-12.66	-21.15	-17.25	-23.12	-25.99	-27.81	-26.77	-42.84	
Toms River, NJ	CO	Maintenance	100	0.00	0.01	0.21	0.22	0.22	0.22	0.22	0.21	0.22	0.21	
Tooele County, UT	SO _x	Nonattainment	100	0.00	0.02	0.61	0.65	0.65	0.65	0.64	0.62	0.64	0.62	
Trenton, NJ	CO	Maintenance	100	0.00	0.02	0.53	0.57	0.57	0.57	0.56	0.54	0.56	0.54	
Trona, CA	PM ₁₀	Moderate	100	0.00	0.00	0.01	0.01	0.01	0.01	0.01	0.01	0.01	0.01	
Tucson, AZ	CO	Maintenance	100	0.00	0.16	4.38	4.67	4.69	4.66	4.61	4.45	4.61	4.45	
Utah County, UT	PM ₁₀	Moderate	100	0.00	0.06	1.73	1.85	1.86	1.85	1.83	1.76	1.83	1.76	
Vancouver, WA	CO	Maintenance	100	0.00	0.07	2.03	2.16	2.17	2.16	2.14	2.06	2.14	2.06	
Ventura County, CA	Ozone	Serious	50	0.00	0.08	2.71	2.88	2.90	2.88	2.84	2.74	2.84	2.72	
Vermillion County, IN	PM ₁₀	Maintenance	100	0.00	0.00	0.07	0.08	0.08	0.08	0.08	0.07	0.08	0.07	
Vigo County, IN	SO _x	Maintenance	100	0.00	0.03	0.87	0.93	0.94	0.93	0.92	0.89	0.92	0.89	
Wallula, WA	PM ₁₀	Maintenance	100	0.00	0.00	0.00	0.00	0.00	0.00	0.00	0.00	0.00	0.00	
Waltham, MA	CO	Maintenance	100	0.00	0.01	0.26	0.28	0.28	0.28	0.28	0.27	0.28	0.27	
Warren County, NJ	SO _x	Maintenance	100	0.00	0.01	0.27	0.29	0.29	0.29	0.29	0.28	0.29	0.28	
Warren County, PA	SO _x	Nonattainment	100	0.00	-0.01	0.07	0.07	0.07	0.07	0.06	0.06	0.06	0.05	
Washington County (Hagerstown), MD	Ozone	Former Subpart 1	50	0.00	0.03	0.87	0.92	0.93	0.92	0.91	0.88	0.91	0.88	
Washington, DC-MD-VA	CO	Maintenance	100	0.00	1.29	36.32	38.71	38.93	38.68	38.27	36.95	38.27	36.96	
Washington, DC-MD-VA	Ozone	Moderate	50	0.00	1.29	36.32	38.71	38.93	38.68	38.27	36.95	38.27	36.96	
Washington, DC-MD-VA	PM _{2.5}	Nonattainment	100	0.00	1.29	36.32	38.71	38.93	38.68	38.27	36.95	38.27	36.96	
Washoe County, NV	PM ₁₀	Serious	70	0.00	0.03	0.81	0.86	0.87	0.86	0.85	0.83	0.85	0.83	
Waterford Township (Washington County), OH	SO _x	Maintenance	100	0.00	0.00	0.05	0.05	0.05	0.05	0.05	0.05	0.05	0.05	
Wayne County, IN	SO _x	Maintenance	100	0.00	0.02	0.58	0.62	0.62	0.62	0.61	0.59	0.61	0.59	
Wayne County, MI	PM ₁₀	Maintenance	100	0.00	-7.97	-7.81	-12.32	-10.29	-13.34	-14.82	-15.72	-15.23	-23.54	
Weirton, WV	PM ₁₀	Maintenance	100	0.00	0.00	0.08	0.09	0.09	0.09	0.09	0.08	0.09	0.08	
Weirton, WV	SO _x	Maintenance	100	0.00	0.00	0.08	0.09	0.09	0.09	0.09	0.08	0.09	0.08	
Wheeling, WV-OH	Ozone	Maintenance	100	0.00	0.10	2.69	2.87	2.88	2.86	2.83	2.74	2.83	2.74	
Wheeling, WV-OH	PM _{2.5}	Nonattainment	100	0.00	0.10	2.69	2.87	2.88	2.86	2.83	2.74	2.83	2.74	
Winston-Salem, NC	CO	Maintenance	100	0.00	0.09	2.49	2.66	2.67	2.66	2.63	2.54	2.63	2.54	
Worcester, MA	CO	Maintenance	100	0.00	0.05	1.35	1.44	1.44	1.43	1.42	1.37	1.42	1.37	
Yakima County, WA	PM ₁₀	Maintenance	100	0.00	0.02	0.54	0.57	0.58	0.57	0.57	0.55	0.57	0.55	
Yakima, WA	CO	Maintenance	100	0.00	0.01	0.25	0.27	0.27	0.27	0.27	0.26	0.27	0.26	
York, PA	Ozone	Maintenance	100	0.00	0.18	4.98	5.31	5.34	5.30	5.25	5.07	5.25	5.07	
York, PA	PM _{2.5}	Nonattainment	100	0.00	0.18	4.98	5.31	5.34	5.30	5.25	5.07	5.25	5.07	
Youngstown-Warren-Sharon, OH-PA	Ozone	Maintenance	100	0.00	0.19	5.27	5.62	5.65	5.61	5.56	5.36	5.56	5.36	
Yuma, AZ	PM ₁₀	Moderate	100	0.00	0.04	1.25	1.33	1.34	1.33	1.31	1.27	1.31	1.27	

^{a/} Negative emissions changes indicate reductions; positive emissions changes are increases. Values of less than 0.005 tons/year are rounded to zero.

^{b/} Preferred Alternative

^{c/} Pollutants for which the area is designated nonattainment or maintenance as of 2010. Source: 40 CFR 81.

^{d/} Emissions thresholds in tons/year of: CO in CO maintenance and nonattainment areas; VOC or NO_x in ozone maintenance and nonattainment areas; primary PM_{2.5} in PM_{2.5} maintenance and nonattainment areas; primary PM₁₀ in PM₁₀ maintenance and nonattainment areas; and SO₂ in SO₂ maintenance and nonattainment areas. Source: 40 CFR § 93.153. These thresholds are provided for information only; a general conformity determination is not required for the proposed actions. (See section 3.3.1.)

Source: EPA (U.S. Environmental Protection Agency). 2010. The Green Book Nonattainment Areas. Washington, District of Columbia. Last Revised: June 16, 2010. U.S. Environmental Protection Agency. Available: <http://www.epa.gov/oaqps001/greenbk/>. Accessed: August 6, 2010.

Table D2-19 Emission Changes <u>a/</u> (for Cumulative Impacts) by Nonattainment Area with Alternative Standards for HD Vehicles Formaldehyde 2018														
Nonattainment Area	Pollutant	Status <u>c/</u>	General Conformity Threshold <u>d/</u>	Emissions Changes for Cumulative Impacts (tons/year)										
				Alt. 1	Alt. 2	Alt. 3	Alt. 4	Alt. 6A	Alt. 5	Alt. 6 <u>b/</u>	Alt. 7	Alt. 6B	Alt. 8	
				No Action	Engine Only	Class 8 Tractors	Engines & Classes 7-8 Tractors	15% below Preferred Alternative Stringency	Engines, Classes 7-8 Tractors, & Classes 2b-3	Engines, Tractors, & Classes 2b-8	Engines, Tractors, & Truckers, & Trailers	20% above Preferred Alternative Stringency	Accelerated Hybrid Adoption	
Addison Township (Gallia County), OH	SO _x	Maintenance	100	0.00	0.00	-0.02	-0.02	-0.02	-0.02	-0.02	-0.02	-0.02	-0.02	-0.02
Ajo (Pima County), AZ	PM ₁₀	Moderate	100	0.00	0.00	-0.07	-0.07	-0.07	-0.07	-0.07	-0.07	-0.07	-0.07	-0.07
Ajo (Pima County), AZ	SO _x	Maintenance	100	0.00	0.00	-0.07	-0.07	-0.07	-0.07	-0.07	-0.07	-0.07	-0.07	-0.07
Albany-Schenectady-Troy, NY	Ozone	Former Subpart 1	50	0.00	0.12	-9.96	-10.17	-10.16	-10.16	-10.16	-10.16	-10.16	-10.16	-10.16
Albuquerque, NM	CO	Maintenance	100	0.00	0.06	-4.62	-4.71	-4.71	-4.71	-4.71	-4.71	-4.71	-4.71	-4.71
Allegan County, MI	Ozone	Former Subpart 1	50	0.00	0.01	-1.10	-1.13	-1.13	-1.13	-1.13	-1.13	-1.13	-1.13	-1.13
Allentown-Bethlehem-Easton, PA	Ozone	Maintenance	100	0.00	0.06	-4.63	-4.73	-4.73	-4.73	-4.73	-4.73	-4.73	-4.73	-4.73
Altoona, PA	Ozone	Maintenance	100	0.00	0.01	-0.82	-0.84	-0.84	-0.84	-0.84	-0.84	-0.84	-0.84	-0.84
Amador and Calveras Counties (Central Mountain), CA	Ozone	Former Subpart 1	50	0.00	0.01	-1.17	-1.20	-1.20	-1.20	-1.20	-1.20	-1.20	-1.20	-1.20
Anchorage, AK	CO	Maintenance	100	0.00	0.01	-1.07	-1.10	-1.10	-1.10	-1.10	-1.10	-1.10	-1.10	-1.10
Anthony, NM	PM ₁₀	Moderate	100	0.00	0.00	-0.06	-0.06	-0.06	-0.06	-0.06	-0.06	-0.06	-0.06	-0.06
Armstrong County, PA	SO _x	Nonattainment	100	0.00	0.00	-0.04	-0.04	-0.04	-0.04	-0.04	-0.04	-0.04	-0.04	-0.04
Aspen, CO	PM ₁₀	Maintenance	100	0.00	0.00	-0.05	-0.05	-0.05	-0.05	-0.05	-0.05	-0.05	-0.05	-0.05
Atlanta, GA	Ozone	Moderate	50	0.00	1.24	-102.37	-104.52	-104.48	-104.48	-104.49	-104.47	-104.49	-104.49	-104.47
Atlanta, GA	PM _{2.5}	Nonattainment	100	0.00	1.24	-102.37	-104.52	-104.48	-104.48	-104.49	-104.47	-104.49	-104.49	-104.47
Atlantic City, NJ	CO	Maintenance	100	0.00	0.00	-0.41	-0.42	-0.42	-0.42	-0.42	-0.42	-0.42	-0.42	-0.42
Bakersfield, CA	CO	Maintenance	100	0.00	0.03	-3.40	-3.47	-3.47	-3.47	-3.47	-3.47	-3.48	-3.48	-3.48
Baltimore, MD	CO	Maintenance	100	0.00	0.56	-46.18	-47.15	-47.13	-47.13	-47.13	-47.12	-47.13	-47.13	-47.12
Baltimore, MD	Ozone	Moderate	50	0.00	0.56	-46.18	-47.15	-47.13	-47.13	-47.13	-47.12	-47.13	-47.13	-47.12
Baltimore, MD	PM _{2.5}	Nonattainment	100	0.00	0.56	-46.18	-47.15	-47.13	-47.13	-47.13	-47.12	-47.13	-47.13	-47.12
Baton Rouge, LA	Ozone	Moderate	50	0.00	-0.17	-5.90	-6.11	-6.11	-6.11	-6.11	-6.20	-6.25	-6.34	-6.34
Beaumont-Port Arthur, TX	Ozone	Moderate	50	0.00	-0.74	-4.25	-4.63	-4.63	-4.63	-4.63	-4.94	-5.10	-5.41	-5.41
Benton County, TN	SO _x	Maintenance	100	0.00	0.00	-0.01	-0.01	-0.01	-0.01	-0.01	-0.01	-0.01	-0.01	-0.01
Benton Harbor, MI	Ozone	Maintenance	100	0.00	0.02	-1.46	-1.49	-1.49	-1.49	-1.49	-1.49	-1.49	-1.49	-1.49
Benzie County, MI	Ozone	Maintenance	100	0.00	0.00	-0.17	-0.17	-0.17	-0.17	-0.17	-0.17	-0.17	-0.17	-0.17
Berkeley and Jefferson Counties, WV	Ozone	Maintenance	100	0.00	0.01	-1.13	-1.15	-1.15	-1.15	-1.15	-1.15	-1.15	-1.15	-1.15
Billings, MT	CO	Maintenance	100	0.00	0.01	-0.57	-0.58	-0.58	-0.58	-0.58	-0.58	-0.58	-0.58	-0.58
Birmingham, AL	Ozone	Maintenance	100	0.00	0.20	-16.10	-16.44	-16.44	-16.44	-16.44	-16.43	-16.44	-16.44	-16.43
Birmingham, AL	PM _{2.5}	Nonattainment	100	0.00	0.20	-16.10	-16.44	-16.44	-16.44	-16.44	-16.43	-16.44	-16.44	-16.43
Boise-Northern Ada County, ID	CO	Maintenance	100	0.00	0.06	-4.98	-5.08	-5.08	-5.08	-5.08	-5.08	-5.08	-5.08	-5.08
Boise-Northern Ada County, ID	PM ₁₀	Maintenance	100	0.00	0.06	-4.98	-5.08	-5.08	-5.08	-5.08	-5.08	-5.08	-5.08	-5.08
Bonner County (Sandpoint), ID	PM ₁₀	Moderate	100	0.00	0.00	-0.12	-0.13	-0.13	-0.13	-0.13	-0.13	-0.13	-0.13	-0.13
Boston, MA	CO	Maintenance	100	0.00	0.08	-6.70	-6.84	-6.84	-6.84	-6.84	-6.84	-6.84	-6.84	-6.84
Boston-Lawrence-Worcester (eastern MA), MA	Ozone	Moderate	50	0.00	0.48	-39.81	-40.65	-40.63	-40.63	-40.63	-40.63	-40.63	-40.63	-40.63
Boston-Manchester-Portsmouth (southeast NH), NH	Ozone	Moderate	50	0.00	0.06	-5.01	-5.12	-5.11	-5.11	-5.11	-5.11	-5.11	-5.11	-5.11
Boyd County (part), KY	SO _x	Maintenance	100	0.00	0.00	-0.08	-0.08	-0.08	-0.08	-0.08	-0.08	-0.08	-0.08	-0.08
Buffalo-Niagara Falls, NY	Ozone	Former Subpart 1	50	0.00	0.11	-9.11	-9.30	-9.30	-9.30	-9.30	-9.30	-9.30	-9.30	-9.30
Burlington, NJ	CO	Maintenance	100	0.00	0.00	-0.07	-0.07	-0.07	-0.07	-0.07	-0.07	-0.07	-0.07	-0.07
Butte, MT	PM ₁₀	Moderate	100	0.00	0.00	-0.17	-0.17	-0.17	-0.17	-0.17	-0.17	-0.17	-0.17	-0.17
Canon City, CO	PM ₁₀	Maintenance	100	0.00	0.00	-0.15	-0.15	-0.15	-0.15	-0.15	-0.15	-0.15	-0.15	-0.15
Canton-Massillon, OH	Ozone	Maintenance	100	0.00	0.06	-4.69	-4.79	-4.79	-4.79	-4.79	-4.79	-4.79	-4.79	-4.79
Canton-Massillon, OH	PM _{2.5}	Nonattainment	100	0.00	0.06	-4.69	-4.79	-4.79	-4.79	-4.79	-4.79	-4.79	-4.79	-4.79
Case County, MI	Ozone	Maintenance	100	0.00	0.00	-0.35	-0.35	-0.35	-0.35	-0.35	-0.35	-0.35	-0.35	-0.35

Table D2-19 Emission Changes μ / (for Cumulative Impacts) by Nonattainment Area with Alternative Standards for HD Vehicles Formaldehyde 2018														
Nonattainment Area	Pollutant	Status c /	General Conformity Threshold d /	Emissions Changes for Cumulative Impacts (tons/year)										
				Alt. 1	Alt. 2	Alt. 3	Alt. 4	Alt. 6A	Alt. 5	Alt. 6 b /	Alt. 7	Alt. 6B	Alt. 8	
				No Action	Engine Only	Class 8 Tractors	Engines & Classes 7-8 Tractors	15% below Preferred Alternative Stringency	Engines, Classes 7-8 Tractors, & Classes 2b-3	Engines, Tractors, & Classes 2b-8	Engines, Tractors, & Truck, & Trailers	20% above Preferred Alternative Stringency	Accelerated Hybrid Adoption	
Center Township (Morgan County), OH	SO _x	Maintenance	100	0.00	0.00	-0.01	-0.01	-0.01	-0.01	-0.01	-0.01	-0.01	-0.01	-0.01
Central Steptoe Valley (White Pine County), NV	SO _x	Maintenance	100	0.00	0.00	-0.05	-0.05	-0.05	-0.05	-0.05	-0.05	-0.05	-0.05	-0.05
Charleston, WV	Ozone	Maintenance	100	0.00	0.05	-4.47	-4.57	-4.57	-4.57	-4.57	-4.57	-4.57	-4.57	-4.57
Charleston, WV	PM _{2.5}	Nonattainment	100	0.00	0.05	-4.47	-4.57	-4.57	-4.57	-4.57	-4.57	-4.57	-4.57	-4.57
Charlotte, NC	CO	Maintenance	100	0.00	0.07	-5.61	-5.72	-5.72	-5.72	-5.72	-5.72	-5.72	-5.72	-5.72
Charlotte-Gastonia-Rock Hill, NC-SC	Ozone	Moderate	50	0.00	0.15	-12.61	-12.88	-12.87	-12.87	-12.87	-12.87	-12.87	-12.87	-12.87
Chattanooga, TN-GA-AL	PM _{2.5}	Nonattainment	100	0.00	0.05	-4.31	-4.40	-4.40	-4.40	-4.40	-4.40	-4.40	-4.40	-4.40
Chattanooga, TN-GA	Ozone	Former Subpart 1	50	0.00	0.05	-3.91	-3.99	-3.99	-3.99	-3.99	-3.99	-3.99	-3.99	-3.99
Chicago-Gary-Lake County, IL-IN	Ozone	Moderate	50	0.00	1.34	-111.07	-113.42	-113.37	-113.37	-113.38	-113.38	-113.36	-113.38	-113.37
Chicago-Gary-Lake County, IL-IN	PM _{2.5}	Nonattainment	100	0.00	1.34	-111.07	-113.42	-113.37	-113.37	-113.38	-113.38	-113.36	-113.38	-113.37
Chico, CA	CO	Maintenance	100	0.00	0.03	-2.61	-2.67	-2.66	-2.66	-2.66	-2.66	-2.66	-2.66	-2.66
Chico, CA	Ozone	Former Subpart 1	50	0.00	0.03	-2.61	-2.67	-2.66	-2.66	-2.66	-2.66	-2.66	-2.66	-2.66
Cincinnati-Hamilton, OH-KY-IN	Ozone	Former Subpart 1	50	0.00	0.37	-30.32	-30.96	-30.94	-30.94	-30.94	-30.94	-30.94	-30.94	-30.94
Cincinnati-Hamilton, OH-KY-IN	PM _{2.5}	Nonattainment	100	0.00	0.37	-30.32	-30.96	-30.94	-30.94	-30.94	-30.94	-30.94	-30.94	-30.94
Clairton & 4 Boroughs, PA	PM ₁₀	Maintenance	100	0.00	0.00	-0.11	-0.12	-0.12	-0.12	-0.12	-0.12	-0.12	-0.12	-0.12
Clark County, NV	PM ₁₀	Serious	70	0.00	0.14	-11.16	-11.40	-11.39	-11.39	-11.39	-11.39	-11.39	-11.39	-11.39
Clarksville-Hopkinsville, TN-KY	Ozone	Maintenance	100	0.00	0.02	-1.99	-2.03	-2.03	-2.03	-2.03	-2.03	-2.03	-2.03	-2.03
Clearfield and Indiana Counties, PA	Ozone	Maintenance	100	0.00	0.02	-1.42	-1.45	-1.45	-1.45	-1.45	-1.45	-1.45	-1.45	-1.45
Cleveland, OH	CO	Maintenance	100	0.00	0.09	-7.61	-7.77	-7.76	-7.76	-7.76	-7.76	-7.76	-7.76	-7.76
Cleveland-Akron-Lorain, OH	Ozone	Maintenance	100	0.00	0.48	-39.20	-40.03	-40.01	-40.01	-40.02	-40.02	-40.01	-40.02	-40.01
Cleveland-Akron-Lorain, OH	PM _{2.5}	Nonattainment	100	0.00	0.48	-39.20	-40.03	-40.01	-40.01	-40.02	-40.02	-40.01	-40.02	-40.01
Coachella Valley, CA	PM ₁₀	Serious	70	0.00	0.06	-4.65	-4.75	-4.74	-4.74	-4.74	-4.74	-4.74	-4.74	-4.74
Colbert County, AL	SO _x	Maintenance	100	0.00	0.01	-0.49	-0.50	-0.50	-0.50	-0.50	-0.50	-0.50	-0.50	-0.50
Colorado Springs, CO	CO	Maintenance	100	0.00	0.05	-4.46	-4.56	-4.56	-4.56	-4.56	-4.56	-4.56	-4.56	-4.56
Columbia Falls, MT	PM ₁₀	Moderate	100	0.00	0.00	-0.04	-0.04	-0.04	-0.04	-0.04	-0.04	-0.04	-0.04	-0.04
Columbia, SC	Ozone	Former Subpart 1	50	0.00	0.06	-5.08	-5.19	-5.19	-5.19	-5.19	-5.19	-5.19	-5.19	-5.19
Columbus, OH	Ozone	Maintenance	100	0.00	0.30	-24.66	-25.18	-25.17	-25.17	-25.17	-25.17	-25.17	-25.17	-25.17
Columbus, OH	PM _{2.5}	Nonattainment	100	0.00	0.30	-24.66	-25.18	-25.17	-25.17	-25.17	-25.17	-25.17	-25.17	-25.17
Conewango Township (Warren County), PA	SO _x	Maintenance	100	0.00	0.00	-0.03	-0.03	-0.03	-0.03	-0.03	-0.03	-0.03	-0.03	-0.03
Coso Junction, CA	PM ₁₀	Moderate	100	0.00	0.00	0.00	0.00	0.00	0.00	0.00	0.00	0.00	0.00	0.00
Cuyahoga County, OH	PM ₁₀	Maintenance	100	0.00	0.17	-13.79	-14.08	-14.07	-14.07	-14.07	-14.07	-14.07	-14.07	-14.07
Cuyahoga County, OH	SO _x	Maintenance	100	0.00	0.17	-13.79	-14.08	-14.07	-14.07	-14.07	-14.07	-14.07	-14.07	-14.07
Dallas-Fort Worth, TX	Ozone	Moderate	50	0.00	0.64	-52.62	-53.73	-53.71	-53.71	-53.71	-53.71	-53.71	-53.71	-53.71
Dayton-Springfield, OH	Ozone	Maintenance	100	0.00	0.15	-12.57	-12.83	-12.83	-12.83	-12.83	-12.83	-12.82	-12.83	-12.82
Dayton-Springfield, OH	PM _{2.5}	Nonattainment	100	0.00	0.15	-12.57	-12.83	-12.83	-12.83	-12.83	-12.83	-12.82	-12.83	-12.82
Denver Metro, CO	PM ₁₀	Maintenance	100	0.00	0.28	-22.67	-23.14	-23.14	-23.14	-23.14	-23.14	-23.13	-23.14	-23.13
Denver-Boulder, CO	CO	Maintenance	100	0.00	0.26	-21.68	-22.14	-22.13	-22.13	-22.13	-22.13	-22.13	-22.13	-22.13
Denver-Boulder-Greeley-Fort Collins-Loveland, CO	Ozone	Former Subpart 1	50	0.00	0.33	-27.32	-27.89	-27.88	-27.88	-27.88	-27.88	-27.88	-27.88	-27.88
Detroit, MI	CO	Maintenance	100	0.00	0.16	-12.89	-13.16	-13.16	-13.16	-13.16	-13.16	-13.15	-13.16	-13.15
Detroit-Ann Arbor, MI	Ozone	Maintenance	100	0.00	0.87	-71.77	-73.28	-73.25	-73.25	-73.25	-73.25	-73.24	-73.25	-73.24
Detroit-Ann Arbor, MI	PM _{2.5}	Nonattainment	100	0.00	0.87	-71.77	-73.28	-73.25	-73.25	-73.25	-73.25	-73.24	-73.25	-73.24
Door County, WI	Ozone	Former Subpart 1	50	0.00	0.00	-0.28	-0.29	-0.29	-0.29	-0.29	-0.29	-0.29	-0.29	-0.29
Douglas (Cochise County), AZ	PM ₁₀	Moderate	100	0.00	0.01	-0.50	-0.51	-0.51	-0.51	-0.51	-0.51	-0.51	-0.51	-0.51

Table D2-19 Emission Changes <u>a/</u> (for Cumulative Impacts) by Nonattainment Area with Alternative Standards for HD Vehicles Formaldehyde 2018													
Nonattainment Area	Pollutant	Status <u>c/</u>	General Conformity Threshold <u>d/</u>	Emissions Changes for Cumulative Impacts (tons/year)									
				Alt. 1	Alt. 2	Alt. 3	Alt. 4	Alt. 6A	Alt. 5	Alt. 6 <u>b/</u>	Alt. 7	Alt. 6B	Alt. 8
				No Action	Engine Only	Class 8 Tractors	Engines & Classes 7-8 Tractors	15% below Preferred Alternative Stringency	Engines, Classes 7-8 Tractors, & Classes 2b-3	Engines, Tractors, & Classes 2b-8	Engines, Tractors, & Truck, & Trailers	20% above Preferred Alternative Stringency	Accelerated Hybrid Adoption
Douglas (Cochise County), AZ	SO _x	Maintenance	100	0.00	0.01	-0.50	-0.51	-0.51	-0.51	-0.51	-0.51	-0.51	-0.51
Duluth, MN	CO	Maintenance	100	0.00	0.01	-0.65	-0.67	-0.67	-0.67	-0.67	-0.67	-0.67	-0.67
Eagle River, AK	PM ₁₀	Moderate	100	0.00	0.00	-0.06	-0.07	-0.07	-0.07	-0.07	-0.07	-0.07	-0.07
East Chicago, IN	CO	Maintenance	100	0.00	0.02	-1.64	-1.67	-1.67	-1.67	-1.67	-1.67	-1.67	-1.67
East Chicago, IN	PM ₁₀	Maintenance	100	0.00	0.02	-1.64	-1.67	-1.67	-1.67	-1.67	-1.67	-1.67	-1.67
East Helena Area (Lewis and Clark County), MT	SO _x	Nonattainment	100	0.00	0.00	-0.01	-0.01	-0.01	-0.01	-0.01	-0.01	-0.01	-0.01
El Paso County, TX	PM ₁₀	Moderate	100	0.00	0.05	-3.76	-3.84	-3.83	-3.83	-3.83	-3.83	-3.83	-3.83
El Paso, TX	CO	Maintenance	100	0.00	0.00	-0.25	-0.25	-0.25	-0.25	-0.25	-0.25	-0.25	-0.25
Erie, PA	Ozone	Maintenance	100	0.00	0.02	-1.81	-1.85	-1.85	-1.85	-1.85	-1.85	-1.85	-1.85
Essex County (Whiteface Mountain), NY	Ozone	Former Subpart 1	50	0.00	0.00	-0.01	-0.01	-0.01	-0.01	-0.01	-0.01	-0.01	-0.01
Eugene-Springfield, OR	CO	Maintenance	100	0.00	0.04	-3.47	-3.54	-3.54	-3.54	-3.54	-3.54	-3.54	-3.54
Eugene-Springfield, OR	PM ₁₀	Moderate	100	0.00	0.04	-3.47	-3.54	-3.54	-3.54	-3.54	-3.54	-3.54	-3.54
Evansville, IN	Ozone	Maintenance	100	0.00	0.06	-4.57	-4.66	-4.66	-4.66	-4.66	-4.66	-4.66	-4.66
Evansville, IN	PM _{2.5}	Nonattainment	100	0.00	0.06	-4.57	-4.66	-4.66	-4.66	-4.66	-4.66	-4.66	-4.66
Fairbanks, AK	CO	Maintenance	100	0.00	0.00	-0.13	-0.13	-0.13	-0.13	-0.13	-0.13	-0.13	-0.13
Fayetteville, NC	Ozone	Former Subpart 1	50	0.00	0.03	-2.31	-2.36	-2.35	-2.35	-2.35	-2.35	-2.35	-2.35
Flathead County; Whitefish and vicinity, MT	PM ₁₀	Moderate	100	0.00	0.00	-0.05	-0.05	-0.05	-0.05	-0.05	-0.05	-0.05	-0.05
Flint, MI	Ozone	Maintenance	100	0.00	0.05	-4.11	-4.20	-4.20	-4.20	-4.20	-4.20	-4.20	-4.20
Follansbee, WV	PM ₁₀	Maintenance	100	0.00	0.00	-0.01	-0.01	-0.01	-0.01	-0.01	-0.01	-0.01	-0.01
Fort Collins, CO	CO	Maintenance	100	0.00	0.02	-1.33	-1.35	-1.35	-1.35	-1.35	-1.35	-1.35	-1.35
Fort Hall Reservation, ID	PM ₁₀	Moderate	100	0.00	0.00	-0.01	-0.01	-0.01	-0.01	-0.01	-0.01	-0.01	-0.01
Fort Wayne, IN	Ozone	Maintenance	100	0.00	0.03	-2.85	-2.91	-2.91	-2.91	-2.91	-2.91	-2.91	-2.91
Franklin County, PA	Ozone	Maintenance	100	0.00	0.01	-1.18	-1.20	-1.20	-1.20	-1.20	-1.20	-1.20	-1.20
Franklin Township (Coshocton County), OH	SO _x	Maintenance	100	0.00	0.00	-0.01	-0.01	-0.01	-0.01	-0.01	-0.01	-0.01	-0.01
Frederick County, VA	Ozone	Former Subpart 1	50	0.00	0.01	-1.02	-1.04	-1.04	-1.04	-1.04	-1.04	-1.04	-1.04
Fredericksburg, VA	Ozone	Maintenance	100	0.00	0.04	-3.10	-3.16	-3.16	-3.16	-3.16	-3.16	-3.16	-3.16
Freehold, NJ	CO	Maintenance	100	0.00	0.00	-0.13	-0.13	-0.13	-0.13	-0.13	-0.13	-0.13	-0.13
Fresno, CA	CO	Maintenance	100	0.00	0.05	-4.49	-4.58	-4.58	-4.58	-4.58	-4.58	-4.58	-4.58
Grand Rapids, MI	Ozone	Maintenance	100	0.00	0.08	-6.23	-6.36	-6.36	-6.36	-6.36	-6.36	-6.36	-6.36
Granite City, Nameoki Townships, IL	PM ₁₀	Maintenance	100	0.00	0.00	-0.33	-0.34	-0.34	-0.34	-0.34	-0.34	-0.34	-0.34
Grant County, NM	SO _x	Maintenance	100	0.00	0.00	-0.02	-0.02	-0.02	-0.02	-0.02	-0.02	-0.02	-0.02
Grants Pass, OR	CO	Maintenance	100	0.00	0.00	-0.25	-0.26	-0.26	-0.26	-0.26	-0.26	-0.26	-0.26
Grants Pass, OR	PM ₁₀	Maintenance	100	0.00	0.00	-0.25	-0.26	-0.26	-0.26	-0.26	-0.26	-0.26	-0.26
Great Falls, MT	CO	Maintenance	100	0.00	0.00	-0.16	-0.16	-0.16	-0.16	-0.16	-0.16	-0.16	-0.16
Greater Connecticut, CT	Ozone	Moderate	50	0.00	0.16	-13.00	-13.28	-13.27	-13.27	-13.27	-13.27	-13.27	-13.27
Greeley, CO	CO	Maintenance	100	0.00	0.01	-0.94	-0.96	-0.96	-0.96	-0.96	-0.96	-0.96	-0.96
Green Bay, WI	SO _x	Maintenance	100	0.00	0.01	-0.96	-0.98	-0.98	-0.98	-0.98	-0.98	-0.98	-0.98
Greene County, IN	Ozone	Maintenance	100	0.00	0.00	-0.38	-0.39	-0.39	-0.39	-0.39	-0.39	-0.39	-0.39
Greene County, PA	Ozone	Maintenance	100	0.00	0.00	-0.36	-0.37	-0.37	-0.37	-0.37	-0.37	-0.37	-0.37
Greensboro-Winston Salem-High Point, NC	Ozone	Marginal	50	0.00	0.23	-19.10	-19.50	-19.50	-19.50	-19.50	-19.49	-19.50	-19.49
Greensboro-Winston salem-High Point, NC	PM _{2.5}	Nonattainment	100	0.00	0.23	-19.10	-19.50	-19.50	-19.50	-19.50	-19.49	-19.50	-19.49
Greenville-Spartanburg-Anderson, SC	Ozone	Former Subpart 1	50	0.00	0.09	-7.12	-7.27	-7.27	-7.27	-7.27	-7.27	-7.27	-7.27
Groveland Township (Tazewell County), IL	SO _x	Maintenance	100	0.00	0.00	-0.18	-0.18	-0.18	-0.18	-0.18	-0.18	-0.18	-0.18

Nonattainment Area	Pollutant	Status c /	General Conformity Threshold d /	Emissions Changes for Cumulative Impacts (tons/year)											
				Alt. 1	Alt. 2	Alt. 3	Alt. 4	Alt. 6A	Alt. 5	Alt. 6 b /	Alt. 7	Alt. 6B	Alt. 8		
				No Action	Engine Only	Class 8 Tractors	Engines & Classes 7–8 Tractors	15% below Preferred Alternative Stringency	Engines, Classes 7–8 Tractors, & Classes 2b–3	Engines, Tractors, & Classes 2b–8	Engines, Tractors, & Truck, & Trailers	20% above Preferred Alternative Stringency	Accelerated Hybrid Adoption		
Hancock-Knox-Lincoln-Waldo Counties, ME	Ozone	Maintenance	100	0.00	0.01	-0.90	-0.92	-0.92	-0.92	-0.92	-0.92	-0.92	-0.92	-0.92	-0.92
Harrisburg-Lebanon-Carlisle, PA	Ozone	Maintenance	100	0.00	0.15	-12.66	-12.93	-12.93	-12.93	-12.93	-12.93	-12.92	-12.93	-12.93	-12.92
Harrisburg-Lebanon-Carlisle, PA	PM _{2.5}	Nonattainment	100	0.00	0.15	-12.66	-12.93	-12.93	-12.93	-12.93	-12.93	-12.92	-12.93	-12.93	-12.92
Hartford-New Britain-Middletown, CT	CO	Maintenance	100	0.00	0.10	-8.46	-8.64	-8.64	-8.64	-8.64	-8.64	-8.63	-8.64	-8.64	-8.63
Hayden (Pinal County), AZ	SO _x	Nonattainment	100	0.00	0.00	-0.07	-0.08	-0.08	-0.08	-0.08	-0.08	-0.08	-0.08	-0.08	-0.08
Hayden/Miami, AZ	PM ₁₀	Moderate	100	0.00	0.00	-0.29	-0.30	-0.30	-0.30	-0.30	-0.30	-0.30	-0.30	-0.30	-0.30
Haywood and Swain Counties (Great Smoky Mountain NP), NC	Ozone	Maintenance	100	0.00	0.00	-0.04	-0.04	-0.04	-0.04	-0.04	-0.04	-0.04	-0.04	-0.04	-0.04
Hazelwood, PA	SO _x	Maintenance	100	0.00	0.00	-0.32	-0.32	-0.32	-0.32	-0.32	-0.32	-0.32	-0.32	-0.32	-0.32
Hickory, NC	PM _{2.5}	Nonattainment	100	0.00	0.02	-1.42	-1.45	-1.45	-1.45	-1.45	-1.45	-1.45	-1.45	-1.45	-1.45
Hickory-Morgantown-Lenoir, NC	Ozone	Former Subpart 1	50	0.00	0.03	-2.33	-2.38	-2.37	-2.37	-2.37	-2.37	-2.37	-2.37	-2.37	-2.37
Hollis Township, IL	SO _x	Maintenance	100	0.00	0.00	-0.02	-0.02	-0.02	-0.02	-0.02	-0.02	-0.02	-0.02	-0.02	-0.02
Houston-Galveston-Brazoria, TX	Ozone	Severe	25	0.00	-0.92	-45.35	-46.85	-46.83	-46.83	-46.83	-46.83	-47.40	-47.70	-48.28	-48.28
Humphreys County, TN	SO _x	Maintenance	100	0.00	0.00	-0.02	-0.02	-0.02	-0.02	-0.02	-0.02	-0.02	-0.02	-0.02	-0.02
Huntington-Ashland, WV-KY-OH	PM _{2.5}	Nonattainment	100	0.00	0.03	-2.42	-2.48	-2.48	-2.48	-2.48	-2.48	-2.48	-2.48	-2.48	-2.48
Huntington-Ashland, WV-KY	Ozone	Maintenance	100	0.00	0.02	-1.33	-1.36	-1.36	-1.36	-1.36	-1.36	-1.36	-1.36	-1.36	-1.36
Huron County, MI	Ozone	Maintenance	100	0.00	0.00	-0.23	-0.23	-0.23	-0.23	-0.23	-0.23	-0.23	-0.23	-0.23	-0.23
Imperial County, CA	Ozone	Moderate	50	0.00	0.02	-1.64	-1.67	-1.67	-1.67	-1.67	-1.67	-1.67	-1.67	-1.67	-1.67
Imperial Valley, CA	PM ₁₀	Serious	70	0.00	0.02	-1.60	-1.63	-1.63	-1.63	-1.63	-1.63	-1.63	-1.63	-1.63	-1.63
Indian Wells, CA	PM ₁₀	Maintenance	100	0.00	0.00	-0.27	-0.28	-0.28	-0.28	-0.28	-0.28	-0.28	-0.28	-0.28	-0.28
Indianapolis, IN	CO	Maintenance	100	0.00	0.34	-27.69	-28.28	-28.26	-28.26	-28.26	-28.27	-28.26	-28.27	-28.26	-28.26
Indianapolis, IN	Ozone	Maintenance	100	0.00	0.34	-27.69	-28.28	-28.26	-28.26	-28.26	-28.27	-28.26	-28.27	-28.26	-28.26
Indianapolis, IN	PM _{2.5}	Nonattainment	100	0.00	0.34	-27.69	-28.28	-28.26	-28.26	-28.26	-28.27	-28.26	-28.27	-28.26	-28.26
Jackson County, IN	Ozone	Maintenance	100	0.00	0.01	-0.63	-0.64	-0.64	-0.64	-0.64	-0.64	-0.64	-0.64	-0.64	-0.64
Jamestown, NY	Ozone	Former Subpart 1	50	0.00	0.01	-1.23	-1.25	-1.25	-1.25	-1.25	-1.25	-1.25	-1.25	-1.25	-1.25
Jefferson County, NY	Ozone	Moderate	50	0.00	0.01	-0.97	-0.99	-0.99	-0.99	-0.99	-0.99	-0.99	-0.99	-0.99	-0.99
Jefferson County, OH	PM ₁₀	Maintenance	100	0.00	0.00	-0.06	-0.07	-0.07	-0.07	-0.07	-0.07	-0.07	-0.07	-0.07	-0.07
Johnson City-Kingsport-Bristol, TN	Ozone	Former Subpart 1	50	0.00	0.02	-1.72	-1.76	-1.76	-1.76	-1.76	-1.76	-1.76	-1.76	-1.76	-1.76
Johnstown, PA	Ozone	Maintenance	100	0.00	0.02	-1.76	-1.80	-1.80	-1.80	-1.80	-1.80	-1.80	-1.80	-1.80	-1.80
Johnstown, PA	PM _{2.5}	Nonattainment	100	0.00	0.02	-1.76	-1.80	-1.80	-1.80	-1.80	-1.80	-1.80	-1.80	-1.80	-1.80
Juneau, AK	PM ₁₀	Moderate	100	0.00	0.00	-0.08	-0.08	-0.08	-0.08	-0.08	-0.08	-0.08	-0.08	-0.08	-0.08
Kalamazoo-Battle Creek, MI	Ozone	Maintenance	100	0.00	0.05	-3.98	-4.07	-4.06	-4.06	-4.06	-4.06	-4.06	-4.06	-4.06	-4.06
Kalispell, MT	PM ₁₀	Moderate	100	0.00	0.00	-0.22	-0.23	-0.23	-0.23	-0.23	-0.23	-0.23	-0.23	-0.23	-0.23
Kent and Queen Annes Counties, MD	Ozone	Maintenance	100	0.00	0.01	-1.10	-1.12	-1.12	-1.12	-1.12	-1.12	-1.12	-1.12	-1.12	-1.12
Kent, WA	PM ₁₀	Maintenance	100	0.00	0.00	-0.20	-0.20	-0.20	-0.20	-0.20	-0.20	-0.21	-0.21	-0.21	-0.21
Kern County (Eastern Kern), CA	Ozone	Former Subpart 1	50	0.00	0.01	-0.66	-0.68	-0.68	-0.68	-0.68	-0.68	-0.68	-0.68	-0.68	-0.68
Kewaunee County, WI	Ozone	Maintenance	100	0.00	0.00	-0.20	-0.20	-0.20	-0.20	-0.20	-0.20	-0.20	-0.20	-0.20	-0.20
King County, WA	PM ₁₀	Maintenance	100	0.00	-0.01	-0.09	-0.09	-0.09	-0.09	-0.09	-0.09	-0.09	-0.10	-0.10	-0.10
Klamath Falls, OR	CO	Maintenance	100	0.00	0.01	-0.78	-0.80	-0.80	-0.80	-0.80	-0.80	-0.80	-0.80	-0.80	-0.80
Klamath Falls, OR	PM ₁₀	Maintenance	100	0.00	0.01	-0.78	-0.80	-0.80	-0.80	-0.80	-0.80	-0.80	-0.80	-0.80	-0.80
Knoxville, TN	Ozone	Former Subpart 1	50	0.00	0.19	-16.04	-16.38	-16.38	-16.38	-16.38	-16.38	-16.37	-16.38	-16.38	-16.37
Knoxville, TN	PM _{2.5}	Nonattainment	100	0.00	0.19	-16.04	-16.38	-16.38	-16.38	-16.38	-16.38	-16.37	-16.38	-16.38	-16.37
La Porte County, IN	SO _x	Maintenance	100	0.00	0.00	-0.28	-0.29	-0.28	-0.28	-0.28	-0.28	-0.28	-0.28	-0.28	-0.28
LaGrande, OR	PM ₁₀	Maintenance	100	0.00	0.00	-0.12	-0.12	-0.12	-0.12	-0.12	-0.12	-0.12	-0.12	-0.12	-0.12

Table D2-19 Emission Changes μ / (for Cumulative Impacts) by Nonattainment Area with Alternative Standards for HD Vehicles Formaldehyde 2018														
Nonattainment Area	Pollutant	Status c /	General Conformity Threshold d /	Emissions Changes for Cumulative Impacts (tons/year)										
				Alt. 1	Alt. 2	Alt. 3	Alt. 4	Alt. 6A	Alt. 5	Alt. 6 b /	Alt. 7	Alt. 6B	Alt. 8	
				No Action	Engine Only	Class 8 Tractors	Engines & Classes 7-8 Tractors	15% below Preferred Alternative Stringency	Engines, Classes 7-8 Tractors, & Classes 2b-3	Engines, Tractors, & Classes 2b-8	Engines, Tractors, & Truck, & Trailers	20% above Preferred Alternative Stringency	Accelerated Hybrid Adoption	
Lake County, IN	SO _x	Maintenance	100	0.00	0.03	-2.44	-2.49	-2.49	-2.49	-2.49	-2.49	-2.49	-2.49	-2.49
Lake County, OH	SO _x	Maintenance	100	0.00	0.00	-0.28	-0.29	-0.29	-0.29	-0.29	-0.29	-0.29	-0.29	-0.29
Lake County, OR	PM ₁₀	Maintenance	100	0.00	0.00	-0.05	-0.05	-0.05	-0.05	-0.05	-0.05	-0.05	-0.05	-0.05
Lake Tahoe North Shore, CA	CO	Maintenance	100	0.00	0.00	-0.21	-0.21	-0.21	-0.21	-0.21	-0.21	-0.21	-0.21	-0.21
Lake Tahoe South Shore, CA	CO	Maintenance	100	0.00	0.01	-0.44	-0.45	-0.44	-0.44	-0.44	-0.44	-0.44	-0.44	-0.44
Lake Tahoe, NV	CO	Maintenance	100	0.00	0.00	-0.16	-0.16	-0.16	-0.16	-0.16	-0.16	-0.16	-0.16	-0.16
Lamar, CO	PM ₁₀	Maintenance	100	0.00	0.00	-0.07	-0.07	-0.07	-0.07	-0.07	-0.07	-0.07	-0.07	-0.07
Lame Deer, MT	PM ₁₀	Moderate	100	0.00	0.00	-0.01	-0.01	-0.01	-0.01	-0.01	-0.01	-0.01	-0.01	-0.01
Lancaster, PA	Ozone	Maintenance	100	0.00	0.08	-7.00	-7.15	-7.14	-7.14	-7.14	-7.14	-7.14	-7.14	-7.14
Lancaster, PA	PM _{2.5}	Nonattainment	100	0.00	0.08	-7.00	-7.15	-7.14	-7.14	-7.14	-7.14	-7.14	-7.14	-7.14
Lane County, OR	PM ₁₀	Moderate	100	0.00	0.00	-0.01	-0.01	-0.01	-0.01	-0.01	-0.01	-0.01	-0.01	-0.01
Lansing-East Lansing, MI	Ozone	Maintenance	100	0.00	0.05	-3.73	-3.81	-3.81	-3.81	-3.81	-3.81	-3.81	-3.81	-3.81
LaPorte, IN	Ozone	Maintenance	100	0.00	0.01	-0.78	-0.80	-0.80	-0.80	-0.80	-0.80	-0.80	-0.80	-0.80
Las Vegas, NV	CO	Serious	100	0.00	0.27	-22.50	-22.98	-22.97	-22.97	-22.97	-22.97	-22.97	-22.97	-22.97
Las Vegas, NV	Ozone	Former Subpart 1	50	0.00	0.27	-22.50	-22.98	-22.97	-22.97	-22.97	-22.97	-22.97	-22.97	-22.97
Lauderdale County, AL	SO _x	Maintenance	100	0.00	0.01	-0.70	-0.72	-0.72	-0.72	-0.72	-0.72	-0.72	-0.72	-0.72
Laurel Area (Yellowstone County), MT	SO _x	Nonattainment	100	0.00	0.00	-0.01	-0.01	-0.01	-0.01	-0.01	-0.01	-0.01	-0.01	-0.01
Libby, MT	PM ₁₀	Moderate	100	0.00	0.00	-0.08	-0.08	-0.08	-0.08	-0.08	-0.08	-0.08	-0.08	-0.08
Libby, MT	PM _{2.5}	Nonattainment	100	0.00	0.00	-0.08	-0.08	-0.08	-0.08	-0.08	-0.08	-0.08	-0.08	-0.08
Liberty-Clairton, PA	PM _{2.5}	Nonattainment	100	0.00	0.00	-0.11	-0.12	-0.12	-0.12	-0.12	-0.12	-0.12	-0.12	-0.12
Lima, OH	Ozone	Maintenance	100	0.00	0.01	-0.86	-0.88	-0.88	-0.88	-0.88	-0.88	-0.88	-0.88	-0.88
Longmont, CO	CO	Maintenance	100	0.00	0.01	-0.68	-0.69	-0.69	-0.69	-0.69	-0.69	-0.69	-0.69	-0.69
Lorain County, OH	SO _x	Maintenance	100	0.00	0.00	-0.36	-0.37	-0.37	-0.37	-0.37	-0.37	-0.37	-0.37	-0.37
Los Angeles South Coast Air Basin, CA	CO	Maintenance	100	0.00	7.07	-583.17	-595.47	-595.23	-595.23	-595.26	-595.17	-595.27	-595.18	-595.18
Los Angeles South Coast Air Basin, CA	NO _x	Maintenance	100	0.00	7.07	-583.17	-595.47	-595.23	-595.23	-595.26	-595.17	-595.27	-595.18	-595.18
Los Angeles South Coast Air Basin, CA	Ozone	Extreme	10	0.00	7.07	-583.17	-595.47	-595.23	-595.23	-595.26	-595.17	-595.27	-595.18	-595.18
Los Angeles South Coast Air Basin, CA	PM ₁₀	Serious	70	0.00	7.07	-583.17	-595.47	-595.23	-595.23	-595.26	-595.17	-595.27	-595.18	-595.18
Los Angeles South Coast Air Basin, CA	PM _{2.5}	Nonattainment	100	0.00	7.07	-583.17	-595.47	-595.23	-595.23	-595.26	-595.17	-595.27	-595.18	-595.18
Los Angeles-San Bernardino Counties (western Mohave), CA	Ozone	Moderate	50	0.00	0.06	-5.26	-5.37	-5.37	-5.37	-5.37	-5.37	-5.37	-5.37	-5.37
Louisville, KY-IN	Ozone	Maintenance	100	0.00	0.21	-17.57	-17.94	-17.93	-17.93	-17.93	-17.93	-17.93	-17.93	-17.93
Louisville, KY-IN	PM _{2.5}	Nonattainment	100	0.00	0.21	-17.57	-17.94	-17.93	-17.93	-17.93	-17.93	-17.93	-17.93	-17.93
Lowell, MA	CO	Maintenance	100	0.00	0.01	-0.87	-0.88	-0.88	-0.88	-0.88	-0.88	-0.88	-0.88	-0.88
Lucas County, OH	SO _x	Maintenance	100	0.00	0.03	-2.40	-2.45	-2.45	-2.45	-2.45	-2.45	-2.45	-2.45	-2.45
Lyons Township, IL	PM ₁₀	Maintenance	100	0.00	0.01	-0.50	-0.51	-0.51	-0.51	-0.51	-0.51	-0.51	-0.51	-0.51
Macon, GA	Ozone	Maintenance	100	0.00	0.04	-3.36	-3.43	-3.43	-3.43	-3.43	-3.43	-3.43	-3.43	-3.43
Macon, GA	PM _{2.5}	Nonattainment	100	0.00	0.04	-3.36	-3.43	-3.43	-3.43	-3.43	-3.43	-3.43	-3.43	-3.43
Madison and Page Counties (Shenandoah NP), VA	Ozone	Maintenance	100	0.00	0.00	-0.02	-0.02	-0.02	-0.02	-0.02	-0.02	-0.02	-0.02	-0.02
Madison, WI	SO _x	Maintenance	100	0.00	0.02	-1.84	-1.87	-1.87	-1.87	-1.87	-1.87	-1.87	-1.87	-1.87
Mammoth Lake, CA	PM ₁₀	Moderate	100	0.00	0.00	-0.07	-0.07	-0.07	-0.07	-0.07	-0.07	-0.07	-0.07	-0.07
Manchester, NH	CO	Maintenance	100	0.00	0.01	-0.63	-0.64	-0.64	-0.64	-0.64	-0.64	-0.64	-0.64	-0.64
Manitowoc County, WI	Ozone	Former Subpart 1	50	0.00	0.01	-0.81	-0.82	-0.82	-0.82	-0.82	-0.82	-0.82	-0.82	-0.82
Marion County, IN	SO _x	Maintenance	100	0.00	0.03	-2.50	-2.55	-2.55	-2.55	-2.55	-2.55	-2.55	-2.55	-2.55
Mariposa and Tuolumne Counties (Southern Mountain), CA	Ozone	Former Subpart 1	50	0.00	0.01	-0.82	-0.84	-0.84	-0.84	-0.84	-0.84	-0.84	-0.84	-0.84

Nonattainment Area	Pollutant	Status <u>c/</u>	General Conformity Threshold <u>d/</u>	Emissions Changes for Cumulative Impacts (tons/year)										
				Alt. 1	Alt. 2	Alt. 3	Alt. 4	Alt. 6A	Alt. 5	Alt. 6 <u>b/</u>	Alt. 7	Alt. 6B	Alt. 8	
				No Action	Engine Only	Class 8 Tractors	Engines & Classes 7-8 Tractors	15% below Preferred Alternative Stringency	Engines, Classes 7-8 Tractors, & Classes 2b-3	Engines, Tractors, & Classes 2b-8	Engines, Tractors, & Trailers	20% above Preferred Alternative Stringency	Accelerated Hybrid Adoption	
Martinsburg, WV-Hagerstown, MD	PM _{2.5}	Nonattainment	100	0.00	0.03	-2.49	-2.54	-2.54	-2.54	-2.54	-2.54	-2.54	-2.54	-2.54
Mason County, MI	Ozone	Maintenance	100	0.00	0.00	-0.20	-0.21	-0.21	-0.21	-0.21	-0.21	-0.21	-0.21	-0.21
Medford, OR	CO	Maintenance	100	0.00	0.01	-0.58	-0.59	-0.59	-0.59	-0.59	-0.59	-0.59	-0.59	-0.59
Medford-Ashland, OR	PM ₁₀	Maintenance	100	0.00	0.02	-1.38	-1.41	-1.41	-1.41	-1.41	-1.41	-1.41	-1.41	-1.41
Memphis, TN-AR	Ozone	Maintenance	100	0.00	0.09	-7.98	-8.15	-8.15	-8.15	-8.15	-8.15	-8.14	-8.15	-8.15
Memphis, TN	CO	Maintenance	100	0.00	0.09	-7.33	-7.48	-7.48	-7.48	-7.48	-7.48	-7.48	-7.48	-7.48
Miami (Gila County), AZ	SO _x	Maintenance	100	0.00	0.00	-0.22	-0.23	-0.23	-0.23	-0.23	-0.23	-0.23	-0.23	-0.23
Millinocket AQCR 109, ME	SO _x	Maintenance	100	0.00	0.00	-0.04	-0.04	-0.04	-0.04	-0.04	-0.04	-0.04	-0.04	-0.04
Milwaukee, WI	SO _x	Maintenance	100	0.00	0.05	-4.20	-4.29	-4.29	-4.29	-4.29	-4.29	-4.29	-4.29	-4.29
Milwaukee-Racine, WI	Ozone	Moderate	50	0.00	0.17	-13.86	-14.15	-14.14	-14.14	-14.14	-14.14	-14.14	-14.15	-14.14
Minneapolis-St Paul, MN	CO	Maintenance	100	0.00	0.49	-43.91	-44.85	-44.83	-44.83	-44.83	-44.83	-44.84	-44.86	-44.87
Minneapolis-St Paul, MN	SO _x	Maintenance	100	0.00	0.53	-43.85	-44.78	-44.76	-44.76	-44.76	-44.76	-44.76	-44.76	-44.76
Missoula, MT	CO	Maintenance	100	0.00	0.01	-0.94	-0.95	-0.95	-0.95	-0.95	-0.95	-0.95	-0.95	-0.95
Missoula, MT	PM ₁₀	Moderate	100	0.00	0.01	-0.94	-0.95	-0.95	-0.95	-0.95	-0.95	-0.95	-0.95	-0.95
Modesto, CA	CO	Maintenance	100	0.00	0.03	-2.27	-2.32	-2.32	-2.32	-2.32	-2.32	-2.32	-2.32	-2.32
Mohave County, AZ	PM ₁₀	Maintenance	100	0.00	0.01	-0.76	-0.77	-0.77	-0.77	-0.77	-0.77	-0.77	-0.77	-0.77
Mono Basin, CA	PM ₁₀	Moderate	100	0.00	0.00	-0.01	-0.01	-0.01	-0.01	-0.01	-0.01	-0.01	-0.01	-0.01
Morenci (Greenlee County), AZ	SO _x	Maintenance	100	0.00	0.00	-0.03	-0.03	-0.03	-0.03	-0.03	-0.03	-0.03	-0.03	-0.03
Morristown, NJ	CO	Maintenance	100	0.00	0.00	-0.24	-0.25	-0.25	-0.25	-0.25	-0.25	-0.25	-0.25	-0.25
Muhlenberg County, KY	SO _x	Maintenance	100	0.00	0.00	-0.23	-0.24	-0.24	-0.24	-0.24	-0.24	-0.24	-0.24	-0.24
Muncie, IN	Ozone	Maintenance	100	0.00	0.01	-0.95	-0.97	-0.96	-0.96	-0.96	-0.96	-0.96	-0.96	-0.96
Murray County (Chattahoochee NF), GA	Ozone	Maintenance	100	0.00	0.00	-0.03	-0.03	-0.03	-0.03	-0.03	-0.03	-0.03	-0.03	-0.03
Muscatine County, IA	SO _x	Maintenance	100	0.00	0.00	-0.12	-0.12	-0.12	-0.12	-0.12	-0.12	-0.12	-0.12	-0.12
Muskegon, MI	Ozone	Maintenance	100	0.00	0.01	-1.01	-1.03	-1.03	-1.03	-1.03	-1.03	-1.03	-1.03	-1.03
Nashua, NH	CO	Maintenance	100	0.00	0.01	-0.50	-0.51	-0.51	-0.51	-0.51	-0.51	-0.51	-0.51	-0.51
Nashville, TN	Ozone	Former Subpart 1	50	0.00	0.15	-12.57	-12.83	-12.83	-12.83	-12.83	-12.83	-12.83	-12.83	-12.83
Nevada County (western part), CA	Ozone	Former Subpart 1	50	0.00	0.01	-0.99	-1.01	-1.01	-1.01	-1.01	-1.01	-1.01	-1.01	-1.01
New Haven County, CT	PM ₁₀	Maintenance	100	0.00	0.01	-1.04	-1.06	-1.06	-1.06	-1.06	-1.06	-1.06	-1.06	-1.06
New Haven-Meriden-Waterbury, CT	CO	Maintenance	100	0.00	0.08	-6.24	-6.37	-6.37	-6.37	-6.37	-6.37	-6.36	-6.37	-6.36
New Manchester-Grant Magisterial District (Hancock County), WV	SO _x	Maintenance	100	0.00	0.00	-0.05	-0.05	-0.05	-0.05	-0.05	-0.05	-0.05	-0.05	-0.05
New York County, NY	PM ₁₀	Moderate	100	0.00	0.04	-3.68	-3.75	-3.75	-3.75	-3.75	-3.75	-3.75	-3.75	-3.75
New York-N. New Jersey-Long Island, NY-NJ-CT	CO	Maintenance	100	0.00	2.16	-178.02	-181.78	-181.71	-181.71	-181.71	-181.71	-181.69	-181.71	-181.69
New York-N. New Jersey-Long Island, NY-NJ-CT	PM _{2.5}	Nonattainment	100	0.00	2.16	-178.02	-181.78	-181.71	-181.71	-181.71	-181.71	-181.69	-181.71	-181.69
New York-northern New Jersey-Long Island, NY-NJ-CT	Ozone	Moderate	50	0.00	1.40	-115.37	-117.80	-117.75	-117.75	-117.75	-117.76	-117.74	-117.76	-117.74
Nogales, AZ	PM ₁₀	Moderate	100	0.00	0.00	-0.32	-0.32	-0.32	-0.32	-0.32	-0.32	-0.32	-0.32	-0.32
Norfolk-Virginia Beach-Newport News, VA	Ozone	Maintenance	100	0.00	0.15	-12.35	-12.61	-12.61	-12.61	-12.61	-12.61	-12.61	-12.61	-12.61
Ogden, UT	CO	Maintenance	100	0.00	0.01	-1.11	-1.14	-1.14	-1.14	-1.14	-1.14	-1.14	-1.14	-1.14
Ogden, UT	PM ₁₀	Moderate	100	0.00	0.01	-1.11	-1.14	-1.14	-1.14	-1.14	-1.14	-1.14	-1.14	-1.14
Oglesby, IL	PM ₁₀	Maintenance	100	0.00	0.00	-0.02	-0.02	-0.02	-0.02	-0.02	-0.02	-0.02	-0.02	-0.02
Olmsted County, MN	PM ₁₀	Maintenance	100	0.00	0.00	-0.17	-0.18	-0.18	-0.18	-0.18	-0.18	-0.18	-0.18	-0.18
Olympia, Tumwater, Lacey, WA	PM ₁₀	Maintenance	100	0.00	0.01	-0.81	-0.83	-0.83	-0.83	-0.83	-0.83	-0.83	-0.83	-0.83
Owens Valley, CA	PM ₁₀	Serious	70	0.00	0.00	-0.03	-0.03	-0.03	-0.03	-0.03	-0.03	-0.03	-0.03	-0.03
Pagosa Springs, CO	PM ₁₀	Maintenance	100	0.00	0.00	0.00	0.00	0.00	0.00	0.00	0.00	0.00	0.00	0.00

Table D2-19 Emission Changes μ / (for Cumulative Impacts) by Nonattainment Area with Alternative Standards for HD Vehicles Formaldehyde 2018													
Nonattainment Area	Pollutant	Status c /	General Conformity Threshold d /	Emissions Changes for Cumulative Impacts (tons/year)									
				Alt. 1	Alt. 2	Alt. 3	Alt. 4	Alt. 6A	Alt. 5	Alt. 6 b /	Alt. 7	Alt. 6B	Alt. 8
				No Action	Engine Only	Class 8 Tractors	Engines & Classes 7-8 Tractors	15% below Preferred Alternative Stringency	Engines, Classes 7-8 Tractors, & Classes 2b-3	Engines, Tractors, & Classes 2b-8	Engines, Tractors, & Truckers, & Trailers	20% above Preferred Alternative Stringency	Accelerated Hybrid Adoption
Parkersburg-Marietta, WV-OH	Ozone	Maintenance	100	0.00	0.03	-2.32	-2.36	-2.36	-2.36	-2.36	-2.36	-2.36	-2.36
Parkersburg-Marietta, WV-OH	PM _{2.5}	Nonattainment	100	0.00	0.03	-2.32	-2.36	-2.36	-2.36	-2.36	-2.36	-2.36	-2.36
Payson, AZ	PM ₁₀	Maintenance	100	0.00	0.00	-0.15	-0.15	-0.15	-0.15	-0.15	-0.15	-0.15	-0.15
Penns Grove, NJ	CO	Maintenance	100	0.00	0.00	0.00	0.00	0.00	0.00	0.00	0.00	0.00	0.00
Peoria, IL	SO _x	Maintenance	100	0.00	0.01	-0.80	-0.82	-0.81	-0.81	-0.81	-0.81	-0.81	-0.81
Perth Amboy, NJ	CO	Maintenance	100	0.00	0.01	-0.57	-0.58	-0.58	-0.58	-0.58	-0.58	-0.58	-0.58
Philadelphia-Camden County, PA-NJ	CO	Maintenance	100	0.00	0.04	-3.16	-3.23	-3.22	-3.22	-3.22	-3.22	-3.22	-3.22
Phildelphia-Wilmington, PA-NY-DE	PM _{2.5}	Nonattainment	100	0.00	0.12	-35.38	-36.24	-36.22	-36.22	-36.22	-36.23	-36.41	-36.52
Phildelphia-Wilmington-Atlantic City, PA-NY-MD-DE	Ozone	Moderate	50	0.00	0.32	-51.65	-52.85	-52.83	-52.83	-52.83	-52.95	-53.01	-53.13
Phoenix, AZ	CO	Maintenance	100	0.00	0.83	-68.14	-69.58	-69.55	-69.55	-69.55	-69.54	-69.55	-69.54
Phoenix, AZ	PM ₁₀	Serious	70	0.00	0.83	-68.14	-69.58	-69.55	-69.55	-69.55	-69.54	-69.55	-69.54
Phoenix-Mesa, AZ	Ozone	Former Subpart 1	50	0.00	0.42	-34.74	-35.47	-35.46	-35.46	-35.46	-35.46	-35.46	-35.46
Pierce County, WA	PM ₁₀	Maintenance	100	0.00	0.00	-0.09	-0.09	-0.09	-0.09	-0.09	-0.09	-0.09	-0.09
Pinehurst, ID	PM ₁₀	Moderate	100	0.00	0.00	-0.01	-0.01	-0.01	-0.01	-0.01	-0.01	-0.01	-0.01
Pittsburgh, PA	CO	Maintenance	100	0.00	0.00	-0.17	-0.17	-0.17	-0.17	-0.17	-0.17	-0.17	-0.17
Pittsburgh-Beaver Valley, PA	Ozone	Former Subpart 1	50	0.00	0.37	-30.46	-31.10	-31.09	-31.09	-31.09	-31.08	-31.09	-31.08
Pittsburgh-Beaver Valley, PA	PM _{2.5}	Nonattainment	100	0.00	0.37	-30.46	-31.10	-31.09	-31.09	-31.09	-31.08	-31.09	-31.08
Polk County, TN	SO _x	Maintenance	100	0.00	0.00	-0.17	-0.17	-0.17	-0.17	-0.17	-0.17	-0.17	-0.17
Polson, MT	PM ₁₀	Moderate	100	0.00	0.00	-0.02	-0.02	-0.02	-0.02	-0.02	-0.02	-0.02	-0.02
Portland, ME	Ozone	Maintenance	100	0.00	0.05	-4.38	-4.48	-4.47	-4.47	-4.47	-4.47	-4.47	-4.47
Portland, OR	CO	Maintenance	100	0.00	0.11	-9.11	-9.30	-9.30	-9.30	-9.30	-9.30	-9.30	-9.30
Portneuf Valley, ID	PM ₁₀	Maintenance	100	0.00	0.00	-0.35	-0.36	-0.36	-0.36	-0.36	-0.36	-0.36	-0.36
Poughkeepsie, NY	Ozone	Moderate	50	0.00	0.12	-10.26	-10.47	-10.47	-10.47	-10.47	-10.47	-10.47	-10.47
Presque Isle, ME	PM ₁₀	Maintenance	100	0.00	0.00	-0.07	-0.08	-0.08	-0.08	-0.08	-0.08	-0.08	-0.08
Providence (entire State), RI	Ozone	Moderate	50	0.00	0.09	-7.62	-7.78	-7.78	-7.78	-7.78	-7.78	-7.78	-7.78
Provo, UT	CO	Maintenance	100	0.00	0.01	-1.21	-1.24	-1.24	-1.24	-1.24	-1.24	-1.24	-1.24
Raleigh-Durham, NC	CO	Maintenance	100	0.00	0.12	-9.89	-10.10	-10.09	-10.09	-10.09	-10.09	-10.09	-10.09
Raleigh-Durham-Chapel Hill, NC	Ozone	Maintenance	100	0.00	0.16	-13.50	-13.79	-13.78	-13.78	-13.78	-13.78	-13.78	-13.78
Ramsey County, MN	PM ₁₀	Maintenance	100	0.00	0.00	-0.02	-0.02	-0.02	-0.02	-0.02	-0.02	-0.02	-0.02
Reading, PA	Ozone	Maintenance	100	0.00	0.06	-5.24	-5.35	-5.34	-5.34	-5.34	-5.34	-5.34	-5.34
Reading, PA	PM _{2.5}	Nonattainment	100	0.00	0.06	-5.24	-5.35	-5.34	-5.34	-5.34	-5.34	-5.34	-5.34
Reno, NV	CO	Maintenance	100	0.00	0.02	-1.91	-1.95	-1.95	-1.95	-1.95	-1.95	-1.95	-1.95
Rhineland (Oneida County), WI	SO _x	Maintenance	100	0.00	0.00	-0.01	-0.01	-0.01	-0.01	-0.01	-0.01	-0.01	-0.01
Richmond-Petersburg, VA	Ozone	Maintenance	100	0.00	0.12	-9.59	-9.80	-9.79	-9.79	-9.79	-9.79	-9.79	-9.79
Rillito, AZ	PM ₁₀	Moderate	100	0.00	0.00	-0.36	-0.36	-0.36	-0.36	-0.36	-0.36	-0.36	-0.36
Riverside County (Coachella Valley), CA	Ozone	Severe	25	0.00	0.06	-4.65	-4.75	-4.74	-4.74	-4.74	-4.74	-4.74	-4.74
Roanoke, VA	Ozone	Former Subpart 1	50	0.00	0.03	-2.08	-2.12	-2.12	-2.12	-2.12	-2.12	-2.12	-2.12
Rochester (Olmsted County), MN	SO _x	Maintenance	100	0.00	0.01	-0.62	-0.63	-0.63	-0.63	-0.63	-0.63	-0.63	-0.63
Rochester, NY	Ozone	Former Subpart 1	50	0.00	0.13	-10.51	-10.73	-10.72	-10.72	-10.73	-10.72	-10.73	-10.72
Rocky Mount, NC	Ozone	Maintenance	100	0.00	0.02	-1.48	-1.51	-1.51	-1.51	-1.51	-1.51	-1.51	-1.51
Rome, GA	PM _{2.5}	Nonattainment	100	0.00	0.01	-0.95	-0.97	-0.97	-0.97	-0.97	-0.97	-0.97	-0.97
Ronan, MT	PM ₁₀	Moderate	100	0.00	0.00	-0.01	-0.01	-0.01	-0.01	-0.01	-0.01	-0.01	-0.01
Rothschild, Rib Mountain, Weston (Marathon County), WI	SO _x	Maintenance	100	0.00	0.00	-0.02	-0.02	-0.02	-0.02	-0.02	-0.02	-0.02	-0.02

Table D2-19 Emission Changes <u>a/</u> (for Cumulative Impacts) by Nonattainment Area with Alternative Standards for HD Vehicles Formaldehyde 2018													
Nonattainment Area	Pollutant	Status <u>c/</u>	General Conformity Threshold <u>d/</u>	Emissions Changes for Cumulative Impacts (tons/year)									
				Alt. 1	Alt. 2	Alt. 3	Alt. 4	Alt. 6A	Alt. 5	Alt. 6 <u>b/</u>	Alt. 7	Alt. 6B	Alt. 8
				No Action	Engine Only	Class 8 Tractors	Engines & Classes 7-8 Tractors	15% below Preferred Alternative Stringency	Engines, Classes 7-8 Tractors, & Classes 2b-3	Engines, Tractors, & Classes 2b-8	Engines, Tractors, & Truckers, & Trailers	20% above Preferred Alternative Stringency	Accelerated Hybrid Adoption
Sacramento County, CA	PM ₁₀	Moderate	100	0.00	0.13	-10.99	-11.22	-11.22	-11.22	-11.22	-11.22	-11.22	-11.22
Sacramento Metro, CA	Ozone	Severe	25	0.00	0.24	-19.55	-19.96	-19.95	-19.95	-19.95	-19.95	-19.95	-19.95
Sacramento, CA	CO	Maintenance	100	0.00	0.15	-12.21	-12.47	-12.46	-12.46	-12.46	-12.46	-12.46	-12.46
Salem, OR	CO	Maintenance	100	0.00	0.01	-1.04	-1.06	-1.06	-1.06	-1.06	-1.06	-1.06	-1.06
Salt Lake City, UT	CO	Maintenance	100	0.00	0.02	-1.64	-1.67	-1.67	-1.67	-1.67	-1.67	-1.67	-1.67
Salt Lake County, UT	PM ₁₀	Moderate	100	0.00	0.19	-15.91	-16.25	-16.24	-16.24	-16.24	-16.24	-16.24	-16.24
Salt Lake County, UT	SO _x	Nonattainment	100	0.00	0.19	-15.91	-16.24	-16.24	-16.24	-16.24	-16.24	-16.24	-16.24
San Antonio, TX	Ozone	Former Subpart 1	50	0.00	0.17	-14.27	-14.57	-14.56	-14.56	-14.56	-14.56	-14.56	-14.56
San Bernardino County, CA	PM ₁₀	Moderate	100	0.00	0.04	-3.28	-3.35	-3.35	-3.35	-3.35	-3.35	-3.35	-3.35
San Diego, CA	CO	Maintenance	100	0.00	0.75	-61.82	-63.12	-63.10	-63.10	-63.10	-63.09	-63.10	-63.09
San Diego, CA	Ozone	Former Subpart 1	50	0.00	0.75	-61.82	-63.12	-63.10	-63.10	-63.10	-63.09	-63.10	-63.09
San Francisco Bay Area, CA	Ozone	Marginal	50	0.00	0.21	-49.09	-50.27	-50.25	-50.25	-50.25	-50.39	-50.48	-50.62
San Francisco-Oakland-San Jose, CA	CO	Maintenance	100	0.00	0.29	-55.67	-56.98	-56.96	-56.96	-56.96	-57.10	-57.19	-57.33
San Joaquin Valley, CA	Ozone	Extreme	10	0.00	1.21	-100.93	-103.06	-103.02	-103.02	-103.02	-103.01	-103.03	-103.02
San Joaquin Valley, CA	PM ₁₀	Maintenance	100	0.00	1.21	-100.93	-103.06	-103.02	-103.02	-103.02	-103.01	-103.03	-103.02
San Joaquin Valley, CA	PM _{2.5}	Nonattainment	100	0.00	1.21	-100.93	-103.06	-103.02	-103.02	-103.02	-103.01	-103.03	-103.02
San Manuel (Pinal County), AZ	SO _x	Maintenance	100	0.00	0.00	-0.25	-0.25	-0.25	-0.25	-0.25	-0.25	-0.25	-0.25
Sanders County (part);Thompson Falls and vicinity, MT	PM ₁₀	Moderate	100	0.00	0.00	-0.01	-0.01	-0.01	-0.01	-0.01	-0.01	-0.01	-0.01
Scranton-Wilkes Barre, PA	Ozone	Maintenance	100	0.00	0.06	-5.25	-5.36	-5.36	-5.36	-5.36	-5.36	-5.36	-5.36
Seattle-Tacoma, WA	CO	Maintenance	100	0.00	0.27	-22.89	-23.37	-23.36	-23.36	-23.36	-23.36	-23.37	-23.37
Sheboygan, WI	Ozone	Moderate	50	0.00	0.01	-0.92	-0.94	-0.94	-0.94	-0.94	-0.94	-0.94	-0.94
Sheridan, WY	PM ₁₀	Moderate	100	0.00	0.00	-0.17	-0.18	-0.18	-0.18	-0.18	-0.18	-0.18	-0.18
Shoshone County, ID	PM ₁₀	Moderate	100	0.00	0.00	0.00	0.00	0.00	0.00	0.00	0.00	0.00	0.00
Somerville, NJ	CO	Maintenance	100	0.00	0.00	-0.13	-0.14	-0.14	-0.14	-0.14	-0.14	-0.14	-0.14
South Bend-Elkhart, IN	Ozone	Maintenance	100	0.00	0.04	-3.55	-3.62	-3.62	-3.62	-3.62	-3.62	-3.62	-3.62
Southeast Chicago, IL	PM ₁₀	Maintenance	100	0.00	0.02	-1.46	-1.50	-1.49	-1.49	-1.49	-1.49	-1.49	-1.49
Spokane County, WA	PM ₁₀	Maintenance	100	0.00	0.03	-2.28	-2.33	-2.33	-2.33	-2.33	-2.33	-2.33	-2.33
Spokane, WA	CO	Maintenance	100	0.00	0.03	-2.26	-2.31	-2.30	-2.30	-2.30	-2.30	-2.30	-2.30
Springfield (western MA), MA	Ozone	Moderate	50	0.00	0.09	-7.01	-7.16	-7.15	-7.15	-7.15	-7.15	-7.15	-7.15
Springfield, MA	CO	Maintenance	100	0.00	0.01	-1.11	-1.13	-1.13	-1.13	-1.13	-1.13	-1.13	-1.13
St Louis, MO	CO	Maintenance	100	0.00	0.09	-7.51	-7.67	-7.67	-7.67	-7.67	-7.67	-7.67	-7.67
St Louis, MO-IL	Ozone	Moderate	50	0.00	0.29	-23.54	-24.04	-24.03	-24.03	-24.03	-24.02	-24.03	-24.02
St. Louis, MO-IL	PM _{2.5}	Nonattainment	100	0.00	0.28	-23.38	-23.88	-23.87	-23.87	-23.87	-23.87	-23.87	-23.87
State College, PA	Ozone	Maintenance	100	0.00	0.02	-1.30	-1.33	-1.33	-1.33	-1.33	-1.33	-1.33	-1.33
Steamboat Springs, CO	PM ₁₀	Maintenance	100	0.00	0.00	-0.13	-0.14	-0.14	-0.14	-0.14	-0.14	-0.14	-0.14
Steubenville & Mingo Juction, OH	SO _x	Maintenance	100	0.00	0.00	-0.35	-0.35	-0.35	-0.35	-0.35	-0.35	-0.35	-0.35
Steubenville-Weirton, OH-WV	Ozone	Maintenance	100	0.00	0.02	-1.56	-1.59	-1.59	-1.59	-1.59	-1.59	-1.59	-1.59
Steubenville-Weirton, OH-WV	PM _{2.5}	Nonattainment	100	0.00	0.02	-1.56	-1.59	-1.59	-1.59	-1.59	-1.59	-1.59	-1.59
Stockton, CA	CO	Maintenance	100	0.00	0.04	-3.41	-3.48	-3.48	-3.48	-3.48	-3.48	-3.48	-3.48
Sutter County (Sutter Buttes), CA	Ozone	Former Subpart 1	50	0.00	0.00	0.00	0.00	0.00	0.00	0.00	0.00	0.00	0.00
Syracuse, NY	CO	Maintenance	100	0.00	0.05	-4.08	-4.17	-4.17	-4.17	-4.17	-4.16	-4.17	-4.16
Telluride, CO	PM ₁₀	Maintenance	100	0.00	0.00	-0.01	-0.01	-0.01	-0.01	-0.01	-0.01	-0.01	-0.01
Terre Haute, IN	Ozone	Maintenance	100	0.00	0.01	-1.07	-1.09	-1.09	-1.09	-1.09	-1.09	-1.09	-1.09

Table D2-19 Emission Changes ^{a/} (for Cumulative Impacts) by Nonattainment Area with Alternative Standards for HD Vehicles Formaldehyde 2018													
Nonattainment Area	Pollutant	Status ^{c/}	General Conformity Threshold ^{d/}	Emissions Changes for Cumulative Impacts (tons/year)									
				Alt. 1	Alt. 2	Alt. 3	Alt. 4	Alt. 6A	Alt. 5	Alt. 6 ^{b/}	Alt. 7	Alt. 6B	Alt. 8
				No Action	Engine Only	Class 8 Tractors	Engines & Classes 7-8 Tractors	15% below Preferred Alternative Stringency	Engines, Classes 7-8 Tractors, & Classes 2b-3	Engines, Tractors, & Classes 2b-8	Engines, Tractors, & Trailers	20% above Preferred Alternative Stringency	Accelerated Hybrid Adoption
Tioga County, PA	Ozone	Maintenance	100	0.00	0.01	-0.45	-0.46	-0.46	-0.46	-0.46	-0.46	-0.46	-0.46
Toledo, OH	Ozone	Maintenance	100	0.00	0.05	-4.37	-4.46	-4.46	-4.46	-4.46	-4.46	-4.46	-4.46
Toms River, NJ	CO	Maintenance	100	0.00	0.01	-0.74	-0.76	-0.76	-0.76	-0.76	-0.76	-0.76	-0.76
Tooele County, UT	SO _x	Nonattainment	100	0.00	0.01	-0.78	-0.79	-0.79	-0.79	-0.79	-0.79	-0.79	-0.79
Trenton, NJ	CO	Maintenance	100	0.00	0.01	-0.69	-0.70	-0.70	-0.70	-0.70	-0.70	-0.70	-0.70
Trona, CA	PM ₁₀	Moderate	100	0.00	0.00	-0.02	-0.02	-0.02	-0.02	-0.02	-0.02	-0.02	-0.02
Tucson, AZ	CO	Maintenance	100	0.00	0.09	-7.55	-7.70	-7.70	-7.70	-7.70	-7.70	-7.70	-7.70
Utah County, UT	PM ₁₀	Moderate	100	0.00	0.04	-3.68	-3.76	-3.76	-3.76	-3.76	-3.76	-3.76	-3.76
Vancouver, WA	CO	Maintenance	100	0.00	0.03	-2.32	-2.37	-2.37	-2.37	-2.37	-2.37	-2.37	-2.37
Ventura County, CA	Ozone	Serious	50	0.00	0.08	-6.22	-6.36	-6.35	-6.35	-6.35	-6.35	-6.35	-6.35
Vermillion County, IN	PM ₁₀	Maintenance	100	0.00	0.00	-0.06	-0.06	-0.06	-0.06	-0.06	-0.06	-0.06	-0.06
Vigo County, IN	SO _x	Maintenance	100	0.00	0.01	-1.07	-1.09	-1.09	-1.09	-1.09	-1.09	-1.09	-1.09
Wallula, WA	PM ₁₀	Maintenance	100	0.00	0.00	0.00	0.00	0.00	0.00	0.00	0.00	0.00	0.00
Waltham, MA	CO	Maintenance	100	0.00	0.01	-0.44	-0.45	-0.45	-0.45	-0.45	-0.45	-0.45	-0.45
Warren County, NJ	SO _x	Maintenance	100	0.00	0.00	-0.28	-0.28	-0.28	-0.28	-0.28	-0.28	-0.28	-0.28
Warren County, PA	SO _x	Nonattainment	100	0.00	0.00	-0.12	-0.12	-0.12	-0.12	-0.12	-0.12	-0.12	-0.12
Washington County (Hagerstown), MD	Ozone	Former Subpart 1	50	0.00	0.02	-1.67	-1.71	-1.71	-1.71	-1.71	-1.71	-1.71	-1.71
Washington, DC-MD-VA	CO	Maintenance	100	0.00	1.14	-93.68	-95.65	-95.61	-95.61	-95.62	-95.60	-95.62	-95.60
Washington, DC-MD-VA	Ozone	Moderate	50	0.00	1.14	-93.68	-95.65	-95.61	-95.61	-95.62	-95.60	-95.62	-95.60
Washington, DC-MD-VA	PM _{2.5}	Nonattainment	100	0.00	1.14	-93.68	-95.65	-95.61	-95.61	-95.62	-95.60	-95.62	-95.60
Washoe County, NV	PM ₁₀	Serious	70	0.00	0.02	-1.91	-1.95	-1.95	-1.95	-1.95	-1.95	-1.95	-1.95
Waterford Township (Washington County), OH	SO _x	Maintenance	100	0.00	0.00	-0.03	-0.03	-0.03	-0.03	-0.03	-0.03	-0.03	-0.03
Wayne County, IN	SO _x	Maintenance	100	0.00	0.01	-0.59	-0.60	-0.60	-0.60	-0.60	-0.60	-0.60	-0.60
Wayne County, MI	PM ₁₀	Maintenance	100	0.00	0.01	-0.55	-0.56	-0.56	-0.56	-0.56	-0.56	-0.56	-0.56
Weirton, WV	PM ₁₀	Maintenance	100	0.00	0.00	-0.19	-0.19	-0.19	-0.19	-0.19	-0.19	-0.19	-0.19
Weirton, WV	SO _x	Maintenance	100	0.00	0.00	-0.19	-0.19	-0.19	-0.19	-0.19	-0.19	-0.19	-0.19
Wheeling, WV-OH	Ozone	Maintenance	100	0.00	0.03	-2.44	-2.49	-2.49	-2.49	-2.49	-2.49	-2.49	-2.49
Wheeling, WV-OH	PM _{2.5}	Nonattainment	100	0.00	0.03	-2.44	-2.49	-2.49	-2.49	-2.49	-2.49	-2.49	-2.49
Winston-Salem, NC	CO	Maintenance	100	0.00	0.04	-3.20	-3.27	-3.26	-3.26	-3.26	-3.26	-3.26	-3.26
Worcester, MA	CO	Maintenance	100	0.00	0.02	-1.65	-1.69	-1.69	-1.69	-1.69	-1.69	-1.69	-1.69
Yakima County, WA	PM ₁₀	Maintenance	100	0.00	0.01	-0.72	-0.74	-0.74	-0.74	-0.74	-0.74	-0.74	-0.74
Yakima, WA	CO	Maintenance	100	0.00	0.00	-0.28	-0.29	-0.29	-0.29	-0.29	-0.29	-0.29	-0.29
York, PA	Ozone	Maintenance	100	0.00	0.07	-6.10	-6.22	-6.22	-6.22	-6.22	-6.22	-6.22	-6.22
York, PA	PM _{2.5}	Nonattainment	100	0.00	0.07	-6.10	-6.22	-6.22	-6.22	-6.22	-6.22	-6.22	-6.22
Youngstown-Warren-Sharon, OH-PA	Ozone	Maintenance	100	0.00	0.06	-5.16	-5.27	-5.27	-5.27	-5.27	-5.26	-5.27	-5.26
Yuma, AZ	PM ₁₀	Moderate	100	0.00	0.02	-1.39	-1.42	-1.42	-1.42	-1.42	-1.42	-1.42	-1.42

^{a/} Negative emissions changes indicate reductions; positive emissions changes are increases. Values of less than 0.005 tons/year are rounded to zero.

^{b/} Preferred Alternative

^{c/} Pollutants for which the area is designated nonattainment or maintenance as of 2010. Source: 40 CFR 81.

^{d/} Emissions thresholds in tons/year of: CO in CO maintenance and nonattainment areas; VOC or NO_x in ozone maintenance and nonattainment areas; primary PM_{2.5} in PM_{2.5} maintenance and nonattainment areas; primary PM₁₀ in PM₁₀ maintenance and nonattainment areas; and SO₂ in SO₂ maintenance and nonattainment areas. Source: 40 CFR § 93.153. These thresholds are provided for information only; a general conformity determination is not required for the proposed actions. (See section 3.3.1.)

Source: EPA (U.S. Environmental Protection Agency). 2010. The Green Book Nonattainment Areas. Washington, District of Columbia. Last Revised: June 16, 2010. U.S. Environmental Protection Agency. Available: <http://www.epa.gov/oaqps001/greenbk/>. Accessed: August 6, 2010.

Table D2-20 Emission Changes <u>a/</u> (for Cumulative Impacts) by Nonattainment Area with Alternative Standards for HD Vehicles Formaldehyde 2030														
Nonattainment Area	Pollutant	Status <u>c/</u>	General Conformity Threshold <u>d/</u>	Emissions Changes for Cumulative Impacts (tons/year)										
				Alt. 1	Alt. 2	Alt. 3	Alt. 4	Alt. 6A	Alt. 5	Alt. 6 <u>b/</u>	Alt. 7	Alt. 6B	Alt. 8	
				No Action	Engine Only	Class 8 Tractors	Engines & Classes 7-8 Tractors	15% below Preferred Alternative Stringency	Engines, Classes 7-8 Tractors, & Classes 2b-3	Engines, Tractors, & Classes 2b-8	Engines, Tractors, & Truck, & Trailers	20% above Preferred Alternative Stringency	Accelerated Hybrid Adoption	
Addison Township (Gallia County), OH	SO _x	Maintenance	100	0.00	0.00	-0.05	-0.05	-0.05	-0.05	-0.05	-0.05	-0.05	-0.05	-0.05
Ajo (Pima County), AZ	PM ₁₀	Moderate	100	0.00	0.00	-0.11	-0.11	-0.11	-0.11	-0.11	-0.11	-0.11	-0.11	-0.11
Ajo (Pima County), AZ	SO _x	Maintenance	100	0.00	0.00	-0.11	-0.11	-0.11	-0.11	-0.11	-0.11	-0.11	-0.11	-0.11
Albany-Schenectady-Troy, NY	Ozone	Former Subpart 1	50	0.00	0.20	-12.64	-12.88	-12.87	-12.87	-12.87	-12.87	-12.86	-12.86	-12.83
Albuquerque, NM	CO	Maintenance	100	0.00	0.16	-10.06	-10.25	-10.25	-10.24	-10.24	-10.24	-10.24	-10.24	-10.21
Allegan County, MI	Ozone	Former Subpart 1	50	0.00	0.06	-3.99	-4.07	-4.07	-4.07	-4.07	-4.07	-4.07	-4.06	-4.05
Allentown-Bethlehem-Easton, PA	Ozone	Maintenance	100	0.00	0.17	-10.50	-10.70	-10.69	-10.69	-10.69	-10.69	-10.69	-10.68	-10.66
Altoona, PA	Ozone	Maintenance	100	0.00	0.03	-1.71	-1.74	-1.74	-1.74	-1.74	-1.74	-1.74	-1.74	-1.74
Amador and Calaveras Counties (Central Mountain), CA	Ozone	Former Subpart 1	50	0.00	0.03	-2.01	-2.05	-2.05	-2.05	-2.05	-2.05	-2.05	-2.05	-2.04
Anchorage, AK	CO	Maintenance	100	0.00	0.02	-1.39	-1.41	-1.41	-1.41	-1.41	-1.41	-1.41	-1.41	-1.41
Anthony, NM	PM ₁₀	Moderate	100	0.00	0.00	-0.13	-0.14	-0.14	-0.14	-0.14	-0.14	-0.14	-0.14	-0.14
Armstrong County, PA	SO _x	Nonattainment	100	0.00	0.00	-0.07	-0.08	-0.08	-0.08	-0.08	-0.08	-0.08	-0.08	-0.08
Aspen, CO	PM ₁₀	Maintenance	100	0.00	0.00	-0.14	-0.14	-0.14	-0.14	-0.14	-0.14	-0.14	-0.14	-0.14
Atlanta, GA	Ozone	Moderate	50	0.00	4.07	-258.66	-263.63	-263.50	-263.41	-263.39	-263.33	-263.24	-263.24	-262.60
Atlanta, GA	PM _{2.5}	Nonattainment	100	0.00	4.07	-258.66	-263.63	-263.50	-263.41	-263.39	-263.33	-263.24	-263.24	-262.60
Atlantic City, NJ	CO	Maintenance	100	0.00	0.00	-0.26	-0.27	-0.27	-0.27	-0.27	-0.27	-0.27	-0.27	-0.27
Bakersfield, CA	CO	Maintenance	100	0.00	0.09	-7.06	-7.21	-7.21	-7.21	-7.21	-7.21	-7.21	-7.21	-7.21
Baltimore, MD	CO	Maintenance	100	0.00	0.84	-53.14	-54.16	-54.13	-54.11	-54.11	-54.10	-54.08	-54.08	-53.95
Baltimore, MD	Ozone	Moderate	50	0.00	0.84	-53.14	-54.16	-54.13	-54.11	-54.11	-54.10	-54.08	-54.08	-53.95
Baltimore, MD	PM _{2.5}	Nonattainment	100	0.00	0.84	-53.14	-54.16	-54.13	-54.11	-54.11	-54.10	-54.08	-54.08	-53.95
Baton Rouge, LA	Ozone	Moderate	50	0.00	-0.31	-14.21	-14.75	-14.74	-14.79	-14.88	-14.92	-15.01	-15.01	-15.31
Beaumont-Port Arthur, TX	Ozone	Moderate	50	0.00	-1.59	-10.65	-11.75	-11.74	-11.89	-12.21	-12.36	-12.67	-12.67	-13.74
Benton County, TN	SO _x	Maintenance	100	0.00	0.00	-0.06	-0.06	-0.06	-0.06	-0.06	-0.06	-0.06	-0.06	-0.06
Benton Harbor, MI	Ozone	Maintenance	100	0.00	0.07	-4.65	-4.74	-4.73	-4.73	-4.73	-4.73	-4.73	-4.73	-4.72
Benzie County, MI	Ozone	Maintenance	100	0.00	0.01	-0.64	-0.65	-0.65	-0.65	-0.65	-0.65	-0.65	-0.65	-0.65
Berkeley and Jefferson Counties, WV	Ozone	Maintenance	100	0.00	0.06	-4.08	-4.16	-4.15	-4.15	-4.15	-4.15	-4.15	-4.15	-4.14
Billings, MT	CO	Maintenance	100	0.00	0.02	-1.39	-1.41	-1.41	-1.41	-1.41	-1.41	-1.41	-1.41	-1.41
Birmingham, AL	Ozone	Maintenance	100	0.00	0.49	-31.24	-31.84	-31.82	-31.81	-31.81	-31.80	-31.79	-31.79	-31.71
Birmingham, AL	PM _{2.5}	Nonattainment	100	0.00	0.49	-31.24	-31.84	-31.82	-31.81	-31.81	-31.80	-31.79	-31.79	-31.71
Boise-Northern Ada County, ID	CO	Maintenance	100	0.00	0.18	-11.64	-11.87	-11.86	-11.86	-11.86	-11.85	-11.85	-11.85	-11.82
Boise-Northern Ada County, ID	PM ₁₀	Maintenance	100	0.00	0.18	-11.64	-11.87	-11.86	-11.86	-11.86	-11.85	-11.85	-11.85	-11.82
Bonner County (Sandpoint), ID	PM ₁₀	Moderate	100	0.00	0.00	-0.31	-0.31	-0.31	-0.31	-0.31	-0.31	-0.31	-0.31	-0.31
Boston, MA	CO	Maintenance	100	0.00	0.18	-11.37	-11.59	-11.59	-11.58	-11.58	-11.58	-11.57	-11.57	-11.55
Boston-Lawrence-Worcester (eastern MA), MA	Ozone	Moderate	50	0.00	1.17	-74.47	-75.90	-75.86	-75.84	-75.83	-75.82	-75.79	-75.79	-75.60
Boston-Manchester-Portsmouth (southeast NH), NH	Ozone	Moderate	50	0.00	0.19	-11.77	-12.00	-11.99	-11.99	-11.98	-11.98	-11.98	-11.98	-11.95
Boyd County (part), KY	SO _x	Maintenance	100	0.00	0.00	-0.21	-0.21	-0.21	-0.21	-0.21	-0.21	-0.21	-0.21	-0.21
Buffalo-Niagara Falls, NY	Ozone	Former Subpart 1	50	0.00	0.19	-12.08	-12.31	-12.30	-12.30	-12.30	-12.29	-12.29	-12.29	-12.26
Burlington, NJ	CO	Maintenance	100	0.00	0.00	-0.13	-0.13	-0.13	-0.13	-0.13	-0.13	-0.13	-0.13	-0.13
Butte, MT	PM ₁₀	Moderate	100	0.00	0.01	-0.47	-0.48	-0.48	-0.48	-0.48	-0.48	-0.48	-0.48	-0.48
Canon City, CO	PM ₁₀	Maintenance	100	0.00	0.01	-0.36	-0.36	-0.36	-0.36	-0.36	-0.36	-0.36	-0.36	-0.36
Canton-Massillon, OH	Ozone	Maintenance	100	0.00	0.18	-11.15	-11.36	-11.35	-11.35	-11.35	-11.35	-11.34	-11.34	-11.32
Canton-Massillon, OH	PM _{2.5}	Nonattainment	100	0.00	0.18	-11.15	-11.36	-11.35	-11.35	-11.35	-11.35	-11.34	-11.34	-11.32
Case County, MI	Ozone	Maintenance	100	0.00	0.02	-1.15	-1.17	-1.17	-1.17	-1.17	-1.17	-1.17	-1.17	-1.17

Table D2-20 Emission Changes μ / (for Cumulative Impacts) by Nonattainment Area with Alternative Standards for HD Vehicles Formaldehyde 2030														
Nonattainment Area	Pollutant	Status c /	General Conformity Threshold d /	Emissions Changes for Cumulative Impacts (tons/year)										
				Alt. 1	Alt. 2	Alt. 3	Alt. 4	Alt. 6A	Alt. 5	Alt. 6 b /	Alt. 7	Alt. 6B	Alt. 8	
				No Action	Engine Only	Class 8 Tractors	Engines & Classes 7-8 Tractors	15% below Preferred Alternative Stringency	Engines, Classes 7-8 Tractors, & Classes 2b-3	Engines, Tractors, & Classes 2b-8	Engines, Tractors, & Truck, & Trailers	20% above Preferred Alternative Stringency	Accelerated Hybrid Adoption	
Center Township (Morgan County), OH	SO _x	Maintenance	100	0.00	0.00	-0.02	-0.02	-0.02	-0.02	-0.02	-0.02	-0.02	-0.02	-0.02
Central Steptoe Valley (White Pine County), NV	SO _x	Maintenance	100	0.00	0.00	-0.05	-0.05	-0.05	-0.05	-0.05	-0.05	-0.05	-0.05	-0.05
Charleston, WV	Ozone	Maintenance	100	0.00	0.20	-12.83	-13.08	-13.07	-13.07	-13.07	-13.07	-13.07	-13.06	-13.03
Charleston, WV	PM _{2.5}	Nonattainment	100	0.00	0.20	-12.83	-13.08	-13.07	-13.07	-13.07	-13.07	-13.07	-13.06	-13.03
Charlotte, NC	CO	Maintenance	100	0.00	0.22	-14.23	-14.51	-14.50	-14.50	-14.49	-14.49	-14.49	-14.49	-14.45
Charlotte-Gastonia-Rock Hill, NC-SC	Ozone	Moderate	50	0.00	0.51	-32.60	-33.23	-33.21	-33.20	-33.20	-33.19	-33.19	-33.18	-33.10
Chattanooga, TN-GA-AL	PM _{2.5}	Nonattainment	100	0.00	0.18	-11.16	-11.38	-11.37	-11.37	-11.37	-11.37	-11.37	-11.36	-11.34
Chattanooga, TN-GA	Ozone	Former Subpart 1	50	0.00	0.16	-10.44	-10.64	-10.64	-10.63	-10.63	-10.63	-10.63	-10.63	-10.60
Chicago-Gary-Lake County, IL-IN	Ozone	Moderate	50	0.00	5.29	-337.18	-343.67	-343.50	-343.39	-343.37	-343.29	-343.17	-343.17	-342.35
Chicago-Gary-Lake County, IL-IN	PM _{2.5}	Nonattainment	100	0.00	5.29	-337.18	-343.67	-343.50	-343.39	-343.37	-343.29	-343.17	-343.17	-342.35
Chico, CA	CO	Maintenance	100	0.00	0.07	-4.44	-4.53	-4.52	-4.52	-4.52	-4.52	-4.52	-4.52	-4.51
Chico, CA	Ozone	Former Subpart 1	50	0.00	0.07	-4.44	-4.53	-4.52	-4.52	-4.52	-4.52	-4.52	-4.52	-4.51
Cincinnati-Hamilton, OH-KY-IN	Ozone	Former Subpart 1	50	0.00	1.26	-79.82	-81.36	-81.32	-81.29	-81.28	-81.26	-81.23	-81.23	-81.04
Cincinnati-Hamilton, OH-KY-IN	PM _{2.5}	Nonattainment	100	0.00	1.26	-79.82	-81.36	-81.32	-81.29	-81.28	-81.26	-81.23	-81.23	-81.04
Clairton & 4 Boroughs, PA	PM ₁₀	Maintenance	100	0.00	0.00	-0.16	-0.16	-0.16	-0.16	-0.16	-0.16	-0.16	-0.16	-0.16
Clark County, NV	PM ₁₀	Serious	70	0.00	0.06	-3.74	-3.81	-3.81	-3.81	-3.81	-3.81	-3.81	-3.81	-3.80
Clarksville-Hopkinsville, TN-KY	Ozone	Maintenance	100	0.00	0.10	-6.54	-6.67	-6.67	-6.66	-6.66	-6.66	-6.66	-6.66	-6.64
Clearfield and Indiana Counties, PA	Ozone	Maintenance	100	0.00	0.09	-5.79	-5.90	-5.90	-5.89	-5.89	-5.89	-5.89	-5.89	-5.88
Cleveland, OH	CO	Maintenance	100	0.00	0.26	-16.73	-17.05	-17.04	-17.04	-17.04	-17.03	-17.03	-17.03	-16.99
Cleveland-Akron-Lorain, OH	Ozone	Maintenance	100	0.00	1.66	-105.63	-107.66	-107.61	-107.58	-107.57	-107.54	-107.50	-107.50	-107.24
Cleveland-Akron-Lorain, OH	PM _{2.5}	Nonattainment	100	0.00	1.66	-105.63	-107.66	-107.61	-107.58	-107.57	-107.54	-107.50	-107.50	-107.24
Coachella Valley, CA	PM ₁₀	Serious	70	0.00	0.11	-6.68	-6.81	-6.81	-6.80	-6.80	-6.80	-6.80	-6.80	-6.78
Colbert County, AL	SO _x	Maintenance	100	0.00	0.02	-1.09	-1.11	-1.11	-1.11	-1.11	-1.11	-1.11	-1.11	-1.11
Colorado Springs, CO	CO	Maintenance	100	0.00	0.12	-7.88	-8.03	-8.03	-8.03	-8.03	-8.03	-8.03	-8.02	-8.00
Columbia Falls, MT	PM ₁₀	Moderate	100	0.00	0.00	-0.11	-0.11	-0.11	-0.11	-0.11	-0.11	-0.11	-0.11	-0.11
Columbia, SC	Ozone	Former Subpart 1	50	0.00	0.23	-14.49	-14.77	-14.76	-14.76	-14.76	-14.76	-14.76	-14.75	-14.71
Columbus, OH	Ozone	Maintenance	100	0.00	1.15	-72.98	-74.38	-74.34	-74.32	-74.31	-74.30	-74.27	-74.27	-74.09
Columbus, OH	PM _{2.5}	Nonattainment	100	0.00	1.15	-72.98	-74.38	-74.34	-74.32	-74.31	-74.30	-74.27	-74.27	-74.09
Conewango Township (Warren County), PA	SO _x	Maintenance	100	0.00	0.00	-0.06	-0.06	-0.06	-0.06	-0.06	-0.06	-0.06	-0.06	-0.06
Coso Junction, CA	PM ₁₀	Moderate	100	0.00	0.00	-0.01	-0.01	-0.01	-0.01	-0.01	-0.01	-0.01	-0.01	-0.01
Cuyahoga County, OH	PM ₁₀	Maintenance	100	0.00	0.48	-30.48	-31.06	-31.05	-31.04	-31.04	-31.03	-31.02	-31.02	-30.94
Cuyahoga County, OH	SO _x	Maintenance	100	0.00	0.48	-30.48	-31.06	-31.05	-31.04	-31.04	-31.03	-31.02	-31.02	-30.94
Dallas-Fort Worth, TX	Ozone	Moderate	50	0.00	1.25	-79.68	-81.22	-81.18	-81.15	-81.14	-81.12	-81.10	-81.10	-80.90
Dayton-Springfield, OH	Ozone	Maintenance	100	0.00	0.51	-32.64	-33.27	-33.25	-33.24	-33.24	-33.23	-33.22	-33.22	-33.14
Dayton-Springfield, OH	PM _{2.5}	Nonattainment	100	0.00	0.51	-32.64	-33.27	-33.25	-33.24	-33.24	-33.23	-33.22	-33.22	-33.14
Denver Metro, CO	PM ₁₀	Maintenance	100	0.00	0.59	-37.72	-38.44	-38.43	-38.41	-38.41	-38.40	-38.39	-38.39	-38.29
Denver-Boulder, CO	CO	Maintenance	100	0.00	0.56	-35.87	-36.56	-36.54	-36.53	-36.53	-36.52	-36.51	-36.51	-36.42
Denver-Boulder-Greeley-Fort Collins-Loveland, CO	Ozone	Former Subpart 1	50	0.00	0.75	-47.67	-48.59	-48.56	-48.55	-48.55	-48.53	-48.52	-48.52	-48.40
Detroit, MI	CO	Maintenance	100	0.00	0.66	-42.08	-42.89	-42.87	-42.85	-42.85	-42.84	-42.82	-42.82	-42.72
Detroit-Ann Arbor, MI	Ozone	Maintenance	100	0.00	3.98	-252.87	-257.73	-257.60	-257.52	-257.50	-257.44	-257.35	-257.35	-256.72
Detroit-Ann Arbor, MI	PM _{2.5}	Nonattainment	100	0.00	3.98	-252.87	-257.73	-257.60	-257.52	-257.50	-257.44	-257.35	-257.35	-256.72
Door County, WI	Ozone	Former Subpart 1	50	0.00	0.01	-0.91	-0.93	-0.93	-0.93	-0.93	-0.93	-0.93	-0.93	-0.93
Douglas (Cochise County), AZ	PM ₁₀	Moderate	100	0.00	0.02	-1.33	-1.35	-1.35	-1.35	-1.35	-1.35	-1.35	-1.35	-1.35

Table D2-20 Emission Changes <u>a/</u> (for Cumulative Impacts) by Nonattainment Area with Alternative Standards for HD Vehicles Formaldehyde 2030														
Nonattainment Area	Pollutant	Status <u>c/</u>	General Conformity Threshold <u>d/</u>	Emissions Changes for Cumulative Impacts (tons/year)										
				Alt. 1	Alt. 2	Alt. 3	Alt. 4	Alt. 6A	Alt. 5	Alt. 6 <u>b/</u>	Alt. 7	Alt. 6B	Alt. 8	
				No Action	Engine Only	Class 8 Tractors	Engines & Classes 7-8 Tractors	15% below Preferred Alternative Stringency	Engines, Classes 7-8 Tractors, & Classes 2b-3	Engines, Tractors, & Classes 2b-8	Engines, Tractors, & Truck, & Trailers	20% above Preferred Alternative Stringency	Accelerated Hybrid Adoption	
Douglas (Cochise County), AZ	SO _x	Maintenance	100	0.00	0.02	-1.33	-1.35	-1.35	-1.35	-1.35	-1.35	-1.35	-1.35	-1.35
Duluth, MN	CO	Maintenance	100	0.00	0.03	-1.60	-1.63	-1.63	-1.63	-1.63	-1.63	-1.63	-1.63	-1.62
Eagle River, AK	PM ₁₀	Moderate	100	0.00	0.00	-0.08	-0.09	-0.09	-0.09	-0.09	-0.09	-0.09	-0.09	-0.09
East Chicago, IN	CO	Maintenance	100	0.00	0.06	-3.89	-3.97	-3.96	-3.96	-3.96	-3.96	-3.96	-3.96	-3.95
East Chicago, IN	PM ₁₀	Maintenance	100	0.00	0.06	-3.89	-3.97	-3.96	-3.96	-3.96	-3.96	-3.96	-3.96	-3.95
East Helena Area (Lewis and Clark County), MT	SO _x	Nonattainment	100	0.00	0.00	-0.02	-0.02	-0.02	-0.02	-0.02	-0.02	-0.02	-0.02	-0.02
El Paso County, TX	PM ₁₀	Moderate	100	0.00	0.07	-4.32	-4.40	-4.40	-4.40	-4.40	-4.40	-4.39	-4.39	-4.38
El Paso, TX	CO	Maintenance	100	0.00	0.00	-0.27	-0.28	-0.28	-0.28	-0.28	-0.28	-0.28	-0.28	-0.28
Erie, PA	Ozone	Maintenance	100	0.00	0.08	-5.13	-5.23	-5.23	-5.23	-5.23	-5.23	-5.22	-5.22	-5.21
Essex County (Whiteface Mountain), NY	Ozone	Former Subpart 1	50	0.00	0.00	-0.03	-0.03	-0.03	-0.03	-0.03	-0.03	-0.03	-0.03	-0.03
Eugene-Springfield, OR	CO	Maintenance	100	0.00	0.11	-7.17	-7.31	-7.30	-7.30	-7.30	-7.30	-7.30	-7.30	-7.28
Eugene-Springfield, OR	PM ₁₀	Moderate	100	0.00	0.11	-7.17	-7.31	-7.30	-7.30	-7.30	-7.30	-7.30	-7.30	-7.28
Evansville, IN	Ozone	Maintenance	100	0.00	0.22	-14.07	-14.34	-14.34	-14.33	-14.33	-14.33	-14.33	-14.32	-14.29
Evansville, IN	PM _{2.5}	Nonattainment	100	0.00	0.22	-14.07	-14.34	-14.34	-14.33	-14.33	-14.33	-14.33	-14.32	-14.29
Fairbanks, AK	CO	Maintenance	100	0.00	0.00	-0.30	-0.31	-0.31	-0.31	-0.31	-0.31	-0.30	-0.30	-0.30
Fayetteville, NC	Ozone	Former Subpart 1	50	0.00	0.08	-5.15	-5.25	-5.25	-5.25	-5.25	-5.25	-5.25	-5.25	-5.23
Flathead County; Whitefish and vicinity, MT	PM ₁₀	Moderate	100	0.00	0.00	-0.14	-0.14	-0.14	-0.14	-0.14	-0.14	-0.14	-0.14	-0.14
Flint, MI	Ozone	Maintenance	100	0.00	0.22	-13.70	-13.97	-13.96	-13.96	-13.96	-13.96	-13.95	-13.95	-13.91
Follansbee, WV	PM ₁₀	Maintenance	100	0.00	0.00	-0.01	-0.01	-0.01	-0.01	-0.01	-0.01	-0.01	-0.01	-0.01
Fort Collins, CO	CO	Maintenance	100	0.00	0.04	-2.66	-2.72	-2.71	-2.71	-2.71	-2.71	-2.71	-2.71	-2.70
Fort Hall Reservation, ID	PM ₁₀	Moderate	100	0.00	0.00	-0.01	-0.01	-0.01	-0.01	-0.01	-0.01	-0.01	-0.01	-0.01
Fort Wayne, IN	Ozone	Maintenance	100	0.00	0.13	-8.22	-8.38	-8.37	-8.37	-8.37	-8.37	-8.37	-8.37	-8.35
Franklin County, PA	Ozone	Maintenance	100	0.00	0.06	-3.99	-4.07	-4.07	-4.07	-4.07	-4.07	-4.07	-4.07	-4.06
Franklin Township (Coshocton County), OH	SO _x	Maintenance	100	0.00	0.00	-0.02	-0.02	-0.02	-0.02	-0.02	-0.02	-0.02	-0.02	-0.02
Frederick County, VA	Ozone	Former Subpart 1	50	0.00	0.04	-2.65	-2.70	-2.70	-2.70	-2.70	-2.70	-2.70	-2.70	-2.69
Fredericksburg, VA	Ozone	Maintenance	100	0.00	0.08	-5.11	-5.21	-5.21	-5.20	-5.20	-5.20	-5.20	-5.20	-5.19
Freehold, NJ	CO	Maintenance	100	0.00	0.00	-0.11	-0.11	-0.11	-0.11	-0.11	-0.11	-0.11	-0.11	-0.11
Fresno, CA	CO	Maintenance	100	0.00	0.14	-8.61	-8.78	-8.77	-8.77	-8.77	-8.77	-8.77	-8.76	-8.74
Grand Rapids, MI	Ozone	Maintenance	100	0.00	0.35	-22.02	-22.45	-22.44	-22.43	-22.43	-22.43	-22.42	-22.41	-22.36
Granite City, Nameoki Townships, IL	PM ₁₀	Maintenance	100	0.00	0.01	-0.92	-0.94	-0.94	-0.94	-0.94	-0.94	-0.94	-0.94	-0.94
Grant County, NM	SO _x	Maintenance	100	0.00	0.00	-0.05	-0.05	-0.05	-0.05	-0.05	-0.05	-0.05	-0.05	-0.05
Grants Pass, OR	CO	Maintenance	100	0.00	0.01	-0.57	-0.59	-0.58	-0.58	-0.58	-0.58	-0.58	-0.58	-0.58
Grants Pass, OR	PM ₁₀	Maintenance	100	0.00	0.01	-0.57	-0.59	-0.58	-0.58	-0.58	-0.58	-0.58	-0.58	-0.58
Great Falls, MT	CO	Maintenance	100	0.00	0.01	-0.37	-0.37	-0.37	-0.37	-0.37	-0.37	-0.37	-0.37	-0.37
Greater Connecticut, CT	Ozone	Moderate	50	0.00	0.23	-14.77	-15.06	-15.05	-15.05	-15.05	-15.04	-15.04	-15.04	-15.00
Greeley, CO	CO	Maintenance	100	0.00	0.03	-2.19	-2.24	-2.23	-2.23	-2.23	-2.23	-2.23	-2.23	-2.23
Green Bay, WI	SO _x	Maintenance	100	0.00	0.04	-2.37	-2.41	-2.41	-2.41	-2.41	-2.41	-2.41	-2.41	-2.40
Greene County, IN	Ozone	Maintenance	100	0.00	0.02	-1.10	-1.12	-1.12	-1.12	-1.12	-1.12	-1.12	-1.12	-1.12
Greene County, PA	Ozone	Maintenance	100	0.00	0.01	-0.73	-0.74	-0.74	-0.74	-0.74	-0.74	-0.74	-0.74	-0.74
Greensboro-Winston Salem-High Point, NC	Ozone	Marginal	50	0.00	0.70	-44.77	-45.63	-45.60	-45.59	-45.59	-45.58	-45.58	-45.56	-45.45
Greensboro-Winston salem-High Point, NC	PM _{2.5}	Nonattainment	100	0.00	0.70	-44.77	-45.63	-45.60	-45.59	-45.59	-45.58	-45.56	-45.56	-45.45
Greenville-Spartanburg-Anderson, SC	Ozone	Former Subpart 1	50	0.00	0.31	-19.67	-20.04	-20.03	-20.03	-20.03	-20.02	-20.01	-20.01	-19.96
Groveland Township (Tazewell County), IL	SO _x	Maintenance	100	0.00	0.01	-0.52	-0.53	-0.53	-0.53	-0.53	-0.53	-0.53	-0.53	-0.53

Table D2-20 Emission Changes <u>a/</u> (for Cumulative Impacts) by Nonattainment Area with Alternative Standards for HD Vehicles Formaldehyde 2030														
Nonattainment Area	Pollutant	Status <u>c/</u>	General Conformity Threshold <u>d/</u>	Emissions Changes for Cumulative Impacts (tons/year)										
				Alt. 1	Alt. 2	Alt. 3	Alt. 4	Alt. 6A	Alt. 5	Alt. 6 <u>b/</u>	Alt. 7	Alt. 6B	Alt. 8	
				No Action	Engine Only	Class 8 Tractors	Engines & Classes 7-8 Tractors	15% below Preferred Alternative Stringency	Engines, Classes 7-8 Tractors, & Classes 2b-3	Engines, Tractors, & Classes 2b-8	Engines, Tractors, & Truck, & Trailers	20% above Preferred Alternative Stringency	Accelerated Hybrid Adoption	
Hancock-Knox-Lincoln-Waldo Counties, ME	Ozone	Maintenance	100	0.00	0.04	-2.26	-2.30	-2.30	-2.30	-2.30	-2.30	-2.30	-2.30	-2.29
Harrisburg-Lebanon-Carlisle, PA	Ozone	Maintenance	100	0.00	0.67	-42.26	-43.07	-43.05	-43.04	-43.04	-43.04	-43.03	-43.01	-42.91
Harrisburg-Lebanon-Carlisle, PA	PM _{2.5}	Nonattainment	100	0.00	0.67	-42.26	-43.07	-43.05	-43.04	-43.04	-43.04	-43.03	-43.01	-42.91
Hartford-New Britain-Middletown, CT	CO	Maintenance	100	0.00	0.16	-10.19	-10.39	-10.38	-10.38	-10.38	-10.38	-10.37	-10.37	-10.35
Hayden (Pinal County), AZ	SO _x	Nonattainment	100	0.00	0.00	-0.17	-0.18	-0.18	-0.18	-0.18	-0.18	-0.18	-0.18	-0.18
Hayden/Miami, AZ	PM ₁₀	Moderate	100	0.00	0.01	-0.60	-0.61	-0.61	-0.61	-0.61	-0.61	-0.61	-0.61	-0.61
Haywood and Swain Counties (Great Smoky Mountain NP), NC	Ozone	Maintenance	100	0.00	0.00	-0.12	-0.12	-0.12	-0.12	-0.12	-0.12	-0.12	-0.12	-0.12
Hazelwood, PA	SO _x	Maintenance	100	0.00	0.01	-0.47	-0.48	-0.48	-0.48	-0.48	-0.48	-0.48	-0.48	-0.48
Hickory, NC	PM _{2.5}	Nonattainment	100	0.00	0.05	-3.02	-3.08	-3.08	-3.08	-3.08	-3.08	-3.07	-3.07	-3.07
Hickory-Morgantown-Lenoir, NC	Ozone	Former Subpart 1	50	0.00	0.08	-5.38	-5.49	-5.48	-5.48	-5.48	-5.48	-5.48	-5.48	-5.47
Hollis Township, IL	SO _x	Maintenance	100	0.00	0.00	-0.05	-0.06	-0.06	-0.06	-0.06	-0.06	-0.06	-0.06	-0.06
Houston-Galveston-Brazoria, TX	Ozone	Severe	25	0.00	-1.97	-80.21	-83.40	-83.36	-83.62	-84.19	-84.46	-85.01	-86.83	-86.83
Humphreys County, TN	SO _x	Maintenance	100	0.00	0.00	-0.18	-0.19	-0.19	-0.19	-0.19	-0.19	-0.19	-0.19	-0.19
Huntington-Ashland, WV-KY-OH	PM _{2.5}	Nonattainment	100	0.00	0.10	-6.29	-6.41	-6.41	-6.41	-6.41	-6.41	-6.41	-6.40	-6.39
Huntington-Ashland, WV-KY	Ozone	Maintenance	100	0.00	0.05	-3.25	-3.32	-3.32	-3.31	-3.31	-3.31	-3.31	-3.31	-3.31
Huron County, MI	Ozone	Maintenance	100	0.00	0.01	-0.74	-0.76	-0.76	-0.76	-0.76	-0.76	-0.76	-0.76	-0.76
Imperial County, CA	Ozone	Moderate	50	0.00	0.06	-4.00	-4.07	-4.07	-4.07	-4.07	-4.07	-4.07	-4.07	-4.06
Imperial Valley, CA	PM ₁₀	Serious	70	0.00	0.06	-3.91	-3.99	-3.98	-3.98	-3.98	-3.98	-3.98	-3.98	-3.97
Indian Wells, CA	PM ₁₀	Maintenance	100	0.00	0.01	-0.51	-0.52	-0.52	-0.52	-0.52	-0.52	-0.52	-0.52	-0.52
Indianapolis, IN	CO	Maintenance	100	0.00	1.23	-78.32	-79.83	-79.79	-79.76	-79.76	-79.76	-79.74	-79.71	-79.52
Indianapolis, IN	Ozone	Maintenance	100	0.00	1.23	-78.32	-79.83	-79.79	-79.76	-79.76	-79.76	-79.74	-79.71	-79.52
Indianapolis, IN	PM _{2.5}	Nonattainment	100	0.00	1.23	-78.32	-79.83	-79.79	-79.76	-79.76	-79.76	-79.74	-79.71	-79.52
Jackson County, IN	Ozone	Maintenance	100	0.00	0.04	-2.33	-2.37	-2.37	-2.37	-2.37	-2.37	-2.37	-2.37	-2.36
Jamestown, NY	Ozone	Former Subpart 1	50	0.00	0.05	-3.30	-3.36	-3.36	-3.36	-3.36	-3.36	-3.36	-3.36	-3.35
Jefferson County, NY	Ozone	Moderate	50	0.00	0.03	-2.14	-2.18	-2.18	-2.18	-2.18	-2.18	-2.18	-2.18	-2.17
Jefferson County, OH	PM ₁₀	Maintenance	100	0.00	0.00	-0.15	-0.15	-0.15	-0.15	-0.15	-0.15	-0.15	-0.15	-0.15
Johnson City-Kingsport-Bristol, TN	Ozone	Former Subpart 1	50	0.00	0.07	-4.43	-4.51	-4.51	-4.51	-4.51	-4.51	-4.51	-4.51	-4.49
Johnstown, PA	Ozone	Maintenance	100	0.00	0.05	-2.95	-3.01	-3.01	-3.01	-3.01	-3.01	-3.01	-3.00	-3.00
Johnstown, PA	PM _{2.5}	Nonattainment	100	0.00	0.05	-2.95	-3.01	-3.01	-3.01	-3.01	-3.01	-3.01	-3.00	-3.00
Juneau, AK	PM ₁₀	Moderate	100	0.00	0.00	-0.13	-0.13	-0.13	-0.13	-0.13	-0.13	-0.13	-0.13	-0.13
Kalamazoo-Battle Creek, MI	Ozone	Maintenance	100	0.00	0.21	-13.34	-13.60	-13.59	-13.58	-13.58	-13.58	-13.58	-13.58	-13.54
Kalispell, MT	PM ₁₀	Moderate	100	0.00	0.01	-0.56	-0.57	-0.57	-0.57	-0.57	-0.57	-0.57	-0.57	-0.57
Kent and Queen Annes Counties, MD	Ozone	Maintenance	100	0.00	0.02	-1.46	-1.48	-1.48	-1.48	-1.48	-1.48	-1.48	-1.48	-1.48
Kent, WA	PM ₁₀	Maintenance	100	0.00	-0.01	-0.48	-0.50	-0.50	-0.50	-0.50	-0.50	-0.50	-0.51	-0.52
Kern County (Eastern Kern), CA	Ozone	Former Subpart 1	50	0.00	0.02	-1.28	-1.30	-1.30	-1.30	-1.30	-1.30	-1.30	-1.30	-1.30
Kewaunee County, WI	Ozone	Maintenance	100	0.00	0.01	-0.62	-0.63	-0.63	-0.63	-0.63	-0.63	-0.63	-0.63	-0.63
King County, WA	PM ₁₀	Maintenance	100	0.00	-0.01	-0.21	-0.22	-0.22	-0.22	-0.22	-0.22	-0.22	-0.23	-0.24
Klamath Falls, OR	CO	Maintenance	100	0.00	0.03	-1.60	-1.63	-1.63	-1.62	-1.62	-1.62	-1.62	-1.62	-1.62
Klamath Falls, OR	PM ₁₀	Maintenance	100	0.00	0.03	-1.60	-1.63	-1.63	-1.62	-1.62	-1.62	-1.62	-1.62	-1.62
Knoxville, TN	Ozone	Former Subpart 1	50	0.00	0.83	-52.55	-53.56	-53.54	-53.52	-53.52	-53.52	-53.50	-53.48	-53.35
Knoxville, TN	PM _{2.5}	Nonattainment	100	0.00	0.83	-52.55	-53.56	-53.54	-53.52	-53.52	-53.52	-53.50	-53.48	-53.35
La Porte County, IN	SO _x	Maintenance	100	0.00	0.02	-1.18	-1.20	-1.20	-1.20	-1.20	-1.20	-1.20	-1.20	-1.20
LaGrande, OR	PM ₁₀	Maintenance	100	0.00	0.00	-0.24	-0.24	-0.24	-0.24	-0.24	-0.24	-0.24	-0.24	-0.24

Table D2-20 Emission Changes <u>a/</u> (for Cumulative Impacts) by Nonattainment Area with Alternative Standards for HD Vehicles Formaldehyde 2030													
Nonattainment Area	Pollutant	Status <u>c/</u>	General Conformity Threshold <u>d/</u>	Emissions Changes for Cumulative Impacts (tons/year)									
				Alt. 1	Alt. 2	Alt. 3	Alt. 4	Alt. 6A	Alt. 5	Alt. 6 <u>b/</u>	Alt. 7	Alt. 6B	Alt. 8
				No Action	Engine Only	Class 8 Tractors	Engines & Classes 7-8 Tractors	15% below Preferred Alternative Stringency	Engines, Classes 7-8 Tractors, & Classes 2b-3	Engines, Tractors, & Classes 2b-8	Engines, Tractors, & Trucks, & Trailers	20% above Preferred Alternative Stringency	Accelerated Hybrid Adoption
Lake County, IN	SO _x	Maintenance	100	0.00	0.09	-5.71	-5.82	-5.82	-5.82	-5.82	-5.82	-5.82	-5.82
Lake County, OH	SO _x	Maintenance	100	0.00	0.01	-0.75	-0.77	-0.77	-0.77	-0.77	-0.77	-0.77	-0.76
Lake County, OR	PM ₁₀	Maintenance	100	0.00	0.00	-0.10	-0.10	-0.10	-0.10	-0.10	-0.10	-0.10	-0.10
Lake Tahoe North Shore, CA	CO	Maintenance	100	0.00	0.00	-0.28	-0.28	-0.28	-0.28	-0.28	-0.28	-0.28	-0.28
Lake Tahoe South Shore, CA	CO	Maintenance	100	0.00	0.01	-0.70	-0.71	-0.71	-0.71	-0.71	-0.71	-0.71	-0.71
Lake Tahoe, NV	CO	Maintenance	100	0.00	0.00	-0.18	-0.19	-0.19	-0.19	-0.19	-0.19	-0.19	-0.19
Lamar, CO	PM ₁₀	Maintenance	100	0.00	0.00	-0.16	-0.16	-0.16	-0.16	-0.16	-0.16	-0.16	-0.16
Lame Deer, MT	PM ₁₀	Moderate	100	0.00	0.00	-0.04	-0.04	-0.04	-0.04	-0.04	-0.04	-0.04	-0.04
Lancaster, PA	Ozone	Maintenance	100	0.00	0.27	-16.94	-17.27	-17.26	-17.25	-17.25	-17.25	-17.25	-17.20
Lancaster, PA	PM _{2.5}	Nonattainment	100	0.00	0.27	-16.94	-17.27	-17.26	-17.25	-17.25	-17.25	-17.24	-17.20
Lane County, OR	PM ₁₀	Moderate	100	0.00	0.00	-0.02	-0.02	-0.02	-0.02	-0.02	-0.02	-0.02	-0.02
Lansing-East Lansing, MI	Ozone	Maintenance	100	0.00	0.20	-12.70	-12.94	-12.94	-12.93	-12.93	-12.93	-12.93	-12.89
LaPorte, IN	Ozone	Maintenance	100	0.00	0.05	-3.29	-3.36	-3.35	-3.35	-3.35	-3.35	-3.35	-3.34
Las Vegas, NV	CO	Serious	100	0.00	0.12	-7.53	-7.68	-7.68	-7.67	-7.67	-7.67	-7.67	-7.65
Las Vegas, NV	Ozone	Former Subpart 1	50	0.00	0.12	-7.53	-7.68	-7.68	-7.67	-7.67	-7.67	-7.67	-7.65
Lauderdale County, AL	SO _x	Maintenance	100	0.00	0.03	-1.60	-1.63	-1.63	-1.63	-1.63	-1.63	-1.63	-1.63
Laurel Area (Yellowstone County), MT	SO _x	Nonattainment	100	0.00	0.00	-0.03	-0.03	-0.03	-0.03	-0.03	-0.03	-0.03	-0.03
Libby, MT	PM ₁₀	Moderate	100	0.00	0.00	-0.20	-0.20	-0.20	-0.20	-0.20	-0.20	-0.20	-0.20
Libby, MT	PM _{2.5}	Nonattainment	100	0.00	0.00	-0.20	-0.20	-0.20	-0.20	-0.20	-0.20	-0.20	-0.20
Liberty-Clairton, PA	PM _{2.5}	Nonattainment	100	0.00	0.00	-0.16	-0.16	-0.16	-0.16	-0.16	-0.16	-0.16	-0.16
Lima, OH	Ozone	Maintenance	100	0.00	0.04	-2.66	-2.71	-2.71	-2.71	-2.71	-2.70	-2.70	-2.70
Longmont, CO	CO	Maintenance	100	0.00	0.02	-1.33	-1.35	-1.35	-1.35	-1.35	-1.35	-1.35	-1.35
Lorain County, OH	SO _x	Maintenance	100	0.00	0.01	-0.90	-0.92	-0.92	-0.92	-0.92	-0.92	-0.91	-0.91
Los Angeles South Coast Air Basin, CA	CO	Maintenance	100	0.00	11.31	-720.05	-733.90	-733.54	-733.30	-733.25	-733.08	-732.82	-731.06
Los Angeles South Coast Air Basin, CA	NO _x	Maintenance	100	0.00	11.31	-720.05	-733.90	-733.54	-733.30	-733.25	-733.08	-732.82	-731.06
Los Angeles South Coast Air Basin, CA	Ozone	Extreme	10	0.00	11.31	-720.05	-733.90	-733.54	-733.30	-733.25	-733.08	-732.82	-731.06
Los Angeles South Coast Air Basin, CA	PM ₁₀	Serious	70	0.00	11.31	-720.05	-733.90	-733.54	-733.30	-733.25	-733.08	-732.82	-731.06
Los Angeles South Coast Air Basin, CA	PM _{2.5}	Nonattainment	100	0.00	11.31	-720.05	-733.90	-733.54	-733.30	-733.25	-733.08	-732.82	-731.06
Los Angeles-San Bernardino Counties (western Mohave), CA	Ozone	Moderate	50	0.00	0.11	-6.97	-7.11	-7.10	-7.10	-7.10	-7.10	-7.10	-7.08
Louisville, KY-IN	Ozone	Maintenance	100	0.00	0.87	-55.32	-56.38	-56.35	-56.33	-56.33	-56.31	-56.29	-56.16
Louisville, KY-IN	PM _{2.5}	Nonattainment	100	0.00	0.87	-55.32	-56.38	-56.35	-56.33	-56.33	-56.31	-56.29	-56.16
Lowell, MA	CO	Maintenance	100	0.00	0.03	-1.63	-1.66	-1.66	-1.66	-1.66	-1.66	-1.65	-1.65
Lucas County, OH	SO _x	Maintenance	100	0.00	0.09	-5.49	-5.60	-5.60	-5.59	-5.59	-5.59	-5.59	-5.58
Lyons Township, IL	PM ₁₀	Maintenance	100	0.00	0.02	-1.42	-1.45	-1.45	-1.45	-1.45	-1.45	-1.45	-1.44
Macon, GA	Ozone	Maintenance	100	0.00	0.08	-5.18	-5.28	-5.28	-5.28	-5.28	-5.27	-5.27	-5.26
Macon, GA	PM _{2.5}	Nonattainment	100	0.00	0.08	-5.18	-5.28	-5.28	-5.28	-5.28	-5.27	-5.27	-5.26
Madison and Page Counties (Shenandoah NP), VA	Ozone	Maintenance	100	0.00	0.00	-0.05	-0.05	-0.05	-0.05	-0.05	-0.05	-0.05	-0.05
Madison, WI	SO _x	Maintenance	100	0.00	0.09	-5.53	-5.63	-5.63	-5.63	-5.63	-5.63	-5.63	-5.61
Mammoth Lake, CA	PM ₁₀	Moderate	100	0.00	0.00	-0.19	-0.19	-0.19	-0.19	-0.19	-0.19	-0.19	-0.19
Manchester, NH	CO	Maintenance	100	0.00	0.02	-1.21	-1.24	-1.24	-1.24	-1.24	-1.24	-1.24	-1.23
Manitowoc County, WI	Ozone	Former Subpart 1	50	0.00	0.05	-3.21	-3.28	-3.27	-3.27	-3.27	-3.27	-3.27	-3.26
Marion County, IN	SO _x	Maintenance	100	0.00	0.09	-5.45	-5.56	-5.56	-5.55	-5.55	-5.55	-5.55	-5.54
Mariposa and Tuolumne Counties (Southern Mountain), CA	Ozone	Former Subpart 1	50	0.00	0.02	-1.22	-1.25	-1.25	-1.24	-1.24	-1.24	-1.24	-1.24

Table D2-20 Emission Changes <u>a/</u> (for Cumulative Impacts) by Nonattainment Area with Alternative Standards for HD Vehicles Formaldehyde 2030														
Nonattainment Area	Pollutant	Status <u>c/</u>	General Conformity Threshold <u>d/</u>	Emissions Changes for Cumulative Impacts (tons/year)										
				Alt. 1	Alt. 2	Alt. 3	Alt. 4	Alt. 6A	Alt. 5	Alt. 6 <u>b/</u>	Alt. 7	Alt. 6B	Alt. 8	
				No Action	Engine Only	Class 8 Tractors	Engines & Classes 7-8 Tractors	15% below Preferred Alternative Stringency	Engines, Classes 7-8 Tractors, & Classes 2b-3	Engines, Tractors, & Classes 2b-8	Engines, Tractors, & Truck, & Trailers	20% above Preferred Alternative Stringency	Accelerated Hybrid Adoption	
Martinsburg, WV-Hagerstown, MD	PM _{2.5}	Nonattainment	100	0.00	0.10	-6.10	-6.22	-6.22	-6.21	-6.21	-6.21	-6.21	-6.21	-6.20
Mason County, MI	Ozone	Maintenance	100	0.00	0.01	-0.71	-0.72	-0.72	-0.72	-0.72	-0.72	-0.72	-0.72	-0.72
Medford, OR	CO	Maintenance	100	0.00	0.02	-1.33	-1.36	-1.36	-1.36	-1.36	-1.36	-1.36	-1.36	-1.35
Medford-Ashland, OR	PM ₁₀	Maintenance	100	0.00	0.05	-3.18	-3.24	-3.24	-3.24	-3.24	-3.24	-3.24	-3.24	-3.23
Memphis, TN-AR	Ozone	Maintenance	100	0.00	0.31	-19.96	-20.35	-20.34	-20.33	-20.33	-20.33	-20.33	-20.32	-20.27
Memphis, TN	CO	Maintenance	100	0.00	0.28	-18.26	-18.61	-18.60	-18.59	-18.59	-18.59	-18.59	-18.58	-18.54
Miami (Gila County), AZ	SO _x	Maintenance	100	0.00	0.01	-0.42	-0.43	-0.43	-0.43	-0.43	-0.43	-0.43	-0.43	-0.43
Millinocket AQCR 109, ME	SO _x	Maintenance	100	0.00	0.00	-0.12	-0.12	-0.12	-0.12	-0.12	-0.12	-0.12	-0.12	-0.12
Milwaukee, WI	SO _x	Maintenance	100	0.00	0.13	-8.57	-8.74	-8.73	-8.73	-8.73	-8.73	-8.73	-8.72	-8.70
Milwaukee-Racine, WI	Ozone	Moderate	50	0.00	0.55	-34.80	-35.46	-35.45	-35.44	-35.43	-35.42	-35.41	-35.33	-35.33
Minneapolis-St Paul, MN	CO	Maintenance	100	0.00	1.73	-115.71	-117.98	-117.92	-117.89	-117.90	-117.88	-117.85	-117.62	-117.62
Minneapolis-St Paul, MN	SO _x	Maintenance	100	0.00	1.82	-115.60	-117.82	-117.76	-117.72	-117.72	-117.69	-117.65	-117.36	-117.36
Missoula, MT	CO	Maintenance	100	0.00	0.04	-2.34	-2.39	-2.39	-2.39	-2.39	-2.39	-2.39	-2.39	-2.38
Missoula, MT	PM ₁₀	Moderate	100	0.00	0.04	-2.34	-2.39	-2.39	-2.39	-2.39	-2.39	-2.39	-2.39	-2.38
Modesto, CA	CO	Maintenance	100	0.00	0.08	-4.85	-4.94	-4.94	-4.93	-4.93	-4.93	-4.93	-4.93	-4.92
Mohave County, AZ	PM ₁₀	Maintenance	100	0.00	0.03	-2.20	-2.24	-2.24	-2.24	-2.24	-2.24	-2.24	-2.24	-2.23
Mono Basin, CA	PM ₁₀	Moderate	100	0.00	0.00	-0.03	-0.03	-0.03	-0.03	-0.03	-0.03	-0.03	-0.03	-0.03
Morenci (Greenlee County), AZ	SO _x	Maintenance	100	0.00	0.00	-0.05	-0.05	-0.05	-0.05	-0.05	-0.05	-0.05	-0.05	-0.05
Morristown, NJ	CO	Maintenance	100	0.00	0.00	-0.25	-0.26	-0.26	-0.26	-0.26	-0.26	-0.26	-0.26	-0.26
Muhlenberg County, KY	SO _x	Maintenance	100	0.00	0.01	-0.59	-0.60	-0.60	-0.60	-0.60	-0.60	-0.60	-0.60	-0.60
Muncie, IN	Ozone	Maintenance	100	0.00	0.04	-2.69	-2.74	-2.74	-2.74	-2.74	-2.74	-2.74	-2.74	-2.73
Murray County (Chattahoochee NF), GA	Ozone	Maintenance	100	0.00	0.00	-0.10	-0.10	-0.10	-0.10	-0.10	-0.10	-0.10	-0.10	-0.10
Muscatine County, IA	SO _x	Maintenance	100	0.00	0.01	-0.43	-0.43	-0.43	-0.43	-0.43	-0.43	-0.43	-0.43	-0.43
Muskegon, MI	Ozone	Maintenance	100	0.00	0.05	-3.46	-3.53	-3.52	-3.52	-3.52	-3.52	-3.52	-3.52	-3.51
Nashua, NH	CO	Maintenance	100	0.00	0.02	-0.97	-0.99	-0.99	-0.99	-0.99	-0.99	-0.99	-0.99	-0.99
Nashville, TN	Ozone	Former Subpart 1	50	0.00	0.68	-43.75	-44.60	-44.58	-44.56	-44.56	-44.55	-44.54	-44.44	-44.44
Nevada County (western part), CA	Ozone	Former Subpart 1	50	0.00	0.02	-1.37	-1.40	-1.40	-1.40	-1.40	-1.40	-1.40	-1.40	-1.39
New Haven County, CT	PM ₁₀	Maintenance	100	0.00	0.02	-1.46	-1.49	-1.49	-1.49	-1.49	-1.49	-1.49	-1.49	-1.48
New Haven-Meriden-Waterbury, CT	CO	Maintenance	100	0.00	0.12	-7.77	-7.92	-7.91	-7.91	-7.91	-7.91	-7.91	-7.91	-7.89
New Manchester-Grant Magisterial District (Hancock County), WV	SO _x	Maintenance	100	0.00	0.00	-0.08	-0.08	-0.08	-0.08	-0.08	-0.08	-0.08	-0.08	-0.08
New York County, NY	PM ₁₀	Moderate	100	0.00	0.05	-3.06	-3.12	-3.12	-3.12	-3.12	-3.12	-3.12	-3.12	-3.11
New York-N. New Jersey-Long Island, NY-NJ-CT	CO	Maintenance	100	0.00	2.95	-187.54	-191.14	-191.04	-190.98	-190.97	-190.92	-190.85	-190.39	-190.39
New York-N. New Jersey-Long Island, NY-NJ-CT	PM _{2.5}	Nonattainment	100	0.00	2.95	-187.54	-191.14	-191.04	-190.98	-190.97	-190.92	-190.85	-190.39	-190.39
New York-northern New Jersey-Long Island, NY-NJ-CT	Ozone	Moderate	50	0.00	1.97	-125.35	-127.76	-127.70	-127.66	-127.65	-127.62	-127.57	-127.26	-127.26
Nogales, AZ	PM ₁₀	Moderate	100	0.00	0.01	-0.81	-0.83	-0.83	-0.83	-0.83	-0.83	-0.83	-0.83	-0.83
Norfolk-Virginia Beach-Newport News, VA	Ozone	Maintenance	100	0.00	0.18	-11.59	-11.81	-11.81	-11.80	-11.80	-11.80	-11.79	-11.77	-11.77
Ogden, UT	CO	Maintenance	100	0.00	0.02	-1.34	-1.37	-1.37	-1.37	-1.37	-1.37	-1.37	-1.37	-1.36
Ogden, UT	PM ₁₀	Moderate	100	0.00	0.02	-1.34	-1.37	-1.37	-1.37	-1.37	-1.37	-1.37	-1.37	-1.36
Oglesby, IL	PM ₁₀	Maintenance	100	0.00	0.00	-0.05	-0.05	-0.05	-0.05	-0.05	-0.05	-0.05	-0.05	-0.05
Olmsted County, MN	PM ₁₀	Maintenance	100	0.00	0.01	-0.41	-0.42	-0.42	-0.42	-0.42	-0.42	-0.42	-0.42	-0.42
Olympia, Tumwater, Lacey, WA	PM ₁₀	Maintenance	100	0.00	0.03	-1.98	-2.02	-2.02	-2.02	-2.02	-2.02	-2.02	-2.02	-2.01
Owens Valley, CA	PM ₁₀	Serious	70	0.00	0.00	-0.06	-0.06	-0.06	-0.06	-0.06	-0.06	-0.06	-0.06	-0.06
Pagosa Springs, CO	PM ₁₀	Maintenance	100	0.00	0.00	0.00	0.00	0.00	0.00	0.00	0.00	0.00	0.00	0.00

Table D2-20 Emission Changes μ / (for Cumulative Impacts) by Nonattainment Area with Alternative Standards for HD Vehicles Formaldehyde 2030													
Nonattainment Area	Pollutant	Status c /	General Conformity Threshold d /	Emissions Changes for Cumulative Impacts (tons/year)									
				Alt. 1	Alt. 2	Alt. 3	Alt. 4	Alt. 6A	Alt. 5	Alt. 6 b /	Alt. 7	Alt. 6B	Alt. 8
				No Action	Engine Only	Class 8 Tractors	Engines & Classes 7-8 Tractors	15% below Preferred Alternative Stringency	Engines, Classes 7-8 Tractors, & Classes 2b-3	Engines, Tractors, & Classes 2b-8	Engines, Tractors, & Trucks, & Trailers	20% above Preferred Alternative Stringency	Accelerated Hybrid Adoption
Parkersburg-Marietta, WV-OH	Ozone	Maintenance	100	0.00	0.12	-7.47	-7.61	-7.61	-7.61	-7.61	-7.60	-7.60	-7.58
Parkersburg-Marietta, WV-OH	PM _{2.5}	Nonattainment	100	0.00	0.12	-7.47	-7.61	-7.61	-7.61	-7.61	-7.60	-7.60	-7.58
Payson, AZ	PM ₁₀	Maintenance	100	0.00	0.00	-0.28	-0.28	-0.28	-0.28	-0.28	-0.28	-0.28	-0.28
Penns Grove, NJ	CO	Maintenance	100	0.00	0.00	-0.01	-0.01	-0.01	-0.01	-0.01	-0.01	-0.01	-0.01
Peoria, IL	SO _x	Maintenance	100	0.00	0.04	-2.28	-2.33	-2.33	-2.33	-2.33	-2.33	-2.32	-2.32
Perth Amboy, NJ	CO	Maintenance	100	0.00	0.01	-0.93	-0.95	-0.95	-0.94	-0.94	-0.94	-0.94	-0.94
Philadelphia-Camden County, PA-NJ	CO	Maintenance	100	0.00	0.10	-6.35	-6.47	-6.47	-6.46	-6.46	-6.46	-6.46	-6.44
Phildelphia-Wilmington, PA-NY-DE	PM _{2.5}	Nonattainment	100	0.00	0.34	-64.65	-66.24	-66.21	-66.25	-66.37	-66.41	-66.51	-66.78
Phildelphia-Wilmington-Atlantic City, PA-NY-MD-DE	Ozone	Moderate	50	0.00	0.69	-87.21	-89.23	-89.19	-89.22	-89.33	-89.37	-89.46	-89.68
Phoenix, AZ	CO	Maintenance	100	0.00	2.28	-145.04	-147.82	-147.75	-147.70	-147.69	-147.66	-147.60	-147.25
Phoenix, AZ	PM ₁₀	Serious	70	0.00	2.28	-145.04	-147.82	-147.75	-147.70	-147.69	-147.66	-147.60	-147.25
Phoenix-Mesa, AZ	Ozone	Former Subpart 1	50	0.00	1.16	-73.97	-75.39	-75.36	-75.33	-75.33	-75.31	-75.28	-75.10
Pierce County, WA	PM ₁₀	Maintenance	100	0.00	0.00	-0.19	-0.19	-0.19	-0.19	-0.19	-0.19	-0.19	-0.19
Pinehurst, ID	PM ₁₀	Moderate	100	0.00	0.00	-0.02	-0.02	-0.02	-0.02	-0.02	-0.02	-0.02	-0.02
Pittsburgh, PA	CO	Maintenance	100	0.00	0.00	-0.28	-0.29	-0.29	-0.29	-0.29	-0.29	-0.29	-0.29
Pittsburgh-Beaver Valley, PA	Ozone	Former Subpart 1	50	0.00	0.94	-59.47	-60.62	-60.59	-60.57	-60.56	-60.55	-60.53	-60.38
Pittsburgh-Beaver Valley, PA	PM _{2.5}	Nonattainment	100	0.00	0.94	-59.47	-60.62	-60.59	-60.57	-60.56	-60.55	-60.53	-60.38
Polk County, TN	SO _x	Maintenance	100	0.00	0.01	-0.42	-0.43	-0.43	-0.43	-0.43	-0.43	-0.43	-0.43
Polson, MT	PM ₁₀	Moderate	100	0.00	0.00	-0.06	-0.06	-0.06	-0.06	-0.06	-0.06	-0.06	-0.06
Portland, ME	Ozone	Maintenance	100	0.00	0.20	-13.00	-13.25	-13.24	-13.24	-13.24	-13.23	-13.23	-13.20
Portland, OR	CO	Maintenance	100	0.00	0.25	-16.48	-16.80	-16.79	-16.78	-16.78	-16.78	-16.78	-16.74
Portneuf Valley, ID	PM ₁₀	Maintenance	100	0.00	0.01	-0.76	-0.77	-0.77	-0.77	-0.77	-0.77	-0.77	-0.77
Poughkeepsie, NY	Ozone	Moderate	50	0.00	0.19	-12.32	-12.56	-12.55	-12.54	-12.54	-12.54	-12.54	-12.51
Presque Isle, ME	PM ₁₀	Maintenance	100	0.00	0.00	-0.19	-0.19	-0.19	-0.19	-0.19	-0.19	-0.19	-0.19
Providence (entire State), RI	Ozone	Moderate	50	0.00	0.09	-5.69	-5.80	-5.80	-5.80	-5.80	-5.80	-5.79	-5.78
Provo, UT	CO	Maintenance	100	0.00	0.03	-1.71	-1.74	-1.74	-1.74	-1.74	-1.74	-1.74	-1.74
Raleigh-Durham, NC	CO	Maintenance	100	0.00	0.38	-24.35	-24.82	-24.80	-24.79	-24.79	-24.79	-24.78	-24.72
Raleigh-Durham-Chapel Hill, NC	Ozone	Maintenance	100	0.00	0.59	-37.26	-37.98	-37.96	-37.95	-37.94	-37.93	-37.92	-37.83
Ramsey County, MN	PM ₁₀	Maintenance	100	0.00	0.00	-0.04	-0.04	-0.04	-0.04	-0.04	-0.04	-0.04	-0.04
Reading, PA	Ozone	Maintenance	100	0.00	0.22	-14.00	-14.27	-14.27	-14.26	-14.26	-14.26	-14.25	-14.22
Reading, PA	PM _{2.5}	Nonattainment	100	0.00	0.22	-14.00	-14.27	-14.27	-14.26	-14.26	-14.26	-14.25	-14.22
Reno, NV	CO	Maintenance	100	0.00	0.04	-2.61	-2.66	-2.66	-2.66	-2.66	-2.66	-2.66	-2.65
Rhineland (Oneida County), WI	SO _x	Maintenance	100	0.00	0.00	-0.03	-0.03	-0.03	-0.03	-0.03	-0.03	-0.03	-0.03
Richmond-Petersburg, VA	Ozone	Maintenance	100	0.00	0.19	-11.75	-11.98	-11.97	-11.97	-11.97	-11.97	-11.96	-11.93
Rillito, AZ	PM ₁₀	Moderate	100	0.00	0.01	-0.64	-0.65	-0.65	-0.65	-0.65	-0.65	-0.65	-0.65
Riverside County (Coachella Valley), CA	Ozone	Severe	25	0.00	0.11	-6.68	-6.81	-6.81	-6.80	-6.80	-6.80	-6.80	-6.78
Roanoke, VA	Ozone	Former Subpart 1	50	0.00	0.08	-5.33	-5.44	-5.43	-5.43	-5.43	-5.43	-5.43	-5.42
Rochester (Olmsted County), MN	SO _x	Maintenance	100	0.00	0.03	-1.63	-1.66	-1.66	-1.66	-1.66	-1.66	-1.66	-1.66
Rochester, NY	Ozone	Former Subpart 1	50	0.00	0.21	-13.19	-13.44	-13.43	-13.43	-13.43	-13.42	-13.42	-13.39
Rocky Mount, NC	Ozone	Maintenance	100	0.00	0.06	-3.95	-4.02	-4.02	-4.02	-4.02	-4.02	-4.02	-4.01
Rome, GA	PM _{2.5}	Nonattainment	100	0.00	0.03	-1.71	-1.74	-1.74	-1.74	-1.74	-1.74	-1.74	-1.74
Ronan, MT	PM ₁₀	Moderate	100	0.00	0.00	-0.02	-0.02	-0.02	-0.02	-0.02	-0.02	-0.02	-0.02
Rothschild, Rib Mountain, Weston (Marathon County), WI	SO _x	Maintenance	100	0.00	0.00	-0.06	-0.06	-0.06	-0.06	-0.06	-0.06	-0.06	-0.06

Table D2-20 Emission Changes <u>a/</u> (for Cumulative Impacts) by Nonattainment Area with Alternative Standards for HD Vehicles Formaldehyde 2030														
Nonattainment Area	Pollutant	Status <u>c/</u>	General Conformity Threshold <u>d/</u>	Emissions Changes for Cumulative Impacts (tons/year)										
				Alt. 1	Alt. 2	Alt. 3	Alt. 4	Alt. 6A	Alt. 5	Alt. 6 <u>b/</u>	Alt. 7	Alt. 6B	Alt. 8	
				No Action	Engine Only	Class 8 Tractors	Engines & Classes 7-8 Tractors	15% below Preferred Alternative Stringency	Engines, Classes 7-8 Tractors, & Classes 2b-3	Engines, Tractors, & Classes 2b-8	Engines, Tractors, & Truck, & Trailers	20% above Preferred Alternative Stringency	Accelerated Hybrid Adoption	
Sacramento County, CA	PM ₁₀	Moderate	100	0.00	0.31	-19.92	-20.31	-20.30	-20.30	-20.29	-20.29	-20.28	-20.28	-20.23
Sacramento Metro, CA	Ozone	Severe	25	0.00	0.55	-35.17	-35.85	-35.83	-35.83	-35.82	-35.81	-35.81	-35.79	-35.71
Sacramento, CA	CO	Maintenance	100	0.00	0.34	-21.31	-21.72	-21.71	-21.70	-21.70	-21.70	-21.70	-21.69	-21.64
Salem, OR	CO	Maintenance	100	0.00	0.03	-2.00	-2.04	-2.04	-2.04	-2.04	-2.04	-2.04	-2.04	-2.03
Salt Lake City, UT	CO	Maintenance	100	0.00	0.03	-2.25	-2.30	-2.30	-2.30	-2.30	-2.30	-2.30	-2.30	-2.30
Salt Lake County, UT	PM ₁₀	Moderate	100	0.00	0.34	-21.74	-22.16	-22.15	-22.14	-22.14	-22.14	-22.13	-22.13	-22.08
Salt Lake County, UT	SO _x	Nonattainment	100	0.00	0.34	-21.73	-22.15	-22.14	-22.14	-22.13	-22.13	-22.12	-22.12	-22.06
San Antonio, TX	Ozone	Former Subpart 1	50	0.00	0.46	-29.13	-29.69	-29.68	-29.67	-29.67	-29.66	-29.66	-29.65	-29.58
San Bernardino County, CA	PM ₁₀	Moderate	100	0.00	0.07	-4.64	-4.73	-4.73	-4.73	-4.73	-4.73	-4.72	-4.72	-4.71
San Diego, CA	CO	Maintenance	100	0.00	1.18	-74.76	-76.20	-76.16	-76.14	-76.14	-76.13	-76.11	-76.09	-75.90
San Diego, CA	Ozone	Former Subpart 1	50	0.00	1.18	-74.76	-76.20	-76.16	-76.14	-76.14	-76.13	-76.11	-76.09	-75.90
San Francisco Bay Area, CA	Ozone	Marginal	50	0.00	0.10	-60.24	-61.84	-61.81	-61.86	-62.01	-62.07	-62.07	-62.20	-62.59
San Francisco-Oakland-San Jose, CA	CO	Maintenance	100	0.00	0.29	-72.39	-74.22	-74.18	-74.23	-74.38	-74.44	-74.44	-74.56	-74.92
San Joaquin Valley, CA	Ozone	Extreme	10	0.00	3.25	-208.27	-212.28	-212.18	-212.11	-212.11	-212.10	-212.05	-211.98	-211.48
San Joaquin Valley, CA	PM ₁₀	Maintenance	100	0.00	3.25	-208.27	-212.28	-212.18	-212.11	-212.11	-212.10	-212.05	-211.98	-211.48
San Joaquin Valley, CA	PM _{2.5}	Nonattainment	100	0.00	3.25	-208.27	-212.28	-212.18	-212.11	-212.11	-212.10	-212.05	-211.98	-211.48
San Manuel (Pinal County), AZ	SO _x	Maintenance	100	0.00	0.01	-0.62	-0.63	-0.63	-0.63	-0.63	-0.63	-0.63	-0.63	-0.63
Sanders County (part);Thompson Falls and vicinity, MT	PM ₁₀	Moderate	100	0.00	0.00	-0.01	-0.01	-0.01	-0.01	-0.01	-0.01	-0.01	-0.01	-0.01
Scranton-Wilkes Barre, PA	Ozone	Maintenance	100	0.00	0.24	-15.00	-15.29	-15.28	-15.27	-15.27	-15.27	-15.27	-15.26	-15.23
Seattle-Tacoma, WA	CO	Maintenance	100	0.00	0.84	-54.48	-55.53	-55.50	-55.49	-55.49	-55.48	-55.47	-55.46	-55.33
Sheboygan, WI	Ozone	Moderate	50	0.00	0.05	-3.21	-3.27	-3.27	-3.27	-3.27	-3.27	-3.27	-3.27	-3.26
Sheridan, WY	PM ₁₀	Moderate	100	0.00	0.01	-0.42	-0.43	-0.43	-0.43	-0.43	-0.43	-0.43	-0.43	-0.43
Shoshone County, ID	PM ₁₀	Moderate	100	0.00	0.00	0.00	0.00	0.00	0.00	0.00	0.00	0.00	0.00	0.00
Somerville, NJ	CO	Maintenance	100	0.00	0.00	-0.14	-0.14	-0.14	-0.14	-0.14	-0.14	-0.14	-0.14	-0.14
South Bend-Elkhart, IN	Ozone	Maintenance	100	0.00	0.14	-8.91	-9.08	-9.08	-9.07	-9.07	-9.07	-9.07	-9.07	-9.05
Southeast Chicago, IL	PM ₁₀	Maintenance	100	0.00	0.06	-3.86	-3.93	-3.93	-3.93	-3.93	-3.93	-3.93	-3.93	-3.92
Spokane County, WA	PM ₁₀	Maintenance	100	0.00	0.09	-5.40	-5.51	-5.50	-5.50	-5.50	-5.50	-5.50	-5.50	-5.48
Spokane, WA	CO	Maintenance	100	0.00	0.08	-5.34	-5.45	-5.44	-5.44	-5.44	-5.44	-5.44	-5.44	-5.43
Springfield (western MA), MA	Ozone	Moderate	50	0.00	0.26	-16.57	-16.89	-16.88	-16.88	-16.88	-16.88	-16.87	-16.87	-16.82
Springfield, MA	CO	Maintenance	100	0.00	0.04	-2.40	-2.45	-2.45	-2.45	-2.45	-2.45	-2.45	-2.45	-2.44
St Louis, MO	CO	Maintenance	100	0.00	0.32	-20.40	-20.79	-20.78	-20.77	-20.77	-20.77	-20.77	-20.76	-20.71
St Louis, MO-IL	Ozone	Moderate	50	0.00	1.07	-67.76	-69.06	-69.03	-69.00	-69.00	-69.00	-68.98	-68.96	-68.79
St. Louis, MO-IL	PM _{2.5}	Nonattainment	100	0.00	1.06	-67.31	-68.60	-68.57	-68.55	-68.54	-68.53	-68.50	-68.50	-68.34
State College, PA	Ozone	Maintenance	100	0.00	0.08	-4.99	-5.09	-5.08	-5.08	-5.08	-5.08	-5.08	-5.08	-5.07
Steamboat Springs, CO	PM ₁₀	Maintenance	100	0.00	0.01	-0.35	-0.35	-0.35	-0.35	-0.35	-0.35	-0.35	-0.35	-0.35
Steubenville & Mingo Junction, OH	SO _x	Maintenance	100	0.00	0.01	-0.84	-0.86	-0.86	-0.86	-0.86	-0.86	-0.86	-0.86	-0.85
Steubenville-Weirton, OH-WV	Ozone	Maintenance	100	0.00	0.05	-3.28	-3.34	-3.34	-3.34	-3.34	-3.34	-3.34	-3.34	-3.33
Steubenville-Weirton, OH-WV	PM _{2.5}	Nonattainment	100	0.00	0.05	-3.28	-3.34	-3.34	-3.34	-3.34	-3.34	-3.34	-3.34	-3.33
Stockton, CA	CO	Maintenance	100	0.00	0.10	-6.59	-6.71	-6.71	-6.71	-6.71	-6.71	-6.71	-6.70	-6.69
Sutter County (Sutter Buttes), CA	Ozone	Former Subpart 1	50	0.00	0.00	0.00	0.00	0.00	0.00	0.00	0.00	0.00	0.00	0.00
Syracuse, NY	CO	Maintenance	100	0.00	0.09	-5.46	-5.57	-5.56	-5.56	-5.56	-5.56	-5.56	-5.56	-5.55
Telluride, CO	PM ₁₀	Maintenance	100	0.00	0.00	-0.03	-0.03	-0.03	-0.03	-0.03	-0.03	-0.03	-0.03	-0.03
Terre Haute, IN	Ozone	Maintenance	100	0.00	0.04	-2.52	-2.57	-2.57	-2.57	-2.57	-2.57	-2.57	-2.57	-2.56

Table D2-20 Emission Changes <u>a/</u> (for Cumulative Impacts) by Nonattainment Area with Alternative Standards for HD Vehicles Formaldehyde 2030														
Nonattainment Area	Pollutant	Status <u>c/</u>	General Conformity Threshold <u>d/</u>	Emissions Changes for Cumulative Impacts (tons/year)										
				Alt. 1	Alt. 2	Alt. 3	Alt. 4	Alt. 6A	Alt. 5	Alt. 6 <u>b/</u>	Alt. 7	Alt. 6B	Alt. 8	
				No Action	Engine Only	Class 8 Tractors	Engines & Classes 7-8 Tractors	15% below Preferred Alternative Stringency	Engines, Classes 7-8 Tractors, & Classes 2b-3	Engines, Tractors, & Classes 2b-8	Engines, Tractors, & Trucks, & Trailers	20% above Preferred Alternative Stringency	Accelerated Hybrid Adoption	
Tioga County, PA	Ozone	Maintenance	100	0.00	0.02	-1.18	-1.20	-1.20	-1.20	-1.20	-1.20	-1.20	-1.20	-1.19
Toledo, OH	Ozone	Maintenance	100	0.00	0.19	-11.92	-12.15	-12.14	-12.14	-12.14	-12.14	-12.13	-12.13	-12.10
Toms River, NJ	CO	Maintenance	100	0.00	0.01	-0.54	-0.55	-0.55	-0.55	-0.55	-0.55	-0.55	-0.55	-0.55
Tooele County, UT	SO _x	Nonattainment	100	0.00	0.03	-1.84	-1.88	-1.88	-1.87	-1.87	-1.87	-1.87	-1.87	-1.87
Trenton, NJ	CO	Maintenance	100	0.00	0.02	-1.50	-1.53	-1.53	-1.53	-1.53	-1.53	-1.53	-1.53	-1.53
Trona, CA	PM ₁₀	Moderate	100	0.00	0.00	-0.03	-0.04	-0.04	-0.04	-0.04	-0.04	-0.04	-0.04	-0.04
Tucson, AZ	CO	Maintenance	100	0.00	0.20	-12.71	-12.95	-12.95	-12.94	-12.94	-12.94	-12.94	-12.93	-12.90
Utah County, UT	PM ₁₀	Moderate	100	0.00	0.08	-5.04	-5.14	-5.13	-5.13	-5.13	-5.13	-5.13	-5.13	-5.12
Vancouver, WA	CO	Maintenance	100	0.00	0.09	-5.80	-5.91	-5.91	-5.91	-5.91	-5.91	-5.91	-5.91	-5.89
Ventura County, CA	Ozone	Serious	50	0.00	0.12	-7.76	-7.91	-7.90	-7.90	-7.90	-7.90	-7.90	-7.89	-7.87
Vermillion County, IN	PM ₁₀	Maintenance	100	0.00	0.00	-0.20	-0.21	-0.21	-0.21	-0.21	-0.21	-0.21	-0.21	-0.21
Vigo County, IN	SO _x	Maintenance	100	0.00	0.04	-2.52	-2.57	-2.57	-2.57	-2.57	-2.57	-2.57	-2.57	-2.56
Wallula, WA	PM ₁₀	Maintenance	100	0.00	0.00	0.00	0.00	0.00	0.00	0.00	0.00	0.00	0.00	0.00
Waltham, MA	CO	Maintenance	100	0.00	0.01	-0.79	-0.81	-0.81	-0.81	-0.81	-0.81	-0.81	-0.81	-0.80
Warren County, NJ	SO _x	Maintenance	100	0.00	0.01	-0.78	-0.79	-0.79	-0.79	-0.79	-0.79	-0.79	-0.79	-0.79
Warren County, PA	SO _x	Nonattainment	100	0.00	0.00	-0.27	-0.27	-0.27	-0.27	-0.27	-0.27	-0.27	-0.27	-0.27
Washington County (Hagerstown), MD	Ozone	Former Subpart 1	50	0.00	0.04	-2.74	-2.79	-2.79	-2.79	-2.79	-2.79	-2.79	-2.79	-2.78
Washington, DC-MD-VA	CO	Maintenance	100	0.00	1.71	-108.92	-111.02	-110.96	-110.93	-110.92	-110.89	-110.85	-110.85	-110.58
Washington, DC-MD-VA	Ozone	Moderate	50	0.00	1.71	-108.92	-111.02	-110.96	-110.93	-110.92	-110.89	-110.85	-110.85	-110.58
Washington, DC-MD-VA	PM _{2.5}	Nonattainment	100	0.00	1.71	-108.92	-111.02	-110.96	-110.93	-110.92	-110.89	-110.85	-110.85	-110.58
Washoe County, NV	PM ₁₀	Serious	70	0.00	0.04	-2.61	-2.66	-2.66	-2.66	-2.66	-2.66	-2.66	-2.66	-2.65
Waterford Township (Washington County), OH	SO _x	Maintenance	100	0.00	0.00	-0.13	-0.13	-0.13	-0.13	-0.13	-0.13	-0.13	-0.13	-0.13
Wayne County, IN	SO _x	Maintenance	100	0.00	0.03	-1.68	-1.72	-1.72	-1.72	-1.72	-1.72	-1.72	-1.71	-1.71
Wayne County, MI	PM ₁₀	Maintenance	100	0.00	0.03	-2.09	-2.13	-2.13	-2.13	-2.13	-2.13	-2.13	-2.13	-2.12
Weirton, WV	PM ₁₀	Maintenance	100	0.00	0.00	-0.28	-0.29	-0.29	-0.29	-0.29	-0.29	-0.29	-0.29	-0.29
Weirton, WV	SO _x	Maintenance	100	0.00	0.00	-0.28	-0.29	-0.29	-0.29	-0.29	-0.29	-0.29	-0.29	-0.29
Wheeling, WV-OH	Ozone	Maintenance	100	0.00	0.13	-7.99	-8.14	-8.14	-8.14	-8.14	-8.14	-8.14	-8.13	-8.11
Wheeling, WV-OH	PM _{2.5}	Nonattainment	100	0.00	0.13	-7.99	-8.14	-8.14	-8.14	-8.14	-8.14	-8.14	-8.13	-8.11
Winston-Salem, NC	CO	Maintenance	100	0.00	0.12	-7.49	-7.63	-7.63	-7.62	-7.62	-7.62	-7.62	-7.62	-7.60
Worcester, MA	CO	Maintenance	100	0.00	0.06	-3.73	-3.80	-3.80	-3.79	-3.79	-3.79	-3.79	-3.79	-3.78
Yakima County, WA	PM ₁₀	Maintenance	100	0.00	0.03	-1.68	-1.71	-1.71	-1.71	-1.71	-1.71	-1.71	-1.71	-1.70
Yakima, WA	CO	Maintenance	100	0.00	0.01	-0.71	-0.73	-0.73	-0.73	-0.73	-0.73	-0.73	-0.73	-0.72
York, PA	Ozone	Maintenance	100	0.00	0.21	-13.62	-13.88	-13.87	-13.87	-13.87	-13.87	-13.87	-13.86	-13.83
York, PA	PM _{2.5}	Nonattainment	100	0.00	0.21	-13.62	-13.88	-13.87	-13.87	-13.87	-13.87	-13.87	-13.86	-13.83
Youngstown-Warren-Sharon, OH-PA	Ozone	Maintenance	100	0.00	0.24	-15.42	-15.72	-15.71	-15.71	-15.70	-15.70	-15.70	-15.70	-15.66
Yuma, AZ	PM ₁₀	Moderate	100	0.00	0.06	-3.54	-3.60	-3.60	-3.60	-3.60	-3.60	-3.60	-3.60	-3.59

a/ Negative emissions changes indicate reductions; positive emissions changes are increases. Values of less than 0.005 tons/year are rounded to zero.

b/ Preferred Alternative

c/ Pollutants for which the area is designated nonattainment or maintenance as of 2010. Source: 40 CFR 81.

d/ Emissions thresholds in tons/year of: CO in CO maintenance and nonattainment areas; VOC or NO_x in ozone maintenance and nonattainment areas; primary PM_{2.5} in PM_{2.5} maintenance and nonattainment areas; primary PM₁₀ in PM₁₀ maintenance and nonattainment areas; and SO₂ in SO₂ maintenance and nonattainment areas. Source: 40 CFR § 93.153. These thresholds are provided for information only; a general conformity determination is not required for the proposed actions. (See section 3.3.1.)

Source: EPA (U.S. Environmental Protection Agency). 2010. The Green Book Nonattainment Areas. Washington, District of Columbia. Last Revised: June 16, 2010. U.S. Environmental Protection Agency. Available: <http://www.epa.gov/oaqps001/greenbk/>. Accessed: August 6, 2010.

Table D2-21 Emission Changes <u>a/</u> (for Cumulative Impacts) by Nonattainment Area with Alternative Standards for HD Vehicles Formaldehyde 2050														
Nonattainment Area	Pollutant	Status <u>c/</u>	General Conformity Threshold <u>d/</u>	Emissions Changes for Cumulative Impacts (tons/year)										
				Alt. 1	Alt. 2	Alt. 3	Alt. 4	Alt. 6A	Alt. 5	Alt. 6 <u>b/</u>	Alt. 7	Alt. 6B	Alt. 8	
				No Action	Engine Only	Class 8 Tractors	Engines & Classes 7-8 Tractors	15% below Preferred Alternative Stringency	Engines, Classes 7-8 Tractors, & Classes 2b-3	Engines, Tractors, & Classes 2b-8	Engines, Tractors, & Truck, & Trailers	20% above Preferred Alternative Stringency	Accelerated Hybrid Adoption	
Addison Township (Gallia County), OH	SO _x	Maintenance	100	0.00	0.00	-0.06	-0.07	-0.07	-0.07	-0.07	-0.07	-0.07	-0.07	-0.07
Ajo (Pima County), AZ	PM ₁₀	Moderate	100	0.00	0.00	-0.14	-0.14	-0.14	-0.14	-0.14	-0.14	-0.14	-0.14	-0.14
Ajo (Pima County), AZ	SO _x	Maintenance	100	0.00	0.00	-0.14	-0.14	-0.14	-0.14	-0.14	-0.14	-0.14	-0.14	-0.14
Albany-Schenectady-Troy, NY	Ozone	Former Subpart 1	50	0.00	0.23	-16.77	-17.09	-17.09	-17.09	-17.09	-17.09	-17.09	-17.09	-17.09
Albuquerque, NM	CO	Maintenance	100	0.00	0.18	-13.22	-13.48	-13.48	-13.48	-13.48	-13.48	-13.48	-13.48	-13.48
Allegan County, MI	Ozone	Former Subpart 1	50	0.00	0.09	-6.26	-6.39	-6.39	-6.39	-6.39	-6.39	-6.39	-6.39	-6.39
Allentown-Bethlehem-Easton, PA	Ozone	Maintenance	100	0.00	0.21	-14.96	-15.25	-15.25	-15.25	-15.25	-15.25	-15.25	-15.25	-15.25
Altoona, PA	Ozone	Maintenance	100	0.00	0.03	-2.27	-2.32	-2.32	-2.32	-2.32	-2.32	-2.32	-2.32	-2.32
Amador and Calveras Counties (Central Mountain), CA	Ozone	Former Subpart 1	50	0.00	0.04	-2.92	-2.97	-2.97	-2.97	-2.97	-2.97	-2.97	-2.97	-2.97
Anchorage, AK	CO	Maintenance	100	0.00	0.02	-1.75	-1.78	-1.78	-1.78	-1.78	-1.78	-1.78	-1.78	-1.78
Anthony, NM	PM ₁₀	Moderate	100	0.00	0.00	-0.17	-0.18	-0.18	-0.18	-0.18	-0.18	-0.18	-0.18	-0.18
Armstrong County, PA	SO _x	Nonattainment	100	0.00	0.00	-0.11	-0.11	-0.11	-0.11	-0.11	-0.11	-0.11	-0.11	-0.11
Aspen, CO	PM ₁₀	Maintenance	100	0.00	0.00	-0.18	-0.18	-0.18	-0.18	-0.18	-0.18	-0.18	-0.18	-0.18
Atlanta, GA	Ozone	Moderate	50	0.00	5.00	-363.45	-370.54	-370.54	-370.54	-370.54	-370.57	-370.51	-370.57	-370.50
Atlanta, GA	PM _{2.5}	Nonattainment	100	0.00	5.00	-363.45	-370.54	-370.54	-370.54	-370.54	-370.57	-370.51	-370.57	-370.50
Atlantic City, NJ	CO	Maintenance	100	0.00	0.00	-0.35	-0.36	-0.36	-0.36	-0.36	-0.36	-0.36	-0.36	-0.36
Bakersfield, CA	CO	Maintenance	100	0.00	0.09	-9.32	-9.52	-9.53	-9.53	-9.53	-9.54	-9.54	-9.55	-9.57
Baltimore, MD	CO	Maintenance	100	0.00	0.98	-71.14	-72.53	-72.53	-72.53	-72.53	-72.53	-72.52	-72.53	-72.52
Baltimore, MD	Ozone	Moderate	50	0.00	0.98	-71.14	-72.53	-72.53	-72.53	-72.53	-72.53	-72.52	-72.53	-72.52
Baltimore, MD	PM _{2.5}	Nonattainment	100	0.00	0.98	-71.14	-72.53	-72.53	-72.53	-72.53	-72.53	-72.52	-72.53	-72.52
Baton Rouge, LA	Ozone	Moderate	50	0.00	-0.49	-20.39	-21.24	-21.34	-21.38	-21.38	-21.53	-21.57	-21.76	-22.37
Beaumont-Port Arthur, TX	Ozone	Moderate	50	0.00	-2.35	-13.34	-15.11	-15.43	-15.58	-15.58	-16.05	-16.21	-16.83	-18.86
Benton County, TN	SO _x	Maintenance	100	0.00	0.00	-0.08	-0.09	-0.09	-0.09	-0.09	-0.09	-0.09	-0.09	-0.09
Benton Harbor, MI	Ozone	Maintenance	100	0.00	0.09	-6.37	-6.49	-6.49	-6.49	-6.49	-6.49	-6.49	-6.49	-6.49
Benzie County, MI	Ozone	Maintenance	100	0.00	0.01	-1.05	-1.07	-1.07	-1.07	-1.07	-1.07	-1.07	-1.07	-1.07
Berkeley and Jefferson Counties, WV	Ozone	Maintenance	100	0.00	0.08	-6.06	-6.18	-6.18	-6.18	-6.18	-6.18	-6.18	-6.18	-6.18
Billings, MT	CO	Maintenance	100	0.00	0.03	-2.00	-2.04	-2.04	-2.04	-2.04	-2.04	-2.04	-2.04	-2.04
Birmingham, AL	Ozone	Maintenance	100	0.00	0.58	-42.32	-43.15	-43.15	-43.15	-43.15	-43.15	-43.15	-43.15	-43.14
Birmingham, AL	PM _{2.5}	Nonattainment	100	0.00	0.58	-42.32	-43.15	-43.15	-43.15	-43.15	-43.15	-43.15	-43.15	-43.14
Boise-Northern Ada County, ID	CO	Maintenance	100	0.00	0.22	-15.89	-16.20	-16.20	-16.20	-16.20	-16.20	-16.20	-16.20	-16.20
Boise-Northern Ada County, ID	PM ₁₀	Maintenance	100	0.00	0.22	-15.89	-16.20	-16.20	-16.20	-16.20	-16.20	-16.20	-16.20	-16.20
Bonner County (Sandpoint), ID	PM ₁₀	Moderate	100	0.00	0.01	-0.45	-0.46	-0.46	-0.46	-0.46	-0.46	-0.46	-0.46	-0.46
Boston, MA	CO	Maintenance	100	0.00	0.21	-15.14	-15.43	-15.43	-15.43	-15.43	-15.43	-15.43	-15.43	-15.43
Boston-Lawrence-Worcester (eastern MA), MA	Ozone	Moderate	50	0.00	1.39	-100.98	-102.95	-102.95	-102.95	-102.95	-102.96	-102.94	-102.96	-102.94
Boston-Manchester-Portsmouth (southeast NH), NH	Ozone	Moderate	50	0.00	0.22	-16.19	-16.50	-16.50	-16.50	-16.50	-16.50	-16.50	-16.50	-16.50
Boyd County (part), KY	SO _x	Maintenance	100	0.00	0.00	-0.27	-0.28	-0.28	-0.28	-0.28	-0.28	-0.28	-0.28	-0.29
Buffalo-Niagara Falls, NY	Ozone	Former Subpart 1	50	0.00	0.21	-15.51	-15.81	-15.81	-15.81	-15.81	-15.82	-15.81	-15.82	-15.81
Burlington, NJ	CO	Maintenance	100	0.00	0.00	-0.13	-0.14	-0.14	-0.14	-0.14	-0.14	-0.14	-0.14	-0.14
Butte, MT	PM ₁₀	Moderate	100	0.00	0.01	-0.61	-0.62	-0.62	-0.62	-0.62	-0.62	-0.62	-0.62	-0.62
Canon City, CO	PM ₁₀	Maintenance	100	0.00	0.01	-0.50	-0.51	-0.51	-0.51	-0.51	-0.51	-0.51	-0.51	-0.51
Canton-Massillon, OH	Ozone	Maintenance	100	0.00	0.22	-15.87	-16.18	-16.18	-16.18	-16.18	-16.18	-16.18	-16.18	-16.18
Canton-Massillon, OH	PM _{2.5}	Nonattainment	100	0.00	0.22	-15.87	-16.18	-16.18	-16.18	-16.18	-16.18	-16.18	-16.18	-16.18
Case County, MI	Ozone	Maintenance	100	0.00	0.02	-1.67	-1.70	-1.70	-1.70	-1.70	-1.70	-1.70	-1.70	-1.70

Table D2-21 Emission Changes <u>a/</u> (for Cumulative Impacts) by Nonattainment Area with Alternative Standards for HD Vehicles Formaldehyde 2050														
Nonattainment Area	Pollutant	Status <u>c/</u>	General Conformity Threshold <u>d/</u>	Emissions Changes for Cumulative Impacts (tons/year)										
				Alt. 1	Alt. 2	Alt. 3	Alt. 4	Alt. 6A	Alt. 5	Alt. 6 <u>b/</u>	Alt. 7	Alt. 6B	Alt. 8	
				No Action	Engine Only	Class 8 Tractors	Engines & Classes 7-8 Tractors	15% below Preferred Alternative Stringency	Engines, Classes 7-8 Tractors, & Classes 2b-3	Engines, Tractors, & Classes 2b-8	Engines, Tractors, & Truck, & Trailers	20% above Preferred Alternative Stringency	Accelerated Hybrid Adoption	
Center Township (Morgan County), OH	SO _x	Maintenance	100	0.00	0.00	-0.03	-0.03	-0.03	-0.03	-0.03	-0.03	-0.03	-0.03	-0.03
Central Steptoe Valley (White Pine County), NV	SO _x	Maintenance	100	0.00	0.00	-0.05	-0.05	-0.05	-0.05	-0.05	-0.05	-0.05	-0.05	-0.05
Charleston, WV	Ozone	Maintenance	100	0.00	0.24	-17.16	-17.50	-17.50	-17.50	-17.50	-17.50	-17.50	-17.50	-17.50
Charleston, WV	PM _{2.5}	Nonattainment	100	0.00	0.24	-17.16	-17.50	-17.50	-17.50	-17.50	-17.50	-17.50	-17.50	-17.50
Charlotte, NC	CO	Maintenance	100	0.00	0.27	-19.95	-20.34	-20.34	-20.34	-20.34	-20.34	-20.34	-20.34	-20.34
Charlotte-Gastonia-Rock Hill, NC-SC	Ozone	Moderate	50	0.00	0.63	-45.43	-46.32	-46.32	-46.32	-46.32	-46.32	-46.31	-46.32	-46.31
Chattanooga, TN-GA-AL	PM _{2.5}	Nonattainment	100	0.00	0.21	-15.40	-15.70	-15.70	-15.70	-15.70	-15.70	-15.70	-15.70	-15.70
Chattanooga, TN-GA	Ozone	Former Subpart 1	50	0.00	0.20	-14.59	-14.88	-14.88	-14.88	-14.88	-14.88	-14.87	-14.88	-14.87
Chicago-Gary-Lake County, IL-IN	Ozone	Moderate	50	0.00	6.86	-500.22	-509.99	-509.99	-510.00	-510.00	-510.04	-509.96	-510.05	-509.98
Chicago-Gary-Lake County, IL-IN	PM _{2.5}	Nonattainment	100	0.00	6.86	-500.22	-509.99	-509.99	-510.00	-510.00	-510.04	-509.96	-510.05	-509.98
Chico, CA	CO	Maintenance	100	0.00	0.09	-6.20	-6.32	-6.32	-6.32	-6.32	-6.32	-6.32	-6.32	-6.32
Chico, CA	Ozone	Former Subpart 1	50	0.00	0.09	-6.20	-6.32	-6.32	-6.32	-6.32	-6.32	-6.32	-6.32	-6.32
Cincinnati-Hamilton, OH-KY-IN	Ozone	Former Subpart 1	50	0.00	1.63	-118.22	-120.53	-120.53	-120.53	-120.53	-120.54	-120.52	-120.54	-120.52
Cincinnati-Hamilton, OH-KY-IN	PM _{2.5}	Nonattainment	100	0.00	1.63	-118.22	-120.53	-120.53	-120.53	-120.53	-120.54	-120.52	-120.54	-120.52
Clairton & 4 Boroughs, PA	PM ₁₀	Maintenance	100	0.00	0.00	-0.19	-0.19	-0.19	-0.19	-0.19	-0.19	-0.19	-0.19	-0.19
Clark County, NV	PM ₁₀	Serious	70	0.00	0.07	-5.19	-5.29	-5.29	-5.29	-5.29	-5.29	-5.29	-5.29	-5.29
Clarksville-Hopkinsville, TN-KY	Ozone	Maintenance	100	0.00	0.13	-9.74	-9.93	-9.93	-9.93	-9.93	-9.93	-9.93	-9.93	-9.93
Clearfield and Indiana Counties, PA	Ozone	Maintenance	100	0.00	0.11	-8.12	-8.28	-8.28	-8.28	-8.28	-8.28	-8.28	-8.28	-8.28
Cleveland, OH	CO	Maintenance	100	0.00	0.31	-22.84	-23.28	-23.28	-23.28	-23.28	-23.28	-23.28	-23.28	-23.28
Cleveland-Akron-Lorain, OH	Ozone	Maintenance	100	0.00	2.12	-153.82	-156.82	-156.82	-156.82	-156.82	-156.83	-156.80	-156.83	-156.80
Cleveland-Akron-Lorain, OH	PM _{2.5}	Nonattainment	100	0.00	2.12	-153.82	-156.82	-156.82	-156.82	-156.82	-156.83	-156.80	-156.83	-156.80
Coachella Valley, CA	PM ₁₀	Serious	70	0.00	0.13	-9.77	-9.96	-9.96	-9.96	-9.96	-9.96	-9.96	-9.96	-9.96
Colbert County, AL	SO _x	Maintenance	100	0.00	0.02	-1.37	-1.40	-1.40	-1.40	-1.40	-1.40	-1.40	-1.40	-1.40
Colorado Springs, CO	CO	Maintenance	100	0.00	0.15	-10.63	-10.84	-10.84	-10.84	-10.84	-10.84	-10.84	-10.84	-10.84
Columbia Falls, MT	PM ₁₀	Moderate	100	0.00	0.00	-0.17	-0.17	-0.17	-0.17	-0.17	-0.17	-0.17	-0.17	-0.17
Columbia, SC	Ozone	Former Subpart 1	50	0.00	0.29	-20.94	-21.34	-21.34	-21.34	-21.34	-21.35	-21.34	-21.35	-21.34
Columbus, OH	Ozone	Maintenance	100	0.00	1.57	-113.92	-116.14	-116.14	-116.14	-116.14	-116.15	-116.14	-116.15	-116.13
Columbus, OH	PM _{2.5}	Nonattainment	100	0.00	1.57	-113.92	-116.14	-116.14	-116.14	-116.14	-116.15	-116.14	-116.15	-116.13
Conewango Township (Warren County), PA	SO _x	Maintenance	100	0.00	0.00	-0.07	-0.07	-0.07	-0.07	-0.07	-0.07	-0.07	-0.07	-0.07
Coso Junction, CA	PM ₁₀	Moderate	100	0.00	0.00	-0.01	-0.01	-0.01	-0.01	-0.01	-0.01	-0.01	-0.01	-0.01
Cuyahoga County, OH	PM ₁₀	Maintenance	100	0.00	0.58	-42.12	-42.94	-42.94	-42.94	-42.94	-42.94	-42.94	-42.94	-42.93
Cuyahoga County, OH	SO _x	Maintenance	100	0.00	0.58	-42.12	-42.94	-42.94	-42.94	-42.94	-42.94	-42.94	-42.94	-42.93
Dallas-Fort Worth, TX	Ozone	Moderate	50	0.00	1.54	-112.04	-114.23	-114.23	-114.23	-114.23	-114.24	-114.22	-114.24	-114.22
Dayton-Springfield, OH	Ozone	Maintenance	100	0.00	0.64	-46.32	-47.23	-47.23	-47.23	-47.23	-47.23	-47.22	-47.23	-47.22
Dayton-Springfield, OH	PM _{2.5}	Nonattainment	100	0.00	0.64	-46.32	-47.23	-47.23	-47.23	-47.23	-47.23	-47.22	-47.23	-47.22
Denver Metro, CO	PM ₁₀	Maintenance	100	0.00	0.69	-50.47	-51.46	-51.46	-51.46	-51.46	-51.46	-51.46	-51.46	-51.45
Denver-Boulder, CO	CO	Maintenance	100	0.00	0.66	-47.99	-48.93	-48.93	-48.93	-48.93	-48.93	-48.92	-48.93	-48.92
Denver-Boulder-Greeley-Fort Collins-Loveland, CO	Ozone	Former Subpart 1	50	0.00	0.88	-63.77	-65.01	-65.01	-65.01	-65.01	-65.02	-65.00	-65.01	-65.00
Detroit, MI	CO	Maintenance	100	0.00	0.74	-54.00	-55.05	-55.05	-55.05	-55.05	-55.05	-55.05	-55.05	-55.04
Detroit-Ann Arbor, MI	Ozone	Maintenance	100	0.00	5.06	-367.58	-374.75	-374.75	-374.75	-374.75	-374.78	-374.72	-374.78	-374.72
Detroit-Ann Arbor, MI	PM _{2.5}	Nonattainment	100	0.00	5.06	-367.58	-374.75	-374.75	-374.75	-374.75	-374.78	-374.72	-374.78	-374.72
Door County, WI	Ozone	Former Subpart 1	50	0.00	0.02	-1.36	-1.39	-1.39	-1.39	-1.39	-1.39	-1.39	-1.39	-1.39
Douglas (Cochise County), AZ	PM ₁₀	Moderate	100	0.00	0.02	-1.66	-1.69	-1.69	-1.69	-1.69	-1.69	-1.69	-1.69	-1.69

Table D2-21 Emission Changes <u>a/</u> (for Cumulative Impacts) by Nonattainment Area with Alternative Standards for HD Vehicles Formaldehyde 2050														
Nonattainment Area	Pollutant	Status <u>c/</u>	General Conformity Threshold <u>d/</u>	Emissions Changes for Cumulative Impacts (tons/year)										
				Alt. 1	Alt. 2	Alt. 3	Alt. 4	Alt. 6A	Alt. 5	Alt. 6 <u>b/</u>	Alt. 7	Alt. 6B	Alt. 8	
				No Action	Engine Only	Class 8 Tractors	Engines & Classes 7-8 Tractors	15% below Preferred Alternative Stringency	Engines, Classes 7-8 Tractors, & Classes 2b-3	Engines, Tractors, & Classes 2b-8	Engines, Tractors, & Truck, & Trailers	20% above Preferred Alternative Stringency	Accelerated Hybrid Adoption	
Douglas (Cochise County), AZ	SO _x	Maintenance	100	0.00	0.02	-1.66	-1.69	-1.69	-1.69	-1.69	-1.69	-1.69	-1.69	-1.69
Duluth, MN	CO	Maintenance	100	0.00	0.03	-1.93	-1.97	-1.97	-1.97	-1.97	-1.97	-1.97	-1.97	-1.97
Eagle River, AK	PM ₁₀	Moderate	100	0.00	0.00	-0.11	-0.11	-0.11	-0.11	-0.11	-0.11	-0.11	-0.11	-0.11
East Chicago, IN	CO	Maintenance	100	0.00	0.08	-5.63	-5.74	-5.74	-5.74	-5.74	-5.74	-5.74	-5.74	-5.74
East Chicago, IN	PM ₁₀	Maintenance	100	0.00	0.08	-5.63	-5.74	-5.74	-5.74	-5.74	-5.74	-5.74	-5.74	-5.74
East Helena Area (Lewis and Clark County), MT	SO _x	Nonattainment	100	0.00	0.00	-0.03	-0.03	-0.03	-0.03	-0.03	-0.03	-0.03	-0.03	-0.03
El Paso County, TX	PM ₁₀	Moderate	100	0.00	0.08	-5.89	-6.00	-6.00	-6.00	-6.00	-6.00	-6.00	-6.00	-6.00
El Paso, TX	CO	Maintenance	100	0.00	0.00	-0.36	-0.36	-0.36	-0.36	-0.36	-0.36	-0.36	-0.36	-0.36
Erie, PA	Ozone	Maintenance	100	0.00	0.10	-7.02	-7.16	-7.16	-7.16	-7.16	-7.16	-7.16	-7.16	-7.16
Essex County (Whiteface Mountain), NY	Ozone	Former Subpart 1	50	0.00	0.00	-0.04	-0.04	-0.04	-0.04	-0.04	-0.04	-0.04	-0.04	-0.04
Eugene-Springfield, OR	CO	Maintenance	100	0.00	0.13	-9.73	-9.92	-9.92	-9.92	-9.92	-9.92	-9.92	-9.92	-9.92
Eugene-Springfield, OR	PM ₁₀	Moderate	100	0.00	0.13	-9.73	-9.92	-9.92	-9.92	-9.92	-9.92	-9.92	-9.92	-9.92
Evansville, IN	Ozone	Maintenance	100	0.00	0.29	-20.91	-21.31	-21.31	-21.31	-21.31	-21.31	-21.31	-21.31	-21.31
Evansville, IN	PM _{2.5}	Nonattainment	100	0.00	0.29	-20.91	-21.31	-21.31	-21.31	-21.31	-21.31	-21.31	-21.31	-21.31
Fairbanks, AK	CO	Maintenance	100	0.00	0.01	-0.38	-0.39	-0.39	-0.39	-0.39	-0.39	-0.39	-0.39	-0.39
Fayetteville, NC	Ozone	Former Subpart 1	50	0.00	0.09	-6.80	-6.93	-6.93	-6.93	-6.93	-6.93	-6.93	-6.93	-6.93
Flathead County; Whitefish and vicinity, MT	PM ₁₀	Moderate	100	0.00	0.00	-0.21	-0.22	-0.22	-0.22	-0.22	-0.22	-0.22	-0.22	-0.22
Flint, MI	Ozone	Maintenance	100	0.00	0.27	-19.83	-20.22	-20.22	-20.22	-20.22	-20.22	-20.21	-20.22	-20.21
Follansbee, WV	PM ₁₀	Maintenance	100	0.00	0.00	-0.01	-0.01	-0.01	-0.01	-0.01	-0.01	-0.01	-0.01	-0.01
Fort Collins, CO	CO	Maintenance	100	0.00	0.05	-3.64	-3.71	-3.71	-3.71	-3.71	-3.71	-3.71	-3.71	-3.71
Fort Hall Reservation, ID	PM ₁₀	Moderate	100	0.00	0.00	-0.01	-0.01	-0.01	-0.01	-0.01	-0.01	-0.01	-0.01	-0.01
Fort Wayne, IN	Ozone	Maintenance	100	0.00	0.17	-12.37	-12.61	-12.61	-12.61	-12.61	-12.61	-12.61	-12.61	-12.61
Franklin County, PA	Ozone	Maintenance	100	0.00	0.08	-5.80	-5.91	-5.91	-5.91	-5.91	-5.91	-5.91	-5.91	-5.91
Franklin Township (Coshocton County), OH	SO _x	Maintenance	100	0.00	0.00	-0.02	-0.03	-0.03	-0.03	-0.03	-0.03	-0.03	-0.03	-0.03
Frederick County, VA	Ozone	Former Subpart 1	50	0.00	0.05	-3.48	-3.54	-3.54	-3.54	-3.54	-3.54	-3.54	-3.54	-3.54
Fredericksburg, VA	Ozone	Maintenance	100	0.00	0.10	-7.21	-7.35	-7.35	-7.35	-7.35	-7.35	-7.35	-7.35	-7.35
Freehold, NJ	CO	Maintenance	100	0.00	0.00	-0.18	-0.18	-0.18	-0.18	-0.18	-0.18	-0.18	-0.18	-0.18
Fresno, CA	CO	Maintenance	100	0.00	0.16	-11.51	-11.73	-11.73	-11.73	-11.73	-11.73	-11.73	-11.73	-11.73
Grand Rapids, MI	Ozone	Maintenance	100	0.00	0.47	-33.81	-34.47	-34.47	-34.47	-34.47	-34.47	-34.46	-34.47	-34.46
Granite City, Nameoki Townships, IL	PM ₁₀	Maintenance	100	0.00	0.02	-1.21	-1.23	-1.23	-1.23	-1.23	-1.23	-1.23	-1.23	-1.23
Grant County, NM	SO _x	Maintenance	100	0.00	0.00	-0.06	-0.06	-0.06	-0.06	-0.06	-0.06	-0.06	-0.06	-0.06
Grants Pass, OR	CO	Maintenance	100	0.00	0.01	-0.83	-0.84	-0.84	-0.84	-0.84	-0.84	-0.84	-0.84	-0.84
Grants Pass, OR	PM ₁₀	Maintenance	100	0.00	0.01	-0.83	-0.84	-0.84	-0.84	-0.84	-0.84	-0.84	-0.84	-0.84
Great Falls, MT	CO	Maintenance	100	0.00	0.01	-0.46	-0.47	-0.47	-0.47	-0.47	-0.47	-0.47	-0.47	-0.47
Greater Connecticut, CT	Ozone	Moderate	50	0.00	0.27	-19.59	-19.97	-19.97	-19.97	-19.97	-19.97	-19.97	-19.97	-19.97
Greeley, CO	CO	Maintenance	100	0.00	0.04	-2.88	-2.93	-2.93	-2.93	-2.93	-2.93	-2.93	-2.93	-2.93
Green Bay, WI	SO _x	Maintenance	100	0.00	0.05	-3.39	-3.46	-3.46	-3.46	-3.46	-3.46	-3.46	-3.46	-3.46
Greene County, IN	Ozone	Maintenance	100	0.00	0.02	-1.65	-1.68	-1.68	-1.68	-1.68	-1.68	-1.68	-1.68	-1.68
Greene County, PA	Ozone	Maintenance	100	0.00	0.01	-1.00	-1.02	-1.02	-1.02	-1.02	-1.02	-1.02	-1.02	-1.02
Greensboro-Winston Salem-High Point, NC	Ozone	Marginal	50	0.00	0.80	-58.07	-59.21	-59.21	-59.21	-59.21	-59.21	-59.20	-59.21	-59.20
Greensboro-Winston salem-High Point, NC	PM _{2.5}	Nonattainment	100	0.00	0.80	-58.07	-59.21	-59.21	-59.21	-59.21	-59.21	-59.20	-59.21	-59.20
Greenville-Spartanburg-Anderson, SC	Ozone	Former Subpart 1	50	0.00	0.38	-27.32	-27.85	-27.85	-27.85	-27.85	-27.85	-27.85	-27.85	-27.85
Groveland Township (Tazewell County), IL	SO _x	Maintenance	100	0.00	0.01	-0.75	-0.76	-0.76	-0.76	-0.76	-0.76	-0.76	-0.76	-0.76

Table D2-21 Emission Changes <u>a/</u> (for Cumulative Impacts) by Nonattainment Area with Alternative Standards for HD Vehicles Formaldehyde 2050														
Nonattainment Area	Pollutant	Status <u>c/</u>	General Conformity Threshold <u>d/</u>	Emissions Changes for Cumulative Impacts (tons/year)										
				Alt. 1	Alt. 2	Alt. 3	Alt. 4	Alt. 6A	Alt. 5	Alt. 6 <u>b/</u>	Alt. 7	Alt. 6B	Alt. 8	
				No Action	Engine Only	Class 8 Tractors	Engines & Classes 7-8 Tractors	15% below Preferred Alternative Stringency	Engines, Classes 7-8 Tractors, & Classes 2b-3	Engines, Tractors, & Classes 2b-8	Engines, Tractors, & Trucks, & Trailers	20% above Preferred Alternative Stringency	Accelerated Hybrid Adoption	
Hancock-Knox-Lincoln-Waldo Counties, ME	Ozone	Maintenance	100	0.00	0.04	-3.21	-3.27	-3.27	-3.27	-3.27	-3.27	-3.27	-3.27	-3.27
Harrisburg-Lebanon-Carlisle, PA	Ozone	Maintenance	100	0.00	0.86	-62.40	-63.62	-63.62	-63.62	-63.62	-63.62	-63.62	-63.62	-63.62
Harrisburg-Lebanon-Carlisle, PA	PM _{2.5}	Nonattainment	100	0.00	0.86	-62.40	-63.62	-63.62	-63.62	-63.62	-63.62	-63.62	-63.62	-63.62
Hartford-New Britain-Middletown, CT	CO	Maintenance	100	0.00	0.18	-13.37	-13.64	-13.64	-13.64	-13.64	-13.64	-13.64	-13.64	-13.64
Hayden (Pinal County), AZ	SO _x	Nonattainment	100	0.00	0.00	-0.24	-0.25	-0.25	-0.25	-0.25	-0.25	-0.25	-0.25	-0.25
Hayden/Miami, AZ	PM ₁₀	Moderate	100	0.00	0.01	-0.86	-0.88	-0.88	-0.88	-0.88	-0.88	-0.88	-0.88	-0.88
Haywood and Swain Counties (Great Smoky Mountain NP), NC	Ozone	Maintenance	100	0.00	0.00	-0.17	-0.17	-0.17	-0.17	-0.17	-0.17	-0.17	-0.17	-0.17
Hazelwood, PA	SO _x	Maintenance	100	0.00	0.01	-0.68	-0.69	-0.69	-0.69	-0.69	-0.69	-0.69	-0.69	-0.69
Hickory, NC	PM _{2.5}	Nonattainment	100	0.00	0.05	-3.76	-3.83	-3.83	-3.83	-3.83	-3.83	-3.83	-3.83	-3.83
Hickory-Morgantown-Lenoir, NC	Ozone	Former Subpart 1	50	0.00	0.09	-6.86	-6.99	-6.99	-6.99	-6.99	-6.99	-6.99	-6.99	-6.99
Hollis Township, IL	SO _x	Maintenance	100	0.00	0.00	-0.07	-0.07	-0.07	-0.07	-0.07	-0.07	-0.07	-0.07	-0.07
Houston-Galveston-Brazoria, TX	Ozone	Severe	25	0.00	-3.11	-109.97	-114.87	-115.44	-115.73	-116.59	-116.86	-118.01	-121.69	-121.69
Humphreys County, TN	SO _x	Maintenance	100	0.00	0.00	-0.27	-0.27	-0.27	-0.27	-0.27	-0.27	-0.27	-0.27	-0.27
Huntington-Ashland, WV-KY-OH	PM _{2.5}	Nonattainment	100	0.00	0.12	-8.70	-8.87	-8.87	-8.87	-8.87	-8.87	-8.87	-8.87	-8.87
Huntington-Ashland, WV-KY	Ozone	Maintenance	100	0.00	0.06	-4.26	-4.34	-4.34	-4.34	-4.34	-4.34	-4.34	-4.34	-4.35
Huron County, MI	Ozone	Maintenance	100	0.00	0.01	-1.06	-1.08	-1.08	-1.08	-1.08	-1.08	-1.08	-1.08	-1.08
Imperial County, CA	Ozone	Moderate	50	0.00	0.08	-5.47	-5.58	-5.58	-5.58	-5.58	-5.58	-5.58	-5.58	-5.58
Imperial Valley, CA	PM ₁₀	Serious	70	0.00	0.07	-5.36	-5.46	-5.46	-5.46	-5.46	-5.46	-5.46	-5.46	-5.46
Indian Wells, CA	PM ₁₀	Maintenance	100	0.00	0.01	-0.60	-0.61	-0.61	-0.61	-0.61	-0.61	-0.61	-0.61	-0.61
Indianapolis, IN	CO	Maintenance	100	0.00	1.68	-121.77	-124.15	-124.15	-124.15	-124.15	-124.16	-124.14	-124.16	-124.14
Indianapolis, IN	Ozone	Maintenance	100	0.00	1.68	-121.77	-124.15	-124.15	-124.15	-124.15	-124.16	-124.14	-124.16	-124.14
Indianapolis, IN	PM _{2.5}	Nonattainment	100	0.00	1.68	-121.77	-124.15	-124.15	-124.15	-124.15	-124.16	-124.14	-124.16	-124.14
Jackson County, IN	Ozone	Maintenance	100	0.00	0.05	-3.43	-3.49	-3.49	-3.49	-3.49	-3.49	-3.49	-3.49	-3.49
Jamestown, NY	Ozone	Former Subpart 1	50	0.00	0.06	-4.20	-4.28	-4.28	-4.28	-4.28	-4.28	-4.28	-4.28	-4.28
Jefferson County, NY	Ozone	Moderate	50	0.00	0.04	-2.75	-2.80	-2.80	-2.80	-2.80	-2.80	-2.80	-2.80	-2.80
Jefferson County, OH	PM ₁₀	Maintenance	100	0.00	0.00	-0.19	-0.20	-0.20	-0.20	-0.20	-0.20	-0.20	-0.20	-0.20
Johnson City-Kingsport-Bristol, TN	Ozone	Former Subpart 1	50	0.00	0.08	-6.12	-6.24	-6.24	-6.24	-6.24	-6.24	-6.24	-6.24	-6.24
Johnstown, PA	Ozone	Maintenance	100	0.00	0.05	-3.62	-3.69	-3.69	-3.69	-3.69	-3.69	-3.69	-3.69	-3.69
Johnstown, PA	PM _{2.5}	Nonattainment	100	0.00	0.05	-3.62	-3.69	-3.69	-3.69	-3.69	-3.69	-3.69	-3.69	-3.69
Juneau, AK	PM ₁₀	Moderate	100	0.00	0.00	-0.18	-0.18	-0.18	-0.18	-0.18	-0.18	-0.18	-0.18	-0.18
Kalamazoo-Battle Creek, MI	Ozone	Maintenance	100	0.00	0.27	-19.40	-19.78	-19.78	-19.78	-19.78	-19.78	-19.78	-19.78	-19.78
Kalispell, MT	PM ₁₀	Moderate	100	0.00	0.01	-0.87	-0.89	-0.89	-0.89	-0.89	-0.89	-0.89	-0.89	-0.89
Kent and Queen Annes Counties, MD	Ozone	Maintenance	100	0.00	0.03	-1.96	-2.00	-2.00	-2.00	-2.00	-2.00	-2.00	-2.00	-2.00
Kent, WA	PM ₁₀	Maintenance	100	0.00	-0.01	-0.67	-0.69	-0.70	-0.70	-0.70	-0.70	-0.71	-0.72	-0.72
Kern County (Eastern Kern), CA	Ozone	Former Subpart 1	50	0.00	0.02	-1.55	-1.58	-1.58	-1.58	-1.58	-1.58	-1.58	-1.58	-1.58
Kewaunee County, WI	Ozone	Maintenance	100	0.00	0.01	-0.86	-0.88	-0.88	-0.88	-0.88	-0.88	-0.88	-0.88	-0.88
King County, WA	PM ₁₀	Maintenance	100	0.00	-0.02	-0.27	-0.29	-0.29	-0.30	-0.30	-0.30	-0.31	-0.32	-0.32
Klamath Falls, OR	CO	Maintenance	100	0.00	0.03	-2.01	-2.05	-2.05	-2.05	-2.05	-2.05	-2.05	-2.05	-2.05
Klamath Falls, OR	PM ₁₀	Maintenance	100	0.00	0.03	-2.01	-2.05	-2.05	-2.05	-2.05	-2.05	-2.05	-2.05	-2.05
Knoxville, TN	Ozone	Former Subpart 1	50	0.00	1.09	-79.57	-81.12	-81.12	-81.12	-81.12	-81.13	-81.11	-81.13	-81.11
Knoxville, TN	PM _{2.5}	Nonattainment	100	0.00	1.09	-79.57	-81.12	-81.12	-81.12	-81.12	-81.13	-81.11	-81.13	-81.11
La Porte County, IN	SO _x	Maintenance	100	0.00	0.02	-1.67	-1.70	-1.70	-1.70	-1.70	-1.70	-1.70	-1.70	-1.70
LaGrande, OR	PM ₁₀	Maintenance	100	0.00	0.00	-0.31	-0.31	-0.31	-0.31	-0.31	-0.31	-0.31	-0.31	-0.31

Table D2-21 Emission Changes <u>a/</u> (for Cumulative Impacts) by Nonattainment Area with Alternative Standards for HD Vehicles Formaldehyde 2050													
Nonattainment Area	Pollutant	Status <u>c/</u>	General Conformity Threshold <u>d/</u>	Emissions Changes for Cumulative Impacts (tons/year)									
				Alt. 1	Alt. 2	Alt. 3	Alt. 4	Alt. 6A	Alt. 5	Alt. 6 <u>b/</u>	Alt. 7	Alt. 6B	Alt. 8
				No Action	Engine Only	Class 8 Tractors	Engines & Classes 7-8 Tractors	15% below Preferred Alternative Stringency	Engines, Classes 7-8 Tractors, & Classes 2b-3	Engines, Tractors, & Classes 2b-8	Engines, Tractors, & Trucks, & Trailers	20% above Preferred Alternative Stringency	Accelerated Hybrid Adoption
Lake County, IN	SO _x	Maintenance	100	0.00	0.11	-8.12	-8.28	-8.28	-8.28	-8.28	-8.27	-8.28	-8.27
Lake County, OH	SO _x	Maintenance	100	0.00	0.01	-1.09	-1.11	-1.11	-1.11	-1.11	-1.11	-1.11	-1.11
Lake County, OR	PM ₁₀	Maintenance	100	0.00	0.00	-0.12	-0.13	-0.13	-0.13	-0.13	-0.13	-0.13	-0.13
Lake Tahoe North Shore, CA	CO	Maintenance	100	0.00	0.01	-0.42	-0.43	-0.43	-0.43	-0.43	-0.43	-0.43	-0.43
Lake Tahoe South Shore, CA	CO	Maintenance	100	0.00	0.01	-1.08	-1.10	-1.10	-1.10	-1.10	-1.10	-1.10	-1.10
Lake Tahoe, NV	CO	Maintenance	100	0.00	0.00	-0.22	-0.23	-0.23	-0.23	-0.23	-0.23	-0.23	-0.23
Lamar, CO	PM ₁₀	Maintenance	100	0.00	0.00	-0.19	-0.20	-0.20	-0.20	-0.20	-0.20	-0.20	-0.20
Lame Deer, MT	PM ₁₀	Moderate	100	0.00	0.00	-0.05	-0.05	-0.05	-0.05	-0.05	-0.05	-0.05	-0.05
Lancaster, PA	Ozone	Maintenance	100	0.00	0.34	-24.42	-24.89	-24.89	-24.89	-24.89	-24.89	-24.89	-24.89
Lancaster, PA	PM _{2.5}	Nonattainment	100	0.00	0.34	-24.42	-24.89	-24.89	-24.89	-24.89	-24.89	-24.89	-24.89
Lane County, OR	PM ₁₀	Moderate	100	0.00	0.00	-0.02	-0.02	-0.02	-0.02	-0.02	-0.02	-0.02	-0.02
Lansing-East Lansing, MI	Ozone	Maintenance	100	0.00	0.26	-18.77	-19.13	-19.13	-19.13	-19.14	-19.13	-19.14	-19.13
LaPorte, IN	Ozone	Maintenance	100	0.00	0.06	-4.65	-4.74	-4.74	-4.74	-4.74	-4.74	-4.74	-4.74
Las Vegas, NV	CO	Serious	100	0.00	0.14	-10.43	-10.64	-10.64	-10.64	-10.64	-10.64	-10.64	-10.64
Las Vegas, NV	Ozone	Former Subpart 1	50	0.00	0.14	-10.43	-10.64	-10.64	-10.64	-10.64	-10.64	-10.64	-10.64
Lauderdale County, AL	SO _x	Maintenance	100	0.00	0.03	-2.10	-2.14	-2.14	-2.14	-2.14	-2.14	-2.14	-2.14
Laurel Area (Yellowstone County), MT	SO _x	Nonattainment	100	0.00	0.00	-0.05	-0.05	-0.05	-0.05	-0.05	-0.05	-0.05	-0.05
Libby, MT	PM ₁₀	Moderate	100	0.00	0.00	-0.27	-0.27	-0.27	-0.27	-0.27	-0.27	-0.27	-0.27
Libby, MT	PM _{2.5}	Nonattainment	100	0.00	0.00	-0.27	-0.27	-0.27	-0.27	-0.27	-0.27	-0.27	-0.27
Liberty-Clairton, PA	PM _{2.5}	Nonattainment	100	0.00	0.00	-0.19	-0.19	-0.19	-0.19	-0.19	-0.19	-0.19	-0.19
Lima, OH	Ozone	Maintenance	100	0.00	0.05	-3.81	-3.88	-3.88	-3.88	-3.89	-3.88	-3.89	-3.88
Longmont, CO	CO	Maintenance	100	0.00	0.03	-1.84	-1.88	-1.88	-1.88	-1.88	-1.88	-1.88	-1.88
Lorain County, OH	SO _x	Maintenance	100	0.00	0.02	-1.34	-1.36	-1.36	-1.36	-1.36	-1.36	-1.36	-1.36
Los Angeles South Coast Air Basin, CA	CO	Maintenance	100	0.00	13.21	-962.67	-981.48	-981.48	-981.49	-981.57	-981.42	-981.58	-981.45
Los Angeles South Coast Air Basin, CA	NO _x	Maintenance	100	0.00	13.21	-962.67	-981.48	-981.48	-981.49	-981.57	-981.42	-981.58	-981.45
Los Angeles South Coast Air Basin, CA	Ozone	Extreme	10	0.00	13.21	-962.67	-981.48	-981.48	-981.49	-981.57	-981.42	-981.58	-981.45
Los Angeles South Coast Air Basin, CA	PM ₁₀	Serious	70	0.00	13.21	-962.67	-981.48	-981.48	-981.49	-981.57	-981.42	-981.58	-981.45
Los Angeles South Coast Air Basin, CA	PM _{2.5}	Nonattainment	100	0.00	13.21	-962.67	-981.48	-981.48	-981.49	-981.57	-981.42	-981.58	-981.45
Los Angeles-San Bernardino Counties (western Mohave), CA	Ozone	Moderate	50	0.00	0.13	-9.35	-9.53	-9.53	-9.53	-9.53	-9.53	-9.53	-9.53
Louisville, KY-IN	Ozone	Maintenance	100	0.00	1.05	-76.49	-77.98	-77.98	-77.98	-77.98	-77.97	-77.98	-77.97
Louisville, KY-IN	PM _{2.5}	Nonattainment	100	0.00	1.05	-76.49	-77.98	-77.98	-77.98	-77.98	-77.97	-77.98	-77.97
Lowell, MA	CO	Maintenance	100	0.00	0.03	-2.31	-2.36	-2.36	-2.36	-2.36	-2.36	-2.36	-2.36
Lucas County, OH	SO _x	Maintenance	100	0.00	0.11	-7.69	-7.84	-7.84	-7.84	-7.84	-7.84	-7.84	-7.84
Lyons Township, IL	PM ₁₀	Maintenance	100	0.00	0.03	-1.93	-1.97	-1.97	-1.97	-1.97	-1.97	-1.97	-1.97
Macon, GA	Ozone	Maintenance	100	0.00	0.09	-6.41	-6.53	-6.53	-6.53	-6.53	-6.53	-6.53	-6.53
Macon, GA	PM _{2.5}	Nonattainment	100	0.00	0.09	-6.41	-6.53	-6.53	-6.53	-6.53	-6.53	-6.53	-6.53
Madison and Page Counties (Shenandoah NP), VA	Ozone	Maintenance	100	0.00	0.00	-0.06	-0.06	-0.06	-0.06	-0.06	-0.06	-0.06	-0.06
Madison, WI	SO _x	Maintenance	100	0.00	0.12	-8.57	-8.74	-8.74	-8.74	-8.74	-8.73	-8.74	-8.73
Mammoth Lake, CA	PM ₁₀	Moderate	100	0.00	0.00	-0.30	-0.30	-0.30	-0.30	-0.30	-0.30	-0.30	-0.30
Manchester, NH	CO	Maintenance	100	0.00	0.02	-1.45	-1.48	-1.48	-1.48	-1.48	-1.48	-1.48	-1.48
Manitowoc County, WI	Ozone	Former Subpart 1	50	0.00	0.06	-4.42	-4.51	-4.51	-4.51	-4.51	-4.51	-4.51	-4.51
Marion County, IN	SO _x	Maintenance	100	0.00	0.11	-7.80	-7.95	-7.95	-7.95	-7.95	-7.95	-7.95	-7.95
Mariposa and Tuolumne Counties (Southern Mountain), CA	Ozone	Former Subpart 1	50	0.00	0.02	-1.69	-1.72	-1.72	-1.72	-1.72	-1.72	-1.72	-1.72

Table D2-21 Emission Changes <u>a/</u> (for Cumulative Impacts) by Nonattainment Area with Alternative Standards for HD Vehicles Formaldehyde 2050														
Nonattainment Area	Pollutant	Status <u>c/</u>	General Conformity Threshold <u>d/</u>	Emissions Changes for Cumulative Impacts (tons/year)										
				Alt. 1	Alt. 2	Alt. 3	Alt. 4	Alt. 6A	Alt. 5	Alt. 6 <u>b/</u>	Alt. 7	Alt. 6B	Alt. 8	
				No Action	Engine Only	Class 8 Tractors	Engines & Classes 7-8 Tractors	15% below Preferred Alternative Stringency	Engines, Classes 7-8 Tractors, & Classes 2b-3	Engines, Tractors, & Classes 2b-8	Engines, Tractors, & Truck, & Trailers	20% above Preferred Alternative Stringency	Accelerated Hybrid Adoption	
Martinsburg, WV-Hagerstown, MD	PM _{2.5}	Nonattainment	100	0.00	0.12	-8.46	-8.63	-8.63	-8.63	-8.63	-8.63	-8.63	-8.63	-8.63
Mason County, MI	Ozone	Maintenance	100	0.00	0.01	-1.06	-1.08	-1.08	-1.08	-1.08	-1.08	-1.08	-1.08	-1.08
Medford, OR	CO	Maintenance	100	0.00	0.03	-1.94	-1.98	-1.98	-1.98	-1.98	-1.98	-1.98	-1.98	-1.98
Medford-Ashland, OR	PM ₁₀	Maintenance	100	0.00	0.06	-4.67	-4.76	-4.76	-4.76	-4.76	-4.77	-4.76	-4.77	-4.76
Memphis, TN-AR	Ozone	Maintenance	100	0.00	0.37	-27.49	-28.03	-28.03	-28.03	-28.03	-28.04	-28.03	-28.04	-28.04
Memphis, TN	CO	Maintenance	100	0.00	0.34	-25.17	-25.66	-25.66	-25.66	-25.66	-25.67	-25.66	-25.67	-25.67
Miami (Gila County), AZ	SO _x	Maintenance	100	0.00	0.01	-0.60	-0.61	-0.61	-0.61	-0.61	-0.61	-0.61	-0.61	-0.61
Millinocket AQCR 109, ME	SO _x	Maintenance	100	0.00	0.00	-0.14	-0.15	-0.15	-0.15	-0.15	-0.15	-0.15	-0.15	-0.15
Milwaukee, WI	SO _x	Maintenance	100	0.00	0.16	-11.83	-12.06	-12.06	-12.06	-12.06	-12.06	-12.06	-12.06	-12.06
Milwaukee-Racine, WI	Ozone	Moderate	50	0.00	0.70	-50.52	-51.51	-51.51	-51.51	-51.51	-51.51	-51.50	-51.51	-51.50
Minneapolis-St Paul, MN	CO	Maintenance	100	0.00	2.00	-154.60	-157.69	-157.70	-157.71	-157.75	-157.73	-157.73	-157.79	-157.86
Minneapolis-St Paul, MN	SO _x	Maintenance	100	0.00	2.13	-154.47	-157.48	-157.48	-157.48	-157.49	-157.47	-157.49	-157.49	-157.46
Missoula, MT	CO	Maintenance	100	0.00	0.05	-3.43	-3.50	-3.50	-3.50	-3.50	-3.50	-3.50	-3.50	-3.50
Missoula, MT	PM ₁₀	Moderate	100	0.00	0.05	-3.43	-3.50	-3.50	-3.50	-3.50	-3.50	-3.50	-3.50	-3.50
Modesto, CA	CO	Maintenance	100	0.00	0.09	-6.76	-6.90	-6.90	-6.90	-6.90	-6.90	-6.89	-6.90	-6.89
Mohave County, AZ	PM ₁₀	Maintenance	100	0.00	0.04	-3.26	-3.33	-3.33	-3.33	-3.33	-3.33	-3.33	-3.33	-3.33
Mono Basin, CA	PM ₁₀	Moderate	100	0.00	0.00	-0.04	-0.04	-0.04	-0.04	-0.04	-0.04	-0.04	-0.04	-0.04
Morenci (Greenlee County), AZ	SO _x	Maintenance	100	0.00	0.00	-0.06	-0.06	-0.06	-0.06	-0.06	-0.06	-0.06	-0.06	-0.06
Morristown, NJ	CO	Maintenance	100	0.00	0.01	-0.40	-0.41	-0.41	-0.41	-0.41	-0.41	-0.41	-0.41	-0.41
Muhlenberg County, KY	SO _x	Maintenance	100	0.00	0.01	-0.78	-0.79	-0.79	-0.79	-0.79	-0.79	-0.79	-0.79	-0.79
Muncie, IN	Ozone	Maintenance	100	0.00	0.05	-3.68	-3.75	-3.75	-3.75	-3.75	-3.75	-3.75	-3.75	-3.75
Murray County (Chattahoochee NF), GA	Ozone	Maintenance	100	0.00	0.00	-0.15	-0.15	-0.15	-0.15	-0.15	-0.15	-0.15	-0.15	-0.15
Muscatine County, IA	SO _x	Maintenance	100	0.00	0.01	-0.67	-0.69	-0.69	-0.69	-0.69	-0.69	-0.69	-0.69	-0.69
Muskegon, MI	Ozone	Maintenance	100	0.00	0.07	-5.15	-5.25	-5.25	-5.25	-5.25	-5.25	-5.25	-5.25	-5.25
Nashua, NH	CO	Maintenance	100	0.00	0.02	-1.17	-1.20	-1.20	-1.20	-1.20	-1.20	-1.20	-1.20	-1.20
Nashville, TN	Ozone	Former Subpart 1	50	0.00	0.89	-65.65	-66.95	-66.95	-66.95	-66.95	-66.96	-66.95	-66.96	-66.96
Nevada County (western part), CA	Ozone	Former Subpart 1	50	0.00	0.03	-2.02	-2.06	-2.06	-2.06	-2.06	-2.06	-2.06	-2.06	-2.06
New Haven County, CT	PM ₁₀	Maintenance	100	0.00	0.03	-2.21	-2.25	-2.25	-2.25	-2.25	-2.25	-2.25	-2.25	-2.25
New Haven-Meriden-Waterbury, CT	CO	Maintenance	100	0.00	0.14	-10.23	-10.43	-10.43	-10.43	-10.43	-10.43	-10.43	-10.43	-10.43
New Manchester-Grant Magisterial District (Hancock County), WV	SO _x	Maintenance	100	0.00	0.00	-0.11	-0.11	-0.11	-0.11	-0.11	-0.11	-0.11	-0.11	-0.11
New York County, NY	PM ₁₀	Moderate	100	0.00	0.05	-3.81	-3.88	-3.88	-3.88	-3.88	-3.88	-3.88	-3.88	-3.88
New York-N. New Jersey-Long Island, NY-NJ-CT	CO	Maintenance	100	0.00	3.46	-251.78	-256.70	-256.69	-256.70	-256.72	-256.68	-256.72	-256.67	-256.67
New York-N. New Jersey-Long Island, NY-NJ-CT	PM _{2.5}	Nonattainment	100	0.00	3.46	-251.78	-256.70	-256.69	-256.70	-256.72	-256.68	-256.72	-256.67	-256.67
New York-northern New Jersey-Long Island, NY-NJ-CT	Ozone	Moderate	50	0.00	2.33	-169.63	-172.94	-172.94	-172.94	-172.95	-172.92	-172.95	-172.92	-172.92
Nogales, AZ	PM ₁₀	Moderate	100	0.00	0.01	-1.08	-1.11	-1.11	-1.11	-1.11	-1.11	-1.11	-1.11	-1.11
Norfolk-Virginia Beach-Newport News, VA	Ozone	Maintenance	100	0.00	0.21	-15.05	-15.35	-15.35	-15.35	-15.35	-15.35	-15.35	-15.35	-15.35
Ogden, UT	CO	Maintenance	100	0.00	0.02	-1.68	-1.72	-1.72	-1.72	-1.72	-1.72	-1.72	-1.72	-1.72
Ogden, UT	PM ₁₀	Moderate	100	0.00	0.02	-1.68	-1.72	-1.72	-1.72	-1.72	-1.72	-1.72	-1.72	-1.72
Oglesby, IL	PM ₁₀	Maintenance	100	0.00	0.00	-0.06	-0.06	-0.06	-0.06	-0.06	-0.06	-0.06	-0.06	-0.06
Olmsted County, MN	PM ₁₀	Maintenance	100	0.00	0.01	-0.48	-0.49	-0.49	-0.49	-0.49	-0.49	-0.49	-0.49	-0.49
Olympia, Tumwater, Lacey, WA	PM ₁₀	Maintenance	100	0.00	0.04	-2.72	-2.77	-2.77	-2.77	-2.77	-2.77	-2.77	-2.77	-2.77
Owens Valley, CA	PM ₁₀	Serious	70	0.00	0.00	-0.09	-0.09	-0.09	-0.09	-0.09	-0.09	-0.09	-0.09	-0.09
Pagosa Springs, CO	PM ₁₀	Maintenance	100	0.00	0.00	-0.01	-0.01	-0.01	-0.01	-0.01	-0.01	-0.01	-0.01	-0.01

Table D2-21 Emission Changes <u>a/</u> (for Cumulative Impacts) by Nonattainment Area with Alternative Standards for HD Vehicles Formaldehyde 2050													
Nonattainment Area	Pollutant	Status <u>c/</u>	General Conformity Threshold <u>d/</u>	Emissions Changes for Cumulative Impacts (tons/year)									
				Alt. 1	Alt. 2	Alt. 3	Alt. 4	Alt. 6A	Alt. 5	Alt. 6 <u>b/</u>	Alt. 7	Alt. 6B	Alt. 8
				No Action	Engine Only	Class 8 Tractors	Engines & Classes 7-8 Tractors	15% below Preferred Alternative Stringency	Engines, Classes 7-8 Tractors, & Classes 2b-3	Engines, Tractors, & Classes 2b-8	Engines, Tractors, & Truckers, & Trailers	20% above Preferred Alternative Stringency	Accelerated Hybrid Adoption
Parkersburg-Marietta, WV-OH	Ozone	Maintenance	100	0.00	0.15	-10.57	-10.78	-10.78	-10.78	-10.78	-10.78	-10.78	-10.78
Parkersburg-Marietta, WV-OH	PM _{2.5}	Nonattainment	100	0.00	0.15	-10.57	-10.78	-10.78	-10.78	-10.78	-10.78	-10.78	-10.78
Payson, AZ	PM ₁₀	Maintenance	100	0.00	0.01	-0.38	-0.39	-0.39	-0.39	-0.39	-0.39	-0.39	-0.39
Penns Grove, NJ	CO	Maintenance	100	0.00	0.00	-0.01	-0.01	-0.01	-0.01	-0.01	-0.01	-0.01	-0.01
Peoria, IL	SO _x	Maintenance	100	0.00	0.04	-3.15	-3.21	-3.21	-3.21	-3.21	-3.21	-3.21	-3.21
Perth Amboy, NJ	CO	Maintenance	100	0.00	0.02	-1.49	-1.52	-1.52	-1.52	-1.52	-1.52	-1.52	-1.52
Philadelphia-Camden County, PA-NJ	CO	Maintenance	100	0.00	0.11	-8.07	-8.22	-8.22	-8.22	-8.22	-8.22	-8.22	-8.22
Phildelphia-Wilmington, PA-NY-DE	PM _{2.5}	Nonattainment	100	0.00	0.25	-89.28	-91.61	-91.73	-91.79	-91.98	-92.03	-92.28	-93.06
Phildelphia-Wilmington-Atlantic City, PA-NY-MD-DE	Ozone	Moderate	50	0.00	0.67	-120.01	-122.93	-123.05	-123.11	-123.31	-123.35	-123.61	-124.38
Phoenix, AZ	CO	Maintenance	100	0.00	2.82	-205.06	-209.06	-209.06	-209.06	-209.08	-209.05	-209.08	-209.04
Phoenix, AZ	PM ₁₀	Serious	70	0.00	2.82	-205.06	-209.06	-209.06	-209.06	-209.08	-209.05	-209.08	-209.04
Phoenix-Mesa, AZ	Ozone	Former Subpart 1	50	0.00	1.44	-104.46	-106.49	-106.49	-106.49	-106.50	-106.49	-106.50	-106.48
Pierce County, WA	PM ₁₀	Maintenance	100	0.00	0.00	-0.21	-0.22	-0.22	-0.22	-0.22	-0.22	-0.22	-0.22
Pinehurst, ID	PM ₁₀	Moderate	100	0.00	0.00	-0.02	-0.02	-0.02	-0.02	-0.02	-0.02	-0.02	-0.02
Pittsburgh, PA	CO	Maintenance	100	0.00	0.01	-0.49	-0.50	-0.50	-0.50	-0.50	-0.50	-0.50	-0.50
Pittsburgh-Beaver Valley, PA	Ozone	Former Subpart 1	50	0.00	1.13	-81.97	-83.57	-83.57	-83.57	-83.58	-83.57	-83.58	-83.56
Pittsburgh-Beaver Valley, PA	PM _{2.5}	Nonattainment	100	0.00	1.13	-81.97	-83.57	-83.57	-83.57	-83.58	-83.57	-83.58	-83.56
Polk County, TN	SO _x	Maintenance	100	0.00	0.01	-0.59	-0.60	-0.60	-0.60	-0.60	-0.60	-0.60	-0.60
Polson, MT	PM ₁₀	Moderate	100	0.00	0.00	-0.10	-0.10	-0.10	-0.10	-0.10	-0.10	-0.10	-0.10
Portland, ME	Ozone	Maintenance	100	0.00	0.25	-18.46	-18.82	-18.82	-18.82	-18.83	-18.82	-18.83	-18.82
Portland, OR	CO	Maintenance	100	0.00	0.29	-21.39	-21.81	-21.81	-21.81	-21.81	-21.81	-21.82	-21.82
Portneuf Valley, ID	PM ₁₀	Maintenance	100	0.00	0.01	-0.95	-0.97	-0.97	-0.97	-0.97	-0.97	-0.97	-0.97
Poughkeepsie, NY	Ozone	Moderate	50	0.00	0.24	-17.76	-18.10	-18.10	-18.10	-18.11	-18.10	-18.11	-18.10
Presque Isle, ME	PM ₁₀	Maintenance	100	0.00	0.00	-0.25	-0.25	-0.25	-0.25	-0.25	-0.25	-0.25	-0.25
Providence (entire State), RI	Ozone	Moderate	50	0.00	0.11	-7.92	-8.08	-8.08	-8.08	-8.08	-8.08	-8.08	-8.08
Provo, UT	CO	Maintenance	100	0.00	0.03	-2.41	-2.46	-2.46	-2.46	-2.46	-2.46	-2.46	-2.46
Raleigh-Durham, NC	CO	Maintenance	100	0.00	0.47	-34.42	-35.09	-35.09	-35.09	-35.09	-35.09	-35.09	-35.08
Raleigh-Durham-Chapel Hill, NC	Ozone	Maintenance	100	0.00	0.72	-52.47	-53.49	-53.49	-53.49	-53.50	-53.49	-53.50	-53.49
Ramsey County, MN	PM ₁₀	Maintenance	100	0.00	0.00	-0.04	-0.04	-0.04	-0.04	-0.04	-0.04	-0.04	-0.04
Reading, PA	Ozone	Maintenance	100	0.00	0.27	-19.65	-20.03	-20.03	-20.03	-20.04	-20.03	-20.04	-20.03
Reading, PA	PM _{2.5}	Nonattainment	100	0.00	0.27	-19.65	-20.03	-20.03	-20.03	-20.04	-20.03	-20.04	-20.03
Reno, NV	CO	Maintenance	100	0.00	0.04	-3.24	-3.30	-3.30	-3.30	-3.30	-3.30	-3.30	-3.30
Rhineland (Oneida County), WI	SO _x	Maintenance	100	0.00	0.00	-0.05	-0.05	-0.05	-0.05	-0.05	-0.05	-0.05	-0.05
Richmond-Petersburg, VA	Ozone	Maintenance	100	0.00	0.21	-15.24	-15.54	-15.54	-15.54	-15.54	-15.54	-15.54	-15.54
Rillito, AZ	PM ₁₀	Moderate	100	0.00	0.01	-0.94	-0.95	-0.95	-0.95	-0.95	-0.95	-0.95	-0.95
Riverside County (Coachella Valley), CA	Ozone	Severe	25	0.00	0.13	-9.77	-9.96	-9.96	-9.96	-9.96	-9.96	-9.96	-9.96
Roanoke, VA	Ozone	Former Subpart 1	50	0.00	0.10	-6.98	-7.12	-7.12	-7.12	-7.12	-7.12	-7.12	-7.12
Rochester (Olmsted County), MN	SO _x	Maintenance	100	0.00	0.03	-2.18	-2.22	-2.22	-2.22	-2.22	-2.22	-2.22	-2.22
Rochester, NY	Ozone	Former Subpart 1	50	0.00	0.24	-17.22	-17.55	-17.55	-17.55	-17.56	-17.55	-17.56	-17.55
Rocky Mount, NC	Ozone	Maintenance	100	0.00	0.07	-5.00	-5.10	-5.10	-5.10	-5.10	-5.10	-5.10	-5.10
Rome, GA	PM _{2.5}	Nonattainment	100	0.00	0.03	-2.24	-2.29	-2.29	-2.29	-2.29	-2.29	-2.29	-2.29
Ronan, MT	PM ₁₀	Moderate	100	0.00	0.00	-0.04	-0.04	-0.04	-0.04	-0.04	-0.04	-0.04	-0.04
Rothschild, Rib Mountain, Weston (Marathon County), WI	SO _x	Maintenance	100	0.00	0.00	-0.08	-0.08	-0.08	-0.08	-0.08	-0.08	-0.08	-0.08

Table D2-21 Emission Changes <u>a/</u> (for Cumulative Impacts) by Nonattainment Area with Alternative Standards for HD Vehicles Formaldehyde 2050													
Nonattainment Area	Pollutant	Status <u>c/</u>	General Conformity Threshold <u>d/</u>	Emissions Changes for Cumulative Impacts (tons/year)									
				Alt. 1	Alt. 2	Alt. 3	Alt. 4	Alt. 6A	Alt. 5	Alt. 6 <u>b/</u>	Alt. 7	Alt. 6B	Alt. 8
				No Action	Engine Only	Class 8 Tractors	Engines & Classes 7-8 Tractors	15% below Preferred Alternative Stringency	Engines, Classes 7-8 Tractors, & Classes 2b-3	Engines, Tractors, & Classes 2b-8	Engines, Tractors, & Truck, & Trailers	20% above Preferred Alternative Stringency	Accelerated Hybrid Adoption
Sacramento County, CA	PM ₁₀	Moderate	100	0.00	0.39	-28.36	-28.91	-28.91	-28.91	-28.91	-28.91	-28.91	-28.91
Sacramento Metro, CA	Ozone	Severe	25	0.00	0.69	-50.37	-51.35	-51.35	-51.35	-51.35	-51.36	-51.35	-51.35
Sacramento, CA	CO	Maintenance	100	0.00	0.42	-30.23	-30.82	-30.82	-30.82	-30.82	-30.82	-30.82	-30.82
Salem, OR	CO	Maintenance	100	0.00	0.04	-2.55	-2.60	-2.60	-2.60	-2.60	-2.60	-2.60	-2.60
Salt Lake City, UT	CO	Maintenance	100	0.00	0.03	-3.02	-3.09	-3.09	-3.09	-3.09	-3.09	-3.09	-3.10
Salt Lake County, UT	PM ₁₀	Moderate	100	0.00	0.39	-28.95	-29.52	-29.52	-29.52	-29.52	-29.53	-29.52	-29.53
Salt Lake County, UT	SO _x	Nonattainment	100	0.00	0.40	-28.95	-29.51	-29.51	-29.51	-29.51	-29.51	-29.51	-29.51
San Antonio, TX	Ozone	Former Subpart 1	50	0.00	0.56	-40.36	-41.15	-41.15	-41.15	-41.15	-41.15	-41.15	-41.15
San Bernardino County, CA	PM ₁₀	Moderate	100	0.00	0.08	-6.14	-6.25	-6.25	-6.25	-6.25	-6.26	-6.25	-6.25
San Diego, CA	CO	Maintenance	100	0.00	1.44	-104.94	-106.99	-106.99	-106.99	-106.99	-107.00	-106.98	-106.98
San Diego, CA	Ozone	Former Subpart 1	50	0.00	1.44	-104.94	-106.99	-106.99	-106.99	-106.99	-107.00	-106.98	-106.98
San Francisco Bay Area, CA	Ozone	Marginal	50	0.00	-0.13	-80.27	-82.57	-82.72	-82.80	-83.03	-83.09	-83.41	-84.38
San Francisco-Oakland-San Jose, CA	CO	Maintenance	100	0.00	0.09	-96.21	-98.83	-98.98	-99.05	-99.29	-99.35	-99.67	-100.64
San Joaquin Valley, CA	Ozone	Extreme	10	0.00	3.97	-290.80	-296.50	-296.50	-296.50	-296.50	-296.53	-296.49	-296.52
San Joaquin Valley, CA	PM ₁₀	Maintenance	100	0.00	3.97	-290.80	-296.50	-296.50	-296.50	-296.50	-296.53	-296.49	-296.52
San Joaquin Valley, CA	PM _{2.5}	Nonattainment	100	0.00	3.97	-290.80	-296.50	-296.50	-296.50	-296.50	-296.53	-296.49	-296.52
San Manuel (Pinal County), AZ	SO _x	Maintenance	100	0.00	0.01	-0.88	-0.89	-0.89	-0.89	-0.89	-0.89	-0.89	-0.89
Sanders County (part);Thompson Falls and vicinity, MT	PM ₁₀	Moderate	100	0.00	0.00	-0.02	-0.02	-0.02	-0.02	-0.02	-0.02	-0.02	-0.02
Scranton-Wilkes Barre, PA	Ozone	Maintenance	100	0.00	0.29	-21.10	-21.52	-21.51	-21.52	-21.52	-21.52	-21.51	-21.51
Seattle-Tacoma, WA	CO	Maintenance	100	0.00	0.97	-72.03	-73.45	-73.45	-73.46	-73.46	-73.47	-73.46	-73.48
Sheboygan, WI	Ozone	Moderate	50	0.00	0.06	-4.68	-4.77	-4.77	-4.77	-4.77	-4.77	-4.77	-4.77
Sheridan, WY	PM ₁₀	Moderate	100	0.00	0.01	-0.54	-0.55	-0.55	-0.55	-0.55	-0.55	-0.55	-0.55
Shoshone County, ID	PM ₁₀	Moderate	100	0.00	0.00	0.00	0.00	0.00	0.00	0.00	0.00	0.00	0.00
Somerville, NJ	CO	Maintenance	100	0.00	0.00	-0.19	-0.20	-0.20	-0.20	-0.20	-0.20	-0.20	-0.20
South Bend-Elkhart, IN	Ozone	Maintenance	100	0.00	0.18	-13.26	-13.52	-13.52	-13.52	-13.52	-13.52	-13.52	-13.52
Southeast Chicago, IL	PM ₁₀	Maintenance	100	0.00	0.06	-4.53	-4.62	-4.62	-4.62	-4.62	-4.62	-4.62	-4.62
Spokane County, WA	PM ₁₀	Maintenance	100	0.00	0.10	-7.11	-7.24	-7.24	-7.24	-7.24	-7.25	-7.24	-7.24
Spokane, WA	CO	Maintenance	100	0.00	0.10	-7.02	-7.16	-7.16	-7.16	-7.16	-7.16	-7.16	-7.16
Springfield (western MA), MA	Ozone	Moderate	50	0.00	0.30	-22.02	-22.45	-22.44	-22.44	-22.44	-22.45	-22.44	-22.44
Springfield, MA	CO	Maintenance	100	0.00	0.05	-3.37	-3.43	-3.43	-3.43	-3.43	-3.43	-3.43	-3.43
St Louis, MO	CO	Maintenance	100	0.00	0.37	-26.57	-27.09	-27.09	-27.09	-27.09	-27.09	-27.08	-27.08
St Louis, MO-IL	Ozone	Moderate	50	0.00	1.30	-94.44	-96.28	-96.28	-96.28	-96.28	-96.29	-96.28	-96.27
St. Louis, MO-IL	PM _{2.5}	Nonattainment	100	0.00	1.29	-93.82	-95.65	-95.65	-95.65	-95.65	-95.65	-95.64	-95.64
State College, PA	Ozone	Maintenance	100	0.00	0.10	-7.42	-7.56	-7.56	-7.56	-7.56	-7.56	-7.56	-7.56
Steamboat Springs, CO	PM ₁₀	Maintenance	100	0.00	0.01	-0.51	-0.52	-0.52	-0.52	-0.52	-0.52	-0.52	-0.52
Steubenville & Mingo Junction, OH	SO _x	Maintenance	100	0.00	0.02	-1.15	-1.18	-1.18	-1.18	-1.18	-1.18	-1.18	-1.18
Steubenville-Weirton, OH-WV	Ozone	Maintenance	100	0.00	0.06	-4.45	-4.54	-4.54	-4.54	-4.54	-4.54	-4.54	-4.54
Steubenville-Weirton, OH-WV	PM _{2.5}	Nonattainment	100	0.00	0.06	-4.45	-4.54	-4.54	-4.54	-4.54	-4.54	-4.54	-4.54
Stockton, CA	CO	Maintenance	100	0.00	0.13	-9.45	-9.63	-9.63	-9.63	-9.63	-9.63	-9.63	-9.63
Sutter County (Sutter Buttes), CA	Ozone	Former Subpart 1	50	0.00	0.00	0.00	0.00	0.00	0.00	0.00	0.00	0.00	0.00
Syracuse, NY	CO	Maintenance	100	0.00	0.09	-6.90	-7.03	-7.03	-7.03	-7.03	-7.03	-7.03	-7.03
Telluride, CO	PM ₁₀	Maintenance	100	0.00	0.00	-0.05	-0.06	-0.06	-0.06	-0.06	-0.06	-0.06	-0.06
Terre Haute, IN	Ozone	Maintenance	100	0.00	0.05	-3.49	-3.56	-3.56	-3.56	-3.56	-3.56	-3.56	-3.56

Table D2-21 Emission Changes ^{a/} (for Cumulative Impacts) by Nonattainment Area with Alternative Standards for HD Vehicles Formaldehyde 2050													
Nonattainment Area	Pollutant	Status ^{c/}	General Conformity Threshold ^{d/}	Emissions Changes for Cumulative Impacts (tons/year)									
				Alt. 1	Alt. 2	Alt. 3	Alt. 4	Alt. 6A	Alt. 5	Alt. 6 ^{b/}	Alt. 7	Alt. 6B	Alt. 8
				No Action	Engine Only	Class 8 Tractors	Engines & Classes 7-8 Tractors	15% below Preferred Alternative Stringency	Engines, Classes 7-8 Tractors, & Classes 2b-3	Engines, Tractors, & Classes 2b-8	Engines, Tractors, & Truck, & Trailers	20% above Preferred Alternative Stringency	Accelerated Hybrid Adoption
Tioga County, PA	Ozone	Maintenance	100	0.00	0.02	-1.57	-1.60	-1.60	-1.60	-1.60	-1.60	-1.60	-1.60
Toledo, OH	Ozone	Maintenance	100	0.00	0.24	-17.12	-17.45	-17.45	-17.45	-17.45	-17.45	-17.45	-17.45
Toms River, NJ	CO	Maintenance	100	0.00	0.01	-0.83	-0.84	-0.84	-0.84	-0.84	-0.84	-0.84	-0.84
Tooele County, UT	SO _x	Nonattainment	100	0.00	0.03	-2.43	-2.48	-2.48	-2.48	-2.48	-2.47	-2.48	-2.47
Trenton, NJ	CO	Maintenance	100	0.00	0.03	-2.12	-2.16	-2.16	-2.16	-2.16	-2.16	-2.16	-2.16
Trona, CA	PM ₁₀	Moderate	100	0.00	0.00	-0.05	-0.05	-0.05	-0.05	-0.05	-0.05	-0.05	-0.05
Tucson, AZ	CO	Maintenance	100	0.00	0.24	-17.48	-17.83	-17.83	-17.83	-17.83	-17.82	-17.83	-17.82
Utah County, UT	PM ₁₀	Moderate	100	0.00	0.10	-6.92	-7.06	-7.06	-7.06	-7.06	-7.06	-7.06	-7.06
Vancouver, WA	CO	Maintenance	100	0.00	0.10	-8.10	-8.27	-8.27	-8.27	-8.27	-8.27	-8.27	-8.28
Ventura County, CA	Ozone	Serious	50	0.00	0.15	-10.92	-11.14	-11.14	-11.14	-11.14	-11.14	-11.14	-11.14
Vermillion County, IN	PM ₁₀	Maintenance	100	0.00	0.00	-0.28	-0.29	-0.29	-0.29	-0.29	-0.29	-0.29	-0.29
Vigo County, IN	SO _x	Maintenance	100	0.00	0.05	-3.49	-3.56	-3.56	-3.56	-3.56	-3.56	-3.56	-3.56
Wallula, WA	PM ₁₀	Maintenance	100	0.00	0.00	0.00	0.00	0.00	0.00	0.00	0.00	0.00	0.00
Waltham, MA	CO	Maintenance	100	0.00	0.01	-1.05	-1.07	-1.07	-1.07	-1.07	-1.07	-1.07	-1.07
Warren County, NJ	SO _x	Maintenance	100	0.00	0.02	-1.09	-1.11	-1.11	-1.11	-1.11	-1.11	-1.11	-1.11
Warren County, PA	SO _x	Nonattainment	100	0.00	0.00	-0.34	-0.35	-0.35	-0.35	-0.35	-0.35	-0.35	-0.35
Washington County (Hagerstown), MD	Ozone	Former Subpart 1	50	0.00	0.05	-3.46	-3.53	-3.53	-3.53	-3.53	-3.53	-3.53	-3.53
Washington, DC-MD-VA	CO	Maintenance	100	0.00	2.00	-145.05	-147.88	-147.88	-147.88	-147.89	-147.87	-147.89	-147.87
Washington, DC-MD-VA	Ozone	Moderate	50	0.00	2.00	-145.05	-147.88	-147.88	-147.88	-147.89	-147.87	-147.89	-147.87
Washington, DC-MD-VA	PM _{2.5}	Nonattainment	100	0.00	2.00	-145.05	-147.88	-147.88	-147.88	-147.89	-147.87	-147.89	-147.87
Washoe County, NV	PM ₁₀	Serious	70	0.00	0.04	-3.24	-3.30	-3.30	-3.30	-3.30	-3.30	-3.30	-3.30
Waterford Township (Washington County), OH	SO _x	Maintenance	100	0.00	0.00	-0.18	-0.18	-0.18	-0.18	-0.18	-0.18	-0.18	-0.18
Wayne County, IN	SO _x	Maintenance	100	0.00	0.03	-2.32	-2.36	-2.36	-2.36	-2.36	-2.36	-2.36	-2.36
Wayne County, MI	PM ₁₀	Maintenance	100	0.00	0.06	-4.01	-4.09	-4.09	-4.09	-4.09	-4.09	-4.09	-4.09
Weirton, WV	PM ₁₀	Maintenance	100	0.00	0.00	-0.33	-0.34	-0.34	-0.34	-0.34	-0.34	-0.34	-0.34
Weirton, WV	SO _x	Maintenance	100	0.00	0.00	-0.33	-0.34	-0.34	-0.34	-0.34	-0.34	-0.34	-0.34
Wheeling, WV-OH	Ozone	Maintenance	100	0.00	0.15	-10.74	-10.95	-10.95	-10.95	-10.95	-10.95	-10.95	-10.95
Wheeling, WV-OH	PM _{2.5}	Nonattainment	100	0.00	0.15	-10.74	-10.95	-10.95	-10.95	-10.95	-10.95	-10.95	-10.95
Winston-Salem, NC	CO	Maintenance	100	0.00	0.14	-9.96	-10.16	-10.16	-10.16	-10.16	-10.16	-10.16	-10.16
Worcester, MA	CO	Maintenance	100	0.00	0.07	-5.38	-5.49	-5.49	-5.49	-5.49	-5.48	-5.49	-5.48
Yakima County, WA	PM ₁₀	Maintenance	100	0.00	0.03	-2.15	-2.19	-2.19	-2.19	-2.19	-2.19	-2.19	-2.19
Yakima, WA	CO	Maintenance	100	0.00	0.01	-1.02	-1.04	-1.04	-1.04	-1.04	-1.04	-1.04	-1.04
York, PA	Ozone	Maintenance	100	0.00	0.27	-19.89	-20.27	-20.27	-20.27	-20.27	-20.27	-20.27	-20.27
York, PA	PM _{2.5}	Nonattainment	100	0.00	0.27	-19.89	-20.27	-20.27	-20.27	-20.27	-20.27	-20.27	-20.27
Youngstown-Warren-Sharon, OH-PA	Ozone	Maintenance	100	0.00	0.29	-21.06	-21.47	-21.47	-21.47	-21.47	-21.47	-21.47	-21.46
Yuma, AZ	PM ₁₀	Moderate	100	0.00	0.07	-4.98	-5.08	-5.08	-5.08	-5.08	-5.08	-5.08	-5.08

^{a/} Negative emissions changes indicate reductions; positive emissions changes are increases. Values of less than 0.005 tons/year are rounded to zero.

^{b/} Preferred Alternative

^{c/} Pollutants for which the area is designated nonattainment or maintenance as of 2010. Source: 40 CFR 81.

^{d/} Emissions thresholds in tons/year of: CO in CO maintenance and nonattainment areas; VOC or NO_x in ozone maintenance and nonattainment areas; primary PM_{2.5} in PM_{2.5} maintenance and nonattainment areas; primary PM₁₀ in PM₁₀ maintenance and nonattainment areas; and SO₂ in SO₂ maintenance and nonattainment areas. Source: 40 CFR § 93.153. These thresholds are provided for information only; a general conformity determination is not required for the proposed actions. (See section 3.3.1.)

Source: EPA (U.S. Environmental Protection Agency). 2010. The Green Book Nonattainment Areas. Washington, District of Columbia. Last Revised: June 16, 2010. U.S. Environmental Protection Agency. Available: <http://www.epa.gov/oaqps001/greenbk/>. Accessed: August 6, 2010.

Table D2-22 Emission Changes <u>a/</u> (for Cumulative Impacts) by Nonattainment Area with Alternative Standards for HD Vehicles Oxides of Nitrogen (NO _x) 2018													
Nonattainment Area	Pollutant	Status <u>c/</u>	General Conformity Threshold <u>d/</u>	Emissions Changes for Cumulative Impacts (tons/year)									
				Alt. 1	Alt. 2	Alt. 3	Alt. 4	Alt. 6A	Alt. 5	Alt. 6 <u>b/</u>	Alt. 7	Alt. 6B	Alt. 8
				No Action	Engine Only	Class 8 Tractors	Engines & Classes 7-8 Tractors	15% below Preferred Alternative Stringency	Engines, Classes 7-8 Tractors, & Classes 2b-3	Engines, Tractors, & Classes 2b-8	Engines, Tractors, & Trucks, & Trailers	20% above Preferred Alternative Stringency	Accelerated Hybrid Adoption
Addison Township (Gallia County), OH	SO _x	Maintenance	100	0.00	0.01	-0.59	-0.60	-0.48	-0.60	-0.60	-0.61	-0.60	-0.61
Ajo (Pima County), AZ	PM ₁₀	Moderate	100	0.00	0.06	-2.44	-2.48	-1.99	-2.47	-2.48	-2.52	-2.48	-2.52
Ajo (Pima County), AZ	SO _x	Maintenance	100	0.00	0.02	-2.50	-2.57	-2.07	-2.56	-2.57	-2.62	-2.59	-2.64
Albany-Schenectady-Troy, NY	Ozone	Former Subpart 1	50	0.00	8.82	-370.90	-377.14	-302.72	-376.06	-377.23	-382.86	-377.24	-382.87
Albuquerque, NM	CO	Maintenance	100	0.00	4.11	-171.98	-174.87	-140.36	-174.37	-174.91	-177.52	-174.91	-177.52
Allegan County, MI	Ozone	Former Subpart 1	50	0.00	0.98	-41.11	-41.80	-33.55	-41.68	-41.80	-42.43	-41.80	-42.43
Allentown-Bethlehem-Easton, PA	Ozone	Maintenance	100	0.00	4.09	-172.51	-175.42	-140.81	-174.92	-175.46	-178.08	-175.47	-178.10
Altoona, PA	Ozone	Maintenance	100	0.00	0.73	-30.59	-31.10	-24.96	-31.01	-31.11	-31.57	-31.11	-31.57
Amador and Calveras Counties (Central Mountain), CA	Ozone	Former Subpart 1	50	0.00	1.04	-43.67	-44.41	-35.64	-44.28	-44.42	-45.08	-44.42	-45.08
Anchorage, AK	CO	Maintenance	100	0.00	0.96	-40.03	-40.70	-32.67	-40.59	-40.71	-41.32	-40.71	-41.32
Anthony, NM	PM ₁₀	Moderate	100	0.00	0.03	-2.26	-2.32	-1.87	-2.31	-2.32	-2.36	-2.33	-2.37
Armstrong County, PA	SO _x	Nonattainment	100	0.00	0.03	-1.43	-1.45	-1.17	-1.45	-1.45	-1.47	-1.45	-1.47
Aspen, CO	PM ₁₀	Maintenance	100	0.00	0.05	-2.00	-2.03	-1.63	-2.03	-2.03	-2.06	-2.03	-2.06
Atlanta, GA	Ozone	Moderate	50	0.00	91.01	-3813.15	-3877.21	-3112.00	-3866.03	-3878.06	-3935.87	-3878.08	-3935.90
Atlanta, GA	PM _{2.5}	Nonattainment	100	0.00	91.01	-3813.15	-3877.21	-3112.00	-3866.03	-3878.06	-3935.87	-3878.08	-3935.90
Atlantic City, NJ	CO	Maintenance	100	0.00	0.36	-15.20	-15.46	-12.41	-15.41	-15.46	-15.69	-15.46	-15.69
Bakersfield, CA	CO	Maintenance	100	0.00	0.76	-129.41	-132.76	-107.40	-132.48	-133.23	-135.59	-134.11	-136.75
Baltimore, MD	CO	Maintenance	100	0.00	40.99	-1720.12	-1749.05	-1403.88	-1744.01	-1749.45	-1775.54	-1749.48	-1775.58
Baltimore, MD	Ozone	Moderate	50	0.00	40.97	-1720.14	-1749.08	-1403.91	-1744.04	-1749.48	-1775.57	-1749.51	-1775.62
Baltimore, MD	PM _{2.5}	Nonattainment	100	0.00	40.97	-1720.14	-1749.08	-1403.91	-1744.04	-1749.48	-1775.57	-1749.51	-1775.62
Baton Rouge, LA	Ozone	Moderate	50	0.00	-61.39	-307.83	-347.76	-303.81	-349.80	-360.76	-377.29	-386.63	-411.30
Beaumont-Port Arthur, TX	Ozone	Moderate	50	0.00	-68.14	-225.10	-266.05	-239.95	-268.54	-279.94	-296.03	-307.60	-332.40
Benton County, TN	SO _x	Maintenance	100	0.00	0.01	-0.34	-0.35	-0.28	-0.35	-0.35	-0.35	-0.35	-0.35
Benton Harbor, MI	Ozone	Maintenance	100	0.00	1.27	-54.55	-55.49	-44.55	-55.33	-55.50	-56.34	-55.52	-56.35
Benzie County, MI	Ozone	Maintenance	100	0.00	0.15	-6.29	-6.40	-5.13	-6.38	-6.40	-6.49	-6.40	-6.49
Berkeley and Jefferson Counties, WV	Ozone	Maintenance	100	0.00	1.00	-42.04	-42.75	-34.31	-42.62	-42.75	-43.39	-42.75	-43.39
Billings, MT	CO	Maintenance	100	0.00	-21.57	-54.54	-67.02	-62.01	-67.84	-71.34	-76.11	-79.94	-87.42
Birmingham, AL	Ozone	Maintenance	100	0.00	13.04	-601.75	-612.53	-492.12	-610.83	-612.92	-622.27	-613.42	-622.93
Birmingham, AL	PM _{2.5}	Nonattainment	100	0.00	13.04	-601.75	-612.53	-492.12	-610.83	-612.92	-622.27	-613.42	-622.93
Boise-Northern Ada County, ID	CO	Maintenance	100	0.00	4.39	-185.48	-188.62	-151.41	-188.08	-188.67	-191.49	-188.68	-191.50
Boise-Northern Ada County, ID	PM ₁₀	Maintenance	100	0.00	4.39	-185.48	-188.62	-151.41	-188.08	-188.67	-191.49	-188.68	-191.50
Bonner County (Sandpoint), ID	PM ₁₀	Moderate	100	0.00	0.11	-4.60	-4.68	-3.76	-4.67	-4.68	-4.75	-4.68	-4.75
Boston, MA	CO	Maintenance	100	0.00	5.96	-249.61	-253.80	-203.71	-253.07	-253.86	-257.64	-253.86	-257.64
Boston-Lawrence-Worcester (eastern MA), MA	Ozone	Moderate	50	0.00	35.27	-1483.07	-1508.05	-1210.46	-1503.71	-1508.40	-1530.91	-1508.45	-1530.98
Boston-Manchester-Portsmouth (southeast NH), NH	Ozone	Moderate	50	0.00	4.46	-186.62	-189.76	-152.30	-189.21	-189.80	-192.63	-189.80	-192.63
Boyd County (part), KY	SO _x	Maintenance	100	0.00	0.07	-2.90	-2.95	-2.37	-2.94	-2.95	-2.99	-2.95	-2.99
Buffalo-Niagara Falls, NY	Ozone	Former Subpart 1	50	0.00	8.10	-339.33	-345.03	-276.93	-344.04	-345.11	-350.25	-345.11	-350.25
Burlington, NJ	CO	Maintenance	100	0.00	0.06	-2.57	-2.62	-2.10	-2.61	-2.62	-2.65	-2.62	-2.65
Butte, MT	PM ₁₀	Moderate	100	0.00	0.15	-6.37	-6.47	-5.20	-6.46	-6.48	-6.57	-6.48	-6.57
Canon City, CO	PM ₁₀	Maintenance	100	0.00	0.13	-5.43	-5.53	-4.44	-5.51	-5.53	-5.61	-5.53	-5.61
Canton-Massillon, OH	Ozone	Maintenance	100	0.00	-3.33	-186.18	-193.24	-157.89	-193.03	-194.74	-198.91	-197.67	-202.75
Canton-Massillon, OH	PM _{2.5}	Nonattainment	100	0.00	-3.33	-186.18	-193.24	-157.89	-193.03	-194.74	-198.91	-197.67	-202.75
Case County, MI	Ozone	Maintenance	100	0.00	0.28	-12.91	-13.15	-10.56	-13.11	-13.16	-13.36	-13.17	-13.37

Table D2-22 Emission Changes <u>a/</u> (for Cumulative Impacts) by Nonattainment Area with Alternative Standards for HD Vehicles Oxides of Nitrogen (NO _x) 2018													
Nonattainment Area	Pollutant	Status <u>c/</u>	General Conformity Threshold <u>d/</u>	Emissions Changes for Cumulative Impacts (tons/year)									
				Alt. 1	Alt. 2	Alt. 3	Alt. 4	Alt. 6A	Alt. 5	Alt. 6 <u>b/</u>	Alt. 7	Alt. 6B	Alt. 8
				No Action	Engine Only	Class 8 Tractors	Engines & Classes 7-8 Tractors	15% below Preferred Alternative Stringency	Engines, Classes 7-8 Tractors, & Classes 2b-3	Engines, Tractors, & Classes 2b-8	Engines, Tractors, & Truck, & Trailers	20% above Preferred Alternative Stringency	Accelerated Hybrid Adoption
Center Township (Morgan County), OH	SO _x	Maintenance	100	0.00	0.00	-0.19	-0.20	-0.16	-0.20	-0.20	-0.20	-0.20	-0.20
Central Steptoe Valley (White Pine County), NV	SO _x	Maintenance	100	0.00	0.05	-1.95	-1.99	-1.59	-1.98	-1.99	-2.02	-1.99	-2.02
Charleston, WV	Ozone	Maintenance	100	0.00	3.98	-166.64	-169.44	-135.99	-168.95	-169.47	-172.00	-169.47	-172.00
Charleston, WV	PM _{2.5}	Nonattainment	100	0.00	3.98	-166.64	-169.44	-135.99	-168.95	-169.47	-172.00	-169.47	-172.00
Charlotte, NC	CO	Maintenance	100	0.00	4.99	-208.82	-212.33	-170.42	-211.72	-212.38	-215.54	-212.38	-215.54
Charlotte-Gastonia-Rock Hill, NC-SC	Ozone	Moderate	50	0.00	11.22	-469.82	-477.71	-383.43	-476.33	-477.81	-484.94	-477.81	-484.94
Chattanooga, TN-GA-AL	PM _{2.5}	Nonattainment	100	0.00	3.83	-160.68	-163.38	-131.14	-162.91	-163.42	-165.86	-163.42	-165.86
Chattanooga, TN-GA	Ozone	Former Subpart 1	50	0.00	3.47	-145.71	-148.16	-118.92	-147.73	-148.19	-150.40	-148.20	-150.41
Chicago-Gary-Lake County, IL-IN	Ozone	Moderate	50	0.00	-23.40	-4321.96	-4458.55	-3624.06	-4451.31	-4483.34	-4570.70	-4530.98	-4633.33
Chicago-Gary-Lake County, IL-IN	PM _{2.5}	Nonattainment	100	0.00	-23.40	-4321.96	-4458.55	-3624.06	-4451.31	-4483.34	-4570.70	-4530.98	-4633.33
Chico, CA	CO	Maintenance	100	0.00	2.32	-97.25	-98.88	-79.36	-98.59	-98.90	-100.38	-98.90	-100.38
Chico, CA	Ozone	Former Subpart 1	50	0.00	2.32	-97.25	-98.88	-79.36	-98.59	-98.90	-100.38	-98.90	-100.38
Cincinnati-Hamilton, OH-KY-IN	Ozone	Former Subpart 1	50	0.00	26.96	-1129.24	-1148.20	-921.59	-1144.89	-1148.45	-1165.57	-1148.45	-1165.57
Cincinnati-Hamilton, OH-KY-IN	PM _{2.5}	Nonattainment	100	0.00	26.96	-1129.24	-1148.20	-921.59	-1144.89	-1148.45	-1165.57	-1148.45	-1165.57
Clairton & 4 Boroughs, PA	PM ₁₀	Maintenance	100	0.00	0.05	-4.34	-4.44	-3.59	-4.43	-4.45	-4.53	-4.47	-4.56
Clark County, NV	PM ₁₀	Serious	70	0.00	9.93	-415.72	-422.70	-339.27	-421.48	-422.79	-429.09	-422.79	-429.09
Clarksville-Hopkinsville, TN-KY	Ozone	Maintenance	100	0.00	1.77	-74.09	-75.34	-60.47	-75.12	-75.36	-76.48	-75.36	-76.48
Clearfield and Indiana Counties, PA	Ozone	Maintenance	100	0.00	1.27	-53.04	-53.94	-43.29	-53.78	-53.95	-54.75	-53.95	-54.75
Cleveland, OH	CO	Maintenance	100	0.00	6.77	-283.34	-288.10	-231.24	-287.27	-288.16	-292.45	-288.16	-292.45
Cleveland-Akron-Lorain, OH	Ozone	Maintenance	100	0.00	34.87	-1460.27	-1484.79	-1191.75	-1480.51	-1485.12	-1507.25	-1485.12	-1507.25
Cleveland-Akron-Lorain, OH	PM _{2.5}	Nonattainment	100	0.00	34.87	-1460.27	-1484.79	-1191.75	-1480.51	-1485.12	-1507.25	-1485.12	-1507.25
Coachella Valley, CA	PM ₁₀	Serious	70	0.00	4.11	-173.14	-176.06	-141.32	-175.55	-176.10	-178.73	-176.11	-178.74
Colbert County, AL	SO _x	Maintenance	100	0.00	0.43	-18.10	-18.41	-14.77	-18.35	-18.41	-18.68	-18.41	-18.68
Colorado Springs, CO	CO	Maintenance	100	0.00	3.89	-166.44	-169.28	-135.90	-168.80	-169.34	-171.87	-169.37	-171.92
Columbia Falls, MT	PM ₁₀	Moderate	100	0.00	0.04	-1.53	-1.55	-1.25	-1.55	-1.55	-1.58	-1.55	-1.58
Columbia, SC	Ozone	Former Subpart 1	50	0.00	4.52	-189.30	-192.48	-154.49	-191.93	-192.53	-195.40	-192.53	-195.40
Columbus, OH	Ozone	Maintenance	100	0.00	21.93	-918.52	-933.95	-749.62	-931.26	-934.15	-948.08	-934.15	-948.08
Columbus, OH	PM _{2.5}	Nonattainment	100	0.00	21.93	-918.52	-933.95	-749.62	-931.26	-934.15	-948.08	-934.15	-948.08
Conewango Township (Warren County), PA	SO _x	Maintenance	100	0.00	0.00	-1.08	-1.11	-0.90	-1.11	-1.12	-1.14	-1.13	-1.15
Coso Junction, CA	PM ₁₀	Moderate	100	0.00	0.00	-0.10	-0.11	-0.08	-0.11	-0.11	-0.11	-0.11	-0.11
Cuyahoga County, OH	PM ₁₀	Maintenance	100	0.00	12.26	-513.62	-522.25	-419.18	-520.75	-522.36	-530.15	-522.36	-530.15
Cuyahoga County, OH	SO _x	Maintenance	100	0.00	12.26	-513.62	-522.25	-419.18	-520.75	-522.36	-530.15	-522.36	-530.15
Dallas-Fort Worth, TX	Ozone	Moderate	50	0.00	46.69	-1960.33	-1993.32	-1599.95	-1987.57	-1993.77	-2023.51	-1993.81	-2023.57
Dayton-Springfield, OH	Ozone	Maintenance	100	0.00	11.18	-468.08	-475.94	-382.01	-474.57	-476.04	-483.14	-476.04	-483.14
Dayton-Springfield, OH	PM _{2.5}	Nonattainment	100	0.00	11.18	-468.08	-475.94	-382.01	-474.57	-476.04	-483.14	-476.04	-483.14
Denver Metro, CO	PM ₁₀	Maintenance	100	0.00	6.78	-864.57	-886.09	-716.19	-884.15	-888.89	-904.39	-894.11	-911.25
Denver-Boulder, CO	CO	Maintenance	100	0.00	5.91	-828.01	-848.93	-686.36	-847.10	-851.72	-866.67	-856.94	-873.52
Denver-Boulder-Greeley-Fort Collins-Loveland, CO	Ozone	Former Subpart 1	50	0.00	10.92	-1037.77	-1062.21	-857.55	-1059.76	-1065.05	-1083.17	-1070.27	-1090.03
Detroit, MI	CO	Maintenance	100	0.00	-0.79	-498.69	-513.48	-416.70	-512.57	-515.99	-525.74	-520.77	-532.02
Detroit-Ann Arbor, MI	Ozone	Maintenance	100	0.00	50.98	-2692.74	-2744.69	-2207.77	-2737.37	-2747.80	-2790.92	-2752.81	-2797.50
Detroit-Ann Arbor, MI	PM _{2.5}	Nonattainment	100	0.00	50.98	-2692.74	-2744.69	-2207.77	-2737.37	-2747.80	-2790.92	-2752.81	-2797.50
Door County, WI	Ozone	Former Subpart 1	50	0.00	0.25	-10.52	-10.70	-8.59	-10.67	-10.70	-10.86	-10.70	-10.86
Douglas (Cochise County), AZ	PM ₁₀	Moderate	100	0.00	0.45	-18.73	-19.05	-15.29	-18.99	-19.05	-19.34	-19.05	-19.34

Table D2-22 Emission Changes <u>a</u> / (for Cumulative Impacts) by Nonattainment Area with Alternative Standards for HD Vehicles Oxides of Nitrogen (NO _x) 2018													
Nonattainment Area	Pollutant	Status <u>c</u> /	General Conformity Threshold <u>d</u> /	Emissions Changes for Cumulative Impacts (tons/year)									
				Alt. 1	Alt. 2	Alt. 3	Alt. 4	Alt. 6A	Alt. 5	Alt. 6 <u>b</u> /	Alt. 7	Alt. 6B	Alt. 8
				No Action	Engine Only	Class 8 Tractors	Engines & Classes 7-8 Tractors	15% below Preferred Alternative Stringency	Engines, Classes 7-8 Tractors, & Classes 2b-3	Engines, Tractors, & Classes 2b-8	Engines, Tractors, & Trucks, & Trailers	20% above Preferred Alternative Stringency	Accelerated Hybrid Adoption
Douglas (Cochise County), AZ	SO _x	Maintenance	100	0.00	0.45	-18.73	-19.05	-15.29	-18.99	-19.05	-19.34	-19.05	-19.34
Duluth, MN	CO	Maintenance	100	0.00	0.58	-24.31	-24.72	-19.84	-24.65	-24.73	-25.10	-24.73	-25.10
Eagle River, AK	PM ₁₀	Moderate	100	0.00	0.06	-2.39	-2.43	-1.95	-2.42	-2.43	-2.46	-2.43	-2.46
East Chicago, IN	CO	Maintenance	100	0.00	1.43	-61.07	-62.11	-49.86	-61.93	-62.12	-63.05	-62.13	-63.07
East Chicago, IN	PM ₁₀	Maintenance	100	0.00	-80.12	-184.59	-230.42	-215.31	-233.50	-246.37	-263.76	-278.18	-305.57
East Helena Area (Lewis and Clark County), MT	SO _x	Nonattainment	100	0.00	0.01	-0.29	-0.30	-0.24	-0.29	-0.30	-0.30	-0.30	-0.30
El Paso County, TX	PM ₁₀	Moderate	100	0.00	-5.07	-152.68	-159.65	-131.28	-159.58	-161.33	-165.15	-164.61	-169.46
El Paso, TX	CO	Maintenance	100	0.00	0.20	-9.27	-9.44	-7.58	-9.41	-9.44	-9.59	-9.45	-9.60
Erie, PA	Ozone	Maintenance	100	0.00	1.58	-67.59	-68.74	-55.19	-68.55	-68.77	-69.80	-68.78	-69.81
Essex County (Whiteface Mountain), NY	Ozone	Former Subpart 1	50	0.00	0.01	-0.44	-0.45	-0.36	-0.45	-0.45	-0.45	-0.45	-0.45
Eugene-Springfield, OR	CO	Maintenance	100	0.00	3.08	-129.13	-131.30	-105.39	-130.92	-131.33	-133.29	-131.33	-133.29
Eugene-Springfield, OR	PM ₁₀	Moderate	100	0.00	3.08	-129.13	-131.30	-105.39	-130.92	-131.33	-133.29	-131.33	-133.29
Evansville, IN	Ozone	Maintenance	100	0.00	4.06	-170.08	-172.94	-138.80	-172.44	-172.97	-175.55	-172.97	-175.55
Evansville, IN	PM _{2.5}	Nonattainment	100	0.00	4.06	-170.08	-172.94	-138.80	-172.44	-172.97	-175.55	-172.97	-175.55
Fairbanks, AK	CO	Maintenance	100	0.00	0.12	-4.88	-4.96	-3.98	-4.95	-4.96	-5.04	-4.96	-5.04
Fayetteville, NC	Ozone	Former Subpart 1	50	0.00	2.05	-85.92	-87.37	-70.12	-87.11	-87.39	-88.69	-87.39	-88.69
Flathead County; Whitefish and vicinity, MT	PM ₁₀	Moderate	100	0.00	0.05	-2.00	-2.04	-1.63	-2.03	-2.04	-2.07	-2.04	-2.07
Flint, MI	Ozone	Maintenance	100	0.00	3.07	-154.01	-156.91	-126.16	-156.48	-157.05	-159.49	-157.28	-159.80
Follansbee, WV	PM ₁₀	Maintenance	100	0.00	0.01	-0.35	-0.36	-0.29	-0.36	-0.36	-0.36	-0.36	-0.36
Fort Collins, CO	CO	Maintenance	100	0.00	1.18	-49.43	-50.26	-40.34	-50.12	-50.27	-51.02	-50.27	-51.02
Fort Hall Reservation, ID	PM ₁₀	Moderate	100	0.00	0.01	-0.22	-0.22	-0.18	-0.22	-0.22	-0.23	-0.22	-0.23
Fort Wayne, IN	Ozone	Maintenance	100	0.00	2.53	-106.16	-107.95	-86.64	-107.63	-107.97	-109.58	-107.97	-109.58
Franklin County, PA	Ozone	Maintenance	100	0.00	1.04	-43.86	-44.59	-35.79	-44.47	-44.61	-45.27	-44.61	-45.27
Franklin Township (Coshocton County), OH	SO _x	Maintenance	100	0.00	0.01	-0.23	-0.23	-0.18	-0.23	-0.23	-0.23	-0.23	-0.23
Frederick County, VA	Ozone	Former Subpart 1	50	0.00	0.91	-37.93	-38.57	-30.96	-38.46	-38.58	-39.15	-38.58	-39.15
Fredericksburg, VA	Ozone	Maintenance	100	0.00	2.76	-115.41	-117.35	-94.19	-117.01	-117.37	-119.12	-117.37	-119.12
Freehold, NJ	CO	Maintenance	100	0.00	0.11	-4.72	-4.80	-3.85	-4.78	-4.80	-4.87	-4.80	-4.87
Fresno, CA	CO	Maintenance	100	0.00	3.95	-167.19	-170.02	-136.48	-169.53	-170.07	-172.61	-170.08	-172.63
Grand Rapids, MI	Ozone	Maintenance	100	0.00	5.54	-232.07	-235.97	-189.40	-235.29	-236.02	-239.54	-236.02	-239.54
Granite City, Nameoki Townships, IL	PM ₁₀	Maintenance	100	0.00	0.29	-12.36	-12.57	-10.09	-12.53	-12.57	-12.76	-12.57	-12.76
Grant County, NM	SO _x	Maintenance	100	0.00	0.02	-0.82	-0.83	-0.67	-0.83	-0.83	-0.85	-0.83	-0.85
Grants Pass, OR	CO	Maintenance	100	0.00	0.22	-9.31	-9.47	-7.60	-9.44	-9.47	-9.61	-9.47	-9.61
Grants Pass, OR	PM ₁₀	Maintenance	100	0.00	0.22	-9.31	-9.47	-7.60	-9.44	-9.47	-9.61	-9.47	-9.61
Great Falls, MT	CO	Maintenance	100	0.00	0.14	-5.98	-6.08	-4.88	-6.06	-6.08	-6.17	-6.08	-6.17
Greater Connecticut, CT	Ozone	Moderate	50	0.00	11.41	-484.63	-492.85	-395.64	-491.43	-492.99	-500.36	-493.05	-500.44
Greeley, CO	CO	Maintenance	100	0.00	0.84	-35.04	-35.63	-28.60	-35.53	-35.64	-36.17	-35.64	-36.17
Green Bay, WI	SO _x	Maintenance	100	0.00	0.85	-35.63	-36.23	-29.08	-36.12	-36.24	-36.78	-36.24	-36.78
Greene County, IN	Ozone	Maintenance	100	0.00	0.34	-14.16	-14.40	-11.56	-14.36	-14.41	-14.62	-14.41	-14.62
Greene County, PA	Ozone	Maintenance	100	0.00	0.32	-13.43	-13.66	-10.96	-13.62	-13.66	-13.86	-13.66	-13.86
Greensboro-Winston Salem-High Point, NC	Ozone	Marginal	50	0.00	16.96	-711.55	-723.52	-580.73	-721.44	-723.68	-734.48	-723.69	-734.49
Greensboro-Winston salem-High Point, NC	PM _{2.5}	Nonattainment	100	0.00	16.96	-711.55	-723.52	-580.73	-721.44	-723.68	-734.48	-723.69	-734.49
Greenville-Spartanburg-Anderson, SC	Ozone	Former Subpart 1	50	0.00	6.30	-265.41	-269.88	-216.63	-269.11	-269.95	-273.98	-269.96	-274.00
Groveland Township (Tazewell County), IL	SO _x	Maintenance	100	0.00	0.16	-6.59	-6.70	-5.38	-6.68	-6.70	-6.80	-6.70	-6.80

Table D2-22 Emission Changes <u>a/</u> (for Cumulative Impacts) by Nonattainment Area with Alternative Standards for HD Vehicles Oxides of Nitrogen (NO _x) 2018													
Nonattainment Area	Pollutant	Status <u>c/</u>	General Conformity Threshold <u>d/</u>	Emissions Changes for Cumulative Impacts (tons/year)									
				Alt. 1	Alt. 2	Alt. 3	Alt. 4	Alt. 6A	Alt. 5	Alt. 6 <u>b/</u>	Alt. 7	Alt. 6B	Alt. 8
				No Action	Engine Only	Class 8 Tractors	Engines & Classes 7-8 Tractors	15% below Preferred Alternative Stringency	Engines, Classes 7-8 Tractors, & Classes 2b-3	Engines, Tractors, & Classes 2b-8	Engines, Tractors, & Trucks, & Trailers	20% above Preferred Alternative Stringency	Accelerated Hybrid Adoption
Hancock-Knox-Lincoln-Waldo Counties, ME	Ozone	Maintenance	100	0.00	0.80	-33.43	-33.99	-27.28	-33.90	-34.00	-34.51	-34.00	-34.51
Harrisburg-Lebanon-Carlisle, PA	Ozone	Maintenance	100	0.00	11.24	-471.78	-479.72	-385.05	-478.34	-479.83	-486.99	-479.84	-487.00
Harrisburg-Lebanon-Carlisle, PA	PM _{2.5}	Nonattainment	100	0.00	11.24	-471.78	-479.72	-385.05	-478.34	-479.83	-486.99	-479.84	-487.00
Hartford-New Britain-Middletown, CT	CO	Maintenance	100	0.00	7.46	-315.23	-320.56	-257.32	-319.64	-320.64	-325.43	-320.67	-325.46
Hayden (Pinal County), AZ	SO _x	Nonattainment	100	0.00	0.07	-2.79	-2.83	-2.27	-2.82	-2.83	-2.88	-2.83	-2.88
Hayden/Miami, AZ	PM ₁₀	Moderate	100	0.00	0.26	-10.87	-11.05	-8.87	-11.02	-11.05	-11.22	-11.05	-11.22
Haywood and Swain Counties (Great Smoky Mountain NP), NC	Ozone	Maintenance	100	0.00	0.03	-1.44	-1.47	-1.18	-1.46	-1.47	-1.49	-1.47	-1.49
Hazelwood, PA	SO _x	Maintenance	100	0.00	0.23	-11.86	-12.08	-9.72	-12.05	-12.10	-12.29	-12.12	-12.31
Hickory, NC	PM _{2.5}	Nonattainment	100	0.00	1.27	-53.03	-53.92	-43.28	-53.77	-53.93	-54.74	-53.93	-54.74
Hickory-Morgantown-Lenoir, NC	Ozone	Former Subpart 1	50	0.00	2.07	-86.65	-88.10	-70.71	-87.85	-88.12	-89.43	-88.12	-89.43
Hollis Township, IL	SO _x	Maintenance	100	0.00	-0.02	-0.78	-0.81	-0.67	-0.81	-0.82	-0.84	-0.84	-0.86
Houston-Galveston-Brazoria, TX	Ozone	Severe	25	0.00	-173.56	-1934.95	-2078.56	-1747.26	-2082.30	-2120.35	-2187.61	-2203.06	-2296.33
Humphreys County, TN	SO _x	Maintenance	100	0.00	0.02	-0.80	-0.81	-0.65	-0.81	-0.81	-0.82	-0.81	-0.82
Huntington-Ashland, WV-KY-OH	PM _{2.5}	Nonattainment	100	0.00	-42.68	-158.17	-184.32	-164.63	-185.85	-193.10	-203.52	-210.58	-226.50
Huntington-Ashland, WV-KY	Ozone	Maintenance	100	0.00	-43.66	-117.44	-142.91	-131.39	-144.55	-151.68	-161.48	-169.16	-184.46
Huron County, MI	Ozone	Maintenance	100	0.00	0.20	-8.44	-8.58	-6.89	-8.56	-8.59	-8.71	-8.59	-8.71
Imperial County, CA	Ozone	Moderate	50	0.00	1.43	-60.95	-61.98	-49.76	-61.80	-62.00	-62.93	-62.01	-62.94
Imperial Valley, CA	PM ₁₀	Serious	70	0.00	1.40	-59.54	-60.55	-48.61	-60.38	-60.57	-61.48	-60.58	-61.49
Indian Wells, CA	PM ₁₀	Maintenance	100	0.00	0.24	-10.18	-10.35	-8.31	-10.32	-10.36	-10.51	-10.36	-10.51
Indianapolis, IN	CO	Maintenance	100	0.00	24.63	-1031.48	-1048.81	-841.81	-1045.78	-1049.04	-1064.67	-1049.04	-1064.67
Indianapolis, IN	Ozone	Maintenance	100	0.00	24.63	-1031.48	-1048.81	-841.81	-1045.78	-1049.04	-1064.67	-1049.04	-1064.67
Indianapolis, IN	PM _{2.5}	Nonattainment	100	0.00	24.63	-1031.48	-1048.81	-841.81	-1045.78	-1049.04	-1064.67	-1049.04	-1064.67
Jackson County, IN	Ozone	Maintenance	100	0.00	0.56	-23.30	-23.69	-19.02	-23.63	-23.70	-24.05	-23.70	-24.05
Jamestown, NY	Ozone	Former Subpart 1	50	0.00	1.06	-45.70	-46.49	-37.32	-46.35	-46.50	-47.20	-46.51	-47.22
Jefferson County, NY	Ozone	Moderate	50	0.00	0.86	-36.18	-36.79	-29.53	-36.68	-36.79	-37.34	-36.79	-37.34
Jefferson County, OH	PM ₁₀	Maintenance	100	0.00	0.06	-2.38	-2.42	-1.94	-2.41	-2.42	-2.46	-2.42	-2.46
Johnson City-Kingsport-Bristol, TN	Ozone	Former Subpart 1	50	0.00	1.53	-64.11	-65.19	-52.32	-65.00	-65.20	-66.17	-65.20	-66.17
Johnstown, PA	Ozone	Maintenance	100	0.00	1.56	-65.52	-66.62	-53.47	-66.43	-66.64	-67.63	-66.64	-67.63
Johnstown, PA	PM _{2.5}	Nonattainment	100	0.00	1.56	-65.52	-66.62	-53.47	-66.43	-66.64	-67.63	-66.64	-67.63
Juneau, AK	PM ₁₀	Moderate	100	0.00	0.07	-2.94	-2.99	-2.40	-2.98	-2.99	-3.04	-2.99	-3.04
Kalamazoo-Battle Creek, MI	Ozone	Maintenance	100	0.00	3.54	-148.33	-150.82	-121.06	-150.39	-150.86	-153.11	-150.86	-153.11
Kalispell, MT	PM ₁₀	Moderate	100	0.00	0.20	-8.25	-8.38	-6.73	-8.36	-8.39	-8.51	-8.39	-8.51
Kent and Queen Annes Counties, MD	Ozone	Maintenance	100	0.00	0.94	-41.09	-41.80	-33.57	-41.68	-41.82	-42.45	-41.84	-42.47
Kent, WA	PM ₁₀	Maintenance	100	0.00	0.17	-6.95	-7.07	-5.67	-7.05	-7.07	-7.18	-7.07	-7.18
Kern County (Eastern Kern), CA	Ozone	Former Subpart 1	50	0.00	0.59	-24.73	-25.15	-20.18	-25.07	-25.15	-25.53	-25.15	-25.53
Kewaunee County, WI	Ozone	Maintenance	100	0.00	0.17	-7.28	-7.40	-5.94	-7.38	-7.41	-7.52	-7.41	-7.52
King County, WA	PM ₁₀	Maintenance	100	0.00	0.07	-2.91	-2.95	-2.37	-2.95	-2.95	-3.00	-2.95	-3.00
Klamath Falls, OR	CO	Maintenance	100	0.00	0.70	-29.21	-29.70	-23.84	-29.62	-29.71	-30.15	-29.71	-30.15
Klamath Falls, OR	PM ₁₀	Maintenance	100	0.00	0.70	-29.21	-29.70	-23.84	-29.62	-29.71	-30.15	-29.71	-30.15
Knoxville, TN	Ozone	Former Subpart 1	50	0.00	14.27	-597.65	-607.69	-487.75	-605.94	-607.82	-616.88	-607.82	-616.88
Knoxville, TN	PM _{2.5}	Nonattainment	100	0.00	14.27	-597.65	-607.69	-487.75	-605.94	-607.82	-616.88	-607.82	-616.88
La Porte County, IN	SO _x	Maintenance	100	0.00	0.25	-10.40	-10.58	-8.49	-10.55	-10.58	-10.74	-10.58	-10.74
LaGrande, OR	PM ₁₀	Maintenance	100	0.00	0.10	-4.37	-4.44	-3.56	-4.43	-4.44	-4.51	-4.44	-4.51

Table D2-22 Emission Changes <u>a/</u> (for Cumulative Impacts) by Nonattainment Area with Alternative Standards for HD Vehicles Oxides of Nitrogen (NO _x) 2018													
Nonattainment Area	Pollutant	Status <u>c/</u>	General Conformity Threshold <u>d/</u>	Emissions Changes for Cumulative Impacts (tons/year)									
				Alt. 1	Alt. 2	Alt. 3	Alt. 4	Alt. 6A	Alt. 5	Alt. 6 <u>b/</u>	Alt. 7	Alt. 6B	Alt. 8
				No Action	Engine Only	Class 8 Tractors	Engines & Classes 7-8 Tractors	15% below Preferred Alternative Stringency	Engines, Classes 7-8 Tractors, & Classes 2b-3	Engines, Tractors, & Classes 2b-8	Engines, Tractors, & Trucks, & Trailers	20% above Preferred Alternative Stringency	Accelerated Hybrid Adoption
Lake County, IN	SO _x	Maintenance	100	0.00	2.13	-90.91	-92.45	-74.22	-92.19	-92.48	-93.87	-92.50	-93.89
Lake County, OH	SO _x	Maintenance	100	0.00	0.25	-10.52	-10.70	-8.59	-10.67	-10.70	-10.86	-10.70	-10.86
Lake County, OR	PM ₁₀	Maintenance	100	0.00	0.04	-1.81	-1.84	-1.48	-1.83	-1.84	-1.87	-1.84	-1.87
Lake Tahoe North Shore, CA	CO	Maintenance	100	0.00	0.18	-7.68	-7.81	-6.26	-7.78	-7.81	-7.92	-7.81	-7.92
Lake Tahoe South Shore, CA	CO	Maintenance	100	0.00	0.39	-16.24	-16.51	-13.25	-16.47	-16.52	-16.76	-16.52	-16.76
Lake Tahoe, NV	CO	Maintenance	100	0.00	0.14	-5.91	-6.01	-4.82	-5.99	-6.01	-6.10	-6.01	-6.10
Lamar, CO	PM ₁₀	Maintenance	100	0.00	0.06	-2.62	-2.66	-2.14	-2.66	-2.66	-2.70	-2.66	-2.70
Lame Deer, MT	PM ₁₀	Moderate	100	0.00	0.01	-0.43	-0.44	-0.35	-0.44	-0.44	-0.45	-0.44	-0.45
Lancaster, PA	Ozone	Maintenance	100	0.00	6.20	-260.70	-265.09	-212.78	-264.33	-265.16	-269.11	-265.17	-269.12
Lancaster, PA	PM _{2.5}	Nonattainment	100	0.00	6.20	-260.70	-265.09	-212.78	-264.33	-265.16	-269.11	-265.17	-269.12
Lane County, OR	PM ₁₀	Moderate	100	0.00	0.01	-0.45	-0.45	-0.36	-0.45	-0.45	-0.46	-0.45	-0.46
Lansing-East Lansing, MI	Ozone	Maintenance	100	0.00	3.32	-139.08	-141.41	-113.50	-141.00	-141.44	-143.55	-141.44	-143.55
LaPorte, IN	Ozone	Maintenance	100	0.00	0.67	-29.22	-29.73	-23.87	-29.65	-29.74	-30.19	-29.76	-30.21
Las Vegas, NV	CO	Serious	100	0.00	20.02	-838.25	-852.33	-684.11	-849.87	-852.52	-865.23	-852.52	-865.23
Las Vegas, NV	Ozone	Former Subpart 1	50	0.00	20.02	-838.25	-852.33	-684.11	-849.87	-852.52	-865.23	-852.52	-865.23
Lauderdale County, AL	SO _x	Maintenance	100	0.00	0.62	-26.17	-26.61	-21.36	-26.53	-26.62	-27.01	-26.62	-27.01
Laurel Area (Yellowstone County), MT	SO _x	Nonattainment	100	0.00	0.01	-0.51	-0.52	-0.42	-0.52	-0.52	-0.53	-0.52	-0.53
Libby, MT	PM ₁₀	Moderate	100	0.00	0.07	-3.08	-3.13	-2.51	-3.12	-3.13	-3.18	-3.13	-3.18
Libby, MT	PM _{2.5}	Nonattainment	100	0.00	0.07	-3.08	-3.13	-2.51	-3.12	-3.13	-3.18	-3.13	-3.18
Liberty-Clairton, PA	PM _{2.5}	Nonattainment	100	0.00	0.05	-4.34	-4.44	-3.59	-4.43	-4.45	-4.53	-4.47	-4.56
Lima, OH	Ozone	Maintenance	100	0.00	-38.14	-91.11	-113.02	-105.20	-114.48	-120.63	-128.97	-135.80	-148.91
Longmont, CO	CO	Maintenance	100	0.00	0.61	-25.35	-25.78	-20.69	-25.70	-25.78	-26.17	-25.78	-26.17
Lorain County, OH	SO _x	Maintenance	100	0.00	0.32	-13.35	-13.58	-10.90	-13.54	-13.58	-13.78	-13.58	-13.78
Los Angeles South Coast Air Basin, CA	CO	Maintenance	100	0.00	464.92	-21803.46	-22197.79	-17836.74	-22136.27	-22213.10	-22553.26	-22234.06	-22580.82
Los Angeles South Coast Air Basin, CA	NO _x	Maintenance	100	0.00	464.92	-21803.46	-22197.79	-17836.74	-22136.27	-22213.10	-22553.26	-22234.06	-22580.82
Los Angeles South Coast Air Basin, CA	Ozone	Extreme	10	0.00	464.92	-21803.46	-22197.79	-17836.74	-22136.27	-22213.10	-22553.26	-22234.06	-22580.82
Los Angeles South Coast Air Basin, CA	PM ₁₀	Serious	70	0.00	464.92	-21803.46	-22197.79	-17836.74	-22136.27	-22213.10	-22553.26	-22234.06	-22580.82
Los Angeles South Coast Air Basin, CA	PM _{2.5}	Nonattainment	100	0.00	464.92	-21803.46	-22197.79	-17836.74	-22136.27	-22213.10	-22553.26	-22234.06	-22580.82
Los Angeles-San Bernardino Counties (western Mohave), CA	Ozone	Moderate	50	0.00	4.68	-195.97	-199.26	-159.93	-198.69	-199.30	-202.28	-199.30	-202.28
Louisville, KY-IN	Ozone	Maintenance	100	0.00	15.63	-654.44	-665.43	-534.10	-663.51	-665.57	-675.50	-665.57	-675.50
Louisville, KY-IN	PM _{2.5}	Nonattainment	100	0.00	15.63	-654.44	-665.43	-534.10	-663.51	-665.57	-675.50	-665.57	-675.50
Lowell, MA	CO	Maintenance	100	0.00	0.77	-32.26	-32.80	-26.32	-32.70	-32.80	-33.29	-32.80	-33.29
Lucas County, OH	SO _x	Maintenance	100	0.00	2.13	-89.36	-90.86	-72.92	-90.59	-90.88	-92.23	-90.88	-92.23
Lyons Township, IL	PM ₁₀	Maintenance	100	0.00	0.43	-18.59	-18.91	-15.18	-18.86	-18.92	-19.20	-18.92	-19.21
Macon, GA	Ozone	Maintenance	100	0.00	2.99	-125.28	-127.38	-102.24	-127.02	-127.41	-129.31	-127.41	-129.31
Macon, GA	PM _{2.5}	Nonattainment	100	0.00	2.99	-125.28	-127.38	-102.24	-127.02	-127.41	-129.31	-127.41	-129.31
Madison and Page Counties (Shenandoah NP), VA	Ozone	Maintenance	100	0.00	0.02	-0.87	-0.88	-0.71	-0.88	-0.88	-0.89	-0.88	-0.89
Madison, WI	SO _x	Maintenance	100	0.00	1.63	-68.40	-69.55	-55.82	-69.35	-69.56	-70.60	-69.56	-70.60
Mammoth Lake, CA	PM ₁₀	Moderate	100	0.00	0.06	-2.46	-2.50	-2.01	-2.49	-2.50	-2.54	-2.50	-2.54
Manchester, NH	CO	Maintenance	100	0.00	0.56	-23.32	-23.71	-19.03	-23.65	-23.72	-24.07	-23.72	-24.07
Manitowoc County, WI	Ozone	Former Subpart 1	50	0.00	0.72	-30.00	-30.50	-24.48	-30.42	-30.51	-30.97	-30.51	-30.97
Marion County, IN	SO _x	Maintenance	100	0.00	2.23	-93.20	-94.77	-76.06	-94.49	-94.79	-96.20	-94.79	-96.20
Mariposa and Tuolumne Counties (Southern Mountain), CA	Ozone	Former Subpart 1	50	0.00	0.73	-30.52	-31.03	-24.90	-30.94	-31.04	-31.50	-31.04	-31.50

Table D2-22 Emission Changes <u>a/</u> (for Cumulative Impacts) by Nonattainment Area with Alternative Standards for HD Vehicles Oxides of Nitrogen (NO _x) 2018													
Nonattainment Area	Pollutant	Status <u>c/</u>	General Conformity Threshold <u>d/</u>	Emissions Changes for Cumulative Impacts (tons/year)									
				Alt. 1	Alt. 2	Alt. 3	Alt. 4	Alt. 6A	Alt. 5	Alt. 6 <u>b/</u>	Alt. 7	Alt. 6B	Alt. 8
				No Action	Engine Only	Class 8 Tractors	Engines & Classes 7-8 Tractors	15% below Preferred Alternative Stringency	Engines, Classes 7-8 Tractors, & Classes 2b-3	Engines, Tractors, & Classes 2b-8	Engines, Tractors, & Trucks, & Trailers	20% above Preferred Alternative Stringency	Accelerated Hybrid Adoption
Martinsburg, WV-Hagerstown, MD	PM _{2.5}	Nonattainment	100	0.00	2.22	-92.82	-94.38	-75.75	-94.11	-94.40	-95.81	-94.40	-95.81
Mason County, MI	Ozone	Maintenance	100	0.00	0.18	-7.63	-7.76	-6.23	-7.74	-7.76	-7.88	-7.76	-7.88
Medford, OR	CO	Maintenance	100	0.00	0.52	-21.62	-21.99	-17.65	-21.92	-21.99	-22.32	-21.99	-22.32
Medford-Ashland, OR	PM ₁₀	Maintenance	100	0.00	1.23	-51.42	-52.28	-41.96	-52.13	-52.29	-53.07	-52.29	-53.07
Memphis, TN-AR	Ozone	Maintenance	100	0.00	-3.50	-313.17	-323.98	-263.98	-323.53	-326.12	-332.76	-330.25	-338.19
Memphis, TN	CO	Maintenance	100	0.00	-4.08	-288.84	-299.24	-244.13	-298.87	-301.37	-307.65	-305.51	-313.08
Miami (Gila County), AZ	SO _x	Maintenance	100	0.00	0.20	-8.23	-8.36	-6.71	-8.34	-8.37	-8.49	-8.37	-8.49
Millinocket AQCR 109, ME	SO _x	Maintenance	100	0.00	0.03	-1.63	-1.66	-1.34	-1.66	-1.66	-1.69	-1.67	-1.70
Milwaukee, WI	SO _x	Maintenance	100	0.00	3.74	-156.48	-159.10	-127.70	-158.65	-159.14	-161.51	-159.14	-161.51
Milwaukee-Racine, WI	Ozone	Moderate	50	0.00	12.33	-516.21	-524.88	-421.29	-523.37	-524.99	-532.82	-524.99	-532.82
Minneapolis-St Paul, MN	CO	Maintenance	100	0.00	2.46	-1688.91	-1736.42	-1407.31	-1733.09	-1743.92	-1776.06	-1758.17	-1794.79
Minneapolis-St Paul, MN	SO _x	Maintenance	100	0.00	38.92	-1633.69	-1661.18	-1333.35	-1656.39	-1661.56	-1686.34	-1661.59	-1686.39
Missoula, MT	CO	Maintenance	100	0.00	0.76	-34.94	-35.56	-28.57	-35.46	-35.58	-36.12	-35.61	-36.16
Missoula, MT	PM ₁₀	Moderate	100	0.00	0.76	-34.94	-35.56	-28.57	-35.46	-35.58	-36.12	-35.61	-36.16
Modesto, CA	CO	Maintenance	100	0.00	2.02	-84.63	-86.05	-69.07	-85.80	-86.07	-87.35	-86.07	-87.35
Mohave County, AZ	PM ₁₀	Maintenance	100	0.00	0.67	-28.25	-28.73	-23.06	-28.65	-28.74	-29.16	-28.74	-29.16
Mono Basin, CA	PM ₁₀	Moderate	100	0.00	0.01	-0.38	-0.39	-0.31	-0.39	-0.39	-0.40	-0.39	-0.40
Morenci (Greenlee County), AZ	SO _x	Maintenance	100	0.00	0.02	-0.99	-1.00	-0.81	-1.00	-1.00	-1.02	-1.00	-1.02
Morristown, NJ	CO	Maintenance	100	0.00	0.21	-8.96	-9.11	-7.31	-9.08	-9.11	-9.25	-9.11	-9.25
Muhlenberg County, KY	SO _x	Maintenance	100	0.00	0.21	-8.67	-8.82	-7.08	-8.79	-8.82	-8.95	-8.82	-8.95
Muncie, IN	Ozone	Maintenance	100	0.00	0.84	-35.21	-35.80	-28.74	-35.70	-35.81	-36.35	-35.81	-36.35
Murray County (Chattahoochee NF), GA	Ozone	Maintenance	100	0.00	0.03	-1.24	-1.27	-1.02	-1.26	-1.27	-1.28	-1.27	-1.28
Muscatine County, IA	SO _x	Maintenance	100	0.00	0.10	-4.38	-4.45	-3.57	-4.44	-4.45	-4.52	-4.45	-4.52
Muskegon, MI	Ozone	Maintenance	100	0.00	0.90	-37.59	-38.22	-30.68	-38.11	-38.23	-38.80	-38.23	-38.80
Nashua, NH	CO	Maintenance	100	0.00	0.44	-18.53	-18.84	-15.12	-18.78	-18.84	-19.12	-18.84	-19.12
Nashville, TN	Ozone	Former Subpart 1	50	0.00	11.14	-467.86	-475.73	-381.85	-474.36	-475.84	-482.94	-475.85	-482.95
Nevada County (western part), CA	Ozone	Former Subpart 1	50	0.00	0.88	-36.91	-37.53	-30.13	-37.42	-37.54	-38.10	-37.54	-38.10
New Haven County, CT	PM ₁₀	Maintenance	100	0.00	0.92	-38.67	-39.32	-31.56	-39.20	-39.32	-39.91	-39.32	-39.91
New Haven-Meriden-Waterbury, CT	CO	Maintenance	100	0.00	5.52	-232.33	-236.24	-189.63	-235.56	-236.30	-239.83	-236.31	-239.84
New Manchester-Grant Magisterial District (Hancock County), WV	SO _x	Maintenance	100	0.00	0.04	-1.80	-1.83	-1.47	-1.83	-1.83	-1.86	-1.83	-1.86
New York County, NY	PM ₁₀	Moderate	100	0.00	2.94	-137.48	-139.96	-112.46	-139.57	-140.06	-142.20	-140.18	-142.37
New York-N. New Jersey-Long Island, NY-NJ-CT	CO	Maintenance	100	0.00	137.71	-6662.54	-6785.24	-5453.75	-6766.63	-6790.74	-6895.44	-6798.79	-6906.01
New York-N. New Jersey-Long Island, NY-NJ-CT	PM _{2.5}	Nonattainment	100	0.00	128.58	-6676.36	-6804.08	-5472.27	-6785.83	-6811.36	-6917.90	-6822.96	-6933.15
New York-northern New Jersey-Long Island, NY-NJ-CT	Ozone	Moderate	50	0.00	72.85	-4342.43	-4430.95	-3567.51	-4419.54	-4437.71	-4508.86	-4449.31	-4524.12
Nogales, AZ	PM ₁₀	Moderate	100	0.00	0.28	-11.74	-11.93	-9.58	-11.90	-11.94	-12.12	-11.94	-12.12
Norfolk-Virginia Beach-Newport News, VA	Ozone	Maintenance	100	0.00	-13.12	-496.65	-517.62	-424.43	-517.23	-522.43	-534.26	-531.82	-546.62
Ogden, UT	CO	Maintenance	100	0.00	0.99	-41.47	-42.17	-33.85	-42.05	-42.18	-42.81	-42.18	-42.81
Ogden, UT	PM ₁₀	Moderate	100	0.00	0.99	-41.47	-42.17	-33.85	-42.05	-42.18	-42.81	-42.18	-42.81
Oglesby, IL	PM ₁₀	Maintenance	100	0.00	0.02	-0.75	-0.76	-0.61	-0.76	-0.76	-0.77	-0.76	-0.77
Olmsted County, MN	PM ₁₀	Maintenance	100	0.00	0.15	-6.44	-6.55	-5.26	-6.53	-6.55	-6.65	-6.55	-6.65
Olympia, Tumwater, Lacey, WA	PM ₁₀	Maintenance	100	0.00	0.72	-30.16	-30.67	-24.62	-30.58	-30.68	-31.13	-30.68	-31.13
Owens Valley, CA	PM ₁₀	Serious	70	0.00	-0.01	-1.11	-1.15	-0.94	-1.15	-1.16	-1.18	-1.17	-1.20
Pagosa Springs, CO	PM ₁₀	Maintenance	100	0.00	0.00	-0.04	-0.04	-0.03	-0.04	-0.04	-0.04	-0.04	-0.04

Table D2-22 Emission Changes <u>a/</u> (for Cumulative Impacts) by Nonattainment Area with Alternative Standards for HD Vehicles Oxides of Nitrogen (NO _x) 2018													
Nonattainment Area	Pollutant	Status <u>c/</u>	General Conformity Threshold <u>d/</u>	Emissions Changes for Cumulative Impacts (tons/year)									
				Alt. 1	Alt. 2	Alt. 3	Alt. 4	Alt. 6A	Alt. 5	Alt. 6 <u>b/</u>	Alt. 7	Alt. 6B	Alt. 8
				No Action	Engine Only	Class 8 Tractors	Engines & Classes 7-8 Tractors	15% below Preferred Alternative Stringency	Engines, Classes 7-8 Tractors, & Classes 2b-3	Engines, Tractors, & Classes 2b-8	Engines, Tractors, & Trucks, & Trailers	20% above Preferred Alternative Stringency	Accelerated Hybrid Adoption
Parkersburg-Marietta, WV-OH	Ozone	Maintenance	100	0.00	2.06	-86.26	-87.71	-70.40	-87.46	-87.73	-89.04	-87.73	-89.04
Parkersburg-Marietta, WV-OH	PM _{2.5}	Nonattainment	100	0.00	2.06	-86.26	-87.71	-70.40	-87.46	-87.73	-89.04	-87.73	-89.04
Payson, AZ	PM ₁₀	Maintenance	100	0.00	0.13	-5.54	-5.63	-4.52	-5.62	-5.63	-5.72	-5.63	-5.72
Penns Grove, NJ	CO	Maintenance	100	0.00	0.00	-0.14	-0.14	-0.11	-0.14	-0.14	-0.14	-0.14	-0.14
Peoria, IL	SO _x	Maintenance	100	0.00	0.67	-29.79	-30.31	-24.34	-30.23	-30.33	-30.78	-30.34	-30.80
Perth Amboy, NJ	CO	Maintenance	100	0.00	-8.66	-35.18	-40.58	-35.98	-40.88	-42.37	-44.54	-45.95	-49.24
Philadelphia-Camden County, PA-NJ	CO	Maintenance	100	0.00	2.70	-117.86	-119.89	-96.27	-119.55	-119.94	-121.75	-119.99	-121.81
Phildelphia-Wilmington, PA-NY-DE	PM _{2.5}	Nonattainment	100	0.00	-47.20	-1420.69	-1485.57	-1221.51	-1484.88	-1501.15	-1536.69	-1531.68	-1576.82
Phildelphia-Wilmington-Atlantic City, PA-NY-MD-DE	Ozone	Moderate	50	0.00	-32.82	-2026.84	-2101.94	-1716.26	-2099.48	-2117.67	-2162.42	-2148.24	-2202.59
Phoenix, AZ	CO	Maintenance	100	0.00	60.56	-2538.24	-2580.89	-2071.52	-2573.45	-2581.46	-2619.94	-2581.47	-2619.96
Phoenix, AZ	PM ₁₀	Serious	70	0.00	60.56	-2538.24	-2580.89	-2071.52	-2573.45	-2581.46	-2619.94	-2581.47	-2619.96
Phoenix-Mesa, AZ	Ozone	Former Subpart 1	50	0.00	30.86	-1294.15	-1315.91	-1056.21	-1312.12	-1316.20	-1335.83	-1316.22	-1335.85
Pierce County, WA	PM ₁₀	Maintenance	100	0.00	0.08	-3.23	-3.28	-2.64	-3.27	-3.28	-3.33	-3.28	-3.33
Pinehurst, ID	PM ₁₀	Moderate	100	0.00	0.01	-0.41	-0.42	-0.34	-0.42	-0.42	-0.42	-0.42	-0.42
Pittsburgh, PA	CO	Maintenance	100	0.00	0.10	-6.44	-6.57	-5.29	-6.55	-6.58	-6.69	-6.60	-6.71
Pittsburgh-Beaver Valley, PA	Ozone	Former Subpart 1	50	0.00	27.04	-1134.62	-1153.70	-926.02	-1150.38	-1153.97	-1171.18	-1153.99	-1171.20
Pittsburgh-Beaver Valley, PA	PM _{2.5}	Nonattainment	100	0.00	27.04	-1134.62	-1153.70	-926.02	-1150.38	-1153.97	-1171.18	-1153.99	-1171.20
Polk County, TN	SO _x	Maintenance	100	0.00	0.15	-6.18	-6.28	-5.04	-6.26	-6.28	-6.38	-6.28	-6.38
Polson, MT	PM ₁₀	Moderate	100	0.00	0.02	-0.80	-0.82	-0.66	-0.82	-0.82	-0.83	-0.82	-0.83
Portland, ME	Ozone	Maintenance	100	0.00	3.82	-163.37	-166.16	-133.40	-165.68	-166.21	-168.70	-166.24	-168.74
Portland, OR	CO	Maintenance	100	0.00	7.96	-339.33	-345.11	-277.05	-344.12	-345.21	-350.38	-345.26	-350.45
Portneuf Valley, ID	PM ₁₀	Maintenance	100	0.00	0.31	-12.96	-13.18	-10.58	-13.14	-13.18	-13.38	-13.18	-13.38
Poughkeepsie, NY	Ozone	Moderate	50	0.00	9.12	-382.08	-388.50	-311.82	-387.38	-388.59	-394.38	-388.59	-394.38
Presque Isle, ME	PM ₁₀	Maintenance	100	0.00	0.07	-2.76	-2.80	-2.25	-2.80	-2.81	-2.85	-2.81	-2.85
Providence (entire State), RI	Ozone	Moderate	50	0.00	6.68	-283.98	-288.80	-231.84	-287.97	-288.88	-293.21	-288.92	-293.26
Provo, UT	CO	Maintenance	100	0.00	1.08	-45.15	-45.91	-36.85	-45.78	-45.92	-46.60	-45.92	-46.60
Raleigh-Durham, NC	CO	Maintenance	100	0.00	8.78	-368.33	-374.52	-300.61	-373.44	-374.61	-380.19	-374.61	-380.20
Raleigh-Durham-Chapel Hill, NC	Ozone	Maintenance	100	0.00	11.99	-502.99	-511.45	-410.51	-509.98	-511.56	-519.19	-511.57	-519.20
Ramsey County, MN	PM ₁₀	Maintenance	100	0.00	-0.08	-0.73	-0.78	-0.66	-0.79	-0.80	-0.83	-0.84	-0.88
Reading, PA	Ozone	Maintenance	100	0.00	4.62	-195.09	-198.38	-159.24	-197.81	-198.43	-201.40	-198.45	-201.42
Reading, PA	PM _{2.5}	Nonattainment	100	0.00	4.62	-195.09	-198.38	-159.24	-197.81	-198.43	-201.40	-198.45	-201.42
Reno, NV	CO	Maintenance	100	0.00	1.70	-71.13	-72.33	-58.05	-72.12	-72.34	-73.42	-72.34	-73.42
Rhineland (Oneida County), WI	SO _x	Maintenance	100	0.00	0.01	-0.26	-0.26	-0.21	-0.26	-0.26	-0.26	-0.26	-0.26
Richmond-Petersburg, VA	Ozone	Maintenance	100	0.00	8.47	-357.42	-363.46	-291.75	-362.41	-363.55	-368.98	-363.57	-369.01
Rillito, AZ	PM ₁₀	Moderate	100	0.00	0.32	-13.24	-13.46	-10.80	-13.42	-13.46	-13.66	-13.46	-13.66
Riverside County (Coachella Valley), CA	Ozone	Severe	25	0.00	4.11	-173.14	-176.06	-141.32	-175.55	-176.10	-178.73	-176.11	-178.74
Roanoke, VA	Ozone	Former Subpart 1	50	0.00	1.85	-77.51	-78.81	-63.25	-78.58	-78.82	-80.00	-78.82	-80.00
Rochester (Olmsted County), MN	SO _x	Maintenance	100	0.00	0.55	-23.13	-23.52	-18.88	-23.45	-23.52	-23.88	-23.52	-23.88
Rochester, NY	Ozone	Former Subpart 1	50	0.00	9.35	-391.39	-397.96	-319.42	-396.81	-398.05	-403.98	-398.05	-403.98
Rocky Mount, NC	Ozone	Maintenance	100	0.00	1.31	-55.02	-55.94	-44.90	-55.78	-55.95	-56.79	-55.95	-56.79
Rome, GA	PM _{2.5}	Nonattainment	100	0.00	0.84	-35.27	-35.86	-28.78	-35.76	-35.87	-36.40	-35.87	-36.40
Ronan, MT	PM ₁₀	Moderate	100	0.00	0.01	-0.32	-0.32	-0.26	-0.32	-0.32	-0.33	-0.32	-0.33
Rothschild, Rib Mountain, Weston (Marathon County), WI	SO _x	Maintenance	100	0.00	0.02	-0.76	-0.77	-0.62	-0.77	-0.77	-0.78	-0.77	-0.78

Table D2-22 Emission Changes <u>a/</u> (for Cumulative Impacts) by Nonattainment Area with Alternative Standards for HD Vehicles Oxides of Nitrogen (NO _x) 2018													
Nonattainment Area	Pollutant	Status <u>c/</u>	General Conformity Threshold <u>d/</u>	Emissions Changes for Cumulative Impacts (tons/year)									
				Alt. 1	Alt. 2	Alt. 3	Alt. 4	Alt. 6A	Alt. 5	Alt. 6 <u>b/</u>	Alt. 7	Alt. 6B	Alt. 8
				No Action	Engine Only	Class 8 Tractors	Engines & Classes 7-8 Tractors	15% below Preferred Alternative Stringency	Engines, Classes 7-8 Tractors, & Classes 2b-3	Engines, Tractors, & Classes 2b-8	Engines, Tractors, & Trucks, & Trailers	20% above Preferred Alternative Stringency	Accelerated Hybrid Adoption
Sacramento County, CA	PM ₁₀	Moderate	100	0.00	9.72	-409.50	-416.41	-334.24	-415.21	-416.51	-422.73	-416.53	-422.76
Sacramento Metro, CA	Ozone	Severe	25	0.00	17.33	-728.16	-740.42	-594.31	-738.29	-740.59	-751.64	-740.61	-751.67
Sacramento, CA	CO	Maintenance	100	0.00	10.80	-454.93	-462.60	-371.32	-461.27	-462.71	-469.62	-462.74	-469.65
Salem, OR	CO	Maintenance	100	0.00	0.92	-38.68	-39.33	-31.57	-39.22	-39.34	-39.93	-39.34	-39.93
Salt Lake City, UT	CO	Maintenance	100	0.00	-2.91	-67.47	-70.89	-58.52	-70.88	-71.76	-73.56	-73.46	-75.80
Salt Lake County, UT	PM ₁₀	Moderate	100	0.00	9.78	-599.23	-611.58	-492.50	-610.01	-612.56	-622.43	-614.26	-624.67
Salt Lake County, UT	SO _x	Nonattainment	100	0.00	14.15	-592.61	-602.56	-483.64	-600.83	-602.70	-611.68	-602.70	-611.68
San Antonio, TX	Ozone	Former Subpart 1	50	0.00	12.43	-531.78	-540.85	-434.20	-539.30	-541.02	-549.12	-541.12	-549.26
San Bernardino County, CA	PM ₁₀	Moderate	100	0.00	2.92	-122.16	-124.21	-99.70	-123.85	-124.24	-126.09	-124.24	-126.09
San Diego, CA	CO	Maintenance	100	0.00	54.96	-2302.69	-2341.38	-1879.28	-2334.63	-2341.89	-2376.80	-2341.90	-2376.82
San Diego, CA	Ozone	Former Subpart 1	50	0.00	54.96	-2302.69	-2341.38	-1879.28	-2334.63	-2341.89	-2376.80	-2341.90	-2376.82
San Francisco Bay Area, CA	Ozone	Marginal	50	0.00	-68.62	-1978.12	-2069.91	-1703.00	-2069.08	-2092.16	-2142.14	-2135.75	-2199.45
San Francisco-Oakland-San Jose, CA	CO	Maintenance	100	0.00	-62.71	-2223.02	-2318.90	-1902.82	-2317.34	-2341.18	-2394.86	-2384.76	-2452.15
San Joaquin Valley, CA	Ozone	Extreme	10	0.00	87.47	-3762.34	-3826.73	-3072.32	-3815.80	-3828.01	-3885.45	-3828.90	-3886.62
San Joaquin Valley, CA	PM ₁₀	Maintenance	100	0.00	87.47	-3762.34	-3826.73	-3072.32	-3815.80	-3828.01	-3885.45	-3828.90	-3886.62
San Joaquin Valley, CA	PM _{2.5}	Nonattainment	100	0.00	87.47	-3762.34	-3826.73	-3072.32	-3815.80	-3828.01	-3885.45	-3828.90	-3886.62
San Manuel (Pinal County), AZ	SO _x	Maintenance	100	0.00	0.22	-9.26	-9.42	-7.56	-9.39	-9.42	-9.56	-9.42	-9.56
Sanders County (part);Thompson Falls and vicinity, MT	PM ₁₀	Moderate	100	0.00	0.00	-0.20	-0.21	-0.17	-0.21	-0.21	-0.21	-0.21	-0.21
Scranton-Wilkes Barre, PA	Ozone	Maintenance	100	0.00	4.67	-195.69	-198.98	-159.71	-198.41	-199.02	-201.99	-199.02	-201.99
Seattle-Tacoma, WA	CO	Maintenance	100	0.00	20.35	-852.13	-866.44	-695.44	-863.95	-866.63	-879.55	-866.63	-879.55
Sheboygan, WI	Ozone	Moderate	50	0.00	0.82	-34.21	-34.78	-27.92	-34.68	-34.79	-35.31	-34.79	-35.31
Sheridan, WY	PM ₁₀	Moderate	100	0.00	0.15	-6.47	-6.58	-5.28	-6.56	-6.58	-6.68	-6.58	-6.68
Shoshone County, ID	PM ₁₀	Moderate	100	0.00	0.00	-0.01	-0.01	-0.01	-0.01	-0.01	-0.01	-0.01	-0.01
Somerville, NJ	CO	Maintenance	100	0.00	0.12	-5.01	-5.10	-4.09	-5.08	-5.10	-5.17	-5.10	-5.17
South Bend-Elkhart, IN	Ozone	Maintenance	100	0.00	3.12	-132.17	-134.41	-107.89	-134.02	-134.44	-136.45	-134.45	-136.47
Southeast Chicago, IL	PM ₁₀	Maintenance	100	0.00	1.26	-54.61	-55.55	-44.60	-55.39	-55.57	-56.40	-55.58	-56.42
Spokane County, WA	PM ₁₀	Maintenance	100	0.00	2.03	-84.92	-86.35	-69.30	-86.10	-86.36	-87.65	-86.36	-87.65
Spokane, WA	CO	Maintenance	100	0.00	2.01	-84.09	-85.50	-68.63	-85.26	-85.52	-86.80	-85.52	-86.80
Springfield (western MA), MA	Ozone	Moderate	50	0.00	6.14	-261.16	-265.59	-213.21	-264.83	-265.67	-269.65	-265.71	-269.69
Springfield, MA	CO	Maintenance	100	0.00	0.95	-41.33	-42.05	-33.76	-41.93	-42.07	-42.70	-42.08	-42.72
St Louis, MO	CO	Maintenance	100	0.00	6.68	-279.88	-284.58	-228.42	-283.76	-284.64	-288.89	-284.65	-288.89
St Louis, MO-IL	Ozone	Moderate	50	0.00	-42.01	-972.13	-1021.44	-843.27	-1021.38	-1033.93	-1059.92	-1058.47	-1092.18
St. Louis, MO-IL	PM _{2.5}	Nonattainment	100	0.00	-42.14	-966.37	-1015.58	-838.56	-1015.54	-1028.07	-1053.97	-1052.61	-1086.23
State College, PA	Ozone	Maintenance	100	0.00	1.16	-48.60	-49.42	-39.67	-49.28	-49.43	-50.17	-49.43	-50.17
Steamboat Springs, CO	PM ₁₀	Maintenance	100	0.00	0.12	-4.93	-5.02	-4.03	-5.00	-5.02	-5.09	-5.02	-5.09
Steubenville & Mingo Juction, OH	SO _x	Maintenance	100	0.00	0.31	-12.89	-13.10	-10.52	-13.07	-13.11	-13.30	-13.11	-13.30
Steubenville-Weirton, OH-WV	Ozone	Maintenance	100	0.00	-0.91	-61.47	-63.70	-51.98	-63.62	-64.16	-65.50	-65.05	-66.67
Steubenville-Weirton, OH-WV	PM _{2.5}	Nonattainment	100	0.00	-0.91	-61.47	-63.70	-51.98	-63.62	-64.16	-65.50	-65.05	-66.67
Stockton, CA	CO	Maintenance	100	0.00	3.04	-127.12	-129.26	-103.75	-128.89	-129.29	-131.21	-129.29	-131.21
Sutter County (Sutter Buttes), CA	Ozone	Former Subpart 1	50	0.00	0.00	0.00	0.00	0.00	0.00	0.00	0.00	0.00	0.00
Syracuse, NY	CO	Maintenance	100	0.00	3.63	-152.00	-154.56	-124.05	-154.11	-154.59	-156.89	-154.59	-156.89
Telluride, CO	PM ₁₀	Maintenance	100	0.00	0.01	-0.37	-0.38	-0.30	-0.37	-0.38	-0.38	-0.38	-0.38
Terre Haute, IN	Ozone	Maintenance	100	0.00	0.95	-39.84	-40.51	-32.52	-40.40	-40.52	-41.13	-40.52	-41.13

Nonattainment Area	Pollutant	Status ^{c/}	General Conformity Threshold ^{d/}	Emissions Changes for Cumulative Impacts (tons/year)									
				Alt. 1	Alt. 2	Alt. 3	Alt. 4	Alt. 6A	Alt. 5	Alt. 6 ^{b/}	Alt. 7	Alt. 6B	Alt. 8
				No Action	Engine Only	Class 8 Tractors	Engines & Classes 7-8 Tractors	15% below Preferred Alternative Stringency	Engines, Classes 7-8 Tractors, & Classes 2b-3	Engines, Tractors, & Classes 2b-8	Engines, Tractors, & Trailers	20% above Preferred Alternative Stringency	Accelerated Hybrid Adoption
Tioga County, PA	Ozone	Maintenance	100	0.00	0.40	-16.88	-17.16	-13.77	-17.11	-17.16	-17.42	-17.16	-17.42
Toledo, OH	Ozone	Maintenance	100	0.00	-33.65	-219.51	-242.86	-208.90	-243.89	-250.23	-260.27	-264.87	-279.51
Toms River, NJ	CO	Maintenance	100	0.00	0.66	-27.62	-28.08	-22.54	-28.00	-28.09	-28.51	-28.09	-28.51
Tooele County, UT	SO _x	Nonattainment	100	0.00	0.69	-28.99	-29.48	-23.66	-29.39	-29.49	-29.93	-29.49	-29.93
Trenton, NJ	CO	Maintenance	100	0.00	0.61	-25.55	-25.98	-20.85	-25.91	-25.99	-26.37	-25.99	-26.37
Trona, CA	PM ₁₀	Moderate	100	0.00	0.02	-0.86	-0.88	-0.70	-0.87	-0.88	-0.89	-0.88	-0.89
Tucson, AZ	CO	Maintenance	100	0.00	6.71	-281.06	-285.78	-229.38	-284.96	-285.84	-290.11	-285.84	-290.11
Utah County, UT	PM ₁₀	Moderate	100	0.00	3.27	-137.10	-139.40	-111.89	-139.00	-139.43	-141.51	-139.43	-141.51
Vancouver, WA	CO	Maintenance	100	0.00	2.06	-86.39	-87.84	-70.50	-87.59	-87.86	-89.17	-87.86	-89.17
Ventura County, CA	Ozone	Serious	50	0.00	5.43	-232.04	-235.99	-189.45	-235.31	-236.06	-239.60	-236.10	-239.65
Vermillion County, IN	PM ₁₀	Maintenance	100	0.00	0.05	-2.16	-2.20	-1.77	-2.19	-2.20	-2.23	-2.20	-2.23
Vigo County, IN	SO _x	Maintenance	100	0.00	0.95	-39.84	-40.51	-32.52	-40.40	-40.52	-41.13	-40.52	-41.13
Wallula, WA	PM ₁₀	Maintenance	100	0.00	0.00	0.00	0.00	0.00	0.00	0.00	0.00	0.00	0.00
Waltham, MA	CO	Maintenance	100	0.00	0.39	-16.53	-16.81	-13.49	-16.76	-16.82	-17.07	-16.82	-17.07
Warren County, NJ	SO _x	Maintenance	100	0.00	0.25	-10.37	-10.54	-8.46	-10.51	-10.55	-10.70	-10.55	-10.70
Warren County, PA	SO _x	Nonattainment	100	0.00	0.07	-4.35	-4.44	-3.58	-4.43	-4.45	-4.52	-4.46	-4.53
Washington County (Hagerstown), MD	Ozone	Former Subpart 1	50	0.00	1.49	-62.38	-63.43	-50.91	-63.25	-63.45	-64.39	-63.45	-64.39
Washington, DC-MD-VA	CO	Maintenance	100	0.00	83.32	-3489.38	-3547.98	-2847.73	-3537.75	-3548.75	-3601.65	-3548.75	-3601.65
Washington, DC-MD-VA	Ozone	Moderate	50	0.00	83.32	-3489.38	-3547.98	-2847.74	-3537.75	-3548.75	-3601.66	-3548.76	-3601.66
Washington, DC-MD-VA	PM _{2.5}	Nonattainment	100	0.00	83.32	-3489.38	-3547.98	-2847.74	-3537.75	-3548.75	-3601.66	-3548.76	-3601.66
Washoe County, NV	PM ₁₀	Serious	70	0.00	1.70	-71.13	-72.33	-58.05	-72.12	-72.34	-73.42	-72.34	-73.42
Waterford Township (Washington County), OH	SO _x	Maintenance	100	0.00	0.03	-1.21	-1.23	-0.99	-1.23	-1.23	-1.25	-1.23	-1.25
Wayne County, IN	SO _x	Maintenance	100	0.00	0.52	-21.82	-22.18	-17.81	-22.12	-22.19	-22.52	-22.19	-22.52
Wayne County, MI	PM ₁₀	Maintenance	100	0.00	-11.77	-38.92	-46.00	-41.48	-46.43	-48.40	-51.18	-53.18	-57.46
Weirton, WV	PM ₁₀	Maintenance	100	0.00	0.17	-6.92	-7.03	-5.64	-7.01	-7.03	-7.14	-7.03	-7.14
Weirton, WV	SO _x	Maintenance	100	0.00	0.17	-6.92	-7.03	-5.64	-7.01	-7.03	-7.14	-7.03	-7.14
Wheeling, WV-OH	Ozone	Maintenance	100	0.00	2.17	-90.73	-92.25	-74.04	-91.99	-92.27	-93.65	-92.27	-93.65
Wheeling, WV-OH	PM _{2.5}	Nonattainment	100	0.00	2.17	-90.73	-92.25	-74.04	-91.99	-92.27	-93.65	-92.27	-93.65
Winston-Salem, NC	CO	Maintenance	100	0.00	2.82	-119.17	-121.19	-97.28	-120.84	-121.22	-123.03	-121.23	-123.04
Worcester, MA	CO	Maintenance	100	0.00	1.47	-61.54	-62.57	-50.22	-62.39	-62.59	-63.52	-62.59	-63.52
Yakima County, WA	PM ₁₀	Maintenance	100	0.00	0.64	-26.90	-27.35	-21.95	-27.27	-27.36	-27.76	-27.36	-27.76
Yakima, WA	CO	Maintenance	100	0.00	0.25	-10.50	-10.67	-8.57	-10.64	-10.68	-10.84	-10.68	-10.84
York, PA	Ozone	Maintenance	100	0.00	5.40	-227.12	-230.95	-185.38	-230.29	-231.01	-234.45	-231.02	-234.47
York, PA	PM _{2.5}	Nonattainment	100	0.00	5.40	-227.12	-230.95	-185.38	-230.29	-231.01	-234.45	-231.02	-234.47
Youngstown-Warren-Sharon, OH-PA	Ozone	Maintenance	100	0.00	4.59	-192.16	-195.39	-156.82	-194.82	-195.43	-198.34	-195.43	-198.34
Yuma, AZ	PM ₁₀	Moderate	100	0.00	1.24	-51.93	-52.80	-42.38	-52.65	-52.81	-53.60	-52.81	-53.60

^{a/} Negative emissions changes indicate reductions; positive emissions changes are increases. Values of less than 0.005 tons/year are rounded to zero.

^{b/} Preferred Alternative

^{c/} Pollutants for which the area is designated nonattainment or maintenance as of 2010. Source: 40 CFR 81.

^{d/} Emissions thresholds in tons/year of: CO in CO maintenance and nonattainment areas; VOC or NO_x in ozone maintenance and nonattainment areas; primary PM_{2.5} in PM_{2.5} maintenance and nonattainment areas; primary PM₁₀ in PM₁₀ maintenance and nonattainment areas; and SO₂ in SO₂ maintenance and nonattainment areas. Source: 40 CFR § 93.153. These thresholds are provided for information only; a general conformity determination is not required for the proposed actions. (See section 3.3.1.)

Source: EPA (U.S. Environmental Protection Agency). 2010. The Green Book Nonattainment Areas. Washington, District of Columbia. Last Revised: June 16, 2010. U.S. Environmental Protection Agency. Available: <http://www.epa.gov/oaqps001/greenbk/>. Accessed: August 6, 2010.

Table D2-23 Emission Changes <u>a/</u> (for Cumulative Impacts) by Nonattainment Area with Alternative Standards for HD Vehicles Oxides of Nitrogen (NO _x) 2030														
Nonattainment Area	Pollutant	Status <u>c/</u>	General Conformity Threshold <u>d/</u>	Emissions Changes for Cumulative Impacts (tons/year)										
				Alt. 1	Alt. 2	Alt. 3	Alt. 4	Alt. 6A	Alt. 5	Alt. 6 <u>b/</u>	Alt. 7	Alt. 6B	Alt. 8	
				No Action	Engine Only	Class 8 Tractors	Engines & Classes 7–8 Tractors	15% below Preferred Alternative Stringency	Engines, Classes 7–8 Tractors, & Classes 2b–3	Engines, Tractors, & Classes 2b–8	Engines, Tractors, Trucks, & Trailers	20% above Preferred Alternative Stringency	Accelerated Hybrid Adoption	
Addison Township (Gallia County), OH	SO _x	Maintenance	100	0.00	0.06	-1.75	-1.76	-1.41	-1.76	-1.76	-1.76	-1.79	-1.76	-1.78
Ajo (Pima County), AZ	PM ₁₀	Moderate	100	0.00	0.14	-3.93	-3.97	-3.18	-3.95	-3.97	-4.03	-3.96	-3.99	
Ajo (Pima County), AZ	SO _x	Maintenance	100	0.00	0.07	-4.02	-4.09	-3.30	-4.08	-4.11	-4.18	-4.12	-4.20	
Albany-Schenectady-Troy, NY	Ozone	Former Subpart 1	50	0.00	16.85	-471.09	-475.22	-380.63	-473.56	-475.27	-483.01	-474.34	-478.64	
Albuquerque, NM	CO	Maintenance	100	0.00	13.45	-374.97	-378.24	-302.94	-376.91	-378.27	-384.43	-377.52	-380.91	
Allegan County, MI	Ozone	Former Subpart 1	50	0.00	5.34	-148.87	-150.16	-120.27	-149.64	-150.18	-152.62	-149.87	-151.22	
Allentown-Bethlehem-Easton, PA	Ozone	Maintenance	100	0.00	14.00	-391.32	-394.75	-316.18	-393.37	-394.80	-401.22	-394.02	-397.59	
Altoona, PA	Ozone	Maintenance	100	0.00	2.29	-63.72	-64.28	-51.48	-64.05	-64.29	-65.33	-64.16	-64.73	
Amador and Calveras Counties (Central Mountain), CA	Ozone	Former Subpart 1	50	0.00	2.69	-74.94	-75.60	-60.54	-75.33	-75.60	-76.83	-75.45	-76.13	
Anchorage, AK	CO	Maintenance	100	0.00	1.86	-51.75	-52.20	-41.81	-52.01	-52.20	-53.05	-52.10	-52.57	
Anthony, NM	PM ₁₀	Moderate	100	0.00	0.14	-5.06	-5.13	-4.12	-5.11	-5.14	-5.22	-5.14	-5.21	
Armstrong County, PA	SO _x	Nonattainment	100	0.00	0.10	-2.76	-2.78	-2.23	-2.77	-2.78	-2.83	-2.78	-2.80	
Aspen, CO	PM ₁₀	Maintenance	100	0.00	0.18	-5.12	-5.16	-4.13	-5.14	-5.16	-5.25	-5.15	-5.20	
Atlanta, GA	Ozone	Moderate	50	0.00	345.92	-9642.52	-9726.60	-7790.12	-9692.42	-9727.43	-9885.73	-9707.96	-9795.43	
Atlanta, GA	PM _{2.5}	Nonattainment	100	0.00	345.92	-9642.52	-9726.60	-7790.12	-9692.42	-9727.43	-9885.73	-9707.96	-9795.43	
Atlantic City, NJ	CO	Maintenance	100	0.00	0.35	-9.83	-9.91	-7.94	-9.88	-9.91	-10.07	-9.89	-9.98	
Bakersfield, CA	CO	Maintenance	100	0.00	5.57	-266.90	-271.23	-218.73	-270.75	-272.25	-277.03	-273.01	-277.55	
Baltimore, MD	CO	Maintenance	100	0.00	70.94	-1981.08	-1998.42	-1600.60	-1991.42	-1998.62	-2031.16	-1994.67	-2012.71	
Baltimore, MD	Ozone	Moderate	50	0.00	70.92	-1981.11	-1998.46	-1600.64	-1991.46	-1998.67	-2031.21	-1994.72	-2012.77	
Baltimore, MD	PM _{2.5}	Nonattainment	100	0.00	70.92	-1981.11	-1998.46	-1600.64	-1991.46	-1998.67	-2031.21	-1994.72	-2012.77	
Baton Rouge, LA	Ozone	Moderate	50	0.00	-95.08	-644.30	-709.00	-612.22	-720.56	-738.46	-760.79	-775.66	-844.13	
Beaumont-Port Arthur, TX	Ozone	Moderate	50	0.00	-109.74	-464.33	-531.56	-473.20	-544.73	-563.05	-583.25	-603.29	-674.48	
Benton County, TN	SO _x	Maintenance	100	0.00	0.08	-2.35	-2.37	-1.90	-2.36	-2.37	-2.41	-2.37	-2.39	
Benton Harbor, MI	Ozone	Maintenance	100	0.00	6.16	-173.33	-174.87	-140.07	-174.26	-174.90	-177.75	-174.56	-176.16	
Benzie County, MI	Ozone	Maintenance	100	0.00	0.86	-23.91	-24.12	-19.32	-24.03	-24.12	-24.51	-24.07	-24.29	
Berkeley and Jefferson Counties, WV	Ozone	Maintenance	100	0.00	5.45	-151.97	-153.30	-122.78	-152.76	-153.31	-155.80	-153.00	-154.38	
Billings, MT	CO	Maintenance	100	0.00	-35.81	-98.05	-118.56	-109.73	-122.83	-128.36	-133.88	-140.97	-162.70	
Birmingham, AL	Ozone	Maintenance	100	0.00	39.64	-1167.20	-1178.49	-944.70	-1174.62	-1179.15	-1198.53	-1177.52	-1189.29	
Birmingham, AL	PM _{2.5}	Nonattainment	100	0.00	39.64	-1167.20	-1178.49	-944.70	-1174.62	-1179.15	-1198.53	-1177.52	-1189.29	
Boise-Northern Ada County, ID	CO	Maintenance	100	0.00	15.51	-434.12	-437.94	-350.77	-436.41	-437.99	-445.13	-437.14	-441.11	
Boise-Northern Ada County, ID	PM ₁₀	Maintenance	100	0.00	15.51	-434.12	-437.94	-350.77	-436.41	-437.99	-445.13	-437.14	-441.11	
Bonner County (Sandpoint), ID	PM ₁₀	Moderate	100	0.00	0.41	-11.41	-11.51	-9.21	-11.46	-11.51	-11.69	-11.48	-11.59	
Boston, MA	CO	Maintenance	100	0.00	15.21	-423.98	-427.67	-342.53	-426.17	-427.71	-434.67	-426.86	-430.70	
Boston-Lawrence-Worcester (eastern MA), MA	Ozone	Moderate	50	0.00	99.38	-2776.42	-2800.73	-2243.21	-2790.92	-2801.03	-2846.63	-2795.49	-2820.79	
Boston-Manchester-Portsmouth (southeast NH), NH	Ozone	Moderate	50	0.00	15.74	-438.75	-442.58	-354.46	-441.02	-442.61	-449.81	-441.73	-445.70	
Boyd County (part), KY	SO _x	Maintenance	100	0.00	0.27	-7.54	-7.60	-6.09	-7.57	-7.60	-7.73	-7.59	-7.66	
Buffalo-Niagara Falls, NY	Ozone	Former Subpart 1	50	0.00	16.15	-450.16	-454.09	-363.68	-452.49	-454.12	-461.51	-453.21	-457.30	
Burlington, NJ	CO	Maintenance	100	0.00	0.18	-4.91	-4.96	-3.97	-4.94	-4.96	-5.04	-4.95	-4.99	
Butte, MT	PM ₁₀	Moderate	100	0.00	0.63	-17.63	-17.79	-14.24	-17.72	-17.79	-18.08	-17.75	-17.91	
Canon City, CO	PM ₁₀	Maintenance	100	0.00	0.48	-13.31	-13.43	-10.75	-13.38	-13.43	-13.65	-13.40	-13.52	
Canton-Massillon, OH	Ozone	Maintenance	100	0.00	2.11	-431.25	-441.69	-358.77	-441.73	-445.05	-453.46	-448.53	-459.53	
Canton-Massillon, OH	PM _{2.5}	Nonattainment	100	0.00	2.11	-431.25	-441.69	-358.77	-441.73	-445.05	-453.46	-448.53	-459.53	
Case County, MI	Ozone	Maintenance	100	0.00	1.49	-42.99	-43.39	-34.77	-43.24	-43.41	-44.12	-43.34	-43.75	

Table D2-23 Emission Changes <u>a/</u> (for Cumulative Impacts) by Nonattainment Area with Alternative Standards for HD Vehicles Oxides of Nitrogen (NO _x) 2030													
Nonattainment Area	Pollutant	Status <u>c/</u>	General Conformity Threshold <u>d/</u>	Emissions Changes for Cumulative Impacts (tons/year)									
				Alt. 1	Alt. 2	Alt. 3	Alt. 4	Alt. 6A	Alt. 5	Alt. 6 <u>b/</u>	Alt. 7	Alt. 6B	Alt. 8
				No Action	Engine Only	Class 8 Tractors	Engines & Classes 7-8 Tractors	15% below Preferred Alternative Stringency	Engines, Classes 7-8 Tractors, & Classes 2b-3	Engines, Tractors, & Classes 2b-8	Engines, Tractors, Trucks, & Trailers	20% above Preferred Alternative Stringency	Accelerated Hybrid Adoption
Center Township (Morgan County), OH	SO _x	Maintenance	100	0.00	0.02	-0.63	-0.64	-0.51	-0.63	-0.64	-0.65	-0.63	-0.64
Central Steptoe Valley (White Pine County), NV	SO _x	Maintenance	100	0.00	0.07	-1.87	-1.88	-1.51	-1.88	-1.88	-1.92	-1.88	-1.90
Charleston, WV	Ozone	Maintenance	100	0.00	17.17	-478.44	-482.61	-386.53	-480.91	-482.65	-490.51	-481.68	-486.02
Charleston, WV	PM _{2.5}	Nonattainment	100	0.00	17.17	-478.44	-482.61	-386.53	-480.91	-482.65	-490.51	-481.68	-486.02
Charlotte, NC	CO	Maintenance	100	0.00	19.04	-530.62	-535.25	-428.68	-533.36	-535.29	-544.00	-534.22	-539.03
Charlotte-Gastonia-Rock Hill, NC-SC	Ozone	Moderate	50	0.00	43.61	-1215.43	-1226.02	-981.93	-1221.71	-1226.12	-1246.07	-1223.66	-1234.68
Chattanooga, TN-GA-AL	PM _{2.5}	Nonattainment	100	0.00	14.93	-416.23	-419.86	-336.27	-418.38	-419.90	-426.73	-419.06	-422.84
Chattanooga, TN-GA	Ozone	Former Subpart 1	50	0.00	13.96	-389.27	-392.66	-314.49	-391.28	-392.70	-399.09	-391.91	-395.45
Chicago-Gary-Lake County, IL-IN	Ozone	Moderate	50	0.00	242.52	-12825.44	-13046.03	-10530.39	-13026.07	-13101.27	-13333.47	-13146.26	-13377.90
Chicago-Gary-Lake County, IL-IN	PM _{2.5}	Nonattainment	100	0.00	242.52	-12825.44	-13046.03	-10530.39	-13026.07	-13101.27	-13333.47	-13146.26	-13377.90
Chico, CA	CO	Maintenance	100	0.00	5.94	-165.52	-166.96	-133.72	-166.37	-166.97	-169.69	-166.64	-168.14
Chico, CA	Ozone	Former Subpart 1	50	0.00	5.94	-165.52	-166.96	-133.72	-166.37	-166.97	-169.69	-166.64	-168.14
Cincinnati-Hamilton, OH-KY-IN	Ozone	Former Subpart 1	50	0.00	106.77	-2975.65	-3001.58	-2403.98	-2991.03	-3001.83	-3050.68	-2995.82	-3022.80
Cincinnati-Hamilton, OH-KY-IN	PM _{2.5}	Nonattainment	100	0.00	106.77	-2975.65	-3001.58	-2403.98	-2991.03	-3001.83	-3050.68	-2995.82	-3022.80
Clairton & 4 Boroughs, PA	PM ₁₀	Maintenance	100	0.00	0.12	-5.97	-6.07	-4.89	-6.06	-6.09	-6.20	-6.11	-6.21
Clark County, NV	PM ₁₀	Serious	70	0.00	5.00	-139.47	-140.69	-112.68	-140.19	-140.70	-142.99	-140.42	-141.68
Clarksville-Hopkinsville, TN-KY	Ozone	Maintenance	100	0.00	8.75	-243.92	-246.05	-197.06	-245.19	-246.07	-250.07	-245.58	-247.79
Clearfield and Indiana Counties, PA	Ozone	Maintenance	100	0.00	7.74	-215.79	-217.67	-174.34	-216.91	-217.69	-221.23	-217.25	-219.21
Cleveland, OH	CO	Maintenance	100	0.00	22.38	-623.70	-629.13	-503.88	-626.92	-629.19	-639.43	-627.93	-633.58
Cleveland-Akron-Lorain, OH	Ozone	Maintenance	100	0.00	141.30	-3937.93	-3972.25	-3181.40	-3958.29	-3972.58	-4037.22	-3964.62	-4000.32
Cleveland-Akron-Lorain, OH	PM _{2.5}	Nonattainment	100	0.00	141.30	-3937.93	-3972.25	-3181.40	-3958.29	-3972.58	-4037.22	-3964.62	-4000.32
Coachella Valley, CA	PM ₁₀	Serious	70	0.00	8.90	-249.09	-251.28	-201.27	-250.41	-251.31	-255.41	-250.82	-253.10
Colbert County, AL	SO _x	Maintenance	100	0.00	1.46	-40.74	-41.09	-32.91	-40.95	-41.10	-41.77	-41.02	-41.38
Colorado Springs, CO	CO	Maintenance	100	0.00	10.40	-294.05	-296.69	-237.68	-295.67	-296.75	-301.60	-296.21	-298.96
Columbia Falls, MT	PM ₁₀	Moderate	100	0.00	0.14	-3.94	-3.98	-3.19	-3.96	-3.98	-4.04	-3.97	-4.01
Columbia, SC	Ozone	Former Subpart 1	50	0.00	19.39	-540.30	-545.01	-436.50	-543.09	-545.05	-553.92	-543.96	-548.86
Columbus, OH	Ozone	Maintenance	100	0.00	97.62	-2720.48	-2744.19	-2197.84	-2734.54	-2744.42	-2789.08	-2738.92	-2763.59
Columbus, OH	PM _{2.5}	Nonattainment	100	0.00	97.62	-2720.48	-2744.19	-2197.84	-2734.54	-2744.42	-2789.08	-2738.92	-2763.59
Conewango Township (Warren County), PA	SO _x	Maintenance	100	0.00	0.03	-2.34	-2.39	-1.93	-2.38	-2.40	-2.44	-2.41	-2.46
Coso Junction, CA	PM ₁₀	Moderate	100	0.00	0.01	-0.20	-0.20	-0.16	-0.20	-0.20	-0.20	-0.20	-0.20
Cuyahoga County, OH	PM ₁₀	Maintenance	100	0.00	40.77	-1136.21	-1146.11	-917.93	-1142.08	-1146.21	-1164.86	-1143.91	-1154.21
Cuyahoga County, OH	SO _x	Maintenance	100	0.00	40.77	-1136.21	-1146.11	-917.93	-1142.08	-1146.21	-1164.86	-1143.91	-1154.21
Dallas-Fort Worth, TX	Ozone	Moderate	50	0.00	106.40	-2970.78	-2996.77	-2400.20	-2986.26	-2997.07	-3045.86	-2991.13	-3018.17
Dayton-Springfield, OH	Ozone	Maintenance	100	0.00	43.66	-1216.73	-1227.33	-982.98	-1223.02	-1227.43	-1247.41	-1224.97	-1236.01
Dayton-Springfield, OH	PM _{2.5}	Nonattainment	100	0.00	43.66	-1216.73	-1227.33	-982.98	-1223.02	-1227.43	-1247.41	-1224.97	-1236.01
Denver Metro, CO	PM ₁₀	Maintenance	100	0.00	27.64	-1434.21	-1458.62	-1177.16	-1456.33	-1464.67	-1490.58	-1469.53	-1495.16
Denver-Boulder, CO	CO	Maintenance	100	0.00	25.17	-1365.40	-1389.21	-1121.57	-1387.16	-1395.25	-1420.04	-1400.25	-1425.26
Denver-Boulder-Greeley-Fort Collins-Loveland, CO	Ozone	Former Subpart 1	50	0.00	40.95	-1805.25	-1832.89	-1476.92	-1829.28	-1838.97	-1870.97	-1843.08	-1872.07
Detroit, MI	CO	Maintenance	100	0.00	35.47	-1594.31	-1619.07	-1304.89	-1615.97	-1624.62	-1652.95	-1628.47	-1654.45
Detroit-Ann Arbor, MI	Ozone	Maintenance	100	0.00	316.45	-9453.55	-9547.32	-7655.06	-9516.47	-9553.78	-9711.24	-9542.09	-9639.87
Detroit-Ann Arbor, MI	PM _{2.5}	Nonattainment	100	0.00	316.45	-9453.55	-9547.32	-7655.06	-9516.47	-9553.78	-9711.24	-9542.09	-9639.87
Door County, WI	Ozone	Former Subpart 1	50	0.00	1.22	-34.08	-34.37	-27.53	-34.25	-34.38	-34.94	-34.31	-34.62
Douglas (Cochise County), AZ	PM ₁₀	Moderate	100	0.00	1.77	-49.40	-49.84	-39.91	-49.66	-49.84	-50.65	-49.74	-50.19

Table D2-23 Emission Changes <u>a/</u> (for Cumulative Impacts) by Nonattainment Area with Alternative Standards for HD Vehicles Oxides of Nitrogen (NO _x) 2030													
Nonattainment Area	Pollutant	Status <u>c/</u>	General Conformity Threshold <u>d/</u>	Emissions Changes for Cumulative Impacts (tons/year)									
				Alt. 1	Alt. 2	Alt. 3	Alt. 4	Alt. 6A	Alt. 5	Alt. 6 <u>b/</u>	Alt. 7	Alt. 6B	Alt. 8
				No Action	Engine Only	Class 8 Tractors	Engines & Classes 7-8 Tractors	15% below Preferred Alternative Stringency	Engines, Classes 7-8 Tractors, & Classes 2b-3	Engines, Tractors, & Classes 2b-8	Engines, Tractors, Trucks, & Trailers	20% above Preferred Alternative Stringency	Accelerated Hybrid Adoption
Douglas (Cochise County), AZ	SO _x	Maintenance	100	0.00	1.77	-49.40	-49.84	-39.91	-49.66	-49.84	-50.65	-49.74	-50.19
Duluth, MN	CO	Maintenance	100	0.00	2.14	-59.55	-60.07	-48.11	-59.86	-60.07	-61.05	-59.95	-60.49
Eagle River, AK	PM ₁₀	Moderate	100	0.00	0.11	-3.15	-3.18	-2.55	-3.17	-3.18	-3.23	-3.17	-3.20
East Chicago, IN	CO	Maintenance	100	0.00	5.16	-145.09	-146.37	-117.24	-145.86	-146.39	-148.78	-146.11	-147.45
East Chicago, IN	PM ₁₀	Maintenance	100	0.00	-133.99	-316.37	-391.78	-368.35	-407.69	-427.96	-447.62	-474.67	-554.56
East Helena Area (Lewis and Clark County), MT	SO _x	Nonattainment	100	0.00	0.03	-0.79	-0.80	-0.64	-0.80	-0.80	-0.81	-0.80	-0.81
El Paso County, TX	PM ₁₀	Moderate	100	0.00	-8.58	-178.60	-187.65	-155.92	-188.77	-191.39	-195.82	-195.92	-205.48
El Paso, TX	CO	Maintenance	100	0.00	0.33	-10.28	-10.40	-8.34	-10.36	-10.41	-10.58	-10.40	-10.52
Erie, PA	Ozone	Maintenance	100	0.00	6.81	-191.35	-193.05	-154.63	-192.37	-193.08	-196.22	-192.71	-194.47
Essex County (Whiteface Mountain), NY	Ozone	Former Subpart 1	50	0.00	0.03	-0.96	-0.96	-0.77	-0.96	-0.96	-0.98	-0.96	-0.97
Eugene-Springfield, OR	CO	Maintenance	100	0.00	9.59	-267.23	-269.55	-215.89	-268.61	-269.58	-273.96	-269.04	-271.46
Eugene-Springfield, OR	PM ₁₀	Moderate	100	0.00	9.59	-267.23	-269.55	-215.89	-268.61	-269.58	-273.96	-269.04	-271.46
Evansville, IN	Ozone	Maintenance	100	0.00	18.82	-524.58	-529.15	-423.80	-527.29	-529.20	-537.81	-528.14	-532.89
Evansville, IN	PM _{2.5}	Nonattainment	100	0.00	18.82	-524.58	-529.15	-423.80	-527.29	-529.20	-537.81	-528.14	-532.89
Fairbanks, AK	CO	Maintenance	100	0.00	0.40	-11.17	-11.26	-9.02	-11.22	-11.26	-11.45	-11.24	-11.34
Fayetteville, NC	Ozone	Former Subpart 1	50	0.00	6.89	-192.15	-193.83	-155.24	-193.14	-193.84	-197.00	-193.45	-195.20
Flathead County; Whitefish and vicinity, MT	PM ₁₀	Moderate	100	0.00	0.18	-5.15	-5.19	-4.16	-5.17	-5.19	-5.28	-5.18	-5.23
Flint, MI	Ozone	Maintenance	100	0.00	17.35	-512.09	-517.07	-414.51	-515.38	-517.37	-525.88	-516.67	-521.86
Follansbee, WV	PM ₁₀	Maintenance	100	0.00	0.02	-0.49	-0.49	-0.40	-0.49	-0.49	-0.50	-0.49	-0.50
Fort Collins, CO	CO	Maintenance	100	0.00	3.56	-99.31	-100.18	-80.23	-99.83	-100.19	-101.82	-99.99	-100.89
Fort Hall Reservation, ID	PM ₁₀	Moderate	100	0.00	0.02	-0.45	-0.45	-0.36	-0.45	-0.45	-0.46	-0.45	-0.45
Fort Wayne, IN	Ozone	Maintenance	100	0.00	11.00	-306.45	-309.12	-247.58	-308.04	-309.15	-314.18	-308.53	-311.31
Franklin County, PA	Ozone	Maintenance	100	0.00	5.34	-148.93	-150.23	-120.32	-149.70	-150.25	-152.69	-149.95	-151.30
Franklin Township (Coshocton County), OH	SO _x	Maintenance	100	0.00	0.02	-0.66	-0.66	-0.53	-0.66	-0.66	-0.67	-0.66	-0.67
Frederick County, VA	Ozone	Former Subpart 1	50	0.00	3.55	-98.92	-99.78	-79.92	-99.43	-99.79	-101.41	-99.59	-100.49
Fredericksburg, VA	Ozone	Maintenance	100	0.00	6.84	-190.51	-192.17	-153.91	-191.50	-192.19	-195.32	-191.80	-193.53
Freehold, NJ	CO	Maintenance	100	0.00	0.15	-4.14	-4.17	-3.34	-4.16	-4.17	-4.24	-4.16	-4.20
Fresno, CA	CO	Maintenance	100	0.00	11.46	-321.13	-323.96	-259.49	-322.83	-324.01	-329.29	-323.38	-326.33
Grand Rapids, MI	Ozone	Maintenance	100	0.00	29.46	-821.07	-828.22	-663.33	-825.31	-828.29	-841.77	-826.64	-834.08
Granite City, Nameoki Townships, IL	PM ₁₀	Maintenance	100	0.00	1.23	-34.44	-34.75	-27.83	-34.63	-34.75	-35.32	-34.68	-35.00
Grant County, NM	SO _x	Maintenance	100	0.00	0.07	-1.91	-1.92	-1.54	-1.92	-1.92	-1.95	-1.92	-1.94
Grants Pass, OR	CO	Maintenance	100	0.00	0.77	-21.40	-21.59	-17.29	-21.51	-21.59	-21.94	-21.55	-21.74
Grants Pass, OR	PM ₁₀	Maintenance	100	0.00	0.77	-21.40	-21.59	-17.29	-21.51	-21.59	-21.94	-21.55	-21.74
Great Falls, MT	CO	Maintenance	100	0.00	0.49	-13.63	-13.75	-11.01	-13.70	-13.75	-13.98	-13.73	-13.85
Greater Connecticut, CT	Ozone	Moderate	50	0.00	19.50	-551.07	-556.01	-445.42	-554.09	-556.13	-565.20	-555.10	-560.24
Greeley, CO	CO	Maintenance	100	0.00	2.93	-81.76	-82.47	-66.05	-82.18	-82.48	-83.82	-82.31	-83.05
Green Bay, WI	SO _x	Maintenance	100	0.00	3.17	-88.25	-89.02	-71.30	-88.71	-89.03	-90.48	-88.85	-89.65
Greene County, IN	Ozone	Maintenance	100	0.00	1.47	-41.02	-41.38	-33.14	-41.23	-41.38	-42.05	-41.30	-41.67
Greene County, PA	Ozone	Maintenance	100	0.00	0.97	-27.07	-27.31	-21.87	-27.21	-27.31	-27.76	-27.26	-27.50
Greensboro-Winston Salem-High Point, NC	Ozone	Marginal	50	0.00	59.83	-1668.92	-1683.49	-1348.34	-1677.58	-1683.64	-1711.04	-1680.29	-1695.44
Greensboro-Winston salem-High Point, NC	PM _{2.5}	Nonattainment	100	0.00	59.83	-1668.92	-1683.49	-1348.34	-1677.58	-1683.64	-1711.04	-1680.29	-1695.44
Greenville-Spartanburg-Anderson, SC	Ozone	Former Subpart 1	50	0.00	26.25	-733.16	-739.58	-592.35	-736.98	-739.65	-751.69	-738.19	-744.86
Groveland Township (Tazewell County), IL	SO _x	Maintenance	100	0.00	0.70	-19.47	-19.64	-15.73	-19.57	-19.65	-19.97	-19.61	-19.78

Table D2-23 Emission Changes <u>a/</u> (for Cumulative Impacts) by Nonattainment Area with Alternative Standards for HD Vehicles Oxides of Nitrogen (NO _x) 2030													
Nonattainment Area	Pollutant	Status <u>c/</u>	General Conformity Threshold <u>d/</u>	Emissions Changes for Cumulative Impacts (tons/year)									
				Alt. 1	Alt. 2	Alt. 3	Alt. 4	Alt. 6A	Alt. 5	Alt. 6 <u>b/</u>	Alt. 7	Alt. 6B	Alt. 8
				No Action	Engine Only	Class 8 Tractors	Engines & Classes 7-8 Tractors	15% below Preferred Alternative Stringency	Engines, Classes 7-8 Tractors, & Classes 2b-3	Engines, Tractors, & Classes 2b-8	Engines, Tractors, Trucks, & Trailers	20% above Preferred Alternative Stringency	Accelerated Hybrid Adoption
Hancock-Knox-Lincoln-Waldo Counties, ME	Ozone	Maintenance	100	0.00	3.02	-84.07	-84.81	-67.92	-84.51	-84.81	-86.19	-84.64	-85.41
Harrisburg-Lebanon-Carlisle, PA	Ozone	Maintenance	100	0.00	56.49	-1575.51	-1589.27	-1272.87	-1583.69	-1589.41	-1615.28	-1586.24	-1600.55
Harrisburg-Lebanon-Carlisle, PA	PM _{2.5}	Nonattainment	100	0.00	56.49	-1575.51	-1589.27	-1272.87	-1583.69	-1589.41	-1615.28	-1586.24	-1600.55
Hartford-New Britain-Middletown, CT	CO	Maintenance	100	0.00	13.53	-380.00	-383.36	-307.08	-382.03	-383.42	-389.67	-382.69	-386.19
Hayden (Pinal County), AZ	SO _x	Nonattainment	100	0.00	0.23	-6.46	-6.52	-5.22	-6.50	-6.52	-6.63	-6.51	-6.57
Hayden/Miami, AZ	PM ₁₀	Moderate	100	0.00	0.81	-22.49	-22.69	-18.17	-22.61	-22.69	-23.06	-22.64	-22.85
Haywood and Swain Counties (Great Smoky Mountain NP), NC	Ozone	Maintenance	100	0.00	0.16	-4.39	-4.43	-3.55	-4.41	-4.43	-4.50	-4.42	-4.46
Hazelwood, PA	SO _x	Maintenance	100	0.00	0.54	-17.64	-17.84	-14.32	-17.79	-17.86	-18.16	-17.86	-18.06
Hickory, NC	PM _{2.5}	Nonattainment	100	0.00	4.04	-112.57	-113.55	-90.95	-113.15	-113.56	-115.41	-113.34	-114.36
Hickory-Morgantown-Lenoir, NC	Ozone	Former Subpart 1	50	0.00	7.20	-200.69	-202.44	-162.13	-201.73	-202.45	-205.75	-202.05	-203.87
Hollis Township, IL	SO _x	Maintenance	100	0.00	0.01	-2.11	-2.16	-1.76	-2.16	-2.18	-2.22	-2.19	-2.25
Houston-Galveston-Brazoria, TX	Ozone	Severe	25	0.00	-260.01	-3285.26	-3502.79	-2947.30	-3535.43	-3597.08	-3688.61	-3713.53	-3943.58
Humphreys County, TN	SO _x	Maintenance	100	0.00	0.25	-6.87	-6.93	-5.55	-6.90	-6.93	-7.04	-6.91	-6.98
Huntington-Ashland, WV-KY-OH	PM _{2.5}	Nonattainment	100	0.00	-68.10	-328.53	-371.33	-327.40	-379.53	-391.24	-404.58	-416.59	-461.91
Huntington-Ashland, WV-KY	Ozone	Maintenance	100	0.00	-72.16	-215.34	-257.15	-235.95	-265.75	-277.04	-288.53	-302.63	-346.92
Huron County, MI	Ozone	Maintenance	100	0.00	1.00	-27.77	-28.01	-22.43	-27.91	-28.01	-28.47	-27.95	-28.21
Imperial County, CA	Ozone	Moderate	50	0.00	5.31	-149.06	-150.38	-120.45	-149.85	-150.40	-152.85	-150.11	-151.48
Imperial Valley, CA	PM ₁₀	Serious	70	0.00	5.19	-145.81	-147.10	-117.83	-146.59	-147.13	-149.52	-146.84	-148.19
Indian Wells, CA	PM ₁₀	Maintenance	100	0.00	0.69	-19.10	-19.26	-15.43	-19.19	-19.26	-19.58	-19.22	-19.40
Indianapolis, IN	CO	Maintenance	100	0.00	104.77	-2919.74	-2945.19	-2358.82	-2934.84	-2945.44	-2993.37	-2939.54	-2966.01
Indianapolis, IN	Ozone	Maintenance	100	0.00	104.77	-2919.74	-2945.19	-2358.82	-2934.84	-2945.44	-2993.37	-2939.54	-2966.01
Indianapolis, IN	PM _{2.5}	Nonattainment	100	0.00	104.77	-2919.74	-2945.19	-2358.82	-2934.84	-2945.44	-2993.37	-2939.54	-2966.01
Jackson County, IN	Ozone	Maintenance	100	0.00	3.11	-86.71	-87.47	-70.06	-87.16	-87.48	-88.90	-87.30	-88.09
Jamestown, NY	Ozone	Former Subpart 1	50	0.00	4.36	-123.01	-124.11	-99.42	-123.68	-124.13	-126.16	-123.90	-125.05
Jefferson County, NY	Ozone	Moderate	50	0.00	2.86	-79.71	-80.41	-64.40	-80.13	-80.41	-81.72	-80.25	-80.98
Jefferson County, OH	PM ₁₀	Maintenance	100	0.00	0.20	-5.61	-5.66	-4.53	-5.64	-5.66	-5.75	-5.65	-5.70
Johnson City-Kingsport-Bristol, TN	Ozone	Former Subpart 1	50	0.00	5.92	-165.05	-166.49	-133.34	-165.91	-166.51	-169.21	-166.17	-167.67
Johnstown, PA	Ozone	Maintenance	100	0.00	3.95	-110.04	-111.00	-88.90	-110.61	-111.01	-112.82	-110.79	-111.79
Johnstown, PA	PM _{2.5}	Nonattainment	100	0.00	3.95	-110.04	-111.00	-88.90	-110.61	-111.01	-112.82	-110.79	-111.79
Juneau, AK	PM ₁₀	Moderate	100	0.00	0.17	-4.75	-4.79	-3.84	-4.78	-4.80	-4.87	-4.79	-4.83
Kalamazoo-Battle Creek, MI	Ozone	Maintenance	100	0.00	17.84	-497.28	-501.61	-401.75	-499.85	-501.66	-509.82	-500.65	-505.16
Kalispell, MT	PM ₁₀	Moderate	100	0.00	0.75	-21.02	-21.20	-16.98	-21.13	-21.20	-21.55	-21.16	-21.35
Kent and Queen Annes Counties, MD	Ozone	Maintenance	100	0.00	1.88	-54.36	-54.87	-43.98	-54.69	-54.90	-55.80	-54.81	-55.34
Kent, WA	PM ₁₀	Maintenance	100	0.00	0.62	-17.29	-17.44	-13.97	-17.38	-17.44	-17.73	-17.41	-17.57
Kern County (Eastern Kern), CA	Ozone	Former Subpart 1	50	0.00	1.71	-47.65	-48.06	-38.49	-47.89	-48.07	-48.85	-47.97	-48.40
Kewaunee County, WI	Ozone	Maintenance	100	0.00	0.83	-23.13	-23.33	-18.68	-23.25	-23.33	-23.71	-23.28	-23.49
King County, WA	PM ₁₀	Maintenance	100	0.00	0.25	-6.99	-7.05	-5.65	-7.02	-7.05	-7.16	-7.04	-7.10
Klamath Falls, OR	CO	Maintenance	100	0.00	2.13	-59.48	-60.00	-48.06	-59.79	-60.01	-60.98	-59.89	-60.43
Klamath Falls, OR	PM ₁₀	Maintenance	100	0.00	2.13	-59.48	-60.00	-48.06	-59.79	-60.01	-60.98	-59.89	-60.43
Knoxville, TN	Ozone	Former Subpart 1	50	0.00	70.30	-1959.10	-1976.18	-1582.73	-1969.23	-1976.34	-2008.50	-1972.38	-1990.14
Knoxville, TN	PM _{2.5}	Nonattainment	100	0.00	70.30	-1959.10	-1976.18	-1582.73	-1969.23	-1976.34	-2008.50	-1972.38	-1990.14
La Porte County, IN	SO _x	Maintenance	100	0.00	1.57	-43.93	-44.32	-35.50	-44.16	-44.32	-45.05	-44.24	-44.64
LaGrande, OR	PM ₁₀	Maintenance	100	0.00	0.32	-8.85	-8.92	-7.15	-8.89	-8.92	-9.07	-8.91	-8.99

Table D2-23 Emission Changes <u>a/</u> (for Cumulative Impacts) by Nonattainment Area with Alternative Standards for HD Vehicles Oxides of Nitrogen (NO _x) 2030													
Nonattainment Area	Pollutant	Status <u>c/</u>	General Conformity Threshold <u>d/</u>	Emissions Changes for Cumulative Impacts (tons/year)									
				Alt. 1	Alt. 2	Alt. 3	Alt. 4	Alt. 6A	Alt. 5	Alt. 6 <u>b/</u>	Alt. 7	Alt. 6B	Alt. 8
				No Action	Engine Only	Class 8 Tractors	Engines & Classes 7-8 Tractors	15% below Preferred Alternative Stringency	Engines, Classes 7-8 Tractors, & Classes 2b-3	Engines, Tractors, & Classes 2b-8	Engines, Tractors, Trucks, & Trailers	20% above Preferred Alternative Stringency	Accelerated Hybrid Adoption
Lake County, IN	SO _x	Maintenance	100	0.00	7.58	-213.12	-215.01	-172.23	-214.26	-215.05	-218.55	-214.64	-216.61
Lake County, OH	SO _x	Maintenance	100	0.00	1.01	-28.06	-28.31	-22.67	-28.21	-28.31	-28.77	-28.25	-28.51
Lake County, OR	PM ₁₀	Maintenance	100	0.00	0.13	-3.76	-3.79	-3.04	-3.78	-3.79	-3.85	-3.78	-3.82
Lake Tahoe North Shore, CA	CO	Maintenance	100	0.00	0.37	-10.42	-10.51	-8.42	-10.48	-10.51	-10.68	-10.49	-10.59
Lake Tahoe South Shore, CA	CO	Maintenance	100	0.00	0.93	-26.04	-26.27	-21.04	-26.17	-26.27	-26.70	-26.22	-26.45
Lake Tahoe, NV	CO	Maintenance	100	0.00	0.24	-6.82	-6.88	-5.51	-6.85	-6.88	-6.99	-6.87	-6.93
Lamar, CO	PM ₁₀	Maintenance	100	0.00	0.22	-6.01	-6.07	-4.86	-6.05	-6.07	-6.17	-6.06	-6.11
Lame Deer, MT	PM ₁₀	Moderate	100	0.00	0.05	-1.49	-1.50	-1.20	-1.49	-1.50	-1.52	-1.50	-1.51
Lancaster, PA	Ozone	Maintenance	100	0.00	22.62	-631.58	-637.10	-510.27	-634.87	-637.16	-647.54	-635.90	-641.65
Lancaster, PA	PM _{2.5}	Nonattainment	100	0.00	22.62	-631.58	-637.10	-510.27	-634.87	-637.16	-647.54	-635.90	-641.65
Lane County, OR	PM ₁₀	Moderate	100	0.00	0.03	-0.81	-0.82	-0.65	-0.81	-0.82	-0.83	-0.82	-0.82
Lansing-East Lansing, MI	Ozone	Maintenance	100	0.00	16.99	-473.46	-477.59	-382.50	-475.91	-477.63	-485.40	-476.67	-480.96
LaPorte, IN	Ozone	Maintenance	100	0.00	4.35	-122.83	-123.93	-99.27	-123.50	-123.95	-125.97	-123.72	-124.86
Las Vegas, NV	CO	Serious	100	0.00	10.08	-280.88	-283.33	-226.92	-282.33	-283.35	-287.96	-282.78	-285.33
Las Vegas, NV	Ozone	Former Subpart 1	50	0.00	10.08	-280.88	-283.33	-226.92	-282.33	-283.35	-287.96	-282.78	-285.33
Lauderdale County, AL	SO _x	Maintenance	100	0.00	2.14	-59.74	-60.26	-48.26	-60.05	-60.26	-61.25	-60.14	-60.69
Laurel Area (Yellowstone County), MT	SO _x	Nonattainment	100	0.00	0.04	-1.22	-1.23	-0.98	-1.22	-1.23	-1.25	-1.23	-1.24
Libby, MT	PM ₁₀	Moderate	100	0.00	0.27	-7.48	-7.54	-6.04	-7.52	-7.54	-7.67	-7.53	-7.60
Libby, MT	PM _{2.5}	Nonattainment	100	0.00	0.27	-7.48	-7.54	-6.04	-7.52	-7.54	-7.67	-7.53	-7.60
Liberty-Clairton, PA	PM _{2.5}	Nonattainment	100	0.00	0.12	-5.97	-6.07	-4.89	-6.06	-6.09	-6.20	-6.11	-6.21
Lima, OH	Ozone	Maintenance	100	0.00	-62.84	-180.76	-216.99	-199.82	-224.47	-234.25	-244.11	-256.46	-294.84
Longmont, CO	CO	Maintenance	100	0.00	1.78	-49.48	-49.91	-39.98	-49.74	-49.92	-50.73	-49.82	-50.27
Lorain County, OH	SO _x	Maintenance	100	0.00	1.20	-33.51	-33.80	-27.07	-33.68	-33.80	-34.35	-33.74	-34.04
Los Angeles South Coast Air Basin, CA	CO	Maintenance	100	0.00	871.38	-26954.17	-27236.98	-21850.23	-27152.64	-27263.06	-27715.09	-27239.80	-27534.94
Los Angeles South Coast Air Basin, CA	NO _x	Maintenance	100	0.00	871.38	-26954.17	-27236.98	-21850.23	-27152.64	-27263.06	-27715.09	-27239.80	-27534.94
Los Angeles South Coast Air Basin, CA	Ozone	Extreme	10	0.00	871.38	-26954.17	-27236.98	-21850.23	-27152.64	-27263.06	-27715.09	-27239.80	-27534.94
Los Angeles South Coast Air Basin, CA	PM ₁₀	Serious	70	0.00	871.38	-26954.17	-27236.98	-21850.23	-27152.64	-27263.06	-27715.09	-27239.80	-27534.94
Los Angeles South Coast Air Basin, CA	PM _{2.5}	Nonattainment	100	0.00	871.38	-26954.17	-27236.98	-21850.23	-27152.64	-27263.06	-27715.09	-27239.80	-27534.94
Los Angeles-San Bernardino Counties (western Mohave), CA	Ozone	Moderate	50	0.00	9.33	-259.92	-262.19	-209.99	-261.26	-262.21	-266.47	-261.68	-264.04
Louisville, KY-IN	Ozone	Maintenance	100	0.00	73.99	-2062.09	-2080.06	-1665.93	-2072.75	-2080.23	-2114.09	-2076.07	-2094.76
Louisville, KY-IN	PM _{2.5}	Nonattainment	100	0.00	73.99	-2062.09	-2080.06	-1665.93	-2072.75	-2080.23	-2114.09	-2076.07	-2094.76
Lowell, MA	CO	Maintenance	100	0.00	2.18	-60.62	-61.15	-48.97	-60.93	-61.15	-62.15	-61.03	-61.58
Lucas County, OH	SO _x	Maintenance	100	0.00	7.35	-204.80	-206.58	-165.45	-205.86	-206.60	-209.96	-206.19	-208.04
Lyons Township, IL	PM ₁₀	Maintenance	100	0.00	1.87	-53.00	-53.48	-42.84	-53.29	-53.49	-54.36	-53.39	-53.88
Macon, GA	Ozone	Maintenance	100	0.00	6.93	-193.11	-194.79	-156.01	-194.11	-194.81	-197.98	-194.42	-196.17
Macon, GA	PM _{2.5}	Nonattainment	100	0.00	6.93	-193.11	-194.79	-156.01	-194.11	-194.81	-197.98	-194.42	-196.17
Madison and Page Counties (Shenandoah NP), VA	Ozone	Maintenance	100	0.00	0.06	-1.76	-1.78	-1.42	-1.77	-1.78	-1.81	-1.77	-1.79
Madison, WI	SO _x	Maintenance	100	0.00	7.39	-206.09	-207.88	-166.49	-207.15	-207.90	-211.28	-207.48	-209.35
Mammoth Lake, CA	PM ₁₀	Moderate	100	0.00	0.25	-7.09	-7.15	-5.73	-7.13	-7.15	-7.27	-7.14	-7.20
Manchester, NH	CO	Maintenance	100	0.00	1.62	-45.25	-45.65	-36.56	-45.49	-45.65	-46.40	-45.56	-45.97
Manitowoc County, WI	Ozone	Former Subpart 1	50	0.00	4.30	-119.81	-120.85	-96.79	-120.43	-120.86	-122.83	-120.62	-121.71
Marion County, IN	SO _x	Maintenance	100	0.00	7.30	-203.31	-205.08	-164.25	-204.36	-205.10	-208.44	-204.69	-206.53
Mariposa and Tuolumne Counties (Southern Mountain), CA	Ozone	Former Subpart 1	50	0.00	1.64	-45.57	-45.97	-36.82	-45.81	-45.97	-46.72	-45.88	-46.29

Table D2-23 Emission Changes <u>a/</u> (for Cumulative Impacts) by Nonattainment Area with Alternative Standards for HD Vehicles Oxides of Nitrogen (NO _x) 2030													
Nonattainment Area	Pollutant	Status <u>c/</u>	General Conformity Threshold <u>d/</u>	Emissions Changes for Cumulative Impacts (tons/year)									
				Alt. 1	Alt. 2	Alt. 3	Alt. 4	Alt. 6A	Alt. 5	Alt. 6 <u>b/</u>	Alt. 7	Alt. 6B	Alt. 8
				No Action	Engine Only	Class 8 Tractors	Engines & Classes 7-8 Tractors	15% below Preferred Alternative Stringency	Engines, Classes 7-8 Tractors, & Classes 2b-3	Engines, Tractors, & Classes 2b-8	Engines, Tractors, & Trucks, & Trailers	20% above Preferred Alternative Stringency	Accelerated Hybrid Adoption
Martinsburg, WV-Hagerstown, MD	PM _{2.5}	Nonattainment	100	0.00	8.16	-227.48	-229.46	-183.78	-228.66	-229.48	-233.22	-229.02	-231.09
Mason County, MI	Ozone	Maintenance	100	0.00	0.95	-26.34	-26.57	-21.28	-26.48	-26.58	-27.01	-26.52	-26.76
Medford, OR	CO	Maintenance	100	0.00	1.78	-49.65	-50.08	-40.11	-49.91	-50.09	-50.90	-49.99	-50.44
Medford-Ashland, OR	PM ₁₀	Maintenance	100	0.00	4.26	-118.66	-119.69	-95.86	-119.27	-119.70	-121.65	-119.46	-120.54
Memphis, TN-AR	Ozone	Maintenance	100	0.00	8.62	-766.16	-782.28	-633.62	-781.77	-787.04	-801.49	-791.64	-808.59
Memphis, TN	CO	Maintenance	100	0.00	6.34	-702.64	-718.20	-582.30	-717.92	-722.96	-736.37	-727.68	-744.06
Miami (Gila County), AZ	SO _x	Maintenance	100	0.00	0.57	-15.80	-15.93	-12.76	-15.88	-15.94	-16.19	-15.90	-16.05
Millinocket AQCR 109, ME	SO _x	Maintenance	100	0.00	0.13	-4.31	-4.36	-3.50	-4.35	-4.37	-4.44	-4.37	-4.42
Milwaukee, WI	SO _x	Maintenance	100	0.00	11.46	-319.51	-322.29	-258.13	-321.16	-322.32	-327.56	-321.67	-324.57
Milwaukee-Racine, WI	Ozone	Moderate	50	0.00	46.54	-1297.15	-1308.45	-1047.95	-1303.85	-1308.56	-1329.85	-1305.94	-1317.70
Minneapolis-St Paul, MN	CO	Maintenance	100	0.00	92.28	-4386.15	-4456.92	-3594.02	-4449.00	-4473.49	-4551.97	-4485.83	-4560.10
Minneapolis-St Paul, MN	SO _x	Maintenance	100	0.00	154.48	-4309.58	-4347.22	-3481.77	-4331.96	-4347.62	-4418.38	-4338.96	-4378.12
Missoula, MT	CO	Maintenance	100	0.00	3.02	-87.56	-88.38	-70.83	-88.09	-88.42	-89.87	-88.28	-89.14
Missoula, MT	PM ₁₀	Moderate	100	0.00	3.02	-87.56	-88.38	-70.83	-88.09	-88.42	-89.87	-88.28	-89.14
Modesto, CA	CO	Maintenance	100	0.00	6.48	-180.62	-182.20	-145.92	-181.56	-182.21	-185.18	-181.85	-183.49
Mohave County, AZ	PM ₁₀	Maintenance	100	0.00	2.94	-81.88	-82.59	-66.15	-82.30	-82.60	-83.94	-82.44	-83.18
Mono Basin, CA	PM ₁₀	Moderate	100	0.00	0.04	-1.04	-1.05	-0.84	-1.05	-1.05	-1.07	-1.05	-1.06
Morenci (Greenlee County), AZ	SO _x	Maintenance	100	0.00	0.06	-1.76	-1.78	-1.42	-1.77	-1.78	-1.80	-1.77	-1.79
Morristown, NJ	CO	Maintenance	100	0.00	0.34	-9.48	-9.56	-7.66	-9.53	-9.56	-9.72	-9.54	-9.63
Muhlenberg County, KY	SO _x	Maintenance	100	0.00	0.79	-21.95	-22.14	-17.73	-22.07	-22.15	-22.51	-22.10	-22.30
Muncie, IN	Ozone	Maintenance	100	0.00	3.60	-100.24	-101.11	-80.98	-100.75	-101.12	-102.76	-100.92	-101.82
Murray County (Chattahoochee NF), GA	Ozone	Maintenance	100	0.00	0.13	-3.63	-3.66	-2.94	-3.65	-3.67	-3.72	-3.66	-3.69
Muscatine County, IA	SO _x	Maintenance	100	0.00	0.57	-15.88	-16.02	-12.83	-15.96	-16.02	-16.28	-15.99	-16.13
Muskegon, MI	Ozone	Maintenance	100	0.00	4.62	-128.98	-130.10	-104.20	-129.64	-130.11	-132.23	-129.85	-131.02
Nashua, NH	CO	Maintenance	100	0.00	1.30	-36.18	-36.50	-29.23	-36.37	-36.50	-37.10	-36.43	-36.76
Nashville, TN	Ozone	Former Subpart 1	50	0.00	58.46	-1630.57	-1644.80	-1317.35	-1639.03	-1644.95	-1671.73	-1641.67	-1656.49
Nevada County (western part), CA	Ozone	Former Subpart 1	50	0.00	1.83	-51.12	-51.56	-41.30	-51.38	-51.57	-52.41	-51.46	-51.93
New Haven County, CT	PM ₁₀	Maintenance	100	0.00	1.96	-54.51	-54.99	-44.04	-54.79	-54.99	-55.89	-54.88	-55.37
New Haven-Meriden-Waterbury, CT	CO	Maintenance	100	0.00	10.35	-289.65	-292.20	-234.04	-291.18	-292.23	-296.99	-291.66	-294.31
New Manchester-Grant Magisterial District (Hancock County), WV	SO _x	Maintenance	100	0.00	0.11	-2.97	-3.00	-2.40	-2.99	-3.00	-3.05	-2.99	-3.02
New York County, NY	PM ₁₀	Moderate	100	0.00	3.54	-114.83	-116.12	-93.22	-115.78	-116.27	-118.21	-116.23	-117.57
New York-N. New Jersey-Long Island, NY-NJ-CT	CO	Maintenance	100	0.00	215.66	-7034.41	-7114.08	-5711.51	-7093.45	-7123.81	-7242.95	-7121.57	-7204.82
New York-N. New Jersey-Long Island, NY-NJ-CT	PM _{2.5}	Nonattainment	100	0.00	200.09	-7053.57	-7141.54	-5739.61	-7122.75	-7155.32	-7276.39	-7158.33	-7250.37
New York-northern New Jersey-Long Island, NY-NJ-CT	Ozone	Moderate	50	0.00	116.92	-4735.55	-4803.32	-3866.91	-4792.74	-4816.90	-4899.91	-4824.60	-4895.62
Nogales, AZ	PM ₁₀	Moderate	100	0.00	1.09	-30.31	-30.58	-24.49	-30.47	-30.58	-31.08	-30.52	-30.79
Norfolk-Virginia Beach-Newport News, VA	Ozone	Maintenance	100	0.00	-25.63	-482.63	-508.30	-423.23	-511.62	-519.03	-531.22	-532.04	-559.17
Ogden, UT	CO	Maintenance	100	0.00	1.80	-50.12	-50.56	-40.49	-50.38	-50.56	-51.38	-50.46	-50.91
Ogden, UT	PM ₁₀	Moderate	100	0.00	1.80	-50.12	-50.56	-40.49	-50.38	-50.56	-51.38	-50.46	-50.91
Oglesby, IL	PM ₁₀	Maintenance	100	0.00	0.07	-1.97	-1.99	-1.60	-1.98	-1.99	-2.02	-1.99	-2.01
Olmsted County, MN	PM ₁₀	Maintenance	100	0.00	0.55	-15.34	-15.47	-12.39	-15.42	-15.47	-15.72	-15.44	-15.58
Olympia, Tumwater, Lacey, WA	PM ₁₀	Maintenance	100	0.00	2.65	-73.93	-74.57	-59.73	-74.31	-74.58	-75.79	-74.43	-75.10
Owens Valley, CA	PM ₁₀	Serious	70	0.00	0.02	-2.33	-2.38	-1.93	-2.38	-2.40	-2.44	-2.41	-2.47
Pagosa Springs, CO	PM ₁₀	Maintenance	100	0.00	0.00	-0.13	-0.13	-0.10	-0.13	-0.13	-0.13	-0.13	-0.13

Table D2-23 Emission Changes <u>a/</u> (for Cumulative Impacts) by Nonattainment Area with Alternative Standards for HD Vehicles Oxides of Nitrogen (NO _x) 2030													
Nonattainment Area	Pollutant	Status <u>c/</u>	General Conformity Threshold <u>d/</u>	Emissions Changes for Cumulative Impacts (tons/year)									
				Alt. 1	Alt. 2	Alt. 3	Alt. 4	Alt. 6A	Alt. 5	Alt. 6 <u>b/</u>	Alt. 7	Alt. 6B	Alt. 8
				No Action	Engine Only	Class 8 Tractors	Engines & Classes 7–8 Tractors	15% below Preferred Alternative Stringency	Engines, Classes 7–8 Tractors, & Classes 2b–3	Engines, Tractors, & Classes 2b–8	Engines, Tractors, & Trucks, & Trailers	20% above Preferred Alternative Stringency	Accelerated Hybrid Adoption
Parkersburg-Marietta, WV-OH	Ozone	Maintenance	100	0.00	9.99	-278.43	-280.86	-224.94	-279.87	-280.88	-285.45	-280.32	-282.84
Parkersburg-Marietta, WV-OH	PM _{2.5}	Nonattainment	100	0.00	9.99	-278.43	-280.86	-224.94	-279.87	-280.88	-285.45	-280.32	-282.84
Payson, AZ	PM ₁₀	Maintenance	100	0.00	0.37	-10.35	-10.44	-8.36	-10.41	-10.44	-10.61	-10.42	-10.52
Penns Grove, NJ	CO	Maintenance	100	0.00	0.01	-0.31	-0.31	-0.25	-0.31	-0.31	-0.32	-0.31	-0.31
Peoria, IL	SO _x	Maintenance	100	0.00	2.99	-85.22	-85.99	-68.89	-85.70	-86.01	-87.42	-85.86	-86.67
Perth Amboy, NJ	CO	Maintenance	100	0.00	-14.40	-53.84	-62.47	-56.16	-64.19	-66.54	-69.04	-71.75	-80.89
Philadelphia-Camden County, PA-NJ	CO	Maintenance	100	0.00	8.30	-236.86	-239.02	-191.50	-238.20	-239.09	-242.99	-238.67	-240.92
Phildelphia-Wilmington, PA-NY-DE	PM _{2.5}	Nonattainment	100	0.00	-48.24	-2542.95	-2634.84	-2162.63	-2642.17	-2669.75	-2725.38	-2710.05	-2807.02
Phildelphia-Wilmington-Atlantic City, PA-NY-MD-DE	Ozone	Moderate	50	0.00	-18.21	-3384.00	-3483.29	-2842.22	-3487.66	-3518.32	-3587.76	-3556.96	-3661.64
Phoenix, AZ	CO	Maintenance	100	0.00	193.94	-5406.84	-5454.00	-4368.17	-5434.84	-5454.47	-5543.24	-5443.57	-5492.63
Phoenix, AZ	PM ₁₀	Serious	70	0.00	193.94	-5406.84	-5454.00	-4368.17	-5434.84	-5454.47	-5543.24	-5443.57	-5492.63
Phoenix-Mesa, AZ	Ozone	Former Subpart 1	50	0.00	98.88	-2757.63	-2781.70	-2227.91	-2771.93	-2781.95	-2827.22	-2776.40	-2801.44
Pierce County, WA	PM ₁₀	Maintenance	100	0.00	0.25	-7.00	-7.06	-5.66	-7.04	-7.06	-7.18	-7.05	-7.11
Pinehurst, ID	PM ₁₀	Moderate	100	0.00	0.03	-0.79	-0.80	-0.64	-0.80	-0.80	-0.81	-0.80	-0.81
Pittsburgh, PA	CO	Maintenance	100	0.00	0.30	-10.73	-10.87	-8.74	-10.84	-10.89	-11.07	-10.90	-11.04
Pittsburgh-Beaver Valley, PA	Ozone	Former Subpart 1	50	0.00	79.47	-2217.21	-2236.58	-1791.33	-2228.73	-2236.79	-2273.20	-2232.34	-2252.49
Pittsburgh-Beaver Valley, PA	PM _{2.5}	Nonattainment	100	0.00	79.47	-2217.21	-2236.58	-1791.33	-2228.73	-2236.79	-2273.20	-2232.34	-2252.49
Polk County, TN	SO _x	Maintenance	100	0.00	0.56	-15.70	-15.84	-12.69	-15.78	-15.84	-16.10	-15.81	-15.95
Polson, MT	PM ₁₀	Moderate	100	0.00	0.08	-2.31	-2.33	-1.87	-2.32	-2.33	-2.37	-2.33	-2.35
Portland, ME	Ozone	Maintenance	100	0.00	17.25	-484.76	-489.06	-391.74	-487.35	-489.13	-497.10	-488.20	-492.67
Portland, OR	CO	Maintenance	100	0.00	21.80	-614.35	-619.83	-496.52	-617.68	-619.94	-630.05	-618.78	-624.48
Portneuf Valley, ID	PM ₁₀	Maintenance	100	0.00	1.02	-28.33	-28.57	-22.89	-28.47	-28.58	-29.04	-28.52	-28.78
Poughkeepsie, NY	Ozone	Moderate	50	0.00	16.48	-459.21	-463.21	-370.99	-461.58	-463.25	-470.79	-462.32	-466.49
Presque Isle, ME	PM ₁₀	Maintenance	100	0.00	0.25	-6.95	-7.01	-5.62	-6.99	-7.01	-7.13	-7.00	-7.06
Providence (entire State), RI	Ozone	Moderate	50	0.00	7.45	-212.45	-214.39	-171.77	-213.65	-214.45	-217.95	-214.07	-216.09
Provo, UT	CO	Maintenance	100	0.00	2.29	-63.79	-64.34	-51.53	-64.12	-64.35	-65.39	-64.22	-64.80
Raleigh-Durham, NC	CO	Maintenance	100	0.00	32.54	-907.67	-915.60	-733.32	-912.38	-915.68	-930.58	-913.85	-922.10
Raleigh-Durham-Chapel Hill, NC	Ozone	Maintenance	100	0.00	49.81	-1389.06	-1401.18	-1122.22	-1396.26	-1401.30	-1424.11	-1398.51	-1411.12
Ramsey County, MN	PM ₁₀	Maintenance	100	0.00	-0.10	-1.59	-1.68	-1.40	-1.69	-1.72	-1.76	-1.76	-1.86
Reading, PA	Ozone	Maintenance	100	0.00	18.67	-522.09	-526.67	-421.84	-524.83	-526.73	-535.31	-525.70	-530.46
Reading, PA	PM _{2.5}	Nonattainment	100	0.00	18.67	-522.09	-526.67	-421.84	-524.83	-526.73	-535.31	-525.70	-530.46
Reno, NV	CO	Maintenance	100	0.00	3.50	-97.45	-98.30	-78.73	-97.95	-98.31	-99.91	-98.11	-98.99
Rhineland (Oneida County), WI	SO _x	Maintenance	100	0.00	0.03	-0.94	-0.95	-0.76	-0.94	-0.95	-0.96	-0.94	-0.95
Richmond-Petersburg, VA	Ozone	Maintenance	100	0.00	15.62	-438.27	-442.14	-354.15	-440.60	-442.20	-449.41	-441.35	-445.38
Rillito, AZ	PM ₁₀	Moderate	100	0.00	0.85	-23.79	-24.00	-19.22	-23.91	-24.00	-24.39	-23.95	-24.17
Riverside County (Coachella Valley), CA	Ozone	Severe	25	0.00	8.90	-249.09	-251.28	-201.27	-250.41	-251.31	-255.41	-250.82	-253.10
Roanoke, VA	Ozone	Former Subpart 1	50	0.00	7.14	-198.85	-200.58	-160.65	-199.88	-200.60	-203.86	-200.20	-202.00
Rochester (Olmsted County), MN	SO _x	Maintenance	100	0.00	2.18	-60.87	-61.40	-49.17	-61.18	-61.40	-62.40	-61.28	-61.83
Rochester, NY	Ozone	Former Subpart 1	50	0.00	17.64	-491.55	-495.84	-397.12	-494.09	-495.88	-503.95	-494.88	-499.34
Rocky Mount, NC	Ozone	Maintenance	100	0.00	5.28	-147.07	-148.36	-118.82	-147.83	-148.37	-150.78	-148.07	-149.40
Rome, GA	PM _{2.5}	Nonattainment	100	0.00	2.29	-63.76	-64.32	-51.51	-64.09	-64.33	-65.37	-64.20	-64.77
Ronan, MT	PM ₁₀	Moderate	100	0.00	0.03	-0.89	-0.90	-0.72	-0.90	-0.90	-0.91	-0.90	-0.91
Rothschild, Rib Mountain, Weston (Marathon County), WI	SO _x	Maintenance	100	0.00	0.08	-2.20	-2.22	-1.77	-2.21	-2.22	-2.25	-2.21	-2.23

Table D2-23 Emission Changes <u>a/</u> (for Cumulative Impacts) by Nonattainment Area with Alternative Standards for HD Vehicles Oxides of Nitrogen (NO _x) 2030													
Nonattainment Area	Pollutant	Status <u>c/</u>	General Conformity Threshold <u>d/</u>	Emissions Changes for Cumulative Impacts (tons/year)									
				Alt. 1	Alt. 2	Alt. 3	Alt. 4	Alt. 6A	Alt. 5	Alt. 6 <u>b/</u>	Alt. 7	Alt. 6B	Alt. 8
				No Action	Engine Only	Class 8 Tractors	Engines & Classes 7-8 Tractors	15% below Preferred Alternative Stringency	Engines, Classes 7-8 Tractors, & Classes 2b-3	Engines, Tractors, & Classes 2b-8	Engines, Tractors, Trucks, & Trailers	20% above Preferred Alternative Stringency	Accelerated Hybrid Adoption
Sacramento County, CA	PM ₁₀	Moderate	100	0.00	26.56	-742.84	-749.37	-600.21	-746.74	-749.45	-761.66	-747.98	-754.77
Sacramento Metro, CA	Ozone	Severe	25	0.00	46.95	-1311.19	-1322.67	-1059.37	-1318.03	-1322.80	-1344.34	-1320.19	-1332.13
Sacramento, CA	CO	Maintenance	100	0.00	28.41	-794.63	-801.61	-642.05	-798.80	-801.70	-814.75	-800.12	-807.38
Salem, OR	CO	Maintenance	100	0.00	2.68	-74.64	-75.29	-60.30	-75.03	-75.30	-76.52	-75.15	-75.83
Salt Lake City, UT	CO	Maintenance	100	0.00	-4.45	-92.94	-97.64	-81.12	-98.22	-99.59	-101.89	-101.93	-106.90
Salt Lake County, UT	PM ₁₀	Moderate	100	0.00	21.62	-819.29	-830.32	-667.93	-828.32	-832.32	-846.55	-833.20	-844.75
Salt Lake County, UT	SO _x	Nonattainment	100	0.00	29.07	-810.12	-817.18	-654.48	-814.30	-817.24	-830.54	-815.61	-822.95
San Antonio, TX	Ozone	Former Subpart 1	50	0.00	38.52	-1086.63	-1096.34	-878.24	-1092.54	-1096.54	-1114.43	-1094.50	-1104.60
San Bernardino County, CA	PM ₁₀	Moderate	100	0.00	6.21	-172.98	-174.49	-139.75	-173.87	-174.50	-177.34	-174.15	-175.72
San Diego, CA	CO	Maintenance	100	0.00	99.97	-2787.12	-2811.43	-2251.70	-2801.55	-2811.67	-2857.43	-2806.05	-2831.34
San Diego, CA	Ozone	Former Subpart 1	50	0.00	99.97	-2787.12	-2811.43	-2251.70	-2801.55	-2811.67	-2857.43	-2806.05	-2831.34
San Francisco Bay Area, CA	Ozone	Marginal	50	0.00	-111.62	-2441.07	-2561.92	-2126.66	-2576.62	-2611.69	-2671.58	-2671.65	-2799.35
San Francisco-Oakland-San Jose, CA	CO	Maintenance	100	0.00	-95.27	-2893.78	-3018.53	-2492.32	-3031.60	-3068.31	-3135.63	-3127.32	-3259.07
San Joaquin Valley, CA	Ozone	Extreme	10	0.00	274.65	-7767.66	-7837.39	-6278.54	-7810.33	-7839.05	-7966.98	-7824.68	-7897.27
San Joaquin Valley, CA	PM ₁₀	Maintenance	100	0.00	274.65	-7767.66	-7837.39	-6278.54	-7810.33	-7839.05	-7966.98	-7824.68	-7897.27
San Joaquin Valley, CA	PM _{2.5}	Nonattainment	100	0.00	274.65	-7767.66	-7837.39	-6278.54	-7810.33	-7839.05	-7966.98	-7824.68	-7897.27
San Manuel (Pinal County), AZ	SO _x	Maintenance	100	0.00	0.83	-23.01	-23.21	-18.59	-23.13	-23.21	-23.59	-23.17	-23.38
Sanders County (part);Thompson Falls and vicinity, MT	PM ₁₀	Moderate	100	0.00	0.02	-0.48	-0.49	-0.39	-0.49	-0.49	-0.50	-0.49	-0.49
Scranton-Wilkes Barre, PA	Ozone	Maintenance	100	0.00	20.06	-559.15	-564.02	-451.73	-562.04	-564.07	-573.25	-562.94	-568.01
Seattle-Tacoma, WA	CO	Maintenance	100	0.00	72.84	-2030.06	-2047.76	-1640.06	-2040.56	-2047.93	-2081.25	-2043.82	-2062.23
Sheboygan, WI	Ozone	Moderate	50	0.00	4.29	-119.61	-120.65	-96.63	-120.23	-120.66	-122.62	-120.42	-121.50
Sheridan, WY	PM ₁₀	Moderate	100	0.00	0.57	-15.78	-15.92	-12.75	-15.87	-15.92	-16.18	-15.89	-16.03
Shoshone County, ID	PM ₁₀	Moderate	100	0.00	0.00	-0.01	-0.01	-0.01	-0.01	-0.01	-0.01	-0.01	-0.01
Somerville, NJ	CO	Maintenance	100	0.00	0.18	-5.12	-5.16	-4.13	-5.14	-5.16	-5.24	-5.15	-5.20
South Bend-Elkhart, IN	Ozone	Maintenance	100	0.00	11.87	-332.24	-335.17	-268.46	-333.99	-335.21	-340.67	-334.55	-337.60
Southeast Chicago, IL	PM ₁₀	Maintenance	100	0.00	5.10	-144.00	-145.29	-116.39	-144.79	-145.32	-147.69	-145.05	-146.39
Spokane County, WA	PM ₁₀	Maintenance	100	0.00	7.22	-201.35	-203.11	-162.67	-202.39	-203.12	-206.43	-202.72	-204.54
Spokane, WA	CO	Maintenance	100	0.00	7.15	-199.23	-200.96	-160.95	-200.26	-200.98	-204.25	-200.58	-202.38
Springfield (western MA), MA	Ozone	Moderate	50	0.00	22.01	-617.98	-623.45	-499.38	-621.28	-623.54	-633.70	-622.34	-628.03
Springfield, MA	CO	Maintenance	100	0.00	3.15	-89.72	-90.54	-72.54	-90.23	-90.56	-92.04	-90.40	-91.25
St Louis, MO	CO	Maintenance	100	0.00	27.28	-760.43	-767.06	-614.34	-764.36	-767.12	-779.61	-765.59	-772.49
St Louis, MO-IL	Ozone	Moderate	50	0.00	-16.76	-2658.12	-2737.35	-2234.47	-2741.06	-2765.47	-2820.26	-2796.63	-2880.16
St. Louis, MO-IL	PM _{2.5}	Nonattainment	100	0.00	-17.36	-2641.44	-2720.52	-2220.99	-2724.29	-2748.64	-2803.16	-2779.83	-2863.21
State College, PA	Ozone	Maintenance	100	0.00	6.68	-186.07	-187.70	-150.33	-187.04	-187.71	-190.77	-187.34	-189.02
Steamboat Springs, CO	PM ₁₀	Maintenance	100	0.00	0.47	-12.98	-13.10	-10.49	-13.05	-13.10	-13.31	-13.07	-13.19
Steubenville & Mingo Juction, OH	SO _x	Maintenance	100	0.00	1.12	-31.35	-31.62	-25.33	-31.51	-31.63	-32.14	-31.56	-31.85
Steubenville-Weirton, OH-WV	Ozone	Maintenance	100	0.00	0.48	-127.02	-130.17	-105.78	-130.20	-131.19	-133.69	-132.27	-135.58
Steubenville-Weirton, OH-WV	PM _{2.5}	Nonattainment	100	0.00	0.48	-127.02	-130.17	-105.78	-130.20	-131.19	-133.69	-132.27	-135.58
Stockton, CA	CO	Maintenance	100	0.00	8.81	-245.60	-247.74	-198.41	-246.87	-247.76	-251.79	-247.26	-249.49
Sutter County (Sutter Buttes), CA	Ozone	Former Subpart 1	50	0.00	0.00	0.00	0.00	0.00	0.00	0.00	0.00	0.00	0.00
Syracuse, NY	CO	Maintenance	100	0.00	7.31	-203.63	-205.41	-164.51	-204.68	-205.42	-208.77	-205.01	-206.86
Telluride, CO	PM ₁₀	Maintenance	100	0.00	0.04	-1.23	-1.24	-0.99	-1.23	-1.24	-1.26	-1.24	-1.25
Terre Haute, IN	Ozone	Maintenance	100	0.00	3.38	-94.06	-94.88	-75.99	-94.55	-94.89	-96.43	-94.70	-95.55

Table D2-23 Emission Changes ^{a/} (for Cumulative Impacts) by Nonattainment Area with Alternative Standards for HD Vehicles Oxides of Nitrogen (NO _x) 2030													
Nonattainment Area	Pollutant	Status ^{c/}	General Conformity Threshold ^{d/}	Emissions Changes for Cumulative Impacts (tons/year)									
				Alt. 1	Alt. 2	Alt. 3	Alt. 4	Alt. 6A	Alt. 5	Alt. 6 ^{b/}	Alt. 7	Alt. 6B	Alt. 8
				No Action	Engine Only	Class 8 Tractors	Engines & Classes 7-8 Tractors	15% below Preferred Alternative Stringency	Engines, Classes 7-8 Tractors, & Classes 2b-3	Engines, Tractors, & Classes 2b-8	Engines, Tractors, & Truck, & Trailers	20% above Preferred Alternative Stringency	Accelerated Hybrid Adoption
Tioga County, PA	Ozone	Maintenance	100	0.00	1.57	-43.83	-44.21	-35.41	-44.06	-44.22	-44.94	-44.13	-44.52
Toledo, OH	Ozone	Maintenance	100	0.00	-48.11	-523.16	-561.15	-474.55	-567.14	-577.84	-593.08	-598.57	-638.75
Toms River, NJ	CO	Maintenance	100	0.00	0.72	-20.18	-20.36	-16.31	-20.29	-20.36	-20.69	-20.32	-20.50
Tooele County, UT	SO _x	Nonattainment	100	0.00	2.46	-68.62	-69.22	-55.44	-68.98	-69.22	-70.35	-69.09	-69.71
Trenton, NJ	CO	Maintenance	100	0.00	2.01	-56.09	-56.58	-45.32	-56.38	-56.59	-57.51	-56.47	-56.98
Trona, CA	PM ₁₀	Moderate	100	0.00	0.05	-1.30	-1.31	-1.05	-1.30	-1.31	-1.33	-1.31	-1.32
Tucson, AZ	CO	Maintenance	100	0.00	17.00	-473.72	-477.85	-382.72	-476.17	-477.89	-485.67	-476.94	-481.23
Utah County, UT	PM ₁₀	Moderate	100	0.00	6.74	-187.83	-189.47	-151.75	-188.80	-189.49	-192.57	-189.11	-190.81
Vancouver, WA	CO	Maintenance	100	0.00	7.75	-215.87	-217.76	-174.40	-216.99	-217.77	-221.32	-217.34	-219.30
Ventura County, CA	Ozone	Serious	50	0.00	10.19	-289.37	-291.99	-233.92	-290.98	-292.06	-296.83	-291.53	-294.26
Vermillion County, IN	PM ₁₀	Maintenance	100	0.00	0.27	-7.59	-7.66	-6.13	-7.63	-7.66	-7.78	-7.64	-7.71
Vigo County, IN	SO _x	Maintenance	100	0.00	3.38	-94.06	-94.88	-75.99	-94.55	-94.89	-96.43	-94.70	-95.55
Wallula, WA	PM ₁₀	Maintenance	100	0.00	0.00	0.00	0.00	0.00	0.00	0.00	0.00	0.00	0.00
Waltham, MA	CO	Maintenance	100	0.00	1.06	-29.52	-29.78	-23.85	-29.67	-29.78	-30.26	-29.72	-29.99
Warren County, NJ	SO _x	Maintenance	100	0.00	1.04	-29.03	-29.28	-23.45	-29.18	-29.28	-29.76	-29.23	-29.49
Warren County, PA	SO _x	Nonattainment	100	0.00	0.31	-9.96	-10.08	-8.09	-10.05	-10.09	-10.26	-10.09	-10.20
Washington County (Hagerstown), MD	Ozone	Former Subpart 1	50	0.00	3.67	-102.22	-103.11	-82.58	-102.75	-103.12	-104.80	-102.92	-103.84
Washington, DC-MD-VA	CO	Maintenance	100	0.00	145.70	-4060.51	-4095.90	-3280.43	-4081.51	-4096.24	-4162.90	-4088.04	-4124.85
Washington, DC-MD-VA	Ozone	Moderate	50	0.00	145.69	-4060.52	-4095.91	-3280.44	-4081.52	-4096.25	-4162.91	-4088.05	-4124.87
Washington, DC-MD-VA	PM _{2.5}	Nonattainment	100	0.00	145.69	-4060.52	-4095.91	-3280.44	-4081.52	-4096.25	-4162.91	-4088.05	-4124.87
Washoe County, NV	PM ₁₀	Serious	70	0.00	3.50	-97.45	-98.30	-78.73	-97.95	-98.31	-99.91	-98.11	-98.99
Waterford Township (Washington County), OH	SO _x	Maintenance	100	0.00	0.17	-4.69	-4.73	-3.79	-4.72	-4.73	-4.81	-4.72	-4.77
Wayne County, IN	SO _x	Maintenance	100	0.00	2.25	-62.80	-63.35	-50.73	-63.12	-63.35	-64.38	-63.22	-63.79
Wayne County, MI	PM ₁₀	Maintenance	100	0.00	-18.02	-103.48	-115.25	-100.47	-117.43	-120.67	-124.53	-127.54	-139.99
Weirton, WV	PM ₁₀	Maintenance	100	0.00	0.38	-10.55	-10.64	-8.52	-10.60	-10.64	-10.81	-10.62	-10.71
Weirton, WV	SO _x	Maintenance	100	0.00	0.38	-10.55	-10.64	-8.52	-10.60	-10.64	-10.81	-10.62	-10.71
Wheeling, WV-OH	Ozone	Maintenance	100	0.00	10.69	-297.91	-300.50	-240.67	-299.45	-300.53	-305.42	-299.92	-302.63
Wheeling, WV-OH	PM _{2.5}	Nonattainment	100	0.00	10.69	-297.91	-300.50	-240.67	-299.45	-300.53	-305.42	-299.92	-302.63
Winston-Salem, NC	CO	Maintenance	100	0.00	9.96	-279.14	-281.60	-225.55	-280.61	-281.63	-286.22	-281.09	-283.64
Worcester, MA	CO	Maintenance	100	0.00	4.98	-138.89	-140.10	-112.21	-139.61	-140.11	-142.39	-139.83	-141.09
Yakima County, WA	PM ₁₀	Maintenance	100	0.00	2.24	-62.53	-63.07	-50.51	-62.85	-63.08	-64.10	-62.95	-63.52
Yakima, WA	CO	Maintenance	100	0.00	0.95	-26.58	-26.82	-21.48	-26.72	-26.82	-27.26	-26.77	-27.01
York, PA	Ozone	Maintenance	100	0.00	18.17	-507.76	-512.21	-410.25	-510.41	-512.26	-520.60	-511.25	-515.88
York, PA	PM _{2.5}	Nonattainment	100	0.00	18.17	-507.76	-512.21	-410.25	-510.41	-512.26	-520.60	-511.25	-515.88
Youngstown-Warren-Sharon, OH-PA	Ozone	Maintenance	100	0.00	20.63	-574.91	-579.93	-464.47	-577.89	-579.97	-589.41	-578.81	-584.02
Yuma, AZ	PM ₁₀	Moderate	100	0.00	4.73	-131.84	-132.99	-106.51	-132.52	-133.00	-135.16	-132.73	-133.93

^{a/} Negative emissions changes indicate reductions; positive emissions changes are increases. Values of less than 0.005 tons/year are rounded to zero.

^{b/} Preferred Alternative

^{c/} Pollutants for which the area is designated nonattainment or maintenance as of 2010. Source: 40 CFR 81.

^{d/} Emissions thresholds in tons/year of: CO in CO maintenance and nonattainment areas; VOC or NO_x in ozone maintenance and nonattainment areas; primary PM_{2.5} in PM_{2.5} maintenance and nonattainment areas; primary PM₁₀ in PM₁₀ maintenance and nonattainment areas; and SO₂ in SO₂ maintenance and nonattainment areas. Source: 40 CFR § 93.153. These thresholds are provided for information only; a general conformity determination is not required for the proposed actions. (See section 3.3.1.)

Source: EPA (U.S. Environmental Protection Agency). 2010. The Green Book Nonattainment Areas. Washington, District of Columbia. Last Revised: June 16, 2010. U.S. Environmental Protection Agency. Available: <http://www.epa.gov/oaqps001/greenbk/>. Accessed: August 6, 2010.

Table D2-24 Emission Changes <u>a/</u> (for Cumulative Impacts) by Nonattainment Area with Alternative Standards for HD Vehicles Oxides of Nitrogen (NO _x) 2050													
Nonattainment Area	Pollutant	Status <u>c/</u>	General Conformity Threshold <u>d/</u>	Emissions Changes for Cumulative Impacts (tons/year)									
				Alt. 1	Alt. 2	Alt. 3	Alt. 4	Alt. 6A	Alt. 5	Alt. 6 <u>b/</u>	Alt. 7	Alt. 6B	Alt. 8
				No Action	Engine Only	Class 8 Tractors	Engines & Classes 7-8 Tractors	15% below Preferred Alternative Stringency	Engines, Classes 7-8 Tractors, & Classes 2b-3	Engines, Tractors, & Classes 2b-8	Engines, Tractors, & Truckers, Trailers	20% above Preferred Alternative Stringency	Accelerated Hybrid Adoption
Addison Township (Gallia County), OH	SO _x	Maintenance	100	0.00	0.08	-2.39	-2.41	-1.94	-2.41	-2.42	-2.46	-2.42	-2.46
Ajo (Pima County), AZ	PM ₁₀	Moderate	100	0.00	0.16	-5.16	-5.22	-4.20	-5.22	-5.24	-5.33	-5.24	-5.33
Ajo (Pima County), AZ	SO _x	Maintenance	100	0.00	0.06	-5.28	-5.39	-4.38	-5.41	-5.46	-5.55	-5.49	-5.66
Albany-Schenectady-Troy, NY	Ozone	Former Subpart 1	50	0.00	19.63	-626.56	-633.08	-509.37	-633.09	-636.54	-646.91	-636.56	-646.97
Albuquerque, NM	CO	Maintenance	100	0.00	15.54	-493.91	-499.02	-401.48	-499.02	-501.72	-509.89	-501.72	-509.88
Allegan County, MI	Ozone	Former Subpart 1	50	0.00	7.36	-234.05	-236.47	-190.25	-236.47	-237.75	-241.62	-237.75	-241.61
Allentown-Bethlehem-Easton, PA	Ozone	Maintenance	100	0.00	17.52	-558.93	-564.74	-454.37	-564.74	-567.82	-577.06	-567.84	-577.11
Altoona, PA	Ozone	Maintenance	100	0.00	2.67	-84.95	-85.82	-69.05	-85.82	-86.29	-87.69	-86.29	-87.69
Amador and Calveras Counties (Central Mountain), CA	Ozone	Former Subpart 1	50	0.00	3.43	-109.01	-110.13	-88.61	-110.13	-110.73	-112.53	-110.73	-112.53
Anchorage, AK	CO	Maintenance	100	0.00	2.06	-65.35	-66.03	-53.12	-66.03	-66.39	-67.47	-66.39	-67.46
Anthony, NM	PM ₁₀	Moderate	100	0.00	0.14	-6.53	-6.63	-5.36	-6.64	-6.69	-6.80	-6.71	-6.86
Armstrong County, PA	SO _x	Nonattainment	100	0.00	0.12	-3.97	-4.01	-3.23	-4.01	-4.03	-4.10	-4.03	-4.10
Aspen, CO	PM ₁₀	Maintenance	100	0.00	0.21	-6.75	-6.82	-5.49	-6.82	-6.86	-6.97	-6.86	-6.97
Atlanta, GA	Ozone	Moderate	50	0.00	427.20	-13580.87	-13721.20	-11039.23	-13721.20	-13795.63	-14020.22	-13795.61	-14019.94
Atlanta, GA	PM _{2.5}	Nonattainment	100	0.00	427.20	-13580.87	-13721.20	-11039.23	-13721.20	-13795.63	-14020.22	-13795.61	-14019.94
Atlantic City, NJ	CO	Maintenance	100	0.00	0.41	-13.18	-13.31	-10.71	-13.31	-13.39	-13.60	-13.39	-13.60
Bakersfield, CA	CO	Maintenance	100	0.00	4.92	-353.44	-360.46	-292.28	-361.23	-364.24	-370.61	-366.30	-376.52
Baltimore, MD	CO	Maintenance	100	0.00	83.43	-2658.53	-2686.10	-2161.14	-2686.13	-2700.73	-2744.71	-2700.79	-2744.85
Baltimore, MD	Ozone	Moderate	50	0.00	83.40	-2658.56	-2686.16	-2161.20	-2686.19	-2700.80	-2744.78	-2700.87	-2744.95
Baltimore, MD	PM _{2.5}	Nonattainment	100	0.00	83.40	-2658.56	-2686.16	-2161.20	-2686.19	-2700.80	-2744.78	-2700.87	-2744.95
Baton Rouge, LA	Ozone	Moderate	50	0.00	-154.07	-926.19	-1035.31	-900.21	-1058.08	-1094.79	-1125.71	-1155.77	-1300.40
Beaumont-Port Arthur, TX	Ozone	Moderate	50	0.00	-176.82	-607.21	-719.95	-651.16	-744.29	-781.46	-808.18	-846.67	-995.01
Benton County, TN	SO _x	Maintenance	100	0.00	0.10	-3.14	-3.17	-2.55	-3.17	-3.19	-3.24	-3.19	-3.24
Benton Harbor, MI	Ozone	Maintenance	100	0.00	7.41	-238.11	-240.61	-193.61	-240.62	-241.94	-245.89	-241.97	-245.96
Benzie County, MI	Ozone	Maintenance	100	0.00	1.23	-39.21	-39.62	-31.87	-39.62	-39.83	-40.48	-39.83	-40.48
Berkeley and Jefferson Counties, WV	Ozone	Maintenance	100	0.00	7.13	-226.46	-228.79	-184.07	-228.79	-230.03	-233.78	-230.03	-233.77
Billings, MT	CO	Maintenance	100	0.00	-56.57	-139.28	-173.84	-162.24	-181.42	-192.71	-200.20	-213.00	-258.33
Birmingham, AL	Ozone	Maintenance	100	0.00	46.48	-1585.06	-1603.28	-1291.14	-1603.70	-1612.97	-1639.47	-1614.09	-1642.66
Birmingham, AL	PM _{2.5}	Nonattainment	100	0.00	46.48	-1585.06	-1603.28	-1291.14	-1603.70	-1612.97	-1639.47	-1614.09	-1642.66
Boise-Northern Ada County, ID	CO	Maintenance	100	0.00	18.59	-593.86	-600.04	-482.79	-600.06	-603.33	-613.15	-603.36	-613.23
Boise-Northern Ada County, ID	PM ₁₀	Maintenance	100	0.00	18.59	-593.86	-600.04	-482.79	-600.06	-603.33	-613.15	-603.36	-613.23
Bonner County (Sandpoint), ID	PM ₁₀	Moderate	100	0.00	0.53	-16.82	-16.99	-13.67	-16.99	-17.08	-17.36	-17.08	-17.36
Boston, MA	CO	Maintenance	100	0.00	17.79	-565.67	-571.52	-459.81	-571.52	-574.62	-583.97	-574.62	-583.96
Boston-Lawrence-Worcester (eastern MA), MA	Ozone	Moderate	50	0.00	118.38	-3773.66	-3812.84	-3067.69	-3812.88	-3833.62	-3896.05	-3833.72	-3896.28
Boston-Manchester-Portsmouth (southeast NH), NH	Ozone	Moderate	50	0.00	19.03	-604.80	-611.05	-491.61	-611.05	-614.36	-624.36	-614.36	-624.34
Boyd County (part), KY	SO _x	Maintenance	100	0.00	0.32	-10.12	-10.22	-8.22	-10.22	-10.28	-10.44	-10.28	-10.44
Buffalo-Niagara Falls, NY	Ozone	Former Subpart 1	50	0.00	18.24	-579.64	-585.63	-471.16	-585.63	-588.80	-598.39	-588.80	-598.37
Burlington, NJ	CO	Maintenance	100	0.00	0.16	-5.04	-5.09	-4.09	-5.09	-5.11	-5.20	-5.11	-5.20
Butte, MT	PM ₁₀	Moderate	100	0.00	0.72	-22.74	-22.97	-18.48	-22.97	-23.10	-23.47	-23.10	-23.47
Canon City, CO	PM ₁₀	Maintenance	100	0.00	0.58	-18.59	-18.78	-15.11	-18.78	-18.89	-19.19	-18.89	-19.19
Canton-Massillon, OH	Ozone	Maintenance	100	0.00	-1.36	-615.06	-632.67	-516.61	-635.24	-642.19	-654.12	-649.08	-673.86
Canton-Massillon, OH	PM _{2.5}	Nonattainment	100	0.00	-1.36	-615.06	-632.67	-516.61	-635.24	-642.19	-654.12	-649.08	-673.86
Case County, MI	Ozone	Maintenance	100	0.00	1.88	-62.35	-63.04	-50.75	-63.05	-63.40	-64.44	-63.43	-64.52

Table D2-24 Emission Changes <u>a/</u> (for Cumulative Impacts) by Nonattainment Area with Alternative Standards for HD Vehicles Oxides of Nitrogen (NO _x) 2050													
Nonattainment Area	Pollutant	Status <u>c/</u>	General Conformity Threshold <u>d/</u>	Emissions Changes for Cumulative Impacts (tons/year)									
				Alt. 1	Alt. 2	Alt. 3	Alt. 4	Alt. 6A	Alt. 5	Alt. 6 <u>b/</u>	Alt. 7	Alt. 6B	Alt. 8
				No Action	Engine Only	Class 8 Tractors	Engines & Classes 7-8 Tractors	15% below Preferred Alternative Stringency	Engines, Classes 7-8 Tractors, & Classes 2b-3	Engines, Tractors, & Classes 2b-8	Engines, Tractors, & Truck, & Trailers	20% above Preferred Alternative Stringency	Accelerated Hybrid Adoption
Center Township (Morgan County), OH	SO _x	Maintenance	100	0.00	0.03	-1.05	-1.06	-0.85	-1.06	-1.07	-1.08	-1.07	-1.08
Central Steptoe Valley (White Pine County), NV	SO _x	Maintenance	100	0.00	0.06	-1.94	-1.96	-1.58	-1.96	-1.98	-2.01	-1.98	-2.01
Charleston, WV	Ozone	Maintenance	100	0.00	20.18	-641.36	-647.99	-521.33	-647.98	-651.50	-662.10	-651.50	-662.09
Charleston, WV	PM _{2.5}	Nonattainment	100	0.00	20.18	-641.36	-647.99	-521.33	-647.98	-651.50	-662.10	-651.50	-662.09
Charlotte, NC	CO	Maintenance	100	0.00	23.46	-745.52	-753.22	-605.99	-753.22	-757.30	-769.63	-757.30	-769.61
Charlotte-Gastonia-Rock Hill, NC-SC	Ozone	Moderate	50	0.00	53.41	-1697.61	-1715.15	-1379.90	-1715.15	-1724.45	-1752.52	-1724.44	-1752.47
Chattanooga, TN-GA-AL	PM _{2.5}	Nonattainment	100	0.00	18.09	-575.39	-581.34	-467.72	-581.34	-584.50	-594.01	-584.50	-594.01
Chattanooga, TN-GA	Ozone	Former Subpart 1	50	0.00	17.14	-545.21	-550.85	-443.18	-550.85	-553.84	-562.86	-553.84	-562.86
Chicago-Gary-Lake County, IL-IN	Ozone	Moderate	50	0.00	261.92	-19048.28	-19428.37	-15754.69	-19470.28	-19632.93	-19976.65	-19745.16	-20297.89
Chicago-Gary-Lake County, IL-IN	PM _{2.5}	Nonattainment	100	0.00	261.92	-19048.28	-19428.37	-15754.69	-19470.28	-19632.93	-19976.65	-19745.16	-20297.89
Chico, CA	CO	Maintenance	100	0.00	7.29	-231.67	-234.06	-188.31	-234.06	-235.33	-239.16	-235.33	-239.16
Chico, CA	Ozone	Former Subpart 1	50	0.00	7.29	-231.67	-234.06	-188.31	-234.06	-235.33	-239.16	-235.33	-239.16
Cincinnati-Hamilton, OH-KY-IN	Ozone	Former Subpart 1	50	0.00	138.99	-4417.49	-4463.12	-3590.74	-4463.11	-4487.32	-4560.37	-4487.30	-4560.24
Cincinnati-Hamilton, OH-KY-IN	PM _{2.5}	Nonattainment	100	0.00	138.99	-4417.49	-4463.12	-3590.74	-4463.11	-4487.32	-4560.37	-4487.30	-4560.24
Clairton & 4 Boroughs, PA	PM ₁₀	Maintenance	100	0.00	0.09	-7.28	-7.42	-6.02	-7.44	-7.50	-7.64	-7.55	-7.77
Clark County, NV	PM ₁₀	Serious	70	0.00	6.10	-193.85	-195.86	-157.57	-195.86	-196.92	-200.12	-196.92	-200.12
Clarksville-Hopkinsville, TN-KY	Ozone	Maintenance	100	0.00	11.45	-363.86	-367.62	-295.76	-367.62	-369.61	-375.63	-369.61	-375.62
Clearfield and Indiana Counties, PA	Ozone	Maintenance	100	0.00	9.55	-303.52	-306.65	-246.71	-306.65	-308.32	-313.34	-308.32	-313.33
Cleveland, OH	CO	Maintenance	100	0.00	26.85	-853.29	-862.10	-693.59	-862.10	-866.77	-880.88	-866.77	-880.86
Cleveland-Akron-Lorain, OH	Ozone	Maintenance	100	0.00	180.85	-5747.58	-5806.94	-4671.89	-5806.94	-5838.43	-5933.47	-5838.40	-5933.31
Cleveland-Akron-Lorain, OH	PM _{2.5}	Nonattainment	100	0.00	180.85	-5747.58	-5806.94	-4671.89	-5806.94	-5838.43	-5933.47	-5838.40	-5933.31
Coachella Valley, CA	PM ₁₀	Serious	70	0.00	11.43	-365.16	-368.96	-296.87	-368.97	-370.98	-377.03	-371.00	-377.07
Colbert County, AL	SO _x	Maintenance	100	0.00	1.61	-51.13	-51.66	-41.56	-51.66	-51.94	-52.79	-51.94	-52.79
Colorado Springs, CO	CO	Maintenance	100	0.00	12.28	-397.49	-401.72	-323.28	-401.74	-403.96	-410.55	-404.03	-410.76
Columbia Falls, MT	PM ₁₀	Moderate	100	0.00	0.19	-6.18	-6.24	-5.02	-6.24	-6.28	-6.38	-6.28	-6.38
Columbia, SC	Ozone	Former Subpart 1	50	0.00	24.61	-782.29	-790.37	-635.88	-790.37	-794.65	-807.59	-794.65	-807.57
Columbus, OH	Ozone	Maintenance	100	0.00	133.94	-4256.88	-4300.84	-3460.18	-4300.84	-4324.16	-4394.55	-4324.14	-4394.43
Columbus, OH	PM _{2.5}	Nonattainment	100	0.00	133.94	-4256.88	-4300.84	-3460.18	-4300.84	-4324.16	-4394.55	-4324.14	-4394.43
Conewango Township (Warren County), PA	SO _x	Maintenance	100	0.00	0.01	-2.75	-2.82	-2.30	-2.83	-2.86	-2.91	-2.89	-2.99
Coso Junction, CA	PM ₁₀	Moderate	100	0.00	0.01	-0.20	-0.20	-0.16	-0.20	-0.20	-0.21	-0.20	-0.21
Cuyahoga County, OH	PM ₁₀	Maintenance	100	0.00	49.52	-1573.78	-1590.03	-1279.24	-1590.03	-1598.65	-1624.68	-1598.64	-1624.63
Cuyahoga County, OH	SO _x	Maintenance	100	0.00	49.52	-1573.78	-1590.03	-1279.24	-1590.03	-1598.65	-1624.68	-1598.64	-1624.63
Dallas-Fort Worth, TX	Ozone	Moderate	50	0.00	131.45	-4186.93	-4230.34	-3403.56	-4230.37	-4253.36	-4322.62	-4253.44	-4322.78
Dayton-Springfield, OH	Ozone	Maintenance	100	0.00	54.46	-1730.88	-1748.76	-1406.94	-1748.76	-1758.24	-1786.87	-1758.24	-1786.82
Dayton-Springfield, OH	PM _{2.5}	Nonattainment	100	0.00	54.46	-1730.88	-1748.76	-1406.94	-1748.76	-1758.24	-1786.87	-1758.24	-1786.82
Denver Metro, CO	PM ₁₀	Maintenance	100	0.00	23.67	-1925.20	-1965.14	-1594.57	-1969.72	-1986.64	-2021.62	-1998.92	-2056.76
Denver-Boulder, CO	CO	Maintenance	100	0.00	20.75	-1832.34	-1871.32	-1519.10	-1875.91	-1892.32	-1925.76	-1904.60	-1960.91
Denver-Boulder-Greeley-Fort Collins-Loveland, CO	Ozone	Former Subpart 1	50	0.00	39.30	-2421.85	-2466.92	-1998.27	-2471.50	-2491.14	-2534.33	-2503.42	-2569.46
Detroit, MI	CO	Maintenance	100	0.00	31.12	-2053.17	-2092.57	-1695.84	-2096.72	-2113.76	-2150.56	-2124.89	-2182.43
Detroit-Ann Arbor, MI	Ozone	Maintenance	100	0.00	398.31	-13772.41	-13933.69	-11223.01	-13938.03	-14019.54	-14250.27	-14031.14	-14283.29
Detroit-Ann Arbor, MI	PM _{2.5}	Nonattainment	100	0.00	398.31	-13772.41	-13933.69	-11223.01	-13938.03	-14019.54	-14250.27	-14031.14	-14283.29
Door County, WI	Ozone	Former Subpart 1	50	0.00	1.60	-50.77	-51.29	-41.27	-51.29	-51.57	-52.41	-51.57	-52.41
Douglas (Cochise County), AZ	PM ₁₀	Moderate	100	0.00	1.95	-61.94	-62.58	-50.35	-62.58	-62.92	-63.95	-62.92	-63.94

Table D2-24 Emission Changes <u>a/</u> (for Cumulative Impacts) by Nonattainment Area with Alternative Standards for HD Vehicles Oxides of Nitrogen (NO _x) 2050													
Nonattainment Area	Pollutant	Status <u>c/</u>	General Conformity Threshold <u>d/</u>	Emissions Changes for Cumulative Impacts (tons/year)									
				Alt. 1	Alt. 2	Alt. 3	Alt. 4	Alt. 6A	Alt. 5	Alt. 6 <u>b/</u>	Alt. 7	Alt. 6B	Alt. 8
				No Action	Engine Only	Class 8 Tractors	Engines & Classes 7–8 Tractors	15% below Preferred Alternative Stringency	Engines, Classes 7–8 Tractors, & Classes 2b–3	Engines, Tractors, & Classes 2b–8	Engines, Tractors, & Trucks, & Trailers	20% above Preferred Alternative Stringency	Accelerated Hybrid Adoption
Douglas (Cochise County), AZ	SO _x	Maintenance	100	0.00	1.95	-61.94	-62.58	-50.35	-62.58	-62.92	-63.95	-62.92	-63.94
Duluth, MN	CO	Maintenance	100	0.00	2.27	-72.21	-72.96	-58.70	-72.96	-73.35	-74.55	-73.35	-74.55
Eagle River, AK	PM ₁₀	Moderate	100	0.00	0.13	-4.13	-4.17	-3.36	-4.17	-4.19	-4.26	-4.19	-4.26
East Chicago, IN	CO	Maintenance	100	0.00	6.56	-210.60	-212.81	-171.23	-212.82	-213.98	-217.47	-214.00	-217.52
East Chicago, IN	PM ₁₀	Maintenance	100	0.00	-211.15	-449.45	-576.52	-546.54	-604.51	-645.88	-672.50	-720.87	-887.33
East Helena Area (Lewis and Clark County), MT	SO _x	Nonattainment	100	0.00	0.04	-1.15	-1.16	-0.93	-1.16	-1.17	-1.19	-1.17	-1.19
El Paso County, TX	PM ₁₀	Moderate	100	0.00	-15.54	-244.59	-259.75	-217.51	-262.63	-267.99	-274.01	-275.72	-296.16
El Paso, TX	CO	Maintenance	100	0.00	0.36	-13.40	-13.58	-10.95	-13.58	-13.67	-13.90	-13.69	-13.96
Erie, PA	Ozone	Maintenance	100	0.00	8.18	-262.48	-265.23	-213.42	-265.24	-266.69	-271.04	-266.72	-271.11
Essex County (Whiteface Mountain), NY	Ozone	Former Subpart 1	50	0.00	0.04	-1.39	-1.41	-1.13	-1.41	-1.41	-1.44	-1.41	-1.44
Eugene-Springfield, OR	CO	Maintenance	100	0.00	11.44	-363.56	-367.31	-295.52	-367.31	-369.30	-375.32	-369.30	-375.30
Eugene-Springfield, OR	PM ₁₀	Moderate	100	0.00	11.44	-363.56	-367.31	-295.52	-367.31	-369.30	-375.32	-369.30	-375.30
Evansville, IN	Ozone	Maintenance	100	0.00	24.58	-781.18	-789.25	-634.98	-789.25	-793.53	-806.45	-793.53	-806.43
Evansville, IN	PM _{2.5}	Nonattainment	100	0.00	24.58	-781.18	-789.25	-634.98	-789.25	-793.53	-806.45	-793.53	-806.43
Fairbanks, AK	CO	Maintenance	100	0.00	0.45	-14.33	-14.48	-11.65	-14.48	-14.56	-14.79	-14.56	-14.79
Fayetteville, NC	Ozone	Former Subpart 1	50	0.00	8.00	-254.12	-256.75	-206.56	-256.75	-258.14	-262.34	-258.14	-262.34
Flathead County; Whitefish and vicinity, MT	PM ₁₀	Moderate	100	0.00	0.25	-8.03	-8.11	-6.52	-8.11	-8.15	-8.29	-8.15	-8.29
Flint, MI	Ozone	Maintenance	100	0.00	21.81	-742.58	-751.10	-604.85	-751.29	-755.63	-768.04	-756.14	-769.50
Follansbee, WV	PM ₁₀	Maintenance	100	0.00	0.02	-0.55	-0.55	-0.44	-0.55	-0.55	-0.56	-0.55	-0.56
Fort Collins, CO	CO	Maintenance	100	0.00	4.28	-135.88	-137.29	-110.45	-137.29	-138.03	-140.28	-138.03	-140.27
Fort Hall Reservation, ID	PM ₁₀	Moderate	100	0.00	0.02	-0.50	-0.50	-0.40	-0.50	-0.51	-0.51	-0.51	-0.51
Fort Wayne, IN	Ozone	Maintenance	100	0.00	14.54	-462.09	-466.86	-375.61	-466.86	-469.40	-477.04	-469.39	-477.02
Franklin County, PA	Ozone	Maintenance	100	0.00	6.81	-216.73	-218.98	-176.18	-218.98	-220.17	-223.76	-220.17	-223.76
Franklin Township (Coshocton County), OH	SO _x	Maintenance	100	0.00	0.03	-0.93	-0.94	-0.76	-0.94	-0.95	-0.96	-0.95	-0.96
Frederick County, VA	Ozone	Former Subpart 1	50	0.00	4.09	-129.86	-131.20	-105.55	-131.20	-131.91	-134.06	-131.91	-134.05
Fredericksburg, VA	Ozone	Maintenance	100	0.00	8.47	-269.28	-272.06	-218.89	-272.06	-273.54	-277.99	-273.54	-277.98
Freehold, NJ	CO	Maintenance	100	0.00	0.21	-6.74	-6.81	-5.48	-6.81	-6.85	-6.96	-6.85	-6.96
Fresno, CA	CO	Maintenance	100	0.00	13.43	-430.08	-434.57	-349.66	-434.58	-436.96	-444.08	-436.99	-444.16
Grand Rapids, MI	Ozone	Maintenance	100	0.00	39.74	-1263.22	-1276.27	-1026.81	-1276.27	-1283.19	-1304.08	-1283.19	-1304.05
Granite City, Nameoki Townships, IL	PM ₁₀	Maintenance	100	0.00	1.41	-45.22	-45.69	-36.77	-45.70	-45.94	-46.69	-45.95	-46.70
Grant County, NM	SO _x	Maintenance	100	0.00	0.07	-2.23	-2.26	-1.81	-2.26	-2.27	-2.30	-2.27	-2.30
Grants Pass, OR	CO	Maintenance	100	0.00	0.97	-30.88	-31.20	-25.10	-31.20	-31.37	-31.88	-31.37	-31.88
Grants Pass, OR	PM ₁₀	Maintenance	100	0.00	0.97	-30.88	-31.20	-25.10	-31.20	-31.37	-31.88	-31.37	-31.88
Great Falls, MT	CO	Maintenance	100	0.00	0.54	-17.29	-17.47	-14.06	-17.47	-17.56	-17.85	-17.56	-17.85
Greater Connecticut, CT	Ozone	Moderate	50	0.00	22.63	-732.39	-740.18	-595.65	-740.23	-744.31	-756.46	-744.45	-756.83
Greeley, CO	CO	Maintenance	100	0.00	3.38	-107.47	-108.58	-87.35	-108.58	-109.16	-110.94	-109.16	-110.94
Green Bay, WI	SO _x	Maintenance	100	0.00	3.99	-126.73	-128.04	-103.01	-128.04	-128.74	-130.83	-128.74	-130.83
Greene County, IN	Ozone	Maintenance	100	0.00	1.94	-61.70	-62.34	-50.16	-62.34	-62.68	-63.70	-62.68	-63.70
Greene County, PA	Ozone	Maintenance	100	0.00	1.17	-37.25	-37.63	-30.28	-37.63	-37.84	-38.45	-37.84	-38.45
Greensboro-Winston Salem-High Point, NC	Ozone	Marginal	50	0.00	68.21	-2170.14	-2192.60	-1764.05	-2192.61	-2204.51	-2240.40	-2204.53	-2240.41
Greensboro-Winston salem-High Point, NC	PM _{2.5}	Nonattainment	100	0.00	68.21	-2170.14	-2192.60	-1764.05	-2192.61	-2204.51	-2240.40	-2204.53	-2240.41
Greenville-Spartanburg-Anderson, SC	Ozone	Former Subpart 1	50	0.00	32.04	-1020.82	-1031.40	-829.83	-1031.41	-1037.02	-1053.91	-1037.04	-1053.96
Groveland Township (Tazewell County), IL	SO _x	Maintenance	100	0.00	0.88	-27.94	-28.23	-22.71	-28.23	-28.38	-28.85	-28.38	-28.85

Table D2-24 Emission Changes <u>a/</u> (for Cumulative Impacts) by Nonattainment Area with Alternative Standards for HD Vehicles Oxides of Nitrogen (NO _x) 2050													
Nonattainment Area	Pollutant	Status <u>c/</u>	General Conformity Threshold <u>d/</u>	Emissions Changes for Cumulative Impacts (tons/year)									
				Alt. 1	Alt. 2	Alt. 3	Alt. 4	Alt. 6A	Alt. 5	Alt. 6 <u>b/</u>	Alt. 7	Alt. 6B	Alt. 8
				No Action	Engine Only	Class 8 Tractors	Engines & Classes 7–8 Tractors	15% below Preferred Alternative Stringency	Engines, Classes 7–8 Tractors, & Classes 2b–3	Engines, Tractors, & Classes 2b–8	Engines, Tractors, & Trucks, & Trailers	20% above Preferred Alternative Stringency	Accelerated Hybrid Adoption
Hancock-Knox-Lincoln-Waldo Counties, ME	Ozone	Maintenance	100	0.00	3.77	-119.97	-121.21	-97.52	-121.21	-121.87	-123.85	-121.87	-123.85
Harrisburg-Lebanon-Carlisle, PA	Ozone	Maintenance	100	0.00	73.30	-2331.92	-2356.04	-1895.54	-2356.05	-2368.84	-2407.40	-2368.85	-2407.41
Harrisburg-Lebanon-Carlisle, PA	PM _{2.5}	Nonattainment	100	0.00	73.30	-2331.92	-2356.04	-1895.54	-2356.05	-2368.84	-2407.40	-2368.85	-2407.41
Hartford-New Britain-Middletown, CT	CO	Maintenance	100	0.00	15.57	-499.92	-505.17	-406.49	-505.19	-507.96	-516.24	-508.01	-516.38
Hayden (Pinal County), AZ	SO _x	Nonattainment	100	0.00	0.29	-9.15	-9.25	-7.44	-9.25	-9.30	-9.45	-9.30	-9.45
Hayden/Miami, AZ	PM ₁₀	Moderate	100	0.00	1.01	-32.25	-32.58	-26.21	-32.58	-32.76	-33.29	-32.75	-33.29
Haywood and Swain Counties (Great Smoky Mountain NP), NC	Ozone	Maintenance	100	0.00	0.20	-6.30	-6.37	-5.12	-6.37	-6.40	-6.50	-6.40	-6.50
Hazelwood, PA	SO _x	Maintenance	100	0.00	0.66	-25.37	-25.71	-20.73	-25.73	-25.89	-26.32	-25.93	-26.45
Hickory, NC	PM _{2.5}	Nonattainment	100	0.00	4.42	-140.35	-141.80	-114.08	-141.80	-142.57	-144.89	-142.57	-144.89
Hickory-Morgantown-Lenoir, NC	Ozone	Former Subpart 1	50	0.00	8.06	-256.23	-258.88	-208.27	-258.88	-260.28	-264.52	-260.28	-264.51
Hollis Township, IL	SO _x	Maintenance	100	0.00	-0.01	-2.84	-2.92	-2.38	-2.93	-2.96	-3.02	-2.99	-3.11
Houston-Galveston-Brazoria, TX	Ozone	Severe	25	0.00	-442.58	-4549.77	-4915.04	-4169.38	-4987.83	-5113.91	-5239.04	-5308.87	-5797.49
Humphreys County, TN	SO _x	Maintenance	100	0.00	0.32	-10.04	-10.15	-8.16	-10.15	-10.20	-10.37	-10.20	-10.37
Huntington-Ashland, WV-KY-OH	PM _{2.5}	Nonattainment	100	0.00	-109.48	-456.19	-528.19	-470.41	-543.58	-567.46	-585.56	-608.68	-703.64
Huntington-Ashland, WV-KY	Ozone	Maintenance	100	0.00	-114.70	-290.24	-360.53	-335.52	-375.92	-398.89	-414.24	-440.11	-532.32
Huron County, MI	Ozone	Maintenance	100	0.00	1.25	-39.65	-40.06	-32.23	-40.06	-40.28	-40.93	-40.28	-40.93
Imperial County, CA	Ozone	Moderate	50	0.00	6.38	-204.54	-206.68	-166.30	-206.69	-207.82	-211.20	-207.84	-211.25
Imperial Valley, CA	PM ₁₀	Serious	70	0.00	6.24	-200.32	-202.42	-162.87	-202.43	-203.53	-206.85	-203.55	-206.90
Indian Wells, CA	PM ₁₀	Maintenance	100	0.00	0.70	-22.40	-22.63	-18.21	-22.63	-22.75	-23.12	-22.75	-23.12
Indianapolis, IN	CO	Maintenance	100	0.00	143.17	-4550.31	-4597.31	-3698.70	-4597.31	-4622.24	-4697.48	-4622.22	-4697.35
Indianapolis, IN	Ozone	Maintenance	100	0.00	143.17	-4550.31	-4597.31	-3698.70	-4597.31	-4622.24	-4697.48	-4622.22	-4697.35
Indianapolis, IN	PM _{2.5}	Nonattainment	100	0.00	143.17	-4550.31	-4597.31	-3698.70	-4597.31	-4622.24	-4697.48	-4622.22	-4697.35
Jackson County, IN	Ozone	Maintenance	100	0.00	4.03	-128.03	-129.36	-104.07	-129.36	-130.06	-132.17	-130.06	-132.17
Jamestown, NY	Ozone	Former Subpart 1	50	0.00	4.86	-156.99	-158.66	-127.67	-158.67	-159.54	-162.14	-159.57	-162.21
Jefferson County, NY	Ozone	Moderate	50	0.00	3.23	-102.71	-103.78	-83.49	-103.78	-104.34	-106.04	-104.34	-106.03
Jefferson County, OH	PM ₁₀	Maintenance	100	0.00	0.23	-7.22	-7.30	-5.87	-7.30	-7.34	-7.46	-7.34	-7.46
Johnson City-Kingsport-Bristol, TN	Ozone	Former Subpart 1	50	0.00	7.20	-228.79	-231.15	-185.97	-231.15	-232.41	-236.19	-232.41	-236.18
Johnstown, PA	Ozone	Maintenance	100	0.00	4.25	-135.18	-136.57	-109.88	-136.57	-137.31	-139.55	-137.31	-139.55
Johnstown, PA	PM _{2.5}	Nonattainment	100	0.00	4.25	-135.18	-136.57	-109.88	-136.57	-137.31	-139.55	-137.31	-139.55
Juneau, AK	PM ₁₀	Moderate	100	0.00	0.21	-6.54	-6.61	-5.32	-6.61	-6.65	-6.76	-6.65	-6.76
Kalamazoo-Battle Creek, MI	Ozone	Maintenance	100	0.00	22.80	-724.91	-732.40	-589.24	-732.40	-736.37	-748.36	-736.37	-748.34
Kalispell, MT	PM ₁₀	Moderate	100	0.00	1.02	-32.49	-32.83	-26.41	-32.83	-33.01	-33.55	-33.01	-33.54
Kent and Queen Annes Counties, MD	Ozone	Maintenance	100	0.00	2.20	-73.25	-74.07	-59.63	-74.08	-74.50	-75.72	-74.53	-75.82
Kent, WA	PM ₁₀	Maintenance	100	0.00	0.76	-24.10	-24.35	-19.59	-24.35	-24.48	-24.88	-24.48	-24.88
Kern County (Eastern Kern), CA	Ozone	Former Subpart 1	50	0.00	1.82	-57.82	-58.42	-47.00	-58.42	-58.73	-59.69	-58.73	-59.69
Kewaunee County, WI	Ozone	Maintenance	100	0.00	1.01	-32.09	-32.43	-26.09	-32.43	-32.60	-33.13	-32.60	-33.13
King County, WA	PM ₁₀	Maintenance	100	0.00	0.29	-9.37	-9.47	-7.62	-9.47	-9.52	-9.67	-9.52	-9.67
Klamath Falls, OR	CO	Maintenance	100	0.00	2.36	-74.99	-75.77	-60.96	-75.77	-76.18	-77.42	-76.18	-77.42
Klamath Falls, OR	PM ₁₀	Maintenance	100	0.00	2.36	-74.99	-75.77	-60.96	-75.77	-76.18	-77.42	-76.18	-77.42
Knoxville, TN	Ozone	Former Subpart 1	50	0.00	93.55	-2973.16	-3003.86	-2416.71	-3003.86	-3020.15	-3069.31	-3020.14	-3069.23
Knoxville, TN	PM _{2.5}	Nonattainment	100	0.00	93.55	-2973.16	-3003.86	-2416.71	-3003.86	-3020.15	-3069.31	-3020.14	-3069.23
La Porte County, IN	SO _x	Maintenance	100	0.00	1.96	-62.48	-63.13	-50.79	-63.13	-63.47	-64.51	-63.47	-64.51
LaGrande, OR	PM ₁₀	Maintenance	100	0.00	0.36	-11.51	-11.63	-9.36	-11.63	-11.69	-11.89	-11.69	-11.88

Table D2-24 Emission Changes <u>a/</u> (for Cumulative Impacts) by Nonattainment Area with Alternative Standards for HD Vehicles Oxides of Nitrogen (NO _x) 2050													
Nonattainment Area	Pollutant	Status <u>c/</u>	General Conformity Threshold <u>d/</u>	Emissions Changes for Cumulative Impacts (tons/year)									
				Alt. 1	Alt. 2	Alt. 3	Alt. 4	Alt. 6A	Alt. 5	Alt. 6 <u>b/</u>	Alt. 7	Alt. 6B	Alt. 8
				No Action	Engine Only	Class 8 Tractors	Engines & Classes 7-8 Tractors	15% below Preferred Alternative Stringency	Engines, Classes 7-8 Tractors, & Classes 2b-3	Engines, Tractors, & Classes 2b-8	Engines, Tractors, & Trucks, & Trailers	20% above Preferred Alternative Stringency	Accelerated Hybrid Adoption
Lake County, IN	SO _x	Maintenance	100	0.00	9.44	-303.42	-306.61	-246.72	-306.63	-308.31	-313.33	-308.34	-313.42
Lake County, OH	SO _x	Maintenance	100	0.00	1.28	-40.70	-41.12	-33.08	-41.12	-41.35	-42.02	-41.35	-42.02
Lake County, OR	PM ₁₀	Maintenance	100	0.00	0.15	-4.62	-4.67	-3.76	-4.67	-4.70	-4.77	-4.70	-4.77
Lake Tahoe North Shore, CA	CO	Maintenance	100	0.00	0.50	-15.80	-15.96	-12.84	-15.96	-16.05	-16.31	-16.05	-16.31
Lake Tahoe South Shore, CA	CO	Maintenance	100	0.00	1.27	-40.49	-40.90	-32.91	-40.90	-41.13	-41.80	-41.13	-41.79
Lake Tahoe, NV	CO	Maintenance	100	0.00	0.26	-8.25	-8.34	-6.71	-8.34	-8.38	-8.52	-8.38	-8.52
Lamar, CO	PM ₁₀	Maintenance	100	0.00	0.23	-7.16	-7.23	-5.82	-7.23	-7.27	-7.39	-7.27	-7.39
Lame Deer, MT	PM ₁₀	Moderate	100	0.00	0.06	-1.89	-1.91	-1.54	-1.91	-1.92	-1.95	-1.92	-1.95
Lancaster, PA	Ozone	Maintenance	100	0.00	28.65	-912.41	-921.86	-741.69	-921.87	-926.88	-941.97	-926.90	-942.00
Lancaster, PA	PM _{2.5}	Nonattainment	100	0.00	28.65	-912.41	-921.86	-741.69	-921.87	-926.88	-941.97	-926.90	-942.00
Lane County, OR	PM ₁₀	Moderate	100	0.00	0.03	-0.90	-0.91	-0.73	-0.91	-0.92	-0.93	-0.92	-0.93
Lansing-East Lansing, MI	Ozone	Maintenance	100	0.00	22.07	-701.30	-708.54	-570.05	-708.54	-712.38	-723.98	-712.38	-723.96
LaPorte, IN	Ozone	Maintenance	100	0.00	5.38	-173.72	-175.56	-141.27	-175.57	-176.53	-179.41	-176.56	-179.49
Las Vegas, NV	CO	Serious	100	0.00	12.27	-389.90	-393.92	-316.93	-393.92	-396.06	-402.51	-396.06	-402.50
Las Vegas, NV	Ozone	Former Subpart 1	50	0.00	12.27	-389.90	-393.92	-316.93	-393.92	-396.06	-402.51	-396.06	-402.50
Lauderdale County, AL	SO _x	Maintenance	100	0.00	2.47	-78.52	-79.33	-63.82	-79.33	-79.76	-81.06	-79.76	-81.05
Laurel Area (Yellowstone County), MT	SO _x	Nonattainment	100	0.00	0.05	-1.71	-1.72	-1.39	-1.72	-1.73	-1.76	-1.73	-1.76
Libby, MT	PM ₁₀	Moderate	100	0.00	0.31	-9.99	-10.09	-8.12	-10.09	-10.15	-10.31	-10.15	-10.31
Libby, MT	PM _{2.5}	Nonattainment	100	0.00	0.31	-9.99	-10.09	-8.12	-10.09	-10.15	-10.31	-10.15	-10.31
Liberty-Clairton, PA	PM _{2.5}	Nonattainment	100	0.00	0.09	-7.27	-7.42	-6.02	-7.44	-7.50	-7.64	-7.55	-7.76
Lima, OH	Ozone	Maintenance	100	0.00	-99.39	-256.34	-317.38	-294.79	-330.73	-350.69	-364.08	-386.46	-466.55
Longmont, CO	CO	Maintenance	100	0.00	2.16	-68.74	-69.45	-55.88	-69.45	-69.83	-70.97	-69.83	-70.96
Lorain County, OH	SO _x	Maintenance	100	0.00	1.57	-50.02	-50.54	-40.66	-50.54	-50.81	-51.64	-50.81	-51.64
Los Angeles South Coast Air Basin, CA	CO	Maintenance	100	0.00	988.28	-36127.84	-36581.66	-29485.74	-36600.06	-36823.66	-37433.71	-36872.92	-37574.28
Los Angeles South Coast Air Basin, CA	NO _x	Maintenance	100	0.00	988.28	-36127.84	-36581.66	-29485.74	-36600.06	-36823.66	-37433.71	-36872.92	-37574.28
Los Angeles South Coast Air Basin, CA	Ozone	Extreme	10	0.00	988.28	-36127.84	-36581.66	-29485.74	-36600.06	-36823.66	-37433.71	-36872.92	-37574.28
Los Angeles South Coast Air Basin, CA	PM ₁₀	Serious	70	0.00	988.28	-36127.84	-36581.66	-29485.74	-36600.06	-36823.66	-37433.71	-36872.92	-37574.28
Los Angeles South Coast Air Basin, CA	PM _{2.5}	Nonattainment	100	0.00	988.28	-36127.84	-36581.66	-29485.74	-36600.06	-36823.66	-37433.71	-36872.92	-37574.28
Los Angeles-San Bernardino Counties (western Mohave), CA	Ozone	Moderate	50	0.00	10.99	-349.43	-353.04	-284.03	-353.04	-354.95	-360.73	-354.95	-360.72
Louisville, KY-IN	Ozone	Maintenance	100	0.00	89.93	-2858.00	-2887.52	-2323.11	-2887.52	-2903.18	-2950.44	-2903.16	-2950.35
Louisville, KY-IN	PM _{2.5}	Nonattainment	100	0.00	89.93	-2858.00	-2887.52	-2323.11	-2887.52	-2903.18	-2950.44	-2903.16	-2950.35
Lowell, MA	CO	Maintenance	100	0.00	2.72	-86.32	-87.21	-70.17	-87.21	-87.69	-89.11	-87.69	-89.11
Lucas County, OH	SO _x	Maintenance	100	0.00	9.04	-287.20	-290.16	-233.45	-290.16	-291.74	-296.49	-291.73	-296.48
Lyons Township, IL	PM ₁₀	Maintenance	100	0.00	2.23	-72.26	-73.03	-58.77	-73.04	-73.44	-74.64	-73.46	-74.68
Macon, GA	Ozone	Maintenance	100	0.00	7.53	-239.39	-241.86	-194.59	-241.86	-243.17	-247.13	-243.17	-247.13
Macon, GA	PM _{2.5}	Nonattainment	100	0.00	7.53	-239.39	-241.86	-194.59	-241.86	-243.17	-247.13	-243.17	-247.13
Madison and Page Counties (Shenandoah NP), VA	Ozone	Maintenance	100	0.00	0.07	-2.12	-2.14	-1.72	-2.14	-2.15	-2.19	-2.15	-2.19
Madison, WI	SO _x	Maintenance	100	0.00	10.07	-320.17	-323.48	-260.25	-323.47	-325.23	-330.52	-325.23	-330.51
Mammoth Lake, CA	PM ₁₀	Moderate	100	0.00	0.35	-11.16	-11.27	-9.07	-11.27	-11.33	-11.52	-11.33	-11.52
Manchester, NH	CO	Maintenance	100	0.00	1.70	-54.15	-54.71	-44.02	-54.71	-55.01	-55.90	-55.01	-55.90
Manitowoc County, WI	Ozone	Former Subpart 1	50	0.00	5.20	-165.27	-166.98	-134.34	-166.98	-167.88	-170.61	-167.88	-170.61
Marion County, IN	SO _x	Maintenance	100	0.00	9.17	-291.44	-294.45	-236.89	-294.45	-296.05	-300.87	-296.04	-300.86
Mariposa and Tuolumne Counties (Southern Mountain), CA	Ozone	Former Subpart 1	50	0.00	1.98	-63.03	-63.68	-51.23	-63.68	-64.03	-65.07	-64.03	-65.07

Table D2-24 Emission Changes <u>a/</u> (for Cumulative Impacts) by Nonattainment Area with Alternative Standards for HD Vehicles Oxides of Nitrogen (NO _x) 2050													
Nonattainment Area	Pollutant	Status <u>c/</u>	General Conformity Threshold <u>d/</u>	Emissions Changes for Cumulative Impacts (tons/year)									
				Alt. 1	Alt. 2	Alt. 3	Alt. 4	Alt. 6A	Alt. 5	Alt. 6 <u>b/</u>	Alt. 7	Alt. 6B	Alt. 8
				No Action	Engine Only	Class 8 Tractors	Engines & Classes 7-8 Tractors	15% below Preferred Alternative Stringency	Engines, Classes 7-8 Tractors, & Classes 2b-3	Engines, Tractors, & Classes 2b-8	Engines, Tractors, & Trucks, & Trailers	20% above Preferred Alternative Stringency	Accelerated Hybrid Adoption
Martinsburg, WV-Hagerstown, MD	PM _{2.5}	Nonattainment	100	0.00	9.95	-316.21	-319.48	-257.03	-319.48	-321.21	-326.44	-321.21	-326.43
Mason County, MI	Ozone	Maintenance	100	0.00	1.25	-39.58	-39.99	-32.18	-39.99	-40.21	-40.86	-40.21	-40.86
Medford, OR	CO	Maintenance	100	0.00	2.28	-72.58	-73.33	-59.00	-73.33	-73.73	-74.93	-73.73	-74.93
Medford-Ashland, OR	PM ₁₀	Maintenance	100	0.00	5.50	-174.64	-176.44	-141.96	-176.44	-177.40	-180.29	-177.40	-180.28
Memphis, TN-AR	Ozone	Maintenance	100	0.00	4.03	-1058.14	-1084.97	-883.63	-1088.60	-1099.45	-1119.44	-1109.19	-1147.31
Memphis, TN	CO	Maintenance	100	0.00	1.30	-971.27	-997.20	-813.03	-1000.84	-1011.21	-1029.77	-1020.95	-1057.64
Miami (Gila County), AZ	SO _x	Maintenance	100	0.00	0.71	-22.44	-22.67	-18.24	-22.67	-22.79	-23.16	-22.79	-23.16
Millinocket AQCR 109, ME	SO _x	Maintenance	100	0.00	0.14	-5.45	-5.52	-4.45	-5.53	-5.56	-5.65	-5.57	-5.69
Milwaukee, WI	SO _x	Maintenance	100	0.00	13.91	-442.07	-446.63	-359.33	-446.63	-449.05	-456.36	-449.05	-456.35
Milwaukee-Racine, WI	Ozone	Moderate	50	0.00	59.40	-1887.82	-1907.32	-1534.50	-1907.32	-1917.66	-1948.88	-1917.65	-1948.82
Minneapolis-St Paul, MN	CO	Maintenance	100	0.00	84.06	-5878.87	-5994.43	-4859.78	-6006.96	-6056.60	-6162.41	-6090.16	-6258.48
Minneapolis-St Paul, MN	SO _x	Maintenance	100	0.00	181.38	-5772.10	-5831.84	-4692.01	-5831.87	-5863.53	-5959.00	-5863.59	-5959.06
Missoula, MT	CO	Maintenance	100	0.00	3.86	-128.53	-129.96	-104.63	-129.98	-130.72	-132.86	-130.78	-133.03
Missoula, MT	PM ₁₀	Moderate	100	0.00	3.86	-128.53	-129.96	-104.63	-129.98	-130.72	-132.86	-130.78	-133.03
Modesto, CA	CO	Maintenance	100	0.00	7.95	-252.73	-255.34	-205.43	-255.34	-256.73	-260.90	-256.72	-260.90
Mohave County, AZ	PM ₁₀	Maintenance	100	0.00	3.84	-121.94	-123.20	-99.12	-123.20	-123.87	-125.88	-123.86	-125.88
Mono Basin, CA	PM ₁₀	Moderate	100	0.00	0.05	-1.48	-1.50	-1.20	-1.50	-1.50	-1.53	-1.50	-1.53
Morenci (Greenlee County), AZ	SO _x	Maintenance	100	0.00	0.07	-2.16	-2.18	-1.76	-2.18	-2.20	-2.23	-2.20	-2.23
Morristown, NJ	CO	Maintenance	100	0.00	0.47	-14.95	-15.10	-12.15	-15.10	-15.18	-15.43	-15.18	-15.43
Muhlenberg County, KY	SO _x	Maintenance	100	0.00	0.91	-29.00	-29.30	-23.57	-29.30	-29.46	-29.94	-29.46	-29.94
Muncie, IN	Ozone	Maintenance	100	0.00	4.33	-137.60	-139.03	-111.85	-139.03	-139.78	-142.06	-139.78	-142.05
Murray County (Chattahoochee NF), GA	Ozone	Maintenance	100	0.00	0.18	-5.64	-5.70	-4.58	-5.70	-5.73	-5.82	-5.73	-5.82
Muscatine County, IA	SO _x	Maintenance	100	0.00	0.79	-25.20	-25.46	-20.49	-25.46	-25.60	-26.02	-25.60	-26.02
Muskegon, MI	Ozone	Maintenance	100	0.00	6.05	-192.56	-194.56	-156.53	-194.56	-195.61	-198.80	-195.61	-198.80
Nashua, NH	CO	Maintenance	100	0.00	1.38	-43.87	-44.33	-35.66	-44.33	-44.57	-45.29	-44.57	-45.29
Nashville, TN	Ozone	Former Subpart 1	50	0.00	77.10	-2452.77	-2478.14	-1993.78	-2478.15	-2491.60	-2532.17	-2491.62	-2532.17
Nevada County (western part), CA	Ozone	Former Subpart 1	50	0.00	2.37	-75.42	-76.20	-61.30	-76.20	-76.61	-77.86	-76.61	-77.86
New Haven County, CT	PM ₁₀	Maintenance	100	0.00	2.60	-82.55	-83.41	-67.10	-83.41	-83.86	-85.22	-83.86	-85.22
New Haven-Meriden-Waterbury, CT	CO	Maintenance	100	0.00	11.97	-382.43	-386.42	-310.91	-386.42	-388.53	-394.86	-388.55	-394.90
New Manchester-Grant Magisterial District (Hancock County), WV	SO _x	Maintenance	100	0.00	0.13	-4.12	-4.16	-3.35	-4.16	-4.18	-4.25	-4.18	-4.25
New York County, NY	PM ₁₀	Moderate	100	0.00	3.63	-143.12	-145.07	-117.04	-145.18	-146.12	-148.56	-146.41	-149.39
New York-N. New Jersey-Long Island, NY-NJ-CT	CO	Maintenance	100	0.00	241.01	-9468.63	-9597.36	-7742.31	-9604.42	-9666.13	-9827.55	-9685.04	-9881.57
New York-N. New Jersey-Long Island, NY-NJ-CT	PM _{2.5}	Nonattainment	100	0.00	216.65	-9495.36	-9638.05	-7784.30	-9648.25	-9714.46	-9878.47	-9741.75	-9956.51
New York-northern New Jersey-Long Island, NY-NJ-CT	Ozone	Moderate	50	0.00	120.05	-6425.50	-6536.49	-5288.99	-6546.68	-6596.07	-6709.32	-6623.38	-6787.45
Nogales, AZ	PM ₁₀	Moderate	100	0.00	1.27	-40.51	-40.93	-32.93	-40.93	-41.15	-41.82	-41.15	-41.82
Norfolk-Virginia Beach-Newport News, VA	Ozone	Maintenance	100	0.00	-46.64	-633.09	-675.80	-568.14	-684.07	-699.04	-715.17	-721.19	-778.64
Ogden, UT	CO	Maintenance	100	0.00	1.98	-62.87	-63.52	-51.11	-63.52	-63.87	-64.91	-63.87	-64.90
Ogden, UT	PM ₁₀	Moderate	100	0.00	1.98	-62.87	-63.52	-51.11	-63.52	-63.87	-64.91	-63.87	-64.90
Oglesby, IL	PM ₁₀	Maintenance	100	0.00	0.07	-2.35	-2.37	-1.91	-2.37	-2.39	-2.43	-2.39	-2.43
Olmsted County, MN	PM ₁₀	Maintenance	100	0.00	0.56	-17.82	-18.00	-14.49	-18.00	-18.10	-18.40	-18.10	-18.40
Olympia, Tumwater, Lacey, WA	PM ₁₀	Maintenance	100	0.00	3.20	-101.56	-102.61	-82.56	-102.61	-103.17	-104.85	-103.17	-104.85
Owens Valley, CA	PM ₁₀	Serious	70	0.00	0.01	-3.37	-3.46	-2.82	-3.47	-3.50	-3.57	-3.54	-3.66
Pagosa Springs, CO	PM ₁₀	Maintenance	100	0.00	0.01	-0.20	-0.20	-0.16	-0.20	-0.20	-0.21	-0.20	-0.21

Table D2-24 Emission Changes Δ (for Cumulative Impacts) by Nonattainment Area with Alternative Standards for HD Vehicles Oxides of Nitrogen (NO _x) 2050													
Nonattainment Area	Pollutant	Status $c/$	General Conformity Threshold $d/$	Emissions Changes for Cumulative Impacts (tons/year)									
				Alt. 1	Alt. 2	Alt. 3	Alt. 4	Alt. 6A	Alt. 5	Alt. 6 $b/$	Alt. 7	Alt. 6B	Alt. 8
				No Action	Engine Only	Class 8 Tractors	Engines & Classes 7–8 Tractors	15% below Preferred Alternative Stringency	Engines, Classes 7–8 Tractors, & Classes 2b–3	Engines, Tractors, & Classes 2b–8	Engines, Tractors, & Trucks, & Trailers	20% above Preferred Alternative Stringency	Accelerated Hybrid Adoption
Parkersburg-Marietta, WV-OH	Ozone	Maintenance	100	0.00	12.42	-394.97	-399.05	-321.05	-399.05	-401.21	-407.74	-401.21	-407.74
Parkersburg-Marietta, WV-OH	PM _{2.5}	Nonattainment	100	0.00	12.42	-394.97	-399.05	-321.05	-399.05	-401.21	-407.74	-401.21	-407.74
Payson, AZ	PM ₁₀	Maintenance	100	0.00	0.45	-14.20	-14.35	-11.54	-14.35	-14.42	-14.66	-14.42	-14.66
Penns Grove, NJ	CO	Maintenance	100	0.00	0.01	-0.42	-0.43	-0.34	-0.43	-0.43	-0.44	-0.43	-0.44
Peoria, IL	SO _x	Maintenance	100	0.00	3.61	-117.83	-119.10	-95.86	-119.11	-119.78	-121.73	-119.81	-121.82
Perth Amboy, NJ	CO	Maintenance	100	0.00	-22.71	-82.41	-97.01	-87.34	-100.16	-104.98	-108.50	-113.40	-132.63
Philadelphia-Camden County, PA-NJ	CO	Maintenance	100	0.00	9.20	-301.76	-305.03	-245.52	-305.07	-306.78	-311.79	-306.87	-312.06
Philadelphia-Wilmington, PA-NY-DE	PM _{2.5}	Nonattainment	100	0.00	-105.21	-3527.02	-3680.92	-3040.80	-3707.78	-3764.44	-3841.18	-3836.39	-4047.25
Philadelphia-Wilmington-Atlantic City, PA-NY-MD-DE	Ozone	Moderate	50	0.00	-69.32	-4675.25	-4841.14	-3974.33	-4868.03	-4931.02	-5026.77	-5003.04	-5233.02
Phoenix, AZ	CO	Maintenance	100	0.00	240.99	-7662.62	-7741.82	-6228.61	-7741.83	-7783.83	-7910.55	-7783.83	-7910.44
Phoenix, AZ	PM ₁₀	Serious	70	0.00	240.99	-7662.62	-7741.82	-6228.61	-7741.83	-7783.83	-7910.55	-7783.83	-7910.44
Phoenix-Mesa, AZ	Ozone	Former Subpart 1	50	0.00	122.70	-3903.27	-3943.64	-3172.84	-3943.65	-3965.06	-4029.61	-3965.08	-4029.61
Pierce County, WA	PM ₁₀	Maintenance	100	0.00	0.25	-8.02	-8.10	-6.52	-8.10	-8.15	-8.28	-8.15	-8.28
Pinehurst, ID	PM ₁₀	Moderate	100	0.00	0.03	-0.81	-0.81	-0.66	-0.81	-0.82	-0.83	-0.82	-0.83
Pittsburgh, PA	CO	Maintenance	100	0.00	0.45	-18.57	-18.83	-15.20	-18.85	-18.98	-19.29	-19.02	-19.42
Pittsburgh-Beaver Valley, PA	Ozone	Former Subpart 1	50	0.00	96.24	-3063.19	-3094.90	-2490.01	-3094.92	-3111.73	-3162.39	-3111.76	-3162.43
Pittsburgh-Beaver Valley, PA	PM _{2.5}	Nonattainment	100	0.00	96.24	-3063.19	-3094.90	-2490.01	-3094.92	-3111.73	-3162.39	-3111.76	-3162.43
Polk County, TN	SO _x	Maintenance	100	0.00	0.70	-22.11	-22.34	-17.97	-22.34	-22.46	-22.82	-22.46	-22.82
Polson, MT	PM ₁₀	Moderate	100	0.00	0.12	-3.78	-3.82	-3.07	-3.82	-3.84	-3.90	-3.84	-3.90
Portland, ME	Ozone	Maintenance	100	0.00	21.50	-690.15	-697.39	-561.15	-697.42	-701.23	-712.66	-701.30	-712.85
Portland, OR	CO	Maintenance	100	0.00	24.77	-799.33	-807.79	-650.03	-807.84	-812.28	-825.53	-812.40	-825.87
Portneuf Valley, ID	PM ₁₀	Maintenance	100	0.00	1.11	-35.39	-35.76	-28.77	-35.76	-35.95	-36.54	-35.95	-36.53
Poughkeepsie, NY	Ozone	Moderate	50	0.00	20.88	-663.53	-670.38	-539.35	-670.38	-674.02	-684.99	-674.01	-684.97
Presque Isle, ME	PM ₁₀	Maintenance	100	0.00	0.29	-9.29	-9.39	-7.55	-9.39	-9.44	-9.60	-9.44	-9.59
Providence (entire State), RI	Ozone	Moderate	50	0.00	9.07	-296.37	-299.57	-241.11	-299.60	-301.27	-306.19	-301.35	-306.43
Provo, UT	CO	Maintenance	100	0.00	2.83	-89.99	-90.92	-73.15	-90.92	-91.42	-92.90	-91.41	-92.90
Raleigh-Durham, NC	CO	Maintenance	100	0.00	40.42	-1286.08	-1299.39	-1045.42	-1299.39	-1306.45	-1327.72	-1306.46	-1327.73
Raleigh-Durham-Chapel Hill, NC	Ozone	Maintenance	100	0.00	61.65	-1960.71	-1980.99	-1593.79	-1980.99	-1991.74	-2024.17	-1991.75	-2024.16
Ramsey County, MN	PM ₁₀	Maintenance	100	0.00	-0.18	-1.86	-2.01	-1.70	-2.04	-2.09	-2.14	-2.17	-2.37
Reading, PA	Ozone	Maintenance	100	0.00	23.01	-734.36	-742.00	-597.00	-742.01	-746.05	-758.21	-746.08	-758.28
Reading, PA	PM _{2.5}	Nonattainment	100	0.00	23.01	-734.36	-742.00	-597.00	-742.01	-746.05	-758.21	-746.08	-758.28
Reno, NV	CO	Maintenance	100	0.00	3.81	-121.01	-122.26	-98.36	-122.26	-122.92	-124.92	-122.92	-124.92
Rhineland (Oneida County), WI	SO _x	Maintenance	100	0.00	0.05	-1.68	-1.70	-1.37	-1.70	-1.71	-1.74	-1.71	-1.74
Richmond-Petersburg, VA	Ozone	Maintenance	100	0.00	17.77	-569.76	-575.73	-463.25	-575.75	-578.89	-588.33	-578.94	-588.46
Rillito, AZ	PM ₁₀	Moderate	100	0.00	1.10	-34.99	-35.35	-28.44	-35.35	-35.54	-36.12	-35.54	-36.12
Riverside County (Coachella Valley), CA	Ozone	Severe	25	0.00	11.43	-365.16	-368.96	-296.87	-368.97	-370.98	-377.03	-371.00	-377.07
Roanoke, VA	Ozone	Former Subpart 1	50	0.00	8.21	-260.82	-263.51	-212.00	-263.51	-264.94	-269.25	-264.94	-269.24
Rochester (Olmsted County), MN	SO _x	Maintenance	100	0.00	2.56	-81.29	-82.13	-66.07	-82.13	-82.57	-83.92	-82.57	-83.91
Rochester, NY	Ozone	Former Subpart 1	50	0.00	20.24	-643.37	-650.01	-522.96	-650.01	-653.54	-664.18	-653.53	-664.16
Rocky Mount, NC	Ozone	Maintenance	100	0.00	5.88	-186.83	-188.76	-151.87	-188.76	-189.79	-192.88	-189.78	-192.87
Rome, GA	PM _{2.5}	Nonattainment	100	0.00	2.64	-83.88	-84.75	-68.18	-84.75	-85.21	-86.60	-85.21	-86.59
Ronan, MT	PM ₁₀	Moderate	100	0.00	0.04	-1.43	-1.44	-1.16	-1.44	-1.45	-1.47	-1.45	-1.47
Rothschild, Rib Mountain, Weston (Marathon County), WI	SO _x	Maintenance	100	0.00	0.09	-2.95	-2.98	-2.40	-2.98	-3.00	-3.05	-3.00	-3.05

Table D2-24 Emission Changes <u>a/</u> (for Cumulative Impacts) by Nonattainment Area with Alternative Standards for HD Vehicles Oxides of Nitrogen (NO _x) 2050													
Nonattainment Area	Pollutant	Status <u>c/</u>	General Conformity Threshold <u>d/</u>	Emissions Changes for Cumulative Impacts (tons/year)									
				Alt. 1	Alt. 2	Alt. 3	Alt. 4	Alt. 6A	Alt. 5	Alt. 6 <u>b/</u>	Alt. 7	Alt. 6B	Alt. 8
				No Action	Engine Only	Class 8 Tractors	Engines & Classes 7-8 Tractors	15% below Preferred Alternative Stringency	Engines, Classes 7-8 Tractors, & Classes 2b-3	Engines, Tractors, & Classes 2b-8	Engines, Tractors, & Trucks, & Trailers	20% above Preferred Alternative Stringency	Accelerated Hybrid Adoption
Sacramento County, CA	PM ₁₀	Moderate	100	0.00	33.20	-1059.83	-1070.85	-861.59	-1070.87	-1076.70	-1094.24	-1076.75	-1094.35
Sacramento Metro, CA	Ozone	Severe	25	0.00	59.08	-1882.34	-1901.86	-1530.17	-1901.88	-1912.22	-1943.36	-1912.26	-1943.44
Sacramento, CA	CO	Maintenance	100	0.00	35.40	-1129.72	-1141.47	-918.41	-1141.49	-1147.71	-1166.40	-1147.75	-1166.51
Salem, OR	CO	Maintenance	100	0.00	3.00	-95.34	-96.33	-77.50	-96.33	-96.85	-98.43	-96.85	-98.43
Salt Lake City, UT	CO	Maintenance	100	0.00	-8.11	-125.54	-133.39	-111.75	-134.89	-137.66	-140.77	-141.68	-152.26
Salt Lake County, UT	PM ₁₀	Moderate	100	0.00	22.37	-1094.38	-1112.24	-899.26	-1113.74	-1121.82	-1140.94	-1125.83	-1152.41
Salt Lake County, UT	SO _x	Nonattainment	100	0.00	34.03	-1081.59	-1092.76	-879.17	-1092.76	-1098.69	-1116.58	-1098.69	-1116.54
San Antonio, TX	Ozone	Former Subpart 1	50	0.00	46.75	-1508.94	-1524.92	-1227.11	-1525.00	-1533.40	-1558.41	-1533.63	-1559.06
San Bernardino County, CA	PM ₁₀	Moderate	100	0.00	7.21	-229.24	-231.61	-186.34	-231.61	-232.86	-236.65	-232.86	-236.65
San Diego, CA	CO	Maintenance	100	0.00	123.33	-3921.48	-3962.02	-3187.61	-3962.02	-3983.52	-4048.37	-3983.52	-4048.31
San Diego, CA	Ozone	Former Subpart 1	50	0.00	123.33	-3921.48	-3962.02	-3187.61	-3962.02	-3983.52	-4048.37	-3983.52	-4048.31
San Francisco Bay Area, CA	Ozone	Marginal	50	0.00	-205.62	-3278.65	-3480.30	-2913.39	-3518.66	-3589.95	-3670.47	-3692.72	-3964.84
San Francisco-Oakland-San Jose, CA	CO	Maintenance	100	0.00	-186.72	-3874.33	-4082.05	-3397.47	-4120.40	-4194.93	-4285.28	-4297.65	-4579.49
San Joaquin Valley, CA	Ozone	Extreme	10	0.00	335.77	-10871.59	-10987.30	-8841.98	-10988.07	-11048.73	-11229.04	-11050.78	-11234.74
San Joaquin Valley, CA	PM ₁₀	Maintenance	100	0.00	335.77	-10871.59	-10987.30	-8841.98	-10988.07	-11048.73	-11229.04	-11050.78	-11234.74
San Joaquin Valley, CA	PM _{2.5}	Nonattainment	100	0.00	335.77	-10871.59	-10987.30	-8841.98	-10988.07	-11048.73	-11229.04	-11050.78	-11234.74
San Manuel (Pinal County), AZ	SO _x	Maintenance	100	0.00	1.03	-32.71	-33.05	-26.59	-33.05	-33.23	-33.77	-33.23	-33.77
Sanders County (part);Thompson Falls and vicinity, MT	PM ₁₀	Moderate	100	0.00	0.02	-0.69	-0.69	-0.56	-0.69	-0.70	-0.71	-0.70	-0.71
Scranton-Wilkes Barre, PA	Ozone	Maintenance	100	0.00	24.81	-788.56	-796.70	-640.98	-796.70	-801.02	-814.06	-801.02	-814.04
Seattle-Tacoma, WA	CO	Maintenance	100	0.00	84.67	-2690.83	-2718.62	-2187.23	-2718.62	-2733.36	-2777.86	-2733.35	-2777.78
Sheboygan, WI	Ozone	Moderate	50	0.00	5.50	-174.93	-176.74	-142.19	-176.74	-177.70	-180.59	-177.70	-180.58
Sheridan, WY	PM ₁₀	Moderate	100	0.00	0.64	-20.25	-20.46	-16.46	-20.46	-20.57	-20.90	-20.57	-20.90
Shoshone County, ID	PM ₁₀	Moderate	100	0.00	0.00	-0.01	-0.01	-0.01	-0.01	-0.01	-0.01	-0.01	-0.01
Somerville, NJ	CO	Maintenance	100	0.00	0.23	-7.27	-7.35	-5.91	-7.35	-7.39	-7.51	-7.39	-7.51
South Bend-Elkhart, IN	Ozone	Maintenance	100	0.00	15.51	-495.70	-500.86	-402.99	-500.87	-503.60	-511.80	-503.63	-511.87
Southeast Chicago, IL	PM ₁₀	Maintenance	100	0.00	5.23	-169.43	-171.23	-137.80	-171.25	-172.19	-175.00	-172.23	-175.10
Spokane County, WA	PM ₁₀	Maintenance	100	0.00	8.35	-265.53	-268.28	-215.84	-268.28	-269.73	-274.12	-269.73	-274.11
Spokane, WA	CO	Maintenance	100	0.00	8.26	-262.48	-265.20	-213.36	-265.19	-266.63	-270.97	-266.63	-270.97
Springfield (western MA), MA	Ozone	Moderate	50	0.00	25.65	-822.90	-831.54	-669.09	-831.56	-836.12	-849.74	-836.19	-849.96
Springfield, MA	CO	Maintenance	100	0.00	3.86	-125.89	-127.25	-102.41	-127.26	-127.97	-130.06	-128.00	-130.15
St Louis, MO	CO	Maintenance	100	0.00	31.23	-992.79	-1003.05	-807.00	-1003.05	-1008.49	-1024.91	-1008.49	-1024.89
St Louis, MO-IL	Ozone	Moderate	50	0.00	-56.99	-3713.29	-3846.09	-3158.14	-3867.69	-3918.06	-3994.26	-3975.90	-4159.93
St. Louis, MO-IL	PM _{2.5}	Nonattainment	100	0.00	-57.72	-3689.94	-3822.51	-3139.16	-3844.10	-3894.34	-3970.16	-3952.19	-4135.83
State College, PA	Ozone	Maintenance	100	0.00	8.72	-277.19	-280.06	-225.32	-280.06	-281.57	-286.16	-281.57	-286.15
Steamboat Springs, CO	PM ₁₀	Maintenance	100	0.00	0.60	-19.18	-19.38	-15.59	-19.38	-19.48	-19.80	-19.48	-19.80
Steubenville & Mingo Juction, OH	SO _x	Maintenance	100	0.00	1.36	-43.08	-43.52	-35.02	-43.52	-43.76	-44.47	-43.76	-44.47
Steubenville-Weirton, OH-WV	Ozone	Maintenance	100	0.00	-0.88	-173.02	-178.24	-145.72	-179.03	-181.07	-184.47	-183.17	-190.49
Steubenville-Weirton, OH-WV	PM _{2.5}	Nonattainment	100	0.00	-0.88	-173.02	-178.24	-145.72	-179.03	-181.07	-184.47	-183.17	-190.49
Stockton, CA	CO	Maintenance	100	0.00	11.11	-352.99	-356.64	-286.93	-356.64	-358.57	-364.41	-358.57	-364.40
Sutter County (Sutter Buttes), CA	Ozone	Former Subpart 1	50	0.00	0.00	0.00	0.00	0.00	0.00	0.00	0.00	0.00	0.00
Syracuse, NY	CO	Maintenance	100	0.00	8.11	-257.81	-260.48	-209.56	-260.48	-261.89	-266.15	-261.89	-266.14
Telluride, CO	PM ₁₀	Maintenance	100	0.00	0.06	-2.04	-2.06	-1.66	-2.06	-2.07	-2.10	-2.07	-2.10
Terre Haute, IN	Ozone	Maintenance	100	0.00	4.10	-130.34	-131.69	-105.95	-131.69	-132.40	-134.55	-132.40	-134.55

Table D2-24 Emission Changes ^{a/} (for Cumulative Impacts) by Nonattainment Area with Alternative Standards for HD Vehicles Oxides of Nitrogen (NO _x) 2050													
Nonattainment Area	Pollutant	Status ^{c/}	General Conformity Threshold ^{d/}	Emissions Changes for Cumulative Impacts (tons/year)									
				Alt. 1	Alt. 2	Alt. 3	Alt. 4	Alt. 6A	Alt. 5	Alt. 6 ^{b/}	Alt. 7	Alt. 6B	Alt. 8
				No Action	Engine Only	Class 8 Tractors	Engines & Classes 7-8 Tractors	15% below Preferred Alternative Stringency	Engines, Classes 7-8 Tractors, & Classes 2b-3	Engines, Tractors, & Classes 2b-8	Engines, Tractors, & Trailers	20% above Preferred Alternative Stringency	Accelerated Hybrid Adoption
Tioga County, PA	Ozone	Maintenance	100	0.00	1.84	-58.62	-59.23	-47.65	-59.23	-59.55	-60.52	-59.55	-60.52
Toledo, OH	Ozone	Maintenance	100	0.00	-80.09	-749.50	-813.58	-692.61	-826.46	-848.47	-869.69	-882.98	-968.54
Toms River, NJ	CO	Maintenance	100	0.00	0.97	-30.95	-31.27	-25.16	-31.27	-31.44	-31.95	-31.44	-31.95
Tooele County, UT	SO _x	Nonattainment	100	0.00	2.85	-90.72	-91.66	-73.74	-91.66	-92.15	-93.65	-92.15	-93.65
Trenton, NJ	CO	Maintenance	100	0.00	2.49	-79.28	-80.10	-64.44	-80.10	-80.54	-81.85	-80.54	-81.84
Trona, CA	PM ₁₀	Moderate	100	0.00	0.06	-1.86	-1.88	-1.51	-1.88	-1.89	-1.92	-1.89	-1.92
Tucson, AZ	CO	Maintenance	100	0.00	20.56	-653.34	-660.08	-531.06	-660.08	-663.66	-674.47	-663.66	-674.45
Utah County, UT	PM ₁₀	Moderate	100	0.00	8.14	-258.64	-261.31	-210.24	-261.31	-262.73	-267.01	-262.73	-267.00
Vancouver, WA	CO	Maintenance	100	0.00	9.52	-302.55	-305.67	-245.93	-305.67	-307.33	-312.33	-307.33	-312.33
Ventura County, CA	Ozone	Serious	50	0.00	12.56	-408.48	-412.86	-332.26	-412.89	-415.18	-421.96	-415.28	-422.23
Vermillion County, IN	PM ₁₀	Maintenance	100	0.00	0.33	-10.63	-10.74	-8.64	-10.74	-10.80	-10.98	-10.80	-10.97
Vigo County, IN	SO _x	Maintenance	100	0.00	4.10	-130.34	-131.69	-105.95	-131.69	-132.40	-134.55	-132.40	-134.55
Wallula, WA	PM ₁₀	Maintenance	100	0.00	0.00	0.00	0.00	0.00	0.00	0.00	0.00	0.00	0.00
Waltham, MA	CO	Maintenance	100	0.00	1.23	-39.16	-39.57	-31.83	-39.57	-39.78	-40.43	-39.78	-40.43
Warren County, NJ	SO _x	Maintenance	100	0.00	1.28	-40.74	-41.16	-33.12	-41.16	-41.39	-42.06	-41.39	-42.06
Warren County, PA	SO _x	Nonattainment	100	0.00	0.33	-12.94	-13.11	-10.58	-13.12	-13.21	-13.43	-13.23	-13.50
Washington County (Hagerstown), MD	Ozone	Former Subpart 1	50	0.00	4.07	-129.24	-130.58	-105.05	-130.58	-131.28	-133.42	-131.28	-133.42
Washington, DC-MD-VA	CO	Maintenance	100	0.00	170.54	-5419.98	-5475.96	-4405.60	-5475.95	-5505.65	-5595.28	-5505.63	-5595.12
Washington, DC-MD-VA	Ozone	Moderate	50	0.00	170.53	-5419.99	-5475.97	-4405.62	-5475.97	-5505.67	-5595.29	-5505.64	-5595.15
Washington, DC-MD-VA	PM _{2.5}	Nonattainment	100	0.00	170.53	-5419.99	-5475.97	-4405.62	-5475.97	-5505.67	-5595.29	-5505.64	-5595.15
Washoe County, NV	PM ₁₀	Serious	70	0.00	3.81	-121.01	-122.26	-98.36	-122.26	-122.92	-124.92	-122.92	-124.92
Waterford Township (Washington County), OH	SO _x	Maintenance	100	0.00	0.21	-6.72	-6.79	-5.46	-6.79	-6.82	-6.93	-6.82	-6.93
Wayne County, IN	SO _x	Maintenance	100	0.00	2.73	-86.62	-87.52	-70.41	-87.52	-87.99	-89.42	-87.99	-89.42
Wayne County, MI	PM ₁₀	Maintenance	100	0.00	-27.64	-185.53	-205.64	-177.74	-209.80	-216.60	-222.52	-227.74	-254.44
Weirton, WV	PM ₁₀	Maintenance	100	0.00	0.39	-12.46	-12.59	-10.13	-12.59	-12.66	-12.87	-12.66	-12.87
Weirton, WV	SO _x	Maintenance	100	0.00	0.39	-12.46	-12.59	-10.13	-12.59	-12.66	-12.87	-12.66	-12.87
Wheeling, WV-OH	Ozone	Maintenance	100	0.00	12.63	-401.33	-405.48	-326.22	-405.48	-407.67	-414.31	-407.67	-414.30
Wheeling, WV-OH	PM _{2.5}	Nonattainment	100	0.00	12.63	-401.33	-405.48	-326.22	-405.48	-407.67	-414.31	-407.67	-414.30
Winston-Salem, NC	CO	Maintenance	100	0.00	11.64	-372.39	-376.28	-302.76	-376.29	-378.34	-384.51	-378.37	-384.57
Worcester, MA	CO	Maintenance	100	0.00	6.33	-201.04	-203.11	-163.41	-203.11	-204.22	-207.54	-204.21	-207.53
Yakima County, WA	PM ₁₀	Maintenance	100	0.00	2.52	-80.21	-81.04	-65.20	-81.04	-81.48	-82.81	-81.48	-82.80
Yakima, WA	CO	Maintenance	100	0.00	1.19	-37.96	-38.35	-30.85	-38.35	-38.56	-39.19	-38.56	-39.19
York, PA	Ozone	Maintenance	100	0.00	23.31	-743.11	-750.83	-604.09	-750.83	-754.92	-767.21	-754.94	-767.26
York, PA	PM _{2.5}	Nonattainment	100	0.00	23.31	-743.11	-750.83	-604.09	-750.83	-754.92	-767.21	-754.94	-767.26
Youngstown-Warren-Sharon, OH-PA	Ozone	Maintenance	100	0.00	24.76	-786.79	-794.92	-639.54	-794.92	-799.23	-812.24	-799.23	-812.22
Yuma, AZ	PM ₁₀	Moderate	100	0.00	5.86	-186.19	-188.11	-151.34	-188.11	-189.13	-192.21	-189.13	-192.20

^{a/} Negative emissions changes indicate reductions; positive emissions changes are increases. Values of less than 0.005 tons/year are rounded to zero.

^{b/} Preferred Alternative

^{c/} Pollutants for which the area is designated nonattainment or maintenance as of 2010. Source: 40 CFR 81.

^{d/} Emissions thresholds in tons/year of: CO in CO maintenance and nonattainment areas; VOC or NO_x in ozone maintenance and nonattainment areas; primary PM_{2.5} in PM_{2.5} maintenance and nonattainment areas; primary PM₁₀ in PM₁₀ maintenance and nonattainment areas; and SO₂ in SO₂ maintenance and nonattainment areas. Source: 40 CFR § 93.153. These thresholds are provided for information only; a general conformity determination is not required for the proposed actions. (See section 3.3.1.)

Source: EPA (U.S. Environmental Protection Agency). 2010. The Green Book Nonattainment Areas. Washington, District of Columbia. Last Revised: June 16, 2010. U.S. Environmental Protection Agency. Available: <http://www.epa.gov/oaqps001/greenbk/>. Accessed: August 6, 2010.

Table D2-25 Emission Changes <u>a/</u> (for Cumulative Impacts) by Nonattainment Area with Alternative Standards for HD Vehicles Fine Particulate Matter (PM _{2.5}) 2018														
Nonattainment Area	Pollutant	Status <u>c/</u>	General Conformity Threshold <u>d/</u>	Emissions Changes for Cumulative Impacts (tons/year)										
				Alt. 1	Alt. 2	Alt. 3	Alt. 4	Alt. 6A	Alt. 5	Alt. 6 <u>b/</u>	Alt. 7	Alt. 6B	Alt. 8	
				No Action	Engine Only	Class 8 Tractors	Engines & Classes 7-8 Tractors	15% below Preferred Alternative Stringency	Engines, Classes 7-8 Tractors, & Classes 2b-3	Engines, Tractors, & Classes 2b-8	Engines, Tractors, & Trucks, & Trailers	20% above Preferred Alternative Stringency	Accelerated Hybrid Adoption	
Addison Township (Gallia County), OH	SO _x	Maintenance	100	0.00	0.00	0.00	0.00	0.00	0.00	0.00	0.00	0.00	0.00	0.00
Ajo (Pima County), AZ	PM ₁₀	Moderate	100	0.00	0.00	0.02	0.02	0.02	0.02	0.02	0.02	0.02	0.02	0.02
Ajo (Pima County), AZ	SO _x	Maintenance	100	0.00	0.00	0.01	0.01	0.01	0.01	0.01	0.01	0.01	0.01	0.01
Albany-Schenectady-Troy, NY	Ozone	Former Subpart 1	50	0.00	0.16	2.55	2.74	2.77	2.75	2.78	2.73	2.78	2.78	2.73
Albuquerque, NM	CO	Maintenance	100	0.00	0.07	1.18	1.27	1.28	1.28	1.29	1.27	1.29	1.29	1.27
Allegan County, MI	Ozone	Former Subpart 1	50	0.00	0.02	0.28	0.30	0.31	0.31	0.31	0.30	0.31	0.31	0.30
Allentown-Bethlehem-Easton, PA	Ozone	Maintenance	100	0.00	0.07	1.19	1.28	1.29	1.28	1.29	1.27	1.29	1.29	1.27
Altoona, PA	Ozone	Maintenance	100	0.00	0.01	0.21	0.23	0.23	0.23	0.23	0.23	0.23	0.23	0.23
Amador and Calveras Counties (Central Mountain), CA	Ozone	Former Subpart 1	50	0.00	0.02	0.30	0.32	0.33	0.32	0.33	0.32	0.33	0.33	0.32
Anchorage, AK	CO	Maintenance	100	0.00	0.02	0.28	0.30	0.30	0.30	0.30	0.30	0.30	0.30	0.30
Anthony, NM	PM ₁₀	Moderate	100	0.00	0.00	0.02	0.02	0.02	0.02	0.02	0.02	0.02	0.02	0.02
Armstrong County, PA	SO _x	Nonattainment	100	0.00	0.00	0.01	0.01	0.01	0.01	0.01	0.01	0.01	0.01	0.01
Aspen, CO	PM ₁₀	Maintenance	100	0.00	0.00	0.01	0.01	0.01	0.01	0.01	0.01	0.01	0.01	0.01
Atlanta, GA	Ozone	Moderate	50	0.00	1.60	26.20	28.21	28.43	28.32	28.58	28.11	28.58	28.11	28.11
Atlanta, GA	PM _{2.5}	Nonattainment	100	0.00	1.60	26.20	28.21	28.43	28.32	28.58	28.11	28.58	28.11	28.11
Atlantic City, NJ	CO	Maintenance	100	0.00	0.01	0.10	0.11	0.11	0.11	0.11	0.11	0.11	0.11	0.11
Bakersfield, CA	CO	Maintenance	100	0.00	-0.07	0.68	0.68	0.69	0.68	0.67	0.63	0.62	0.57	0.57
Baltimore, MD	CO	Maintenance	100	0.00	0.72	11.82	12.72	12.82	12.78	12.89	12.68	12.89	12.68	12.68
Baltimore, MD	Ozone	Moderate	50	0.00	0.72	11.82	12.72	12.82	12.78	12.89	12.68	12.89	12.68	12.68
Baltimore, MD	PM _{2.5}	Nonattainment	100	0.00	0.72	11.82	12.72	12.82	12.78	12.89	12.68	12.89	12.68	12.68
Baton Rouge, LA	Ozone	Moderate	50	0.00	-7.13	-9.53	-13.40	-13.12	-13.68	-14.81	-16.30	-17.60	-19.98	-19.98
Beaumont-Port Arthur, TX	Ozone	Moderate	50	0.00	-8.62	-12.36	-17.07	-16.74	-17.41	-18.77	-20.55	-22.14	-24.98	-24.98
Benton County, TN	SO _x	Maintenance	100	0.00	0.00	0.00	0.00	0.00	0.00	0.00	0.00	0.00	0.00	0.00
Benton Harbor, MI	Ozone	Maintenance	100	0.00	0.02	0.37	0.40	0.41	0.40	0.41	0.40	0.41	0.41	0.40
Benzie County, MI	Ozone	Maintenance	100	0.00	0.00	0.04	0.05	0.05	0.05	0.05	0.05	0.05	0.05	0.05
Berkeley and Jefferson Counties, WV	Ozone	Maintenance	100	0.00	0.02	0.29	0.31	0.31	0.31	0.32	0.31	0.32	0.31	0.31
Billings, MT	CO	Maintenance	100	0.00	-3.81	-5.66	-7.75	-7.60	-7.90	-8.50	-9.28	-9.98	-11.23	-11.23
Birmingham, AL	Ozone	Maintenance	100	0.00	0.11	3.91	4.15	4.19	4.16	4.18	4.07	4.12	4.00	4.00
Birmingham, AL	PM _{2.5}	Nonattainment	100	0.00	0.11	3.91	4.15	4.19	4.16	4.18	4.07	4.12	4.00	4.00
Boise-Northern Ada County, ID	CO	Maintenance	100	0.00	0.08	1.27	1.37	1.38	1.38	1.39	1.37	1.39	1.37	1.37
Boise-Northern Ada County, ID	PM ₁₀	Maintenance	100	0.00	0.08	1.27	1.37	1.38	1.38	1.39	1.37	1.39	1.37	1.37
Bonner County (Sandpoint), ID	PM ₁₀	Moderate	100	0.00	0.00	0.03	0.03	0.03	0.03	0.03	0.03	0.03	0.03	0.03
Boston, MA	CO	Maintenance	100	0.00	0.10	1.72	1.85	1.86	1.85	1.87	1.84	1.87	1.84	1.84
Boston-Lawrence-Worcester (eastern MA), MA	Ozone	Moderate	50	0.00	0.62	10.19	10.97	11.06	11.01	11.11	10.93	11.11	10.93	10.93
Boston-Manchester-Portsmouth (southeast NH), NH	Ozone	Moderate	50	0.00	0.08	1.28	1.38	1.39	1.39	1.40	1.38	1.40	1.38	1.38
Boyd County (part), KY	SO _x	Maintenance	100	0.00	0.00	0.02	0.02	0.02	0.02	0.02	0.02	0.02	0.02	0.02
Buffalo-Niagara Falls, NY	Ozone	Former Subpart 1	50	0.00	0.14	2.33	2.51	2.53	2.52	2.54	2.50	2.54	2.50	2.50
Burlington, NJ	CO	Maintenance	100	0.00	0.00	0.02	0.02	0.02	0.02	0.02	0.02	0.02	0.02	0.02
Butte, MT	PM ₁₀	Moderate	100	0.00	0.00	0.04	0.05	0.05	0.05	0.05	0.05	0.05	0.05	0.05
Canon City, CO	PM ₁₀	Maintenance	100	0.00	0.00	0.04	0.04	0.04	0.04	0.04	0.04	0.04	0.04	0.04
Canton-Massillon, OH	Ozone	Maintenance	100	0.00	-0.54	0.27	0.02	0.06	0.00	-0.08	-0.23	-0.32	-0.54	-0.54
Canton-Massillon, OH	PM _{2.5}	Nonattainment	100	0.00	-0.54	0.27	0.02	0.06	0.00	-0.08	-0.23	-0.32	-0.54	-0.54
Case County, MI	Ozone	Maintenance	100	0.00	0.01	0.09	0.10	0.10	0.10	0.10	0.09	0.10	0.09	0.09

Table D2-25 Emission Changes <u>a/</u> (for Cumulative Impacts) by Nonattainment Area with Alternative Standards for HD Vehicles Fine Particulate Matter (PM _{2.5}) 2018														
Nonattainment Area	Pollutant	Status <u>c/</u>	General Conformity Threshold <u>d/</u>	Emissions Changes for Cumulative Impacts (tons/year)										
				Alt. 1	Alt. 2	Alt. 3	Alt. 4	Alt. 6A	Alt. 5	Alt. 6 <u>b/</u>	Alt. 7	Alt. 6B	Alt. 8	
				No Action	Engine Only	Class 8 Tractors	Engines & Classes 7-8 Tractors	15% below Preferred Alternative Stringency	Engines, Classes 7-8 Tractors, & Classes 2b-3	Engines, Tractors, & Classes 2b-8	Engines, Tractors, & Truck, & Trailers	20% above Preferred Alternative Stringency	Accelerated Hybrid Adoption	
Center Township (Morgan County), OH	SO _x	Maintenance	100	0.00	0.00	0.00	0.00	0.00	0.00	0.00	0.00	0.00	0.00	0.00
Central Steptoe Valley (White Pine County), NV	SO _x	Maintenance	100	0.00	0.00	0.01	0.01	0.01	0.01	0.01	0.01	0.01	0.01	0.01
Charleston, WV	Ozone	Maintenance	100	0.00	0.07	1.15	1.23	1.24	1.24	1.24	1.25	1.23	1.25	1.23
Charleston, WV	PM _{2.5}	Nonattainment	100	0.00	0.07	1.15	1.23	1.24	1.24	1.24	1.25	1.23	1.25	1.23
Charlotte, NC	CO	Maintenance	100	0.00	0.09	1.44	1.54	1.56	1.55	1.57	1.54	1.57	1.57	1.54
Charlotte-Gastonia-Rock Hill, NC-SC	Ozone	Moderate	50	0.00	0.20	3.23	3.48	3.50	3.49	3.52	3.46	3.52	3.52	3.46
Chattanooga, TN-GA-AL	PM _{2.5}	Nonattainment	100	0.00	0.07	1.10	1.19	1.20	1.19	1.20	1.18	1.20	1.20	1.18
Chattanooga, TN-GA	Ozone	Former Subpart 1	50	0.00	0.06	1.00	1.08	1.09	1.08	1.09	1.07	1.09	1.09	1.07
Chicago-Gary-Lake County, IL-IN	Ozone	Moderate	50	0.00	-8.90	12.27	8.58	9.22	8.28	6.88	4.21	2.76	2.76	-1.22
Chicago-Gary-Lake County, IL-IN	PM _{2.5}	Nonattainment	100	0.00	-8.90	12.27	8.58	9.22	8.28	6.88	4.21	2.76	2.76	-1.22
Chico, CA	CO	Maintenance	100	0.00	0.04	0.67	0.72	0.73	0.72	0.73	0.72	0.73	0.73	0.72
Chico, CA	Ozone	Former Subpart 1	50	0.00	0.04	0.67	0.72	0.73	0.72	0.73	0.72	0.73	0.73	0.72
Cincinnati-Hamilton, OH-KY-IN	Ozone	Former Subpart 1	50	0.00	0.48	7.76	8.35	8.42	8.39	8.46	8.33	8.46	8.46	8.33
Cincinnati-Hamilton, OH-KY-IN	PM _{2.5}	Nonattainment	100	0.00	0.48	7.76	8.35	8.42	8.39	8.46	8.33	8.46	8.46	8.33
Clairton & 4 Boroughs, PA	PM ₁₀	Maintenance	100	0.00	0.00	0.03	0.03	0.03	0.03	0.03	0.03	0.03	0.03	0.03
Clark County, NV	PM ₁₀	Serious	70	0.00	0.17	2.86	3.08	3.10	3.09	3.12	3.06	3.12	3.12	3.06
Clarksville-Hopkinsville, TN-KY	Ozone	Maintenance	100	0.00	0.03	0.51	0.55	0.55	0.55	0.56	0.55	0.56	0.56	0.55
Clearfield and Indiana Counties, PA	Ozone	Maintenance	100	0.00	0.02	0.36	0.39	0.39	0.39	0.40	0.39	0.40	0.39	0.39
Cleveland, OH	CO	Maintenance	100	0.00	0.12	1.95	2.10	2.11	2.10	2.12	2.09	2.12	2.12	2.09
Cleveland-Akron-Lorain, OH	Ozone	Maintenance	100	0.00	0.61	10.04	10.80	10.89	10.85	10.94	10.77	10.94	10.77	10.77
Cleveland-Akron-Lorain, OH	PM _{2.5}	Nonattainment	100	0.00	0.61	10.04	10.80	10.89	10.85	10.94	10.77	10.94	10.77	10.77
Coachella Valley, CA	PM ₁₀	Serious	70	0.00	0.07	1.19	1.28	1.29	1.29	1.30	1.28	1.30	1.30	1.28
Colbert County, AL	SO _x	Maintenance	100	0.00	0.01	0.12	0.13	0.13	0.13	0.14	0.13	0.14	0.14	0.13
Colorado Springs, CO	CO	Maintenance	100	0.00	0.07	1.14	1.23	1.24	1.24	1.25	1.23	1.25	1.25	1.23
Columbia Falls, MT	PM ₁₀	Moderate	100	0.00	0.00	0.01	0.01	0.01	0.01	0.01	0.01	0.01	0.01	0.01
Columbia, SC	Ozone	Former Subpart 1	50	0.00	0.08	1.30	1.40	1.41	1.41	1.42	1.40	1.42	1.42	1.40
Columbus, OH	Ozone	Maintenance	100	0.00	0.39	6.31	6.79	6.85	6.82	6.88	6.77	6.88	6.77	6.77
Columbus, OH	PM _{2.5}	Nonattainment	100	0.00	0.39	6.31	6.79	6.85	6.82	6.88	6.77	6.88	6.77	6.77
Conewango Township (Warren County), PA	SO _x	Maintenance	100	0.00	-0.01	0.00	0.00	0.00	0.00	-0.01	-0.01	-0.01	-0.01	-0.01
Coso Junction, CA	PM ₁₀	Moderate	100	0.00	0.00	0.00	0.00	0.00	0.00	0.00	0.00	0.00	0.00	0.00
Cuyahoga County, OH	PM ₁₀	Maintenance	100	0.00	0.22	3.53	3.80	3.83	3.82	3.85	3.79	3.85	3.79	3.79
Cuyahoga County, OH	SO _x	Maintenance	100	0.00	0.22	3.53	3.80	3.83	3.82	3.85	3.79	3.85	3.79	3.79
Dallas-Fort Worth, TX	Ozone	Moderate	50	0.00	0.82	13.47	14.50	14.62	14.56	14.69	14.45	14.69	14.45	14.45
Dayton-Springfield, OH	Ozone	Maintenance	100	0.00	0.20	3.22	3.46	3.49	3.48	3.51	3.45	3.51	3.45	3.45
Dayton-Springfield, OH	PM _{2.5}	Nonattainment	100	0.00	0.20	3.22	3.46	3.49	3.48	3.51	3.45	3.51	3.45	3.45
Denver Metro, CO	PM ₁₀	Maintenance	100	0.00	-4.33	-1.31	-3.45	-3.22	-3.61	-4.29	-5.35	-6.11	-7.74	-7.74
Denver-Boulder, CO	CO	Maintenance	100	0.00	-4.34	-1.56	-3.72	-3.49	-3.88	-4.56	-5.62	-6.38	-8.01	-8.01
Denver-Boulder-Greeley-Fort Collins-Loveland, CO	Ozone	Former Subpart 1	50	0.00	-4.26	-0.12	-2.16	-1.93	-2.32	-2.99	-4.07	-4.81	-6.46	-6.46
Detroit, MI	CO	Maintenance	100	0.00	-3.06	-1.65	-3.19	-3.04	-3.31	-3.79	-4.51	-5.06	-6.18	-6.18
Detroit-Ann Arbor, MI	Ozone	Maintenance	100	0.00	-2.42	12.98	12.43	12.72	12.37	11.99	10.94	10.61	9.13	9.13
Detroit-Ann Arbor, MI	PM _{2.5}	Nonattainment	100	0.00	-2.42	12.98	12.43	12.72	12.37	11.99	10.94	10.61	9.13	9.13
Door County, WI	Ozone	Former Subpart 1	50	0.00	0.00	0.07	0.08	0.08	0.08	0.08	0.08	0.08	0.08	0.08
Douglas (Cochise County), AZ	PM ₁₀	Moderate	100	0.00	0.01	0.13	0.14	0.14	0.14	0.14	0.14	0.14	0.14	0.14

Table D2-25 Emission Changes <u>a/</u> (for Cumulative Impacts) by Nonattainment Area with Alternative Standards for HD Vehicles Fine Particulate Matter (PM _{2.5}) 2018														
Nonattainment Area	Pollutant	Status <u>c/</u>	General Conformity Threshold <u>d/</u>	Emissions Changes for Cumulative Impacts (tons/year)										
				Alt. 1	Alt. 2	Alt. 3	Alt. 4	Alt. 6A	Alt. 5	Alt. 6 <u>b/</u>	Alt. 7	Alt. 6B	Alt. 8	
				No Action	Engine Only	Class 8 Tractors	Engines & Classes 7-8 Tractors	15% below Preferred Alternative Stringency	Engines, Classes 7-8 Tractors, & Classes 2b-3	Engines, Tractors, & Classes 2b-8	Engines, Tractors, & Truckers, & Trailers	20% above Preferred Alternative Stringency	Accelerated Hybrid Adoption	
Douglas (Cochise County), AZ	SO _x	Maintenance	100	0.00	0.01	0.13	0.14	0.14	0.14	0.14	0.14	0.14	0.14	0.14
Duluth, MN	CO	Maintenance	100	0.00	0.01	0.17	0.18	0.18	0.18	0.18	0.18	0.18	0.18	0.18
Eagle River, AK	PM ₁₀	Moderate	100	0.00	0.00	0.02	0.02	0.02	0.02	0.02	0.02	0.02	0.02	0.02
East Chicago, IN	CO	Maintenance	100	0.00	0.03	0.42	0.45	0.46	0.46	0.45	0.46	0.45	0.46	0.45
East Chicago, IN	PM ₁₀	Maintenance	100	0.00	-8.47	-12.49	-17.14	-16.81	-17.47	-18.81	-20.55	-22.11	-24.89	-24.89
East Helena Area (Lewis and Clark County), MT	SO _x	Nonattainment	100	0.00	0.00	0.00	0.00	0.00	0.00	0.00	0.00	0.00	0.00	0.00
El Paso County, TX	PM ₁₀	Moderate	100	0.00	-2.51	-2.94	-4.28	-4.18	-4.38	-4.78	-5.32	-5.78	-6.63	-6.63
El Paso, TX	CO	Maintenance	100	0.00	0.00	0.06	0.07	0.07	0.07	0.07	0.07	0.07	0.07	0.07
Erie, PA	Ozone	Maintenance	100	0.00	0.02	0.46	0.49	0.49	0.49	0.49	0.49	0.48	0.49	0.48
Essex County (Whiteface Mountain), NY	Ozone	Former Subpart 1	50	0.00	0.00	0.00	0.00	0.00	0.00	0.00	0.00	0.00	0.00	0.00
Eugene-Springfield, OR	CO	Maintenance	100	0.00	0.05	0.89	0.96	0.96	0.96	0.96	0.97	0.95	0.97	0.95
Eugene-Springfield, OR	PM ₁₀	Moderate	100	0.00	0.05	0.89	0.96	0.96	0.96	0.96	0.97	0.95	0.97	0.95
Evansville, IN	Ozone	Maintenance	100	0.00	0.07	1.17	1.26	1.27	1.26	1.26	1.27	1.25	1.27	1.25
Evansville, IN	PM _{2.5}	Nonattainment	100	0.00	0.07	1.17	1.26	1.27	1.26	1.26	1.27	1.25	1.27	1.25
Fairbanks, AK	CO	Maintenance	100	0.00	0.00	0.03	0.04	0.04	0.04	0.04	0.04	0.04	0.04	0.04
Fayetteville, NC	Ozone	Former Subpart 1	50	0.00	0.04	0.59	0.64	0.64	0.64	0.64	0.64	0.63	0.64	0.63
Flathead County; Whitefish and vicinity, MT	PM ₁₀	Moderate	100	0.00	0.00	0.01	0.01	0.01	0.01	0.01	0.02	0.01	0.02	0.01
Flint, MI	Ozone	Maintenance	100	0.00	-0.12	0.77	0.75	0.76	0.74	0.73	0.73	0.67	0.65	0.57
Follansbee, WV	PM ₁₀	Maintenance	100	0.00	0.00	0.00	0.00	0.00	0.00	0.00	0.00	0.00	0.00	0.00
Fort Collins, CO	CO	Maintenance	100	0.00	0.02	0.34	0.37	0.37	0.37	0.37	0.37	0.36	0.37	0.36
Fort Hall Reservation, ID	PM ₁₀	Moderate	100	0.00	0.00	0.00	0.00	0.00	0.00	0.00	0.00	0.00	0.00	0.00
Fort Wayne, IN	Ozone	Maintenance	100	0.00	0.04	0.73	0.79	0.79	0.79	0.79	0.80	0.78	0.80	0.78
Franklin County, PA	Ozone	Maintenance	100	0.00	0.02	0.30	0.32	0.33	0.33	0.33	0.33	0.32	0.33	0.32
Franklin Township (Coshocton County), OH	SO _x	Maintenance	100	0.00	0.00	0.00	0.00	0.00	0.00	0.00	0.00	0.00	0.00	0.00
Frederick County, VA	Ozone	Former Subpart 1	50	0.00	0.02	0.26	0.28	0.28	0.28	0.28	0.28	0.28	0.28	0.28
Fredericksburg, VA	Ozone	Maintenance	100	0.00	0.05	0.79	0.85	0.86	0.86	0.86	0.86	0.85	0.86	0.85
Freehold, NJ	CO	Maintenance	100	0.00	0.00	0.03	0.03	0.04	0.04	0.04	0.04	0.03	0.04	0.03
Fresno, CA	CO	Maintenance	100	0.00	0.07	1.15	1.24	1.25	1.24	1.25	1.25	1.23	1.25	1.23
Grand Rapids, MI	Ozone	Maintenance	100	0.00	0.10	1.59	1.72	1.73	1.72	1.74	1.74	1.71	1.74	1.71
Granite City, Nameoki Townships, IL	PM ₁₀	Maintenance	100	0.00	-0.01	0.06	0.06	0.06	0.06	0.06	0.06	0.05	0.05	0.05
Grant County, NM	SO _x	Maintenance	100	0.00	0.00	0.01	0.01	0.01	0.01	0.01	0.01	0.01	0.01	0.01
Grants Pass, OR	CO	Maintenance	100	0.00	0.00	0.06	0.07	0.07	0.07	0.07	0.07	0.07	0.07	0.07
Grants Pass, OR	PM ₁₀	Maintenance	100	0.00	0.00	0.06	0.07	0.07	0.07	0.07	0.07	0.07	0.07	0.07
Great Falls, MT	CO	Maintenance	100	0.00	0.00	0.04	0.04	0.04	0.04	0.04	0.04	0.04	0.04	0.04
Greater Connecticut, CT	Ozone	Moderate	50	0.00	0.20	3.33	3.58	3.61	3.60	3.63	3.57	3.63	3.57	3.57
Greeley, CO	CO	Maintenance	100	0.00	0.01	0.24	0.26	0.26	0.26	0.26	0.26	0.26	0.26	0.26
Green Bay, WI	SO _x	Maintenance	100	0.00	0.01	0.24	0.26	0.27	0.26	0.27	0.26	0.27	0.26	0.26
Greene County, IN	Ozone	Maintenance	100	0.00	0.01	0.10	0.10	0.11	0.11	0.11	0.11	0.10	0.11	0.10
Greene County, PA	Ozone	Maintenance	100	0.00	0.01	0.09	0.10	0.10	0.10	0.10	0.10	0.10	0.10	0.10
Greensboro-Winston Salem-High Point, NC	Ozone	Marginal	50	0.00	0.30	4.89	5.26	5.31	5.28	5.33	5.25	5.33	5.25	5.25
Greensboro-Winston salem-High Point, NC	PM _{2.5}	Nonattainment	100	0.00	0.30	4.89	5.26	5.31	5.28	5.33	5.25	5.33	5.25	5.25
Greenville-Spartanburg-Anderson, SC	Ozone	Former Subpart 1	50	0.00	0.11	1.82	1.96	1.98	1.97	1.99	1.96	1.99	1.96	1.96
Groveland Township (Tazewell County), IL	SO _x	Maintenance	100	0.00	0.00	0.05	0.05	0.05	0.05	0.05	0.05	0.05	0.05	0.05

Table D2-25 Emission Changes <u>a/</u> (for Cumulative Impacts) by Nonattainment Area with Alternative Standards for HD Vehicles Fine Particulate Matter (PM _{2.5}) 2018													
Nonattainment Area	Pollutant	Status <u>c/</u>	General Conformity Threshold <u>d/</u>	Emissions Changes for Cumulative Impacts (tons/year)									
				Alt. 1	Alt. 2	Alt. 3	Alt. 4	Alt. 6A	Alt. 5	Alt. 6 <u>b/</u>	Alt. 7	Alt. 6B	Alt. 8
				No Action	Engine Only	Class 8 Tractors	Engines & Classes 7-8 Tractors	15% below Preferred Alternative Stringency	Engines, Classes 7-8 Tractors, & Classes 2b-3	Engines, Tractors, & Classes 2b-8	Engines, Tractors, & Truck, & Trailers	20% above Preferred Alternative Stringency	Accelerated Hybrid Adoption
Hancock-Knox-Lincoln-Waldo Counties, ME	Ozone	Maintenance	100	0.00	0.01	0.23	0.25	0.25	0.25	0.25	0.25	0.25	0.25
Harrisburg-Lebanon-Carlisle, PA	Ozone	Maintenance	100	0.00	0.20	3.24	3.49	3.52	3.50	3.54	3.48	3.54	3.48
Harrisburg-Lebanon-Carlisle, PA	PM _{2.5}	Nonattainment	100	0.00	0.20	3.24	3.49	3.52	3.50	3.54	3.48	3.54	3.48
Hartford-New Britain-Middletown, CT	CO	Maintenance	100	0.00	0.13	2.17	2.33	2.35	2.34	2.36	2.32	2.36	2.32
Hayden (Pinal County), AZ	SO _x	Nonattainment	100	0.00	0.00	0.02	0.02	0.02	0.02	0.02	0.02	0.02	0.02
Hayden/Miami, AZ	PM ₁₀	Moderate	100	0.00	0.00	0.07	0.08	0.08	0.08	0.08	0.08	0.08	0.08
Haywood and Swain Counties (Great Smoky Mountain NP), NC	Ozone	Maintenance	100	0.00	0.00	0.01	0.01	0.01	0.01	0.01	0.01	0.01	0.01
Hazelwood, PA	SO _x	Maintenance	100	0.00	0.00	0.08	0.09	0.09	0.09	0.09	0.08	0.09	0.08
Hickory, NC	PM _{2.5}	Nonattainment	100	0.00	0.02	0.36	0.39	0.40	0.39	0.40	0.39	0.40	0.39
Hickory-Morgantown-Lenoir, NC	Ozone	Former Subpart 1	50	0.00	0.04	0.60	0.64	0.65	0.64	0.65	0.64	0.65	0.64
Hollis Township, IL	SO _x	Maintenance	100	0.00	0.00	0.00	0.00	0.00	0.00	0.00	0.00	0.00	0.00
Houston-Galveston-Brazoria, TX	Ozone	Severe	25	0.00	-34.39	-42.17	-60.63	-59.22	-61.99	-67.41	-74.74	-81.01	-92.64
Humphreys County, TN	SO _x	Maintenance	100	0.00	0.00	0.01	0.01	0.01	0.01	0.01	0.01	0.01	0.01
Huntington-Ashland, WV-KY-OH	PM _{2.5}	Nonattainment	100	0.00	-4.59	-6.41	-8.91	-8.73	-9.10	-9.82	-10.77	-11.62	-13.14
Huntington-Ashland, WV-KY	Ozone	Maintenance	100	0.00	-4.61	-6.69	-9.21	-9.04	-9.40	-10.13	-11.07	-11.92	-13.44
Huron County, MI	Ozone	Maintenance	100	0.00	0.00	0.06	0.06	0.06	0.06	0.06	0.06	0.06	0.06
Imperial County, CA	Ozone	Moderate	50	0.00	0.03	0.42	0.45	0.45	0.45	0.46	0.45	0.46	0.45
Imperial Valley, CA	PM ₁₀	Serious	70	0.00	0.03	0.41	0.44	0.44	0.44	0.45	0.44	0.45	0.44
Indian Wells, CA	PM ₁₀	Maintenance	100	0.00	0.00	0.07	0.08	0.08	0.08	0.08	0.08	0.08	0.08
Indianapolis, IN	CO	Maintenance	100	0.00	0.43	7.09	7.63	7.69	7.66	7.73	7.60	7.73	7.60
Indianapolis, IN	Ozone	Maintenance	100	0.00	0.43	7.09	7.63	7.69	7.66	7.73	7.60	7.73	7.60
Indianapolis, IN	PM _{2.5}	Nonattainment	100	0.00	0.43	7.09	7.63	7.69	7.66	7.73	7.60	7.73	7.60
Jackson County, IN	Ozone	Maintenance	100	0.00	0.01	0.16	0.17	0.17	0.17	0.17	0.17	0.17	0.17
Jamestown, NY	Ozone	Former Subpart 1	50	0.00	0.01	0.31	0.33	0.33	0.33	0.33	0.32	0.33	0.32
Jefferson County, NY	Ozone	Moderate	50	0.00	0.02	0.25	0.27	0.27	0.27	0.27	0.27	0.27	0.27
Jefferson County, OH	PM ₁₀	Maintenance	100	0.00	0.00	0.02	0.02	0.02	0.02	0.02	0.02	0.02	0.02
Johnson City-Kingsport-Bristol, TN	Ozone	Former Subpart 1	50	0.00	0.03	0.44	0.47	0.48	0.48	0.48	0.47	0.48	0.47
Johnstown, PA	Ozone	Maintenance	100	0.00	0.03	0.45	0.48	0.49	0.49	0.49	0.48	0.49	0.48
Johnstown, PA	PM _{2.5}	Nonattainment	100	0.00	0.03	0.45	0.48	0.49	0.49	0.49	0.48	0.49	0.48
Juneau, AK	PM ₁₀	Moderate	100	0.00	0.00	0.02	0.02	0.02	0.02	0.02	0.02	0.02	0.02
Kalamazoo-Battle Creek, MI	Ozone	Maintenance	100	0.00	0.06	1.02	1.10	1.11	1.10	1.11	1.09	1.11	1.09
Kalispell, MT	PM ₁₀	Moderate	100	0.00	0.00	0.06	0.06	0.06	0.06	0.06	0.06	0.06	0.06
Kent and Queen Annes Counties, MD	Ozone	Maintenance	100	0.00	0.02	0.28	0.30	0.31	0.30	0.31	0.30	0.31	0.30
Kent, WA	PM ₁₀	Maintenance	100	0.00	0.00	0.05	0.05	0.05	0.05	0.05	0.05	0.05	0.05
Kern County (Eastern Kern), CA	Ozone	Former Subpart 1	50	0.00	0.01	0.17	0.18	0.18	0.18	0.19	0.18	0.19	0.18
Kewaunee County, WI	Ozone	Maintenance	100	0.00	0.00	0.05	0.05	0.05	0.05	0.05	0.05	0.05	0.05
King County, WA	PM ₁₀	Maintenance	100	0.00	0.00	0.02	0.02	0.02	0.02	0.02	0.02	0.02	0.02
Klamath Falls, OR	CO	Maintenance	100	0.00	0.01	0.20	0.22	0.22	0.22	0.22	0.22	0.22	0.22
Klamath Falls, OR	PM ₁₀	Maintenance	100	0.00	0.01	0.20	0.22	0.22	0.22	0.22	0.22	0.22	0.22
Knoxville, TN	Ozone	Former Subpart 1	50	0.00	0.25	4.11	4.42	4.46	4.44	4.48	4.41	4.48	4.41
Knoxville, TN	PM _{2.5}	Nonattainment	100	0.00	0.25	4.11	4.42	4.46	4.44	4.48	4.41	4.48	4.41
La Porte County, IN	SO _x	Maintenance	100	0.00	0.00	0.07	0.08	0.08	0.08	0.08	0.08	0.08	0.08
LaGrande, OR	PM ₁₀	Maintenance	100	0.00	0.00	0.03	0.03	0.03	0.03	0.03	0.03	0.03	0.03

Table D2-25 Emission Changes <u>a/</u> (for Cumulative Impacts) by Nonattainment Area with Alternative Standards for HD Vehicles Fine Particulate Matter (PM _{2.5}) 2018													
Nonattainment Area	Pollutant	Status <u>c/</u>	General Conformity Threshold <u>d/</u>	Emissions Changes for Cumulative Impacts (tons/year)									
				Alt. 1	Alt. 2	Alt. 3	Alt. 4	Alt. 6A	Alt. 5	Alt. 6 <u>b/</u>	Alt. 7	Alt. 6B	Alt. 8
				No Action	Engine Only	Class 8 Tractors	Engines & Classes 7-8 Tractors	15% below Preferred Alternative Stringency	Engines, Classes 7-8 Tractors, & Classes 2b-3	Engines, Tractors, & Classes 2b-8	Engines, Tractors, & Truck, & Trailers	20% above Preferred Alternative Stringency	Accelerated Hybrid Adoption
Lake County, IN	SO _x	Maintenance	100	0.00	0.00	0.57	0.59	0.60	0.59	0.59	0.57	0.58	0.55
Lake County, OH	SO _x	Maintenance	100	0.00	0.00	0.07	0.08	0.08	0.08	0.08	0.08	0.08	0.08
Lake County, OR	PM ₁₀	Maintenance	100	0.00	0.00	0.01	0.01	0.01	0.01	0.01	0.01	0.01	0.01
Lake Tahoe North Shore, CA	CO	Maintenance	100	0.00	0.00	0.05	0.06	0.06	0.06	0.06	0.06	0.06	0.06
Lake Tahoe South Shore, CA	CO	Maintenance	100	0.00	0.01	0.11	0.12	0.12	0.12	0.12	0.12	0.12	0.12
Lake Tahoe, NV	CO	Maintenance	100	0.00	0.00	0.04	0.04	0.04	0.04	0.04	0.04	0.04	0.04
Lamar, CO	PM ₁₀	Maintenance	100	0.00	0.00	0.02	0.02	0.02	0.02	0.02	0.02	0.02	0.02
Lame Deer, MT	PM ₁₀	Moderate	100	0.00	0.00	0.00	0.00	0.00	0.00	0.00	0.00	0.00	0.00
Lancaster, PA	Ozone	Maintenance	100	0.00	0.11	1.79	1.92	1.94	1.93	1.95	1.92	1.95	1.92
Lancaster, PA	PM _{2.5}	Nonattainment	100	0.00	0.11	1.79	1.92	1.94	1.93	1.95	1.92	1.95	1.92
Lane County, OR	PM ₁₀	Moderate	100	0.00	0.00	0.00	0.00	0.00	0.00	0.00	0.00	0.00	0.00
Lansing-East Lansing, MI	Ozone	Maintenance	100	0.00	0.06	0.96	1.03	1.04	1.03	1.04	1.03	1.04	1.03
LaPorte, IN	Ozone	Maintenance	100	0.00	0.01	0.20	0.22	0.22	0.22	0.22	0.22	0.22	0.22
Las Vegas, NV	CO	Serious	100	0.00	0.35	5.76	6.20	6.25	6.23	6.28	6.18	6.28	6.18
Las Vegas, NV	Ozone	Former Subpart 1	50	0.00	0.35	5.76	6.20	6.25	6.23	6.28	6.18	6.28	6.18
Lauderdale County, AL	SO _x	Maintenance	100	0.00	0.01	0.18	0.19	0.20	0.19	0.20	0.19	0.20	0.19
Laurel Area (Yellowstone County), MT	SO _x	Nonattainment	100	0.00	0.00	0.00	0.00	0.00	0.00	0.00	0.00	0.00	0.00
Libby, MT	PM ₁₀	Moderate	100	0.00	0.00	0.02	0.02	0.02	0.02	0.02	0.02	0.02	0.02
Libby, MT	PM _{2.5}	Nonattainment	100	0.00	0.00	0.02	0.02	0.02	0.02	0.02	0.02	0.02	0.02
Liberty-Clairton, PA	PM _{2.5}	Nonattainment	100	0.00	0.00	0.03	0.03	0.03	0.03	0.03	0.03	0.03	0.03
Lima, OH	Ozone	Maintenance	100	0.00	-5.86	-8.71	-11.93	-11.70	-12.16	-13.09	-14.28	-15.36	-17.29
Longmont, CO	CO	Maintenance	100	0.00	0.01	0.17	0.19	0.19	0.19	0.19	0.19	0.19	0.19
Lorain County, OH	SO _x	Maintenance	100	0.00	0.01	0.09	0.10	0.10	0.10	0.10	0.10	0.10	0.10
Los Angeles South Coast Air Basin, CA	CO	Maintenance	100	0.00	-7.52	123.99	126.23	128.12	126.22	125.04	119.00	118.58	110.49
Los Angeles South Coast Air Basin, CA	NO _x	Maintenance	100	0.00	-7.52	123.99	126.23	128.12	126.22	125.04	119.00	118.58	110.49
Los Angeles South Coast Air Basin, CA	Ozone	Extreme	10	0.00	-7.52	123.99	126.23	128.12	126.22	125.04	119.00	118.58	110.49
Los Angeles South Coast Air Basin, CA	PM ₁₀	Serious	70	0.00	-7.52	123.99	126.23	128.12	126.22	125.04	119.00	118.58	110.49
Los Angeles South Coast Air Basin, CA	PM _{2.5}	Nonattainment	100	0.00	-7.52	123.99	126.23	128.12	126.22	125.04	119.00	118.58	110.49
Los Angeles-San Bernardino Counties (western Mohave), CA	Ozone	Moderate	50	0.00	0.08	1.35	1.45	1.46	1.46	1.47	1.44	1.47	1.44
Louisville, KY-IN	Ozone	Maintenance	100	0.00	0.28	4.50	4.84	4.88	4.86	4.90	4.82	4.90	4.82
Louisville, KY-IN	PM _{2.5}	Nonattainment	100	0.00	0.28	4.50	4.84	4.88	4.86	4.90	4.82	4.90	4.82
Lowell, MA	CO	Maintenance	100	0.00	0.01	0.22	0.24	0.24	0.24	0.24	0.24	0.24	0.24
Lucas County, OH	SO _x	Maintenance	100	0.00	-0.07	0.46	0.45	0.46	0.45	0.44	0.40	0.40	0.35
Lyons Township, IL	PM ₁₀	Maintenance	100	0.00	-0.03	0.07	0.06	0.06	0.06	0.05	0.04	0.04	0.02
Macon, GA	Ozone	Maintenance	100	0.00	0.05	0.86	0.93	0.93	0.93	0.94	0.92	0.94	0.92
Macon, GA	PM _{2.5}	Nonattainment	100	0.00	0.05	0.86	0.93	0.93	0.93	0.94	0.92	0.94	0.92
Madison and Page Counties (Shenandoah NP), VA	Ozone	Maintenance	100	0.00	0.00	0.01	0.01	0.01	0.01	0.01	0.01	0.01	0.01
Madison, WI	SO _x	Maintenance	100	0.00	0.03	0.47	0.51	0.51	0.51	0.51	0.50	0.51	0.50
Mammoth Lake, CA	PM ₁₀	Moderate	100	0.00	0.00	0.02	0.02	0.02	0.02	0.02	0.02	0.02	0.02
Manchester, NH	CO	Maintenance	100	0.00	0.01	0.16	0.17	0.17	0.17	0.17	0.17	0.17	0.17
Manitowoc County, WI	Ozone	Former Subpart 1	50	0.00	0.01	0.21	0.22	0.22	0.22	0.22	0.22	0.22	0.22
Marion County, IN	SO _x	Maintenance	100	0.00	0.04	0.64	0.69	0.69	0.69	0.70	0.69	0.70	0.69
Mariposa and Tuolumne Counties (Southern Mountain), CA	Ozone	Former Subpart 1	50	0.00	0.01	0.21	0.23	0.23	0.23	0.23	0.22	0.23	0.22

Table D2-25 Emission Changes <u>a/</u> (for Cumulative Impacts) by Nonattainment Area with Alternative Standards for HD Vehicles Fine Particulate Matter (PM _{2.5}) 2018														
Nonattainment Area	Pollutant	Status <u>c/</u>	General Conformity Threshold <u>d/</u>	Emissions Changes for Cumulative Impacts (tons/year)										
				Alt. 1	Alt. 2	Alt. 3	Alt. 4	Alt. 6A	Alt. 5	Alt. 6 <u>b/</u>	Alt. 7	Alt. 6B	Alt. 8	
				No Action	Engine Only	Class 8 Tractors	Engines & Classes 7-8 Tractors	15% below Preferred Alternative Stringency	Engines, Classes 7-8 Tractors, & Classes 2b-3	Engines, Tractors, & Classes 2b-8	Engines, Tractors, & Truck, & Trailers	20% above Preferred Alternative Stringency	Accelerated Hybrid Adoption	
Martinsburg, WV-Hagerstown, MD	PM _{2.5}	Nonattainment	100	0.00	0.04	0.64	0.69	0.69	0.69	0.69	0.70	0.68	0.70	0.68
Mason County, MI	Ozone	Maintenance	100	0.00	0.00	0.05	0.06	0.06	0.06	0.06	0.06	0.06	0.06	0.06
Medford, OR	CO	Maintenance	100	0.00	0.01	0.15	0.16	0.16	0.16	0.16	0.16	0.16	0.16	0.16
Medford-Ashland, OR	PM ₁₀	Maintenance	100	0.00	0.02	0.35	0.38	0.38	0.38	0.39	0.38	0.38	0.39	0.38
Memphis, TN-AR	Ozone	Maintenance	100	0.00	-1.66	-0.67	-1.50	-1.42	-1.57	-1.83	-2.23	-2.52	-3.14	-3.14
Memphis, TN	CO	Maintenance	100	0.00	-1.67	-0.84	-1.68	-1.60	-1.75	-2.01	-2.41	-2.70	-3.32	-3.32
Miami (Gila County), AZ	SO _x	Maintenance	100	0.00	0.00	0.06	0.06	0.06	0.06	0.06	0.06	0.06	0.06	0.06
Millinocket AQCR 109, ME	SO _x	Maintenance	100	0.00	0.00	0.01	0.01	0.01	0.01	0.01	0.01	0.01	0.01	0.01
Milwaukee, WI	SO _x	Maintenance	100	0.00	0.07	1.08	1.16	1.17	1.16	1.17	1.15	1.17	1.15	1.15
Milwaukee-Racine, WI	Ozone	Moderate	50	0.00	0.22	3.55	3.82	3.85	3.83	3.87	3.81	3.87	3.81	3.81
Minneapolis-St Paul, MN	CO	Maintenance	100	0.00	0.69	11.23	12.08	12.18	12.13	12.24	12.04	12.24	12.04	12.04
Minneapolis-St Paul, MN	SO _x	Maintenance	100	0.00	0.69	11.23	12.08	12.18	12.13	12.24	12.04	12.24	12.04	12.04
Missoula, MT	CO	Maintenance	100	0.00	0.01	0.24	0.26	0.26	0.26	0.26	0.26	0.26	0.26	0.26
Missoula, MT	PM ₁₀	Moderate	100	0.00	0.01	0.24	0.26	0.26	0.26	0.26	0.26	0.26	0.26	0.26
Modesto, CA	CO	Maintenance	100	0.00	0.04	0.58	0.63	0.63	0.63	0.63	0.62	0.63	0.63	0.62
Mohave County, AZ	PM ₁₀	Maintenance	100	0.00	0.01	0.19	0.21	0.21	0.21	0.21	0.21	0.21	0.21	0.21
Mono Basin, CA	PM ₁₀	Moderate	100	0.00	0.00	0.00	0.00	0.00	0.00	0.00	0.00	0.00	0.00	0.00
Morenci (Greenlee County), AZ	SO _x	Maintenance	100	0.00	0.00	0.01	0.01	0.01	0.01	0.01	0.01	0.01	0.01	0.01
Morristown, NJ	CO	Maintenance	100	0.00	0.00	0.06	0.07	0.07	0.07	0.07	0.07	0.07	0.07	0.07
Muhlenberg County, KY	SO _x	Maintenance	100	0.00	0.00	0.06	0.06	0.06	0.06	0.07	0.06	0.07	0.06	0.06
Muncie, IN	Ozone	Maintenance	100	0.00	0.01	0.24	0.26	0.26	0.26	0.26	0.26	0.26	0.26	0.26
Murray County (Chattahoochee NF), GA	Ozone	Maintenance	100	0.00	0.00	0.01	0.01	0.01	0.01	0.01	0.01	0.01	0.01	0.01
Muscatine County, IA	SO _x	Maintenance	100	0.00	0.00	0.03	0.03	0.03	0.03	0.03	0.03	0.03	0.03	0.03
Muskegon, MI	Ozone	Maintenance	100	0.00	0.02	0.26	0.28	0.28	0.28	0.28	0.28	0.28	0.28	0.28
Nashua, NH	CO	Maintenance	100	0.00	0.01	0.13	0.14	0.14	0.14	0.14	0.14	0.14	0.14	0.14
Nashville, TN	Ozone	Former Subpart 1	50	0.00	0.20	3.21	3.46	3.49	3.47	3.51	3.45	3.51	3.45	3.45
Nevada County (western part), CA	Ozone	Former Subpart 1	50	0.00	0.02	0.25	0.27	0.28	0.27	0.28	0.27	0.28	0.27	0.27
New Haven County, CT	PM ₁₀	Maintenance	100	0.00	0.02	0.27	0.29	0.29	0.29	0.29	0.29	0.29	0.29	0.29
New Haven-Meriden-Waterbury, CT	CO	Maintenance	100	0.00	0.10	1.60	1.72	1.73	1.73	1.74	1.71	1.74	1.71	1.71
New Manchester-Grant Magisterial District (Hancock County), WV	SO _x	Maintenance	100	0.00	0.00	0.01	0.01	0.01	0.01	0.01	0.01	0.01	0.01	0.01
New York County, NY	PM ₁₀	Moderate	100	0.00	0.05	0.93	1.00	1.01	1.01	1.02	1.00	1.01	1.01	0.99
New York-N. New Jersey-Long Island, NY-NJ-CT	CO	Maintenance	100	0.00	0.91	42.72	45.17	45.62	45.29	45.44	44.24	44.71	43.28	43.28
New York-N. New Jersey-Long Island, NY-NJ-CT	PM _{2.5}	Nonattainment	100	0.00	0.21	41.65	43.72	44.20	43.81	43.85	42.51	42.85	41.20	41.20
New York-northern New Jersey-Long Island, NY-NJ-CT	Ozone	Moderate	50	0.00	-0.77	25.61	26.45	26.80	26.48	26.36	25.31	25.36	23.99	23.99
Nogales, AZ	PM ₁₀	Moderate	100	0.00	0.00	0.08	0.09	0.09	0.09	0.09	0.09	0.09	0.09	0.09
Norfolk-Virginia Beach-Newport News, VA	Ozone	Maintenance	100	0.00	-6.36	-6.79	-10.15	-9.88	-10.40	-11.40	-12.79	-13.94	-16.14	-16.14
Ogden, UT	CO	Maintenance	100	0.00	0.02	0.29	0.31	0.31	0.31	0.31	0.31	0.31	0.31	0.31
Ogden, UT	PM ₁₀	Moderate	100	0.00	0.02	0.29	0.31	0.31	0.31	0.31	0.31	0.31	0.31	0.31
Oglesby, IL	PM ₁₀	Maintenance	100	0.00	0.00	0.01	0.01	0.01	0.01	0.01	0.01	0.01	0.01	0.01
Olmsted County, MN	PM ₁₀	Maintenance	100	0.00	0.00	0.04	0.05	0.05	0.05	0.05	0.05	0.05	0.05	0.05
Olympia, Tumwater, Lacey, WA	PM ₁₀	Maintenance	100	0.00	0.01	0.21	0.22	0.22	0.22	0.23	0.22	0.23	0.22	0.22
Owens Valley, CA	PM ₁₀	Serious	70	0.00	0.00	0.01	0.01	0.01	0.01	0.01	0.01	0.01	0.01	0.01
Pagosa Springs, CO	PM ₁₀	Maintenance	100	0.00	0.00	0.00	0.00	0.00	0.00	0.00	0.00	0.00	0.00	0.00

Table D2-25 Emission Changes <u>a/</u> (for Cumulative Impacts) by Nonattainment Area with Alternative Standards for HD Vehicles Fine Particulate Matter (PM _{2.5}) 2018														
Nonattainment Area	Pollutant	Status <u>c/</u>	General Conformity Threshold <u>d/</u>	Emissions Changes for Cumulative Impacts (tons/year)										
				Alt. 1	Alt. 2	Alt. 3	Alt. 4	Alt. 6A	Alt. 5	Alt. 6 <u>b/</u>	Alt. 7	Alt. 6B	Alt. 8	
				No Action	Engine Only	Class 8 Tractors	Engines & Classes 7-8 Tractors	15% below Preferred Alternative Stringency	Engines, Classes 7-8 Tractors, & Classes 2b-3	Engines, Tractors, & Classes 2b-8	Engines, Tractors, & Truck, & Trailers	20% above Preferred Alternative Stringency	Accelerated Hybrid Adoption	
Parkersburg-Marietta, WV-OH	Ozone	Maintenance	100	0.00	0.04	0.59	0.64	0.64	0.64	0.64	0.65	0.64	0.65	0.64
Parkersburg-Marietta, WV-OH	PM _{2.5}	Nonattainment	100	0.00	0.04	0.59	0.64	0.64	0.64	0.64	0.65	0.64	0.65	0.64
Payson, AZ	PM ₁₀	Maintenance	100	0.00	0.00	0.04	0.04	0.04	0.04	0.04	0.04	0.04	0.04	0.04
Penns Grove, NJ	CO	Maintenance	100	0.00	0.00	0.00	0.00	0.00	0.00	0.00	0.00	0.00	0.00	0.00
Peoria, IL	SO _x	Maintenance	100	0.00	0.01	0.20	0.21	0.21	0.21	0.21	0.21	0.20	0.21	0.20
Perth Amboy, NJ	CO	Maintenance	100	0.00	-0.70	-0.93	-1.30	-1.28	-1.33	-1.44	-1.59	-1.72	-1.95	-1.95
Philadelphia-Camden County, PA-NJ	CO	Maintenance	100	0.00	0.05	0.80	0.86	0.87	0.87	0.88	0.86	0.87	0.87	0.86
Phildelphia-Wilmington, PA-NY-DE	PM _{2.5}	Nonattainment	100	0.00	-9.61	-6.48	-11.39	-10.93	-11.76	-13.27	-15.50	-17.21	-20.69	-20.69
Phildelphia-Wilmington-Atlantic City, PA-NY-MD-DE	Ozone	Moderate	50	0.00	-9.36	-2.32	-6.92	-6.43	-7.27	-8.75	-11.04	-12.69	-16.24	-16.24
Phoenix, AZ	CO	Maintenance	100	0.00	1.07	17.44	18.77	18.92	18.85	19.02	18.71	19.02	18.71	18.71
Phoenix, AZ	PM ₁₀	Serious	70	0.00	1.07	17.44	18.77	18.92	18.85	19.02	18.71	19.02	18.71	18.71
Phoenix-Mesa, AZ	Ozone	Former Subpart 1	50	0.00	0.54	8.89	9.57	9.65	9.61	9.69	9.54	9.69	9.53	9.53
Pierce County, WA	PM ₁₀	Maintenance	100	0.00	0.00	0.02	0.02	0.02	0.02	0.02	0.02	0.02	0.02	0.02
Pinehurst, ID	PM ₁₀	Moderate	100	0.00	0.00	0.00	0.00	0.00	0.00	0.00	0.00	0.00	0.00	0.00
Pittsburgh, PA	CO	Maintenance	100	0.00	0.00	0.04	0.05	0.05	0.05	0.05	0.04	0.05	0.05	0.04
Pittsburgh-Beaver Valley, PA	Ozone	Former Subpart 1	50	0.00	0.48	7.80	8.39	8.46	8.43	8.50	8.36	8.50	8.36	8.36
Pittsburgh-Beaver Valley, PA	PM _{2.5}	Nonattainment	100	0.00	0.48	7.80	8.39	8.46	8.43	8.50	8.36	8.50	8.36	8.36
Polk County, TN	SO _x	Maintenance	100	0.00	0.00	0.04	0.05	0.05	0.05	0.05	0.05	0.05	0.05	0.05
Polson, MT	PM ₁₀	Moderate	100	0.00	0.00	0.01	0.01	0.01	0.01	0.01	0.01	0.01	0.01	0.01
Portland, ME	Ozone	Maintenance	100	0.00	0.07	1.12	1.21	1.22	1.21	1.22	1.20	1.22	1.20	1.20
Portland, OR	CO	Maintenance	100	0.00	0.10	2.27	2.43	2.45	2.44	2.46	2.41	2.44	2.39	2.39
Portneuf Valley, ID	PM ₁₀	Maintenance	100	0.00	0.01	0.09	0.10	0.10	0.10	0.10	0.10	0.10	0.10	0.10
Poughkeepsie, NY	Ozone	Moderate	50	0.00	0.16	2.63	2.83	2.85	2.84	2.86	2.82	2.86	2.82	2.82
Presque Isle, ME	PM ₁₀	Maintenance	100	0.00	0.00	0.02	0.02	0.02	0.02	0.02	0.02	0.02	0.02	0.02
Providence (entire State), RI	Ozone	Moderate	50	0.00	0.12	1.95	2.10	2.12	2.11	2.13	2.09	2.13	2.09	2.09
Provo, UT	CO	Maintenance	100	0.00	0.02	0.31	0.33	0.34	0.34	0.34	0.33	0.34	0.33	0.33
Raleigh-Durham, NC	CO	Maintenance	100	0.00	0.15	2.53	2.72	2.75	2.74	2.76	2.72	2.76	2.72	2.72
Raleigh-Durham-Chapel Hill, NC	Ozone	Maintenance	100	0.00	0.21	3.46	3.72	3.75	3.74	3.77	3.71	3.77	3.71	3.71
Ramsey County, MN	PM ₁₀	Maintenance	100	0.00	0.00	0.00	0.00	0.00	0.00	0.00	0.00	0.00	0.00	0.00
Reading, PA	Ozone	Maintenance	100	0.00	0.08	1.34	1.44	1.45	1.44	1.46	1.43	1.46	1.43	1.43
Reading, PA	PM _{2.5}	Nonattainment	100	0.00	0.08	1.34	1.44	1.45	1.44	1.46	1.43	1.46	1.43	1.43
Reno, NV	CO	Maintenance	100	0.00	0.03	0.49	0.53	0.53	0.53	0.53	0.52	0.53	0.52	0.52
Rhineland (Oneida County), WI	SO _x	Maintenance	100	0.00	0.00	0.00	0.00	0.00	0.00	0.00	0.00	0.00	0.00	0.00
Richmond-Petersburg, VA	Ozone	Maintenance	100	0.00	0.15	2.45	2.63	2.66	2.65	2.67	2.62	2.67	2.62	2.62
Rillito, AZ	PM ₁₀	Moderate	100	0.00	0.01	0.09	0.10	0.10	0.10	0.10	0.10	0.10	0.10	0.10
Riverside County (Coachella Valley), CA	Ozone	Severe	25	0.00	0.07	1.19	1.28	1.29	1.29	1.30	1.28	1.30	1.28	1.28
Roanoke, VA	Ozone	Former Subpart 1	50	0.00	0.03	0.53	0.57	0.58	0.58	0.58	0.57	0.58	0.57	0.57
Rochester (Olmsted County), MN	SO _x	Maintenance	100	0.00	0.01	0.16	0.17	0.17	0.17	0.17	0.17	0.17	0.17	0.17
Rochester, NY	Ozone	Former Subpart 1	50	0.00	0.16	2.69	2.90	2.92	2.91	2.93	2.89	2.93	2.89	2.89
Rocky Mount, NC	Ozone	Maintenance	100	0.00	0.02	0.38	0.41	0.41	0.41	0.41	0.41	0.41	0.41	0.41
Rome, GA	PM _{2.5}	Nonattainment	100	0.00	0.01	0.24	0.26	0.26	0.26	0.26	0.26	0.26	0.26	0.26
Ronan, MT	PM ₁₀	Moderate	100	0.00	0.00	0.00	0.00	0.00	0.00	0.00	0.00	0.00	0.00	0.00
Rothschild, Rib Mountain, Weston (Marathon County), WI	SO _x	Maintenance	100	0.00	0.00	0.01	0.01	0.01	0.01	0.01	0.01	0.01	0.01	0.01

Table D2-25 Emission Changes <u>a/</u> (for Cumulative Impacts) by Nonattainment Area with Alternative Standards for HD Vehicles Fine Particulate Matter (PM _{2.5}) 2018													
Nonattainment Area	Pollutant	Status <u>c/</u>	General Conformity Threshold <u>d/</u>	Emissions Changes for Cumulative Impacts (tons/year)									
				Alt. 1	Alt. 2	Alt. 3	Alt. 4	Alt. 6A	Alt. 5	Alt. 6 <u>b/</u>	Alt. 7	Alt. 6B	Alt. 8
				No Action	Engine Only	Class 8 Tractors	Engines & Classes 7-8 Tractors	15% below Preferred Alternative Stringency	Engines, Classes 7-8 Tractors, & Classes 2b-3	Engines, Tractors, & Classes 2b-8	Engines, Tractors, & Trucks, & Trailers	20% above Preferred Alternative Stringency	Accelerated Hybrid Adoption
Sacramento County, CA	PM ₁₀	Moderate	100	0.00	0.17	2.81	3.03	3.05	3.04	3.07	3.02	3.07	3.02
Sacramento Metro, CA	Ozone	Severe	25	0.00	0.31	5.00	5.39	5.43	5.41	5.46	5.37	5.46	5.37
Sacramento, CA	CO	Maintenance	100	0.00	0.19	3.13	3.36	3.39	3.38	3.41	3.35	3.41	3.35
Salem, OR	CO	Maintenance	100	0.00	0.02	0.27	0.29	0.29	0.29	0.29	0.29	0.29	0.29
Salt Lake City, UT	CO	Maintenance	100	0.00	-1.61	-2.07	-2.94	-2.87	-3.00	-3.26	-3.60	-3.89	-4.43
Salt Lake County, UT	PM ₁₀	Moderate	100	0.00	-1.39	1.59	1.00	1.09	0.95	0.73	0.32	0.09	-0.51
Salt Lake County, UT	SO _x	Nonattainment	100	0.00	0.25	4.07	4.38	4.42	4.40	4.44	4.37	4.44	4.37
San Antonio, TX	Ozone	Former Subpart 1	50	0.00	0.22	3.65	3.93	3.96	3.95	3.98	3.92	3.98	3.92
San Bernardino County, CA	PM ₁₀	Moderate	100	0.00	0.05	0.84	0.90	0.91	0.91	0.92	0.90	0.92	0.90
San Diego, CA	CO	Maintenance	100	0.00	0.97	15.82	17.03	17.17	17.10	17.26	16.98	17.26	16.98
San Diego, CA	Ozone	Former Subpart 1	50	0.00	0.97	15.82	17.03	17.17	17.10	17.26	16.98	17.26	16.98
San Francisco Bay Area, CA	Ozone	Marginal	50	0.00	-12.77	-8.12	-14.63	-14.01	-15.11	-17.13	-20.10	-22.38	-27.01
San Francisco-Oakland-San Jose, CA	CO	Maintenance	100	0.00	-12.67	-6.44	-12.81	-12.19	-13.29	-15.29	-18.29	-20.54	-25.20
San Joaquin Valley, CA	Ozone	Extreme	10	0.00	1.46	25.65	27.55	27.78	27.66	27.89	27.41	27.85	27.35
San Joaquin Valley, CA	PM ₁₀	Maintenance	100	0.00	1.46	25.65	27.55	27.78	27.66	27.89	27.41	27.85	27.35
San Joaquin Valley, CA	PM _{2.5}	Nonattainment	100	0.00	1.46	25.65	27.55	27.78	27.66	27.89	27.41	27.85	27.35
San Manuel (Pinal County), AZ	SO _x	Maintenance	100	0.00	0.00	0.06	0.07	0.07	0.07	0.07	0.07	0.07	0.07
Sanders County (part);Thompson Falls and vicinity, MT	PM ₁₀	Moderate	100	0.00	0.00	0.00	0.00	0.00	0.00	0.00	0.00	0.00	0.00
Scranton-Wilkes Barre, PA	Ozone	Maintenance	100	0.00	0.08	1.34	1.45	1.46	1.45	1.47	1.44	1.47	1.44
Seattle-Tacoma, WA	CO	Maintenance	100	0.00	0.36	5.86	6.30	6.35	6.33	6.39	6.28	6.39	6.28
Sheboygan, WI	Ozone	Moderate	50	0.00	0.01	0.24	0.25	0.26	0.25	0.26	0.25	0.26	0.25
Sheridan, WY	PM ₁₀	Moderate	100	0.00	0.00	0.04	0.05	0.05	0.05	0.05	0.05	0.05	0.05
Shoshone County, ID	PM ₁₀	Moderate	100	0.00	0.00	0.00	0.00	0.00	0.00	0.00	0.00	0.00	0.00
Somerville, NJ	CO	Maintenance	100	0.00	0.00	0.03	0.04	0.04	0.04	0.04	0.04	0.04	0.04
South Bend-Elkhart, IN	Ozone	Maintenance	100	0.00	0.06	0.91	0.98	0.99	0.98	0.99	0.97	0.99	0.97
Southeast Chicago, IL	PM ₁₀	Maintenance	100	0.00	-0.02	0.32	0.32	0.33	0.32	0.32	0.31	0.31	0.29
Spokane County, WA	PM ₁₀	Maintenance	100	0.00	0.04	0.58	0.63	0.63	0.63	0.64	0.63	0.64	0.63
Spokane, WA	CO	Maintenance	100	0.00	0.04	0.58	0.62	0.63	0.62	0.63	0.62	0.63	0.62
Springfield (western MA), MA	Ozone	Moderate	50	0.00	0.11	1.79	1.93	1.95	1.94	1.96	1.92	1.96	1.92
Springfield, MA	CO	Maintenance	100	0.00	0.02	0.28	0.31	0.31	0.31	0.31	0.30	0.31	0.30
St Louis, MO	CO	Maintenance	100	0.00	0.10	1.90	2.04	2.06	2.05	2.06	2.03	2.06	2.02
St Louis, MO-IL	Ozone	Moderate	50	0.00	-25.93	-33.91	-47.94	-46.90	-48.96	-53.05	-58.51	-63.25	-71.94
St. Louis, MO-IL	PM _{2.5}	Nonattainment	100	0.00	-25.93	-33.95	-47.98	-46.94	-49.01	-53.10	-58.55	-63.29	-71.98
State College, PA	Ozone	Maintenance	100	0.00	0.02	0.33	0.36	0.36	0.36	0.36	0.36	0.36	0.36
Steamboat Springs, CO	PM ₁₀	Maintenance	100	0.00	0.00	0.03	0.04	0.04	0.04	0.04	0.04	0.04	0.04
Steubenville & Mingo Junction, OH	SO _x	Maintenance	100	0.00	0.01	0.09	0.10	0.10	0.10	0.10	0.10	0.10	0.10
Steubenville-Weirton, OH-WV	Ozone	Maintenance	100	0.00	-0.02	0.33	0.33	0.34	0.33	0.33	0.31	0.31	0.29
Steubenville-Weirton, OH-WV	PM _{2.5}	Nonattainment	100	0.00	-0.02	0.33	0.33	0.34	0.33	0.33	0.31	0.31	0.29
Stockton, CA	CO	Maintenance	100	0.00	0.05	0.87	0.94	0.95	0.94	0.95	0.94	0.95	0.94
Sutter County (Sutter Buttes), CA	Ozone	Former Subpart 1	50	0.00	0.00	0.00	0.00	0.00	0.00	0.00	0.00	0.00	0.00
Syracuse, NY	CO	Maintenance	100	0.00	0.06	1.04	1.12	1.13	1.13	1.14	1.12	1.14	1.12
Telluride, CO	PM ₁₀	Maintenance	100	0.00	0.00	0.00	0.00	0.00	0.00	0.00	0.00	0.00	0.00
Terre Haute, IN	Ozone	Maintenance	100	0.00	0.02	0.27	0.29	0.30	0.30	0.30	0.29	0.30	0.29

Nonattainment Area	Pollutant	Status ^{c/}	General Conformity Threshold ^{d/}	Emissions Changes for Cumulative Impacts (tons/year)										
				Alt. 1	Alt. 2	Alt. 3	Alt. 4	Alt. 6A	Alt. 5	Alt. 6 ^{b/}	Alt. 7	Alt. 6B	Alt. 8	
				No Action	Engine Only	Class 8 Tractors	Engines & Classes 7-8 Tractors	15% below Preferred Alternative Stringency	Engines, Classes 7-8 Tractors, & Classes 2b-3	Engines, Tractors, & Classes 2b-8	Engines, Tractors, Trucks, & Trailers	20% above Preferred Alternative Stringency	Accelerated Hybrid Adoption	
Tioga County, PA	Ozone	Maintenance	100	0.00	0.01	0.12	0.12	0.13	0.13	0.13	0.13	0.12	0.13	0.12
Toledo, OH	Ozone	Maintenance	100	0.00	-6.15	-8.33	-11.67	-11.43	-11.92	-12.89	-14.17	-15.30	-17.35	
Toms River, NJ	CO	Maintenance	100	0.00	0.01	0.19	0.20	0.21	0.21	0.21	0.20	0.21	0.20	
Tooele County, UT	SO _x	Nonattainment	100	0.00	0.01	0.20	0.21	0.22	0.22	0.22	0.21	0.22	0.21	
Trenton, NJ	CO	Maintenance	100	0.00	0.01	0.18	0.19	0.19	0.19	0.19	0.19	0.19	0.19	
Trona, CA	PM ₁₀	Moderate	100	0.00	0.00	0.01	0.01	0.01	0.01	0.01	0.01	0.01	0.01	
Tucson, AZ	CO	Maintenance	100	0.00	0.12	1.93	2.08	2.10	2.09	2.11	2.07	2.11	2.07	
Utah County, UT	PM ₁₀	Moderate	100	0.00	0.06	0.94	1.01	1.02	1.02	1.03	1.01	1.03	1.01	
Vancouver, WA	CO	Maintenance	100	0.00	0.04	0.59	0.64	0.64	0.64	0.65	0.64	0.65	0.64	
Ventura County, CA	Ozone	Serious	50	0.00	0.09	1.58	1.70	1.71	1.71	1.72	1.69	1.72	1.69	
Vermillion County, IN	PM ₁₀	Maintenance	100	0.00	0.00	0.01	0.02	0.02	0.02	0.02	0.02	0.02	0.02	
Vigo County, IN	SO _x	Maintenance	100	0.00	0.02	0.27	0.29	0.30	0.30	0.30	0.29	0.30	0.29	
Wallula, WA	PM ₁₀	Maintenance	100	0.00	0.00	0.00	0.00	0.00	0.00	0.00	0.00	0.00	0.00	
Waltham, MA	CO	Maintenance	100	0.00	0.01	0.11	0.12	0.12	0.12	0.12	0.12	0.12	0.12	
Warren County, NJ	SO _x	Maintenance	100	0.00	0.00	0.07	0.08	0.08	0.08	0.08	0.08	0.08	0.08	
Warren County, PA	SO _x	Nonattainment	100	0.00	0.00	0.02	0.02	0.02	0.02	0.02	0.02	0.02	0.01	
Washington County (Hagerstown), MD	Ozone	Former Subpart 1	50	0.00	0.03	0.43	0.46	0.47	0.46	0.47	0.46	0.47	0.46	
Washington, DC-MD-VA	CO	Maintenance	100	0.00	1.47	23.98	25.81	26.02	25.92	26.15	25.72	26.15	25.72	
Washington, DC-MD-VA	Ozone	Moderate	50	0.00	1.47	23.98	25.81	26.02	25.92	26.15	25.72	26.15	25.72	
Washington, DC-MD-VA	PM _{2.5}	Nonattainment	100	0.00	1.47	23.98	25.81	26.02	25.92	26.15	25.72	26.15	25.72	
Washoe County, NV	PM ₁₀	Serious	70	0.00	0.03	0.49	0.53	0.53	0.53	0.53	0.52	0.53	0.52	
Waterford Township (Washington County), OH	SO _x	Maintenance	100	0.00	0.00	0.01	0.01	0.01	0.01	0.01	0.01	0.01	0.01	
Wayne County, IN	SO _x	Maintenance	100	0.00	0.01	0.15	0.16	0.16	0.16	0.16	0.16	0.16	0.16	
Wayne County, MI	PM ₁₀	Maintenance	100	0.00	-3.25	-4.81	-6.60	-6.47	-6.73	-7.24	-7.90	-8.50	-9.57	
Weirton, WV	PM ₁₀	Maintenance	100	0.00	0.00	0.05	0.05	0.05	0.05	0.05	0.05	0.05	0.05	
Weirton, WV	SO _x	Maintenance	100	0.00	0.00	0.05	0.05	0.05	0.05	0.05	0.05	0.05	0.05	
Wheeling, WV-OH	Ozone	Maintenance	100	0.00	0.04	0.62	0.67	0.68	0.67	0.68	0.67	0.68	0.67	
Wheeling, WV-OH	PM _{2.5}	Nonattainment	100	0.00	0.04	0.62	0.67	0.68	0.67	0.68	0.67	0.68	0.67	
Winston-Salem, NC	CO	Maintenance	100	0.00	0.05	0.82	0.88	0.89	0.88	0.89	0.88	0.89	0.88	
Worcester, MA	CO	Maintenance	100	0.00	0.03	0.42	0.46	0.46	0.46	0.46	0.45	0.46	0.45	
Yakima County, WA	PM ₁₀	Maintenance	100	0.00	0.01	0.18	0.20	0.20	0.20	0.20	0.20	0.20	0.20	
Yakima, WA	CO	Maintenance	100	0.00	0.00	0.07	0.08	0.08	0.08	0.08	0.08	0.08	0.08	
York, PA	Ozone	Maintenance	100	0.00	0.10	1.56	1.68	1.69	1.69	1.70	1.67	1.70	1.67	
York, PA	PM _{2.5}	Nonattainment	100	0.00	0.10	1.56	1.68	1.69	1.69	1.70	1.67	1.70	1.67	
Youngstown-Warren-Sharon, OH-PA	Ozone	Maintenance	100	0.00	0.08	1.32	1.42	1.43	1.43	1.44	1.42	1.44	1.42	
Yuma, AZ	PM ₁₀	Moderate	100	0.00	0.02	0.36	0.38	0.39	0.39	0.39	0.38	0.39	0.38	

^{a/} Negative emissions changes indicate reductions; positive emissions changes are increases. Values of less than 0.005 tons/year are rounded to zero.

^{b/} Preferred Alternative

^{c/} Pollutants for which the area is designated nonattainment or maintenance as of 2010. Source: 40 CFR 81.

^{d/} Emissions thresholds in tons/year of: CO in CO maintenance and nonattainment areas; VOC or NO_x in ozone maintenance and nonattainment areas; primary PM_{2.5} in PM_{2.5} maintenance and nonattainment areas; primary PM₁₀ in PM₁₀ maintenance and nonattainment areas; and SO₂ in SO₂ maintenance and nonattainment areas. Source: 40 CFR § 93.153. These thresholds are provided for information only; a general conformity determination is not required for the proposed actions. (See section 3.3.1.)

Source: EPA (U.S. Environmental Protection Agency). 2010. The Green Book Nonattainment Areas. Washington, District of Columbia. Last Revised: June 16, 2010. U.S. Environmental Protection Agency. Available: <http://www.epa.gov/oaqps001/greenbk/>. Accessed: August 6, 2010.

Table D2-26 Emission Changes <u>a/</u> (for Cumulative Impacts) by Nonattainment Area with Alternative Standards for HD Vehicles Fine Particulate Matter (PM _{2.5}) 2030														
Nonattainment Area	Pollutant	Status <u>c/</u>	General Conformity Threshold <u>d/</u>	Emissions Changes for Cumulative Impacts (tons/year)										
				Alt. 1	Alt. 2	Alt. 3	Alt. 4	Alt. 6A	Alt. 5	Alt. 6 <u>b/</u>	Alt. 7	Alt. 6B	Alt. 8	
				No Action	Engine Only	Class 8 Tractors	Engines & Classes 7-8 Tractors	15% below Preferred Alternative Stringency	Engines, Classes 7-8 Tractors, & Classes 2b-3	Engines, Tractors, & Classes 2b-8	Engines, Tractors, & Truck, & Trailers	20% above Preferred Alternative Stringency	Accelerated Hybrid Adoption	
Addison Township (Gallia County), OH	SO _x	Maintenance	100	0.00	0.00	0.01	0.01	0.01	0.01	0.01	0.01	0.01	0.01	0.01
Ajo (Pima County), AZ	PM ₁₀	Moderate	100	0.00	0.00	0.03	0.03	0.03	0.03	0.03	0.03	0.03	0.03	0.03
Ajo (Pima County), AZ	SO _x	Maintenance	100	0.00	0.00	0.02	0.02	0.02	0.02	0.02	0.02	0.02	0.02	0.02
Albany-Schenectady-Troy, NY	Ozone	Former Subpart 1	50	0.00	0.28	3.26	3.57	3.59	3.58	3.62	3.55	3.64	3.63	3.63
Albuquerque, NM	CO	Maintenance	100	0.00	0.22	2.60	2.84	2.86	2.85	2.88	2.83	2.90	2.89	2.89
Allegan County, MI	Ozone	Former Subpart 1	50	0.00	0.09	1.03	1.13	1.13	1.13	1.14	1.12	1.15	1.15	1.15
Allentown-Bethlehem-Easton, PA	Ozone	Maintenance	100	0.00	0.23	2.71	2.96	2.98	2.98	3.00	2.95	3.02	3.02	3.02
Altoona, PA	Ozone	Maintenance	100	0.00	0.04	0.44	0.48	0.49	0.48	0.49	0.48	0.49	0.49	0.49
Amador and Calaveras Counties (Central Mountain), CA	Ozone	Former Subpart 1	50	0.00	0.04	0.52	0.57	0.57	0.57	0.58	0.57	0.58	0.58	0.58
Anchorage, AK	CO	Maintenance	100	0.00	0.03	0.36	0.39	0.39	0.39	0.40	0.39	0.40	0.40	0.40
Anthony, NM	PM ₁₀	Moderate	100	0.00	0.00	0.03	0.04	0.04	0.04	0.04	0.04	0.04	0.04	0.04
Armstrong County, PA	SO _x	Nonattainment	100	0.00	0.00	0.02	0.02	0.02	0.02	0.02	0.02	0.02	0.02	0.02
Aspen, CO	PM ₁₀	Maintenance	100	0.00	0.00	0.04	0.04	0.04	0.04	0.04	0.04	0.04	0.04	0.04
Atlanta, GA	Ozone	Moderate	50	0.00	5.69	66.80	72.99	73.51	73.36	74.05	72.71	74.48	74.31	74.31
Atlanta, GA	PM _{2.5}	Nonattainment	100	0.00	5.69	66.80	72.99	73.51	73.36	74.05	72.71	74.48	74.31	74.31
Atlantic City, NJ	CO	Maintenance	100	0.00	0.01	0.07	0.07	0.07	0.07	0.08	0.07	0.08	0.08	0.08
Bakersfield, CA	CO	Maintenance	100	0.00	-0.04	1.58	1.64	1.65	1.63	1.62	1.56	1.57	1.46	1.46
Baltimore, MD	CO	Maintenance	100	0.00	1.17	13.72	14.99	15.10	15.07	15.21	14.94	15.30	15.27	15.27
Baltimore, MD	Ozone	Moderate	50	0.00	1.17	13.72	14.99	15.10	15.07	15.21	14.94	15.30	15.27	15.27
Baltimore, MD	PM _{2.5}	Nonattainment	100	0.00	1.17	13.72	14.99	15.10	15.07	15.21	14.94	15.30	15.27	15.27
Baton Rouge, LA	Ozone	Moderate	50	0.00	-11.12	-10.53	-16.30	-16.73	-17.63	-19.19	-20.67	-23.01	-29.46	-29.46
Beaumont-Port Arthur, TX	Ozone	Moderate	50	0.00	-13.54	-14.67	-21.79	-22.33	-23.40	-25.30	-27.04	-29.90	-37.65	-37.65
Benton County, TN	SO _x	Maintenance	100	0.00	0.00	0.02	0.02	0.02	0.02	0.02	0.02	0.02	0.02	0.02
Benton Harbor, MI	Ozone	Maintenance	100	0.00	0.10	1.20	1.31	1.32	1.32	1.33	1.31	1.34	1.34	1.34
Benzie County, MI	Ozone	Maintenance	100	0.00	0.01	0.17	0.18	0.18	0.18	0.18	0.18	0.18	0.18	0.18
Berkeley and Jefferson Counties, WV	Ozone	Maintenance	100	0.00	0.09	1.05	1.15	1.16	1.16	1.17	1.15	1.17	1.17	1.17
Billings, MT	CO	Maintenance	100	0.00	-6.02	-7.07	-10.26	-10.50	-10.97	-11.82	-12.57	-13.85	-17.26	-17.26
Birmingham, AL	Ozone	Maintenance	100	0.00	0.47	7.80	8.43	8.48	8.45	8.50	8.31	8.48	8.34	8.34
Birmingham, AL	PM _{2.5}	Nonattainment	100	0.00	0.47	7.80	8.43	8.48	8.45	8.50	8.31	8.48	8.34	8.34
Boise-Northern Ada County, ID	CO	Maintenance	100	0.00	0.26	3.01	3.29	3.31	3.30	3.33	3.27	3.35	3.34	3.34
Boise-Northern Ada County, ID	PM ₁₀	Maintenance	100	0.00	0.26	3.01	3.29	3.31	3.30	3.33	3.27	3.35	3.34	3.34
Bonner County (Sandpoint), ID	PM ₁₀	Moderate	100	0.00	0.01	0.08	0.09	0.09	0.09	0.09	0.09	0.09	0.09	0.09
Boston, MA	CO	Maintenance	100	0.00	0.25	2.94	3.21	3.23	3.23	3.26	3.20	3.27	3.27	3.27
Boston-Lawrence-Worcester (eastern MA), MA	Ozone	Moderate	50	0.00	1.64	19.23	21.01	21.16	21.12	21.32	20.93	21.44	21.39	21.39
Boston-Manchester-Portsmouth (southeast NH), NH	Ozone	Moderate	50	0.00	0.26	3.04	3.32	3.34	3.34	3.37	3.31	3.39	3.38	3.38
Boyd County (part), KY	SO _x	Maintenance	100	0.00	0.00	0.05	0.06	0.06	0.06	0.06	0.06	0.06	0.06	0.06
Buffalo-Niagara Falls, NY	Ozone	Former Subpart 1	50	0.00	0.27	3.12	3.41	3.43	3.42	3.46	3.39	3.48	3.47	3.47
Burlington, NJ	CO	Maintenance	100	0.00	0.00	0.03	0.04	0.04	0.04	0.04	0.04	0.04	0.04	0.04
Butte, MT	PM ₁₀	Moderate	100	0.00	0.01	0.12	0.13	0.13	0.13	0.14	0.13	0.14	0.14	0.14
Canon City, CO	PM ₁₀	Maintenance	100	0.00	0.01	0.09	0.10	0.10	0.10	0.10	0.10	0.10	0.10	0.10
Canton-Massillon, OH	Ozone	Maintenance	100	0.00	-0.73	1.69	1.43	1.42	1.34	1.23	1.05	0.92	0.37	0.37
Canton-Massillon, OH	PM _{2.5}	Nonattainment	100	0.00	-0.73	1.69	1.43	1.42	1.34	1.23	1.05	0.92	0.37	0.37
Case County, MI	Ozone	Maintenance	100	0.00	0.03	0.30	0.32	0.33	0.33	0.33	0.32	0.33	0.33	0.33

Table D2-26 Emission Changes <u>a/</u> (for Cumulative Impacts) by Nonattainment Area with Alternative Standards for HD Vehicles Fine Particulate Matter (PM _{2.5}) 2030														
Nonattainment Area	Pollutant	Status <u>c/</u>	General Conformity Threshold <u>d/</u>	Emissions Changes for Cumulative Impacts (tons/year)										
				Alt. 1	Alt. 2	Alt. 3	Alt. 4	Alt. 6A	Alt. 5	Alt. 6 <u>b/</u>	Alt. 7	Alt. 6B	Alt. 8	
				No Action	Engine Only	Class 8 Tractors	Engines & Classes 7-8 Tractors	15% below Preferred Alternative Stringency	Engines, Classes 7-8 Tractors, & Classes 2b-3	Engines, Tractors, & Classes 2b-8	Engines, Tractors, & Trucks, & Trailers	20% above Preferred Alternative Stringency	Accelerated Hybrid Adoption	
Center Township (Morgan County), OH	SO _x	Maintenance	100	0.00	0.00	0.00	0.00	0.00	0.00	0.00	0.00	0.00	0.00	0.00
Central Steptoe Valley (White Pine County), NV	SO _x	Maintenance	100	0.00	0.00	0.01	0.01	0.01	0.01	0.01	0.01	0.01	0.01	0.01
Charleston, WV	Ozone	Maintenance	100	0.00	0.28	3.31	3.62	3.65	3.65	3.64	3.67	3.61	3.70	3.69
Charleston, WV	PM _{2.5}	Nonattainment	100	0.00	0.28	3.31	3.62	3.65	3.64	3.67	3.67	3.61	3.70	3.69
Charlotte, NC	CO	Maintenance	100	0.00	0.31	3.68	4.02	4.04	4.04	4.07	4.07	4.00	4.10	4.09
Charlotte-Gastonia-Rock Hill, NC-SC	Ozone	Moderate	50	0.00	0.72	8.42	9.20	9.27	9.25	9.33	9.17	9.39	9.37	9.37
Chattanooga, TN-GA-AL	PM _{2.5}	Nonattainment	100	0.00	0.25	2.88	3.15	3.17	3.17	3.20	3.14	3.21	3.21	3.21
Chattanooga, TN-GA	Ozone	Former Subpart 1	50	0.00	0.23	2.70	2.95	2.97	2.96	2.99	2.93	3.01	3.00	3.00
Chicago-Gary-Lake County, IL-IN	Ozone	Moderate	50	0.00	-9.42	66.39	65.47	65.46	63.96	62.50	58.68	57.40	47.68	47.68
Chicago-Gary-Lake County, IL-IN	PM _{2.5}	Nonattainment	100	0.00	-9.42	66.39	65.47	65.46	63.96	62.50	58.68	57.40	47.68	47.68
Chico, CA	CO	Maintenance	100	0.00	0.10	1.15	1.25	1.26	1.26	1.27	1.25	1.28	1.28	1.28
Chico, CA	Ozone	Former Subpart 1	50	0.00	0.10	1.15	1.25	1.26	1.26	1.27	1.25	1.28	1.28	1.28
Cincinnati-Hamilton, OH-KY-IN	Ozone	Former Subpart 1	50	0.00	1.76	20.61	22.52	22.68	22.64	22.85	22.44	22.98	22.93	22.93
Cincinnati-Hamilton, OH-KY-IN	PM _{2.5}	Nonattainment	100	0.00	1.76	20.61	22.52	22.68	22.64	22.85	22.44	22.98	22.93	22.93
Clairton & 4 Boroughs, PA	PM ₁₀	Maintenance	100	0.00	0.00	0.04	0.04	0.04	0.04	0.04	0.04	0.04	0.04	0.04
Clark County, NV	PM ₁₀	Serious	70	0.00	0.08	0.97	1.06	1.06	1.06	1.07	1.05	1.08	1.07	1.07
Clarksville-Hopkinsville, TN-KY	Ozone	Maintenance	100	0.00	0.14	1.69	1.85	1.86	1.86	1.87	1.84	1.88	1.88	1.88
Clearfield and Indiana Counties, PA	Ozone	Maintenance	100	0.00	0.13	1.49	1.63	1.64	1.64	1.66	1.63	1.67	1.66	1.66
Cleveland, OH	CO	Maintenance	100	0.00	0.37	4.32	4.72	4.75	4.75	4.79	4.70	4.82	4.81	4.81
Cleveland-Akron-Lorain, OH	Ozone	Maintenance	100	0.00	2.32	27.28	29.81	30.02	29.96	30.24	29.69	30.42	30.35	30.35
Cleveland-Akron-Lorain, OH	PM _{2.5}	Nonattainment	100	0.00	2.32	27.28	29.81	30.02	29.96	30.24	29.69	30.42	30.35	30.35
Coachella Valley, CA	PM ₁₀	Serious	70	0.00	0.15	1.73	1.89	1.90	1.89	1.91	1.88	1.92	1.92	1.92
Colbert County, AL	SO _x	Maintenance	100	0.00	0.02	0.28	0.31	0.31	0.31	0.31	0.31	0.31	0.31	0.31
Colorado Springs, CO	CO	Maintenance	100	0.00	0.17	2.04	2.22	2.24	2.24	2.26	2.22	2.27	2.26	2.26
Columbia Falls, MT	PM ₁₀	Moderate	100	0.00	0.00	0.03	0.03	0.03	0.03	0.03	0.03	0.03	0.03	0.03
Columbia, SC	Ozone	Former Subpart 1	50	0.00	0.32	3.74	4.09	4.12	4.11	4.15	4.07	4.17	4.16	4.16
Columbus, OH	Ozone	Maintenance	100	0.00	1.60	18.85	20.59	20.74	20.70	20.89	20.51	21.01	20.96	20.96
Columbus, OH	PM _{2.5}	Nonattainment	100	0.00	1.60	18.85	20.59	20.74	20.70	20.89	20.51	21.01	20.96	20.96
Conewango Township (Warren County), PA	SO _x	Maintenance	100	0.00	-0.01	0.00	0.00	0.00	0.00	0.00	0.00	0.00	-0.01	-0.01
Coso Junction, CA	PM ₁₀	Moderate	100	0.00	0.00	0.00	0.00	0.00	0.00	0.00	0.00	0.00	0.00	0.00
Cuyahoga County, OH	PM ₁₀	Maintenance	100	0.00	0.67	7.87	8.60	8.66	8.64	8.73	8.57	8.78	8.76	8.76
Cuyahoga County, OH	SO _x	Maintenance	100	0.00	0.67	7.87	8.60	8.66	8.64	8.73	8.57	8.78	8.76	8.76
Dallas-Fort Worth, TX	Ozone	Moderate	50	0.00	1.75	20.58	22.48	22.64	22.60	22.81	22.40	22.94	22.89	22.89
Dayton-Springfield, OH	Ozone	Maintenance	100	0.00	0.72	8.43	9.21	9.28	9.26	9.34	9.18	9.40	9.38	9.38
Dayton-Springfield, OH	PM _{2.5}	Nonattainment	100	0.00	0.72	8.43	9.21	9.28	9.26	9.34	9.18	9.40	9.38	9.38
Denver Metro, CO	PM ₁₀	Maintenance	100	0.00	-6.58	0.64	-2.42	-2.64	-3.24	-4.18	-5.29	-6.61	-10.81	-10.81
Denver-Boulder, CO	CO	Maintenance	100	0.00	-6.62	0.16	-2.94	-3.17	-3.76	-4.71	-5.81	-7.14	-11.34	-11.34
Denver-Boulder-Greeley-Fort Collins-Loveland, CO	Ozone	Former Subpart 1	50	0.00	-6.36	3.21	0.39	0.19	-0.42	-1.33	-2.49	-3.74	-7.96	-7.96
Detroit, MI	CO	Maintenance	100	0.00	-4.22	4.55	2.81	2.69	2.26	1.65	0.80	0.00	-2.93	-2.93
Detroit-Ann Arbor, MI	Ozone	Maintenance	100	0.00	-0.03	58.43	61.50	61.78	61.20	61.09	59.10	59.63	56.31	56.31
Detroit-Ann Arbor, MI	PM _{2.5}	Nonattainment	100	0.00	-0.03	58.43	61.50	61.78	61.20	61.09	59.10	59.63	56.31	56.31
Door County, WI	Ozone	Former Subpart 1	50	0.00	0.02	0.24	0.26	0.26	0.26	0.26	0.26	0.26	0.26	0.26
Douglas (Cochise County), AZ	PM ₁₀	Moderate	100	0.00	0.03	0.34	0.37	0.38	0.38	0.38	0.37	0.38	0.38	0.38

Table D2-26 Emission Changes <u>a/</u> (for Cumulative Impacts) by Nonattainment Area with Alternative Standards for HD Vehicles Fine Particulate Matter (PM _{2.5}) 2030													
Nonattainment Area	Pollutant	Status <u>c/</u>	General Conformity Threshold <u>d/</u>	Emissions Changes for Cumulative Impacts (tons/year)									
				Alt. 1	Alt. 2	Alt. 3	Alt. 4	Alt. 6A	Alt. 5	Alt. 6 <u>b/</u>	Alt. 7	Alt. 6B	Alt. 8
				No Action	Engine Only	Class 8 Tractors	Engines & Classes 7-8 Tractors	15% below Preferred Alternative Stringency	Engines, Classes 7-8 Tractors, & Classes 2b-3	Engines, Tractors, & Classes 2b-8	Engines, Tractors, & Trucks, & Trailers	20% above Preferred Alternative Stringency	Accelerated Hybrid Adoption
Douglas (Cochise County), AZ	SO _x	Maintenance	100	0.00	0.03	0.34	0.37	0.38	0.38	0.38	0.37	0.38	0.38
Duluth, MN	CO	Maintenance	100	0.00	0.04	0.41	0.45	0.45	0.45	0.46	0.45	0.46	0.46
Eagle River, AK	PM ₁₀	Moderate	100	0.00	0.00	0.02	0.02	0.02	0.02	0.02	0.02	0.02	0.02
East Chicago, IN	CO	Maintenance	100	0.00	0.09	1.00	1.10	1.11	1.10	1.11	1.09	1.12	1.12
East Chicago, IN	PM ₁₀	Maintenance	100	0.00	-13.36	-15.51	-22.60	-23.14	-24.18	-26.06	-27.74	-30.57	-38.17
East Helena Area (Lewis and Clark County), MT	SO _x	Nonattainment	100	0.00	0.00	0.01	0.01	0.01	0.01	0.01	0.01	0.01	0.01
El Paso County, TX	PM ₁₀	Moderate	100	0.00	-3.97	-3.88	-5.95	-6.11	-6.42	-6.98	-7.51	-8.34	-10.64
El Paso, TX	CO	Maintenance	100	0.00	0.01	0.07	0.08	0.08	0.08	0.08	0.08	0.08	0.08
Erie, PA	Ozone	Maintenance	100	0.00	0.10	1.31	1.43	1.44	1.44	1.45	1.42	1.46	1.45
Essex County (Whiteface Mountain), NY	Ozone	Former Subpart 1	50	0.00	0.00	0.01	0.01	0.01	0.01	0.01	0.01	0.01	0.01
Eugene-Springfield, OR	CO	Maintenance	100	0.00	0.16	1.85	2.02	2.04	2.03	2.05	2.02	2.06	2.06
Eugene-Springfield, OR	PM ₁₀	Moderate	100	0.00	0.16	1.85	2.02	2.04	2.03	2.05	2.02	2.06	2.06
Evansville, IN	Ozone	Maintenance	100	0.00	0.31	3.63	3.97	4.00	3.99	4.03	3.96	4.05	4.04
Evansville, IN	PM _{2.5}	Nonattainment	100	0.00	0.31	3.63	3.97	4.00	3.99	4.03	3.96	4.05	4.04
Fairbanks, AK	CO	Maintenance	100	0.00	0.01	0.08	0.08	0.09	0.08	0.09	0.08	0.09	0.09
Fayetteville, NC	Ozone	Former Subpart 1	50	0.00	0.11	1.33	1.45	1.46	1.46	1.48	1.45	1.48	1.48
Flathead County; Whitefish and vicinity, MT	PM ₁₀	Moderate	100	0.00	0.00	0.04	0.04	0.04	0.04	0.04	0.04	0.04	0.04
Flint, MI	Ozone	Maintenance	100	0.00	0.01	3.18	3.36	3.37	3.34	3.34	3.23	3.26	3.09
Follansbee, WV	PM ₁₀	Maintenance	100	0.00	0.00	0.00	0.00	0.00	0.00	0.00	0.00	0.00	0.00
Fort Collins, CO	CO	Maintenance	100	0.00	0.06	0.69	0.75	0.76	0.76	0.76	0.75	0.77	0.77
Fort Hall Reservation, ID	PM ₁₀	Moderate	100	0.00	0.00	0.00	0.00	0.00	0.00	0.00	0.00	0.00	0.00
Fort Wayne, IN	Ozone	Maintenance	100	0.00	0.18	2.12	2.32	2.34	2.33	2.35	2.31	2.37	2.36
Franklin County, PA	Ozone	Maintenance	100	0.00	0.09	1.03	1.13	1.14	1.13	1.14	1.12	1.15	1.15
Franklin Township (Coshocton County), OH	SO _x	Maintenance	100	0.00	0.00	0.00	0.00	0.01	0.01	0.01	0.00	0.01	0.01
Frederick County, VA	Ozone	Former Subpart 1	50	0.00	0.06	0.69	0.75	0.75	0.75	0.76	0.75	0.76	0.76
Fredericksburg, VA	Ozone	Maintenance	100	0.00	0.11	1.32	1.44	1.45	1.45	1.46	1.44	1.47	1.47
Freehold, NJ	CO	Maintenance	100	0.00	0.00	0.03	0.03	0.03	0.03	0.03	0.03	0.03	0.03
Fresno, CA	CO	Maintenance	100	0.00	0.19	2.22	2.43	2.45	2.44	2.46	2.42	2.48	2.47
Grand Rapids, MI	Ozone	Maintenance	100	0.00	0.48	5.69	6.21	6.26	6.25	6.31	6.19	6.34	6.33
Granite City, Nameoki Townships, IL	PM ₁₀	Maintenance	100	0.00	0.00	0.21	0.22	0.22	0.22	0.22	0.21	0.21	0.20
Grant County, NM	SO _x	Maintenance	100	0.00	0.00	0.01	0.01	0.01	0.01	0.01	0.01	0.01	0.01
Grants Pass, OR	CO	Maintenance	100	0.00	0.01	0.15	0.16	0.16	0.16	0.16	0.16	0.17	0.16
Grants Pass, OR	PM ₁₀	Maintenance	100	0.00	0.01	0.15	0.16	0.16	0.16	0.16	0.16	0.17	0.16
Great Falls, MT	CO	Maintenance	100	0.00	0.01	0.09	0.10	0.10	0.10	0.10	0.10	0.11	0.11
Greater Connecticut, CT	Ozone	Moderate	50	0.00	0.32	3.82	4.17	4.20	4.19	4.23	4.15	4.25	4.24
Greeley, CO	CO	Maintenance	100	0.00	0.05	0.57	0.62	0.62	0.62	0.63	0.62	0.63	0.63
Green Bay, WI	SO _x	Maintenance	100	0.00	0.05	0.61	0.67	0.67	0.67	0.68	0.67	0.68	0.68
Greene County, IN	Ozone	Maintenance	100	0.00	0.02	0.28	0.31	0.31	0.31	0.32	0.31	0.32	0.32
Greene County, PA	Ozone	Maintenance	100	0.00	0.02	0.19	0.20	0.21	0.21	0.21	0.20	0.21	0.21
Greensboro-Winston Salem-High Point, NC	Ozone	Marginal	50	0.00	0.98	11.56	12.63	12.72	12.70	12.82	12.58	12.89	12.86
Greensboro-Winston salem-High Point, NC	PM _{2.5}	Nonattainment	100	0.00	0.98	11.56	12.63	12.72	12.70	12.82	12.58	12.89	12.86
Greenville-Spartanburg-Anderson, SC	Ozone	Former Subpart 1	50	0.00	0.43	5.08	5.55	5.59	5.58	5.63	5.53	5.66	5.65
Groveland Township (Tazewell County), IL	SO _x	Maintenance	100	0.00	0.01	0.13	0.15	0.15	0.15	0.15	0.15	0.15	0.15

Table D2-26 Emission Changes <u>a/</u> (for Cumulative Impacts) by Nonattainment Area with Alternative Standards for HD Vehicles Fine Particulate Matter (PM _{2.5}) 2030														
Nonattainment Area	Pollutant	Status <u>c/</u>	General Conformity Threshold <u>d/</u>	Emissions Changes for Cumulative Impacts (tons/year)										
				Alt. 1	Alt. 2	Alt. 3	Alt. 4	Alt. 6A	Alt. 5	Alt. 6 <u>b/</u>	Alt. 7	Alt. 6B	Alt. 8	
				No Action	Engine Only	Class 8 Tractors	Engines & Classes 7-8 Tractors	15% below Preferred Alternative Stringency	Engines, Classes 7-8 Tractors, & Classes 2b-3	Engines, Tractors, & Classes 2b-8	Engines, Tractors, & Truck, & Trailers	20% above Preferred Alternative Stringency	Accelerated Hybrid Adoption	
Hancock-Knox-Lincoln-Waldo Counties, ME	Ozone	Maintenance	100	0.00	0.05	0.58	0.64	0.64	0.64	0.64	0.65	0.63	0.65	0.65
Harrisburg-Lebanon-Carlisle, PA	Ozone	Maintenance	100	0.00	0.93	10.91	11.92	12.01	11.99	12.10	11.88	12.17	12.14	12.14
Harrisburg-Lebanon-Carlisle, PA	PM _{2.5}	Nonattainment	100	0.00	0.93	10.91	11.92	12.01	11.99	12.10	11.88	12.17	12.14	12.14
Hartford-New Britain-Middletown, CT	CO	Maintenance	100	0.00	0.22	2.63	2.88	2.90	2.89	2.92	2.86	2.93	2.93	2.93
Hayden (Pinal County), AZ	SO _x	Nonattainment	100	0.00	0.00	0.04	0.05	0.05	0.05	0.05	0.05	0.05	0.05	0.05
Hayden/Miami, AZ	PM ₁₀	Moderate	100	0.00	0.01	0.16	0.17	0.17	0.17	0.17	0.17	0.17	0.17	0.17
Haywood and Swain Counties (Great Smoky Mountain NP), NC	Ozone	Maintenance	100	0.00	0.00	0.03	0.03	0.03	0.03	0.03	0.03	0.03	0.03	0.03
Hazelwood, PA	SO _x	Maintenance	100	0.00	0.01	0.12	0.13	0.13	0.13	0.13	0.13	0.13	0.13	0.13
Hickory, NC	PM _{2.5}	Nonattainment	100	0.00	0.07	0.78	0.85	0.86	0.86	0.86	0.85	0.87	0.87	0.87
Hickory-Morgantown-Lenoir, NC	Ozone	Former Subpart 1	50	0.00	0.12	1.39	1.52	1.53	1.53	1.54	1.51	1.55	1.55	1.55
Hollis Township, IL	SO _x	Maintenance	100	0.00	0.00	0.01	0.01	0.01	0.01	0.01	0.01	0.01	0.01	0.01
Houston-Galveston-Brazoria, TX	Ozone	Severe	25	0.00	-53.83	-48.49	-76.30	-78.39	-82.75	-90.33	-97.57	-108.86	-140.23	-140.23
Humphreys County, TN	SO _x	Maintenance	100	0.00	0.00	0.05	0.05	0.05	0.05	0.05	0.05	0.05	0.05	0.05
Huntington-Ashland, WV-KY-OH	PM _{2.5}	Nonattainment	100	0.00	-7.19	-7.38	-11.14	-11.42	-11.99	-13.00	-13.94	-15.46	-19.60	-19.60
Huntington-Ashland, WV-KY	Ozone	Maintenance	100	0.00	-7.26	-8.16	-11.99	-12.28	-12.86	-13.87	-14.79	-16.33	-20.47	-20.47
Huron County, MI	Ozone	Maintenance	100	0.00	0.02	0.19	0.21	0.21	0.21	0.21	0.21	0.21	0.21	0.21
Imperial County, CA	Ozone	Moderate	50	0.00	0.09	1.03	1.13	1.14	1.13	1.14	1.12	1.15	1.15	1.15
Imperial Valley, CA	PM ₁₀	Serious	70	0.00	0.09	1.01	1.10	1.11	1.11	1.12	1.10	1.13	1.12	1.12
Indian Wells, CA	PM ₁₀	Maintenance	100	0.00	0.01	0.13	0.14	0.15	0.15	0.15	0.14	0.15	0.15	0.15
Indianapolis, IN	CO	Maintenance	100	0.00	1.72	20.23	22.10	22.26	22.21	22.42	22.02	22.55	22.50	22.50
Indianapolis, IN	Ozone	Maintenance	100	0.00	1.72	20.23	22.10	22.26	22.21	22.42	22.02	22.55	22.50	22.50
Indianapolis, IN	PM _{2.5}	Nonattainment	100	0.00	1.72	20.23	22.10	22.26	22.21	22.42	22.02	22.55	22.50	22.50
Jackson County, IN	Ozone	Maintenance	100	0.00	0.05	0.60	0.66	0.66	0.66	0.67	0.65	0.67	0.67	0.67
Jamestown, NY	Ozone	Former Subpart 1	50	0.00	0.06	0.84	0.92	0.92	0.92	0.93	0.91	0.93	0.92	0.92
Jefferson County, NY	Ozone	Moderate	50	0.00	0.05	0.55	0.60	0.61	0.61	0.61	0.60	0.62	0.61	0.61
Jefferson County, OH	PM ₁₀	Maintenance	100	0.00	0.00	0.04	0.04	0.04	0.04	0.04	0.04	0.04	0.04	0.04
Johnson City-Kingsport-Bristol, TN	Ozone	Former Subpart 1	50	0.00	0.10	1.14	1.25	1.26	1.26	1.27	1.24	1.27	1.27	1.27
Johnstown, PA	Ozone	Maintenance	100	0.00	0.06	0.76	0.83	0.84	0.84	0.84	0.83	0.85	0.85	0.85
Johnstown, PA	PM _{2.5}	Nonattainment	100	0.00	0.06	0.76	0.83	0.84	0.84	0.84	0.83	0.85	0.85	0.85
Juneau, AK	PM ₁₀	Moderate	100	0.00	0.00	0.03	0.04	0.04	0.04	0.04	0.04	0.04	0.04	0.04
Kalamazoo-Battle Creek, MI	Ozone	Maintenance	100	0.00	0.29	3.44	3.76	3.79	3.78	3.82	3.75	3.84	3.83	3.83
Kalispell, MT	PM ₁₀	Moderate	100	0.00	0.01	0.15	0.16	0.16	0.16	0.16	0.16	0.16	0.16	0.16
Kent and Queen Annes Counties, MD	Ozone	Maintenance	100	0.00	0.03	0.38	0.41	0.41	0.41	0.42	0.41	0.42	0.42	0.42
Kent, WA	PM ₁₀	Maintenance	100	0.00	0.01	0.12	0.13	0.13	0.13	0.13	0.13	0.13	0.13	0.13
Kern County (Eastern Kern), CA	Ozone	Former Subpart 1	50	0.00	0.03	0.33	0.36	0.36	0.36	0.37	0.36	0.37	0.37	0.37
Kewaunee County, WI	Ozone	Maintenance	100	0.00	0.01	0.16	0.18	0.18	0.18	0.18	0.17	0.18	0.18	0.18
King County, WA	PM ₁₀	Maintenance	100	0.00	0.00	0.05	0.05	0.05	0.05	0.05	0.05	0.05	0.05	0.05
Klamath Falls, OR	CO	Maintenance	100	0.00	0.04	0.41	0.45	0.45	0.45	0.46	0.45	0.46	0.46	0.46
Klamath Falls, OR	PM ₁₀	Maintenance	100	0.00	0.04	0.41	0.45	0.45	0.45	0.46	0.45	0.46	0.46	0.46
Knoxville, TN	Ozone	Former Subpart 1	50	0.00	1.16	13.57	14.83	14.93	14.91	15.05	14.77	15.13	15.10	15.10
Knoxville, TN	PM _{2.5}	Nonattainment	100	0.00	1.16	13.57	14.83	14.93	14.91	15.05	14.77	15.13	15.10	15.10
La Porte County, IN	SO _x	Maintenance	100	0.00	0.03	0.30	0.33	0.33	0.33	0.34	0.33	0.34	0.34	0.34
LaGrande, OR	PM ₁₀	Maintenance	100	0.00	0.01	0.06	0.07	0.07	0.07	0.07	0.07	0.07	0.07	0.07

Nonattainment Area	Pollutant	Status <u>c/</u>	General Conformity Threshold <u>d/</u>	Emissions Changes for Cumulative Impacts (tons/year)										
				Alt. 1	Alt. 2	Alt. 3	Alt. 4	Alt. 6A	Alt. 5	Alt. 6 <u>b/</u>	Alt. 7	Alt. 6B	Alt. 8	
				No Action	Engine Only	Class 8 Tractors	Engines & Classes 7-8 Tractors	15% below Preferred Alternative Stringency	Engines, Classes 7-8 Tractors, & Classes 2b-3	Engines, Tractors, & Classes 2b-8	Engines, Tractors, Trucks, & Trailers	20% above Preferred Alternative Stringency	Accelerated Hybrid Adoption	
Lake County, IN	SO _x	Maintenance	100	0.00	0.07	1.40	1.51	1.51	1.51	1.51	1.51	1.48	1.50	1.46
Lake County, OH	SO _x	Maintenance	100	0.00	0.02	0.19	0.21	0.21	0.21	0.21	0.22	0.21	0.22	0.22
Lake County, OR	PM ₁₀	Maintenance	100	0.00	0.00	0.03	0.03	0.03	0.03	0.03	0.03	0.03	0.03	0.03
Lake Tahoe North Shore, CA	CO	Maintenance	100	0.00	0.01	0.07	0.08	0.08	0.08	0.08	0.08	0.08	0.08	0.08
Lake Tahoe South Shore, CA	CO	Maintenance	100	0.00	0.02	0.18	0.20	0.20	0.20	0.20	0.20	0.20	0.20	0.20
Lake Tahoe, NV	CO	Maintenance	100	0.00	0.00	0.05	0.05	0.05	0.05	0.05	0.05	0.05	0.05	0.05
Lamar, CO	PM ₁₀	Maintenance	100	0.00	0.00	0.04	0.05	0.05	0.05	0.05	0.05	0.05	0.05	0.05
Lame Deer, MT	PM ₁₀	Moderate	100	0.00	0.00	0.01	0.01	0.01	0.01	0.01	0.01	0.01	0.01	0.01
Lancaster, PA	Ozone	Maintenance	100	0.00	0.37	4.37	4.77	4.81	4.80	4.84	4.76	4.87	4.86	4.86
Lancaster, PA	PM _{2.5}	Nonattainment	100	0.00	0.37	4.37	4.77	4.81	4.80	4.84	4.76	4.87	4.86	4.86
Lane County, OR	PM ₁₀	Moderate	100	0.00	0.00	0.01	0.01	0.01	0.01	0.01	0.01	0.01	0.01	0.01
Lansing-East Lansing, MI	Ozone	Maintenance	100	0.00	0.28	3.28	3.58	3.61	3.60	3.64	3.57	3.66	3.65	3.65
LaPorte, IN	Ozone	Maintenance	100	0.00	0.07	0.85	0.93	0.94	0.93	0.94	0.93	0.93	0.95	0.95
Las Vegas, NV	CO	Serious	100	0.00	0.17	1.95	2.13	2.14	2.14	2.14	2.16	2.12	2.17	2.16
Las Vegas, NV	Ozone	Former Subpart 1	50	0.00	0.17	1.95	2.13	2.14	2.14	2.14	2.16	2.12	2.17	2.16
Lauderdale County, AL	SO _x	Maintenance	100	0.00	0.04	0.41	0.45	0.46	0.45	0.46	0.45	0.45	0.46	0.46
Laurel Area (Yellowstone County), MT	SO _x	Nonattainment	100	0.00	0.00	0.01	0.01	0.01	0.01	0.01	0.01	0.01	0.01	0.01
Libby, MT	PM ₁₀	Moderate	100	0.00	0.00	0.05	0.06	0.06	0.06	0.06	0.06	0.06	0.06	0.06
Libby, MT	PM _{2.5}	Nonattainment	100	0.00	0.00	0.05	0.06	0.06	0.06	0.06	0.06	0.06	0.06	0.06
Liberty-Clairton, PA	PM _{2.5}	Nonattainment	100	0.00	0.00	0.04	0.04	0.04	0.04	0.04	0.04	0.04	0.04	0.04
Lima, OH	Ozone	Maintenance	100	0.00	-9.25	-10.74	-15.64	-16.01	-16.74	-18.03	-19.20	-21.16	-21.16	-26.41
Longmont, CO	CO	Maintenance	100	0.00	0.03	0.34	0.37	0.38	0.38	0.38	0.37	0.38	0.38	0.38
Lorain County, OH	SO _x	Maintenance	100	0.00	0.02	0.23	0.25	0.26	0.25	0.26	0.25	0.26	0.26	0.26
Los Angeles South Coast Air Basin, CA	CO	Maintenance	100	0.00	-10.52	153.56	156.73	157.11	154.65	152.88	145.90	145.21	145.21	129.86
Los Angeles South Coast Air Basin, CA	NO _x	Maintenance	100	0.00	-10.52	153.56	156.73	157.11	154.65	152.88	145.90	145.21	145.21	129.86
Los Angeles South Coast Air Basin, CA	Ozone	Extreme	10	0.00	-10.52	153.56	156.73	157.11	154.65	152.88	145.90	145.21	145.21	129.86
Los Angeles South Coast Air Basin, CA	PM ₁₀	Serious	70	0.00	-10.52	153.56	156.73	157.11	154.65	152.88	145.90	145.21	145.21	129.86
Los Angeles South Coast Air Basin, CA	PM _{2.5}	Nonattainment	100	0.00	-10.52	153.56	156.73	157.11	154.65	152.88	145.90	145.21	145.21	129.86
Los Angeles-San Bernardino Counties (western Mohave), CA	Ozone	Moderate	50	0.00	0.15	1.80	1.97	1.98	1.98	2.00	1.96	2.01	2.01	2.00
Louisville, KY-IN	Ozone	Maintenance	100	0.00	1.22	14.28	15.61	15.72	15.69	15.84	15.55	15.93	15.93	15.89
Louisville, KY-IN	PM _{2.5}	Nonattainment	100	0.00	1.22	14.28	15.61	15.72	15.69	15.84	15.55	15.93	15.93	15.89
Lowell, MA	CO	Maintenance	100	0.00	0.04	0.42	0.46	0.46	0.46	0.47	0.46	0.47	0.47	0.47
Lucas County, OH	SO _x	Maintenance	100	0.00	-0.04	1.22	1.27	1.27	1.26	1.25	1.20	1.21	1.21	1.11
Lyons Township, IL	PM ₁₀	Maintenance	100	0.00	-0.03	0.29	0.29	0.29	0.29	0.28	0.27	0.27	0.27	0.23
Macon, GA	Ozone	Maintenance	100	0.00	0.11	1.34	1.46	1.47	1.47	1.48	1.46	1.49	1.49	1.49
Macon, GA	PM _{2.5}	Nonattainment	100	0.00	0.11	1.34	1.46	1.47	1.47	1.48	1.46	1.49	1.49	1.49
Madison and Page Counties (Shenandoah NP), VA	Ozone	Maintenance	100	0.00	0.00	0.01	0.01	0.01	0.01	0.01	0.01	0.01	0.01	0.01
Madison, WI	SO _x	Maintenance	100	0.00	0.12	1.43	1.56	1.57	1.57	1.58	1.55	1.59	1.59	1.59
Mammoth Lake, CA	PM ₁₀	Moderate	100	0.00	0.00	0.05	0.05	0.05	0.05	0.05	0.05	0.05	0.05	0.05
Manchester, NH	CO	Maintenance	100	0.00	0.03	0.31	0.34	0.34	0.34	0.35	0.34	0.35	0.35	0.35
Manitowoc County, WI	Ozone	Former Subpart 1	50	0.00	0.07	0.83	0.91	0.91	0.91	0.92	0.90	0.93	0.93	0.92
Marion County, IN	SO _x	Maintenance	100	0.00	0.12	1.41	1.54	1.55	1.55	1.56	1.53	1.57	1.57	1.57
Mariposa and Tuolumne Counties (Southern Mountain), CA	Ozone	Former Subpart 1	50	0.00	0.03	0.32	0.34	0.35	0.35	0.35	0.34	0.35	0.35	0.35

Table D2-26 Emission Changes <u>a/</u> (for Cumulative Impacts) by Nonattainment Area with Alternative Standards for HD Vehicles Fine Particulate Matter (PM _{2.5}) 2030														
Nonattainment Area	Pollutant	Status <u>c/</u>	General Conformity Threshold <u>d/</u>	Emissions Changes for Cumulative Impacts (tons/year)										
				Alt. 1	Alt. 2	Alt. 3	Alt. 4	Alt. 6A	Alt. 5	Alt. 6 <u>b/</u>	Alt. 7	Alt. 6B	Alt. 8	
				No Action	Engine Only	Class 8 Tractors	Engines & Classes 7-8 Tractors	15% below Preferred Alternative Stringency	Engines, Classes 7-8 Tractors, & Classes 2b-3	Engines, Tractors, & Classes 2b-8	Engines, Tractors, & Truckers, & Trailers	20% above Preferred Alternative Stringency	Accelerated Hybrid Adoption	
Martinsburg, WV-Hagerstown, MD	PM _{2.5}	Nonattainment	100	0.00	0.13	1.58	1.72	1.73	1.73	1.75	1.75	1.72	1.76	1.75
Mason County, MI	Ozone	Maintenance	100	0.00	0.02	0.18	0.20	0.20	0.20	0.20	0.20	0.20	0.20	0.20
Medford, OR	CO	Maintenance	100	0.00	0.03	0.34	0.38	0.38	0.38	0.38	0.38	0.37	0.38	0.38
Medford-Ashland, OR	PM ₁₀	Maintenance	100	0.00	0.07	0.82	0.90	0.90	0.90	0.91	0.91	0.89	0.92	0.91
Memphis, TN-AR	Ozone	Maintenance	100	0.00	-2.39	1.68	0.64	0.57	0.34	0.00	0.00	-0.46	-0.92	-2.53
Memphis, TN	CO	Maintenance	100	0.00	-2.43	1.24	0.16	0.09	-0.14	-0.49	-0.49	-0.94	-1.41	-3.02
Miami (Gila County), AZ	SO _x	Maintenance	100	0.00	0.01	0.11	0.12	0.12	0.12	0.12	0.12	0.12	0.12	0.12
Millinocket AQCR 109, ME	SO _x	Maintenance	100	0.00	0.00	0.03	0.03	0.03	0.03	0.03	0.03	0.03	0.03	0.03
Milwaukee, WI	SO _x	Maintenance	100	0.00	0.19	2.21	2.42	2.44	2.43	2.43	2.45	2.41	2.47	2.46
Milwaukee-Racine, WI	Ozone	Moderate	50	0.00	0.77	8.99	9.82	9.89	9.87	9.96	9.96	9.78	10.02	10.00
Minneapolis-St Paul, MN	CO	Maintenance	100	0.00	2.54	29.85	32.62	32.85	32.79	33.09	32.50	33.29	33.29	33.21
Minneapolis-St Paul, MN	SO _x	Maintenance	100	0.00	2.54	29.85	32.62	32.85	32.79	33.09	32.50	33.29	33.29	33.21
Missoula, MT	CO	Maintenance	100	0.00	0.05	0.61	0.66	0.67	0.67	0.67	0.67	0.66	0.68	0.67
Missoula, MT	PM ₁₀	Moderate	100	0.00	0.05	0.61	0.66	0.67	0.67	0.67	0.67	0.66	0.68	0.67
Modesto, CA	CO	Maintenance	100	0.00	0.11	1.25	1.37	1.38	1.37	1.39	1.36	1.40	1.39	1.39
Mohave County, AZ	PM ₁₀	Maintenance	100	0.00	0.05	0.57	0.62	0.62	0.62	0.63	0.62	0.63	0.63	0.63
Mono Basin, CA	PM ₁₀	Moderate	100	0.00	0.00	0.01	0.01	0.01	0.01	0.01	0.01	0.01	0.01	0.01
Morenci (Greenlee County), AZ	SO _x	Maintenance	100	0.00	0.00	0.01	0.01	0.01	0.01	0.01	0.01	0.01	0.01	0.01
Morristown, NJ	CO	Maintenance	100	0.00	0.01	0.07	0.07	0.07	0.07	0.07	0.07	0.07	0.07	0.07
Muhlenberg County, KY	SO _x	Maintenance	100	0.00	0.01	0.15	0.17	0.17	0.17	0.17	0.17	0.17	0.17	0.17
Muncie, IN	Ozone	Maintenance	100	0.00	0.06	0.69	0.76	0.76	0.76	0.77	0.76	0.77	0.77	0.77
Murray County (Chattahoochee NF), GA	Ozone	Maintenance	100	0.00	0.00	0.03	0.03	0.03	0.03	0.03	0.03	0.03	0.03	0.03
Muscatine County, IA	SO _x	Maintenance	100	0.00	0.01	0.11	0.12	0.12	0.12	0.12	0.12	0.12	0.12	0.12
Muskegon, MI	Ozone	Maintenance	100	0.00	0.08	0.89	0.98	0.98	0.98	0.99	0.97	1.00	0.99	0.99
Nashua, NH	CO	Maintenance	100	0.00	0.02	0.25	0.27	0.28	0.28	0.28	0.28	0.27	0.28	0.28
Nashville, TN	Ozone	Former Subpart 1	50	0.00	0.96	11.29	12.34	12.43	12.41	12.52	12.30	12.59	12.57	12.57
Nevada County (western part), CA	Ozone	Former Subpart 1	50	0.00	0.03	0.35	0.39	0.39	0.39	0.39	0.39	0.39	0.39	0.39
New Haven County, CT	PM ₁₀	Maintenance	100	0.00	0.03	0.38	0.41	0.42	0.41	0.42	0.41	0.42	0.42	0.42
New Haven-Meriden-Waterbury, CT	CO	Maintenance	100	0.00	0.17	2.01	2.19	2.21	2.20	2.22	2.18	2.24	2.23	2.23
New Manchester-Grant Magisterial District (Hancock County), WV	SO _x	Maintenance	100	0.00	0.00	0.02	0.02	0.02	0.02	0.02	0.02	0.02	0.02	0.02
New York County, NY	PM ₁₀	Moderate	100	0.00	0.06	0.78	0.85	0.86	0.85	0.86	0.84	0.86	0.86	0.86
New York-N. New Jersey-Long Island, NY-NJ-CT	CO	Maintenance	100	0.00	1.15	44.78	47.68	47.93	47.60	47.68	46.34	46.99	45.19	45.19
New York-N. New Jersey-Long Island, NY-NJ-CT	PM _{2.5}	Nonattainment	100	0.00	0.04	43.41	45.72	45.93	45.51	45.44	43.97	44.38	41.95	41.95
New York-northern New Jersey-Long Island, NY-NJ-CT	Ozone	Moderate	50	0.00	-1.33	27.36	28.18	28.26	27.88	27.64	26.49	26.47	24.09	24.09
Nogales, AZ	PM ₁₀	Moderate	100	0.00	0.02	0.21	0.23	0.23	0.23	0.23	0.23	0.23	0.23	0.23
Norfolk-Virginia Beach-Newport News, VA	Ozone	Maintenance	100	0.00	-10.11	-9.74	-15.00	-15.39	-16.21	-17.63	-18.97	-21.10	-26.95	-26.95
Ogden, UT	CO	Maintenance	100	0.00	0.03	0.35	0.38	0.38	0.38	0.38	0.38	0.39	0.39	0.39
Ogden, UT	PM ₁₀	Moderate	100	0.00	0.03	0.35	0.38	0.38	0.38	0.38	0.38	0.39	0.39	0.39
Oglesby, IL	PM ₁₀	Maintenance	100	0.00	0.00	0.01	0.01	0.02	0.02	0.02	0.01	0.02	0.02	0.02
Olmsted County, MN	PM ₁₀	Maintenance	100	0.00	0.01	0.11	0.12	0.12	0.12	0.12	0.12	0.12	0.12	0.12
Olympia, Tumwater, Lacey, WA	PM ₁₀	Maintenance	100	0.00	0.04	0.51	0.56	0.56	0.56	0.57	0.56	0.57	0.57	0.57
Owens Valley, CA	PM ₁₀	Serious	70	0.00	0.00	0.02	0.02	0.02	0.02	0.02	0.02	0.02	0.02	0.02
Pagosa Springs, CO	PM ₁₀	Maintenance	100	0.00	0.00	0.00	0.00	0.00	0.00	0.00	0.00	0.00	0.00	0.00

Table D2-26 Emission Changes <u>a/</u> (for Cumulative Impacts) by Nonattainment Area with Alternative Standards for HD Vehicles Fine Particulate Matter (PM _{2.5}) 2030													
Nonattainment Area	Pollutant	Status <u>c/</u>	General Conformity Threshold <u>d/</u>	Emissions Changes for Cumulative Impacts (tons/year)									
				Alt. 1	Alt. 2	Alt. 3	Alt. 4	Alt. 6A	Alt. 5	Alt. 6 <u>b/</u>	Alt. 7	Alt. 6B	Alt. 8
				No Action	Engine Only	Class 8 Tractors	Engines & Classes 7–8 Tractors	15% below Preferred Alternative Stringency	Engines, Classes 7–8 Tractors, & Classes 2b–3	Engines, Tractors, & Classes 2b–8	Engines, Tractors, & Trucks, & Trailers	20% above Preferred Alternative Stringency	Accelerated Hybrid Adoption
Parkersburg-Marietta, WV-OH	Ozone	Maintenance	100	0.00	0.16	1.93	2.11	2.12	2.12	2.14	2.10	2.15	2.15
Parkersburg-Marietta, WV-OH	PM _{2.5}	Nonattainment	100	0.00	0.16	1.93	2.11	2.12	2.12	2.14	2.10	2.15	2.15
Payson, AZ	PM ₁₀	Maintenance	100	0.00	0.01	0.07	0.08	0.08	0.08	0.08	0.08	0.08	0.08
Penns Grove, NJ	CO	Maintenance	100	0.00	0.00	0.00	0.00	0.00	0.00	0.00	0.00	0.00	0.00
Peoria, IL	SO _x	Maintenance	100	0.00	0.04	0.58	0.63	0.63	0.63	0.64	0.62	0.64	0.63
Perth Amboy, NJ	CO	Maintenance	100	0.00	-1.10	-1.13	-1.71	-1.75	-1.84	-1.99	-2.14	-2.37	-3.00
Philadelphia-Camden County, PA-NJ	CO	Maintenance	100	0.00	0.14	1.63	1.78	1.80	1.79	1.81	1.77	1.82	1.81
Philadelphia-Wilmington, PA-NY-DE	PM _{2.5}	Nonattainment	100	0.00	-14.68	-3.27	-10.32	-10.85	-12.13	-14.22	-16.53	-19.52	-28.63
Philadelphia-Wilmington-Atlantic City, PA-NY-MD-DE	Ozone	Moderate	50	0.00	-14.19	2.54	-3.98	-4.46	-5.75	-7.78	-10.21	-13.04	-22.18
Phoenix, AZ	CO	Maintenance	100	0.00	3.19	37.45	40.92	41.21	41.13	41.52	40.76	41.76	41.66
Phoenix, AZ	PM ₁₀	Serious	70	0.00	3.19	37.45	40.92	41.21	41.13	41.52	40.76	41.76	41.66
Phoenix-Mesa, AZ	Ozone	Former Subpart 1	50	0.00	1.62	19.10	20.87	21.02	20.97	21.17	20.79	21.29	21.24
Pierce County, WA	PM ₁₀	Maintenance	100	0.00	0.00	0.05	0.05	0.05	0.05	0.05	0.05	0.05	0.05
Pinehurst, ID	PM ₁₀	Moderate	100	0.00	0.00	0.01	0.01	0.01	0.01	0.01	0.01	0.01	0.01
Pittsburgh, PA	CO	Maintenance	100	0.00	0.01	0.07	0.08	0.08	0.08	0.08	0.08	0.08	0.08
Pittsburgh-Beaver Valley, PA	Ozone	Former Subpart 1	50	0.00	1.31	15.36	16.78	16.90	16.86	17.02	16.72	17.12	17.08
Pittsburgh-Beaver Valley, PA	PM _{2.5}	Nonattainment	100	0.00	1.31	15.36	16.78	16.90	16.86	17.02	16.72	17.12	17.08
Polk County, TN	SO _x	Maintenance	100	0.00	0.01	0.11	0.12	0.12	0.12	0.12	0.12	0.12	0.12
Polson, MT	PM ₁₀	Moderate	100	0.00	0.00	0.02	0.02	0.02	0.02	0.02	0.02	0.02	0.02
Portland, ME	Ozone	Maintenance	100	0.00	0.29	3.36	3.67	3.69	3.69	3.72	3.65	3.74	3.73
Portland, OR	CO	Maintenance	100	0.00	0.30	4.18	4.54	4.57	4.56	4.60	4.50	4.60	4.56
Portneuf Valley, ID	PM ₁₀	Maintenance	100	0.00	0.02	0.20	0.21	0.22	0.22	0.22	0.21	0.22	0.22
Poughkeepsie, NY	Ozone	Moderate	50	0.00	0.27	3.18	3.48	3.50	3.49	3.53	3.46	3.55	3.54
Presque Isle, ME	PM ₁₀	Maintenance	100	0.00	0.00	0.05	0.05	0.05	0.05	0.05	0.05	0.05	0.05
Providence (entire State), RI	Ozone	Moderate	50	0.00	0.13	1.47	1.61	1.62	1.61	1.63	1.60	1.64	1.64
Provo, UT	CO	Maintenance	100	0.00	0.04	0.44	0.48	0.49	0.49	0.49	0.48	0.49	0.49
Raleigh-Durham, NC	CO	Maintenance	100	0.00	0.54	6.29	6.87	6.92	6.91	6.97	6.84	7.01	6.99
Raleigh-Durham-Chapel Hill, NC	Ozone	Maintenance	100	0.00	0.82	9.62	10.51	10.59	10.57	10.67	10.47	10.73	10.70
Ramsey County, MN	PM ₁₀	Maintenance	100	0.00	0.00	0.01	0.01	0.01	0.01	0.01	0.01	0.01	0.01
Reading, PA	Ozone	Maintenance	100	0.00	0.30	3.61	3.95	3.97	3.97	4.00	3.93	4.02	4.01
Reading, PA	PM _{2.5}	Nonattainment	100	0.00	0.30	3.61	3.95	3.97	3.97	4.00	3.93	4.02	4.01
Reno, NV	CO	Maintenance	100	0.00	0.06	0.68	0.74	0.74	0.74	0.75	0.73	0.75	0.75
Rhineland (Oneida County), WI	SO _x	Maintenance	100	0.00	0.00	0.01	0.01	0.01	0.01	0.01	0.01	0.01	0.01
Richmond-Petersburg, VA	Ozone	Maintenance	100	0.00	0.25	3.03	3.31	3.33	3.32	3.35	3.29	3.37	3.36
Rillito, AZ	PM ₁₀	Moderate	100	0.00	0.01	0.16	0.18	0.18	0.18	0.18	0.18	0.18	0.18
Riverside County (Coachella Valley), CA	Ozone	Severe	25	0.00	0.15	1.73	1.89	1.90	1.89	1.91	1.88	1.92	1.92
Roanoke, VA	Ozone	Former Subpart 1	50	0.00	0.12	1.38	1.51	1.52	1.51	1.53	1.50	1.54	1.53
Rochester (Olmsted County), MN	SO _x	Maintenance	100	0.00	0.04	0.42	0.46	0.46	0.46	0.47	0.46	0.47	0.47
Rochester, NY	Ozone	Former Subpart 1	50	0.00	0.29	3.41	3.72	3.75	3.74	3.77	3.71	3.80	3.79
Rocky Mount, NC	Ozone	Maintenance	100	0.00	0.09	1.02	1.11	1.12	1.12	1.13	1.11	1.14	1.13
Rome, GA	PM _{2.5}	Nonattainment	100	0.00	0.04	0.44	0.48	0.49	0.49	0.49	0.48	0.49	0.49
Ronan, MT	PM ₁₀	Moderate	100	0.00	0.00	0.01	0.01	0.01	0.01	0.01	0.01	0.01	0.01
Rothschild, Rib Mountain, Weston (Marathon County), WI	SO _x	Maintenance	100	0.00	0.00	0.02	0.02	0.02	0.02	0.02	0.02	0.02	0.02

Nonattainment Area	Pollutant	Status <u>c</u> /	General Conformity Threshold <u>d</u> /	Emissions Changes for Cumulative Impacts (tons/year)									
				Alt. 1	Alt. 2	Alt. 3	Alt. 4	Alt. 6A	Alt. 5	Alt. 6 <u>b</u> /	Alt. 7	Alt. 6B	Alt. 8
				No Action	Engine Only	Class 8 Tractors	Engines & Classes 7-8 Tractors	15% below Preferred Alternative Stringency	Engines, Classes 7-8 Tractors, & Classes 2b-3	Engines, Tractors, & Classes 2b-8	Engines, Tractors, & Trucks, & Trailers	20% above Preferred Alternative Stringency	Accelerated Hybrid Adoption
Sacramento County, CA	PM ₁₀	Moderate	100	0.00	0.44	5.15	5.62	5.66	5.65	5.70	5.60	5.74	5.72
Sacramento Metro, CA	Ozone	Severe	25	0.00	0.77	9.08	9.92	9.99	9.97	10.07	9.89	10.13	10.10
Sacramento, CA	CO	Maintenance	100	0.00	0.47	5.50	6.01	6.06	6.04	6.10	5.99	6.14	6.12
Salem, OR	CO	Maintenance	100	0.00	0.04	0.52	0.56	0.57	0.57	0.57	0.56	0.58	0.58
Salt Lake City, UT	CO	Maintenance	100	0.00	-2.54	-2.60	-3.93	-4.03	-4.23	-4.59	-4.92	-5.46	-6.92
Salt Lake County, UT	PM ₁₀	Moderate	100	0.00	-2.11	2.43	1.57	1.50	1.29	0.99	0.55	0.15	-1.33
Salt Lake County, UT	SO _x	Nonattainment	100	0.00	0.48	5.61	6.13	6.18	6.16	6.22	6.11	6.26	6.24
San Antonio, TX	Ozone	Former Subpart 1	50	0.00	0.64	7.52	8.22	8.28	8.26	8.34	8.19	8.39	8.37
San Bernardino County, CA	PM ₁₀	Moderate	100	0.00	0.10	1.20	1.31	1.32	1.32	1.33	1.30	1.34	1.33
San Diego, CA	CO	Maintenance	100	0.00	1.64	19.31	21.10	21.25	21.20	21.40	21.02	21.53	21.48
San Diego, CA	Ozone	Former Subpart 1	50	0.00	1.64	19.31	21.10	21.25	21.20	21.40	21.02	21.53	21.48
San Francisco Bay Area, CA	Ozone	Marginal	50	0.00	-20.12	-11.02	-21.04	-21.79	-23.49	-26.33	-29.28	-33.44	-45.56
San Francisco-Oakland-San Jose, CA	CO	Maintenance	100	0.00	-19.85	-7.89	-17.61	-18.34	-20.04	-22.86	-25.87	-29.94	-42.07
San Joaquin Valley, CA	Ozone	Extreme	10	0.00	4.39	53.54	58.42	58.83	58.70	59.23	58.12	59.51	59.26
San Joaquin Valley, CA	PM ₁₀	Maintenance	100	0.00	4.39	53.54	58.42	58.83	58.70	59.23	58.12	59.51	59.26
San Joaquin Valley, CA	PM _{2.5}	Nonattainment	100	0.00	4.39	53.54	58.42	58.83	58.70	59.23	58.12	59.51	59.26
San Manuel (Pinal County), AZ	SO _x	Maintenance	100	0.00	0.01	0.16	0.17	0.18	0.18	0.18	0.17	0.18	0.18
Sanders County (part);Thompson Falls and vicinity, MT	PM ₁₀	Moderate	100	0.00	0.00	0.00	0.00	0.00	0.00	0.00	0.00	0.00	0.00
Scranton-Wilkes Barre, PA	Ozone	Maintenance	100	0.00	0.33	3.87	4.23	4.26	4.25	4.29	4.22	4.32	4.31
Seattle-Tacoma, WA	CO	Maintenance	100	0.00	1.20	14.06	15.37	15.48	15.44	15.59	15.31	15.68	15.64
Sheboygan, WI	Ozone	Moderate	50	0.00	0.07	0.83	0.91	0.91	0.91	0.92	0.90	0.92	0.92
Sheridan, WY	PM ₁₀	Moderate	100	0.00	0.01	0.11	0.12	0.12	0.12	0.12	0.12	0.12	0.12
Shoshone County, ID	PM ₁₀	Moderate	100	0.00	0.00	0.00	0.00	0.00	0.00	0.00	0.00	0.00	0.00
Somerville, NJ	CO	Maintenance	100	0.00	0.00	0.04	0.04	0.04	0.04	0.04	0.04	0.04	0.04
South Bend-Elkhart, IN	Ozone	Maintenance	100	0.00	0.20	2.30	2.51	2.53	2.53	2.55	2.50	2.57	2.56
Southeast Chicago, IL	PM ₁₀	Maintenance	100	0.00	0.02	0.92	0.98	0.99	0.98	0.98	0.96	0.97	0.93
Spokane County, WA	PM ₁₀	Maintenance	100	0.00	0.12	1.39	1.52	1.53	1.53	1.55	1.52	1.56	1.55
Spokane, WA	CO	Maintenance	100	0.00	0.12	1.38	1.51	1.52	1.52	1.53	1.50	1.54	1.54
Springfield (western MA), MA	Ozone	Moderate	50	0.00	0.36	4.28	4.68	4.71	4.70	4.74	4.66	4.77	4.76
Springfield, MA	CO	Maintenance	100	0.00	0.05	0.62	0.68	0.68	0.68	0.69	0.68	0.69	0.69
St Louis, MO	CO	Maintenance	100	0.00	0.43	5.24	5.71	5.75	5.74	5.79	5.68	5.82	5.79
St Louis, MO-IL	Ozone	Moderate	50	0.00	-40.13	-33.62	-54.22	-55.77	-59.04	-64.70	-70.18	-78.58	-102.10
St. Louis, MO-IL	PM _{2.5}	Nonattainment	100	0.00	-40.14	-33.74	-54.34	-55.90	-59.17	-64.82	-70.30	-78.70	-102.23
State College, PA	Ozone	Maintenance	100	0.00	0.11	1.29	1.41	1.42	1.42	1.43	1.40	1.44	1.43
Steamboat Springs, CO	PM ₁₀	Maintenance	100	0.00	0.01	0.09	0.10	0.10	0.10	0.10	0.10	0.10	0.10
Steubenville & Mingo Junction, OH	SO _x	Maintenance	100	0.00	0.02	0.22	0.24	0.24	0.24	0.24	0.24	0.24	0.24
Steubenville-Weirton, OH-WV	Ozone	Maintenance	100	0.00	0.00	0.76	0.80	0.80	0.79	0.79	0.77	0.77	0.73
Steubenville-Weirton, OH-WV	PM _{2.5}	Nonattainment	100	0.00	0.00	0.76	0.80	0.80	0.79	0.79	0.77	0.77	0.73
Stockton, CA	CO	Maintenance	100	0.00	0.14	1.70	1.86	1.87	1.87	1.89	1.85	1.90	1.89
Sutter County (Sutter Buttes), CA	Ozone	Former Subpart 1	50	0.00	0.00	0.00	0.00	0.00	0.00	0.00	0.00	0.00	0.00
Syracuse, NY	CO	Maintenance	100	0.00	0.12	1.41	1.54	1.55	1.55	1.56	1.54	1.57	1.57
Telluride, CO	PM ₁₀	Maintenance	100	0.00	0.00	0.01	0.01	0.01	0.01	0.01	0.01	0.01	0.01
Terre Haute, IN	Ozone	Maintenance	100	0.00	0.06	0.65	0.71	0.72	0.72	0.72	0.71	0.73	0.72

Nonattainment Area	Pollutant	Status ^{c/}	General Conformity Threshold ^{d/}	Emissions Changes for Cumulative Impacts (tons/year)										
				Alt. 1	Alt. 2	Alt. 3	Alt. 4	Alt. 6A	Alt. 5	Alt. 6 ^{b/}	Alt. 7	Alt. 6B	Alt. 8	
				No Action	Engine Only	Class 8 Tractors	Engines & Classes 7-8 Tractors	15% below Preferred Alternative Stringency	Engines, Classes 7-8 Tractors, & Classes 2b-3	Engines, Tractors, & Classes 2b-8	Engines, Tractors, Trucks, & Trailers	20% above Preferred Alternative Stringency	Accelerated Hybrid Adoption	
Tioga County, PA	Ozone	Maintenance	100	0.00	0.03	0.30	0.33	0.33	0.33	0.33	0.34	0.33	0.34	0.34
Toledo, OH	Ozone	Maintenance	100	0.00	-9.58	-9.01	-13.98	-14.36	-15.13	-16.48	-17.76	-19.77	-25.33	-25.33
Toms River, NJ	CO	Maintenance	100	0.00	0.01	0.14	0.15	0.15	0.15	0.15	0.15	0.15	0.16	0.16
Tooele County, UT	SO _x	Nonattainment	100	0.00	0.04	0.48	0.52	0.52	0.52	0.53	0.52	0.53	0.53	0.53
Trenton, NJ	CO	Maintenance	100	0.00	0.03	0.39	0.42	0.43	0.43	0.43	0.42	0.43	0.43	0.43
Trona, CA	PM ₁₀	Moderate	100	0.00	0.00	0.01	0.01	0.01	0.01	0.01	0.01	0.01	0.01	0.01
Tucson, AZ	CO	Maintenance	100	0.00	0.28	3.28	3.59	3.61	3.60	3.64	3.57	3.66	3.65	3.65
Utah County, UT	PM ₁₀	Moderate	100	0.00	0.11	1.30	1.42	1.43	1.43	1.44	1.42	1.45	1.45	1.45
Vancouver, WA	CO	Maintenance	100	0.00	0.13	1.50	1.63	1.65	1.64	1.66	1.63	1.67	1.66	1.66
Ventura County, CA	Ozone	Serious	50	0.00	0.16	1.99	2.17	2.18	2.18	2.20	2.15	2.20	2.19	2.19
Vermillion County, IN	PM ₁₀	Maintenance	100	0.00	0.00	0.05	0.06	0.06	0.06	0.06	0.06	0.06	0.06	0.06
Vigo County, IN	SO _x	Maintenance	100	0.00	0.06	0.65	0.71	0.72	0.72	0.72	0.71	0.73	0.72	0.72
Wallula, WA	PM ₁₀	Maintenance	100	0.00	0.00	0.00	0.00	0.00	0.00	0.00	0.00	0.00	0.00	0.00
Waltham, MA	CO	Maintenance	100	0.00	0.02	0.20	0.22	0.23	0.22	0.22	0.23	0.22	0.23	0.23
Warren County, NJ	SO _x	Maintenance	100	0.00	0.02	0.20	0.22	0.22	0.22	0.22	0.22	0.22	0.22	0.22
Warren County, PA	SO _x	Nonattainment	100	0.00	0.00	0.06	0.06	0.06	0.06	0.06	0.06	0.06	0.06	0.05
Washington County (Hagerstown), MD	Ozone	Former Subpart 1	50	0.00	0.06	0.71	0.77	0.78	0.78	0.79	0.77	0.79	0.79	0.79
Washington, DC-MD-VA	CO	Maintenance	100	0.00	2.40	28.13	30.73	30.95	30.89	31.18	30.62	31.36	31.29	31.29
Washington, DC-MD-VA	Ozone	Moderate	50	0.00	2.40	28.13	30.73	30.95	30.89	31.18	30.62	31.36	31.29	31.29
Washington, DC-MD-VA	PM _{2.5}	Nonattainment	100	0.00	2.40	28.13	30.73	30.95	30.89	31.18	30.62	31.36	31.29	31.29
Washoe County, NV	PM ₁₀	Serious	70	0.00	0.06	0.68	0.74	0.74	0.74	0.75	0.73	0.75	0.75	0.75
Waterford Township (Washington County), OH	SO _x	Maintenance	100	0.00	0.00	0.03	0.04	0.04	0.04	0.04	0.04	0.04	0.04	0.04
Wayne County, IN	SO _x	Maintenance	100	0.00	0.04	0.44	0.48	0.48	0.48	0.48	0.47	0.49	0.48	0.48
Wayne County, MI	PM ₁₀	Maintenance	100	0.00	-5.10	-5.78	-8.47	-8.68	-9.08	-9.79	-10.44	-11.52	-14.42	-14.42
Weirton, WV	PM ₁₀	Maintenance	100	0.00	0.01	0.07	0.08	0.08	0.08	0.08	0.08	0.08	0.08	0.08
Weirton, WV	SO _x	Maintenance	100	0.00	0.01	0.07	0.08	0.08	0.08	0.08	0.08	0.08	0.08	0.08
Wheeling, WV-OH	Ozone	Maintenance	100	0.00	0.18	2.06	2.25	2.27	2.27	2.29	2.25	2.30	2.30	2.30
Wheeling, WV-OH	PM _{2.5}	Nonattainment	100	0.00	0.18	2.06	2.25	2.27	2.27	2.29	2.25	2.30	2.30	2.30
Winston-Salem, NC	CO	Maintenance	100	0.00	0.16	1.93	2.11	2.13	2.12	2.14	2.10	2.16	2.15	2.15
Worcester, MA	CO	Maintenance	100	0.00	0.08	0.96	1.05	1.06	1.06	1.07	1.05	1.07	1.07	1.07
Yakima County, WA	PM ₁₀	Maintenance	100	0.00	0.04	0.43	0.47	0.48	0.48	0.48	0.47	0.48	0.48	0.48
Yakima, WA	CO	Maintenance	100	0.00	0.02	0.18	0.20	0.20	0.20	0.20	0.20	0.21	0.20	0.20
York, PA	Ozone	Maintenance	100	0.00	0.30	3.52	3.84	3.87	3.86	3.90	3.83	3.92	3.91	3.91
York, PA	PM _{2.5}	Nonattainment	100	0.00	0.30	3.52	3.84	3.87	3.86	3.90	3.83	3.92	3.91	3.91
Youngstown-Warren-Sharon, OH-PA	Ozone	Maintenance	100	0.00	0.34	3.98	4.35	4.38	4.37	4.42	4.34	4.44	4.43	4.43
Yuma, AZ	PM ₁₀	Moderate	100	0.00	0.08	0.91	1.00	1.01	1.00	1.01	0.99	1.02	1.02	1.02

^{a/} Negative emissions changes indicate reductions; positive emissions changes are increases. Values of less than 0.005 tons/year are rounded to zero.

^{b/} Preferred Alternative

^{c/} Pollutants for which the area is designated nonattainment or maintenance as of 2010. Source: 40 CFR 81.

^{d/} Emissions thresholds in tons/year of: CO in CO maintenance and nonattainment areas; VOC or NO_x in ozone maintenance and nonattainment areas; primary PM_{2.5} in PM_{2.5} maintenance and nonattainment areas; primary PM₁₀ in PM₁₀ maintenance and nonattainment areas; and SO₂ in SO₂ maintenance and nonattainment areas. Source: 40 CFR § 93.153. These thresholds are provided for information only; a general conformity determination is not required for the proposed actions. (See section 3.3.1.)

Source: EPA (U.S. Environmental Protection Agency). 2010. The Green Book Nonattainment Areas. Washington, District of Columbia. Last Revised: June 16, 2010. U.S. Environmental Protection Agency. Available: <http://www.epa.gov/oaqps001/greenbk/>. Accessed: August 6, 2010.

Table D2-27 Emission Changes <u>a/</u> (for Cumulative Impacts) by Nonattainment Area with Alternative Standards for HD Vehicles Fine Particulate Matter (PM _{2.5}) 2050														
Nonattainment Area	Pollutant	Status <u>c/</u>	General Conformity Threshold <u>d/</u>	Emissions Changes for Cumulative Impacts (tons/year)										
				Alt. 1	Alt. 2	Alt. 3	Alt. 4	Alt. 6A	Alt. 5	Alt. 6 <u>b/</u>	Alt. 7	Alt. 6B	Alt. 8	
				No Action	Engine Only	Class 8 Tractors	Engines & Classes 7-8 Tractors	15% below Preferred Alternative Stringency	Engines, Classes 7-8 Tractors, & Classes 2b-3	Engines, Tractors, & Classes 2b-8	Engines, Tractors, & Truck, & Trailers	20% above Preferred Alternative Stringency	Accelerated Hybrid Adoption	
Addison Township (Gallia County), OH	SO _x	Maintenance	100	0.00	0.00	0.02	0.02	0.02	0.02	0.02	0.02	0.02	0.02	0.02
Ajo (Pima County), AZ	PM ₁₀	Moderate	100	0.00	0.00	0.04	0.04	0.04	0.04	0.04	0.04	0.04	0.04	0.04
Ajo (Pima County), AZ	SO _x	Maintenance	100	0.00	0.00	0.03	0.03	0.03	0.03	0.03	0.03	0.03	0.03	0.03
Albany-Schenectady-Troy, NY	Ozone	Former Subpart 1	50	0.00	0.33	4.25	4.64	4.66	4.64	4.69	4.60	4.69	4.60	4.60
Albuquerque, NM	CO	Maintenance	100	0.00	0.26	3.35	3.66	3.67	3.66	3.70	3.63	3.70	3.63	3.63
Allegan County, MI	Ozone	Former Subpart 1	50	0.00	0.12	1.59	1.73	1.74	1.73	1.75	1.72	1.75	1.72	1.72
Allentown-Bethlehem-Easton, PA	Ozone	Maintenance	100	0.00	0.30	3.79	4.14	4.16	4.14	4.18	4.10	4.19	4.10	4.10
Altoona, PA	Ozone	Maintenance	100	0.00	0.04	0.58	0.63	0.63	0.63	0.64	0.62	0.64	0.62	0.62
Amador and Calveras Counties (Central Mountain), CA	Ozone	Former Subpart 1	50	0.00	0.06	0.74	0.81	0.81	0.81	0.82	0.80	0.82	0.80	0.80
Anchorage, AK	CO	Maintenance	100	0.00	0.03	0.44	0.48	0.49	0.48	0.49	0.48	0.49	0.48	0.48
Anthony, NM	PM ₁₀	Moderate	100	0.00	0.00	0.04	0.05	0.05	0.05	0.05	0.05	0.05	0.05	0.05
Armstrong County, PA	SO _x	Nonattainment	100	0.00	0.00	0.03	0.03	0.03	0.03	0.03	0.03	0.03	0.03	0.03
Aspen, CO	PM ₁₀	Maintenance	100	0.00	0.00	0.05	0.05	0.05	0.05	0.05	0.05	0.05	0.05	0.05
Atlanta, GA	Ozone	Moderate	50	0.00	7.20	92.09	100.62	101.01	100.54	101.70	99.69	101.70	99.71	99.71
Atlanta, GA	PM _{2.5}	Nonattainment	100	0.00	7.20	92.09	100.62	101.01	100.54	101.70	99.69	101.70	99.71	99.71
Atlantic City, NJ	CO	Maintenance	100	0.00	0.01	0.09	0.10	0.10	0.10	0.10	0.10	0.10	0.10	0.10
Bakersfield, CA	CO	Maintenance	100	0.00	-0.12	2.02	2.07	2.15	2.03	2.00	1.92	1.98	1.62	1.62
Baltimore, MD	CO	Maintenance	100	0.00	1.41	18.03	19.70	19.77	19.68	19.91	19.51	19.91	19.52	19.52
Baltimore, MD	Ozone	Moderate	50	0.00	1.41	18.03	19.70	19.77	19.68	19.91	19.51	19.91	19.52	19.52
Baltimore, MD	PM _{2.5}	Nonattainment	100	0.00	1.41	18.03	19.70	19.77	19.68	19.91	19.51	19.91	19.52	19.52
Baton Rouge, LA	Ozone	Moderate	50	0.00	-17.46	-14.69	-24.42	-19.91	-26.70	-29.92	-31.96	-30.83	-49.40	-49.40
Beaumont-Port Arthur, TX	Ozone	Moderate	50	0.00	-21.23	-20.91	-32.90	-27.49	-35.64	-39.54	-41.92	-40.63	-62.87	-62.87
Benton County, TN	SO _x	Maintenance	100	0.00	0.00	0.02	0.02	0.02	0.02	0.02	0.02	0.02	0.02	0.02
Benton Harbor, MI	Ozone	Maintenance	100	0.00	0.13	1.61	1.76	1.77	1.76	1.78	1.75	1.78	1.75	1.75
Benzie County, MI	Ozone	Maintenance	100	0.00	0.02	0.27	0.29	0.29	0.29	0.29	0.29	0.29	0.29	0.29
Berkeley and Jefferson Counties, WV	Ozone	Maintenance	100	0.00	0.12	1.54	1.68	1.68	1.68	1.70	1.66	1.70	1.66	1.66
Billings, MT	CO	Maintenance	100	0.00	-9.41	-9.90	-15.25	-12.86	-16.45	-18.18	-19.21	-18.66	-28.44	-28.44
Birmingham, AL	Ozone	Maintenance	100	0.00	0.51	10.36	11.16	11.29	11.11	11.18	10.91	11.17	10.59	10.59
Birmingham, AL	PM _{2.5}	Nonattainment	100	0.00	0.51	10.36	11.16	11.29	11.11	11.18	10.91	11.17	10.59	10.59
Boise-Northern Ada County, ID	CO	Maintenance	100	0.00	0.31	4.03	4.40	4.42	4.40	4.45	4.36	4.45	4.36	4.36
Boise-Northern Ada County, ID	PM ₁₀	Maintenance	100	0.00	0.31	4.03	4.40	4.42	4.40	4.45	4.36	4.45	4.36	4.36
Bonner County (Sandpoint), ID	PM ₁₀	Moderate	100	0.00	0.01	0.11	0.12	0.13	0.12	0.13	0.12	0.13	0.12	0.12
Boston, MA	CO	Maintenance	100	0.00	0.30	3.84	4.19	4.21	4.19	4.24	4.15	4.24	4.15	4.15
Boston-Lawrence-Worcester (eastern MA), MA	Ozone	Moderate	50	0.00	2.00	25.59	27.96	28.06	27.93	28.26	27.70	28.26	27.70	27.70
Boston-Manchester-Portsmouth (southeast NH), NH	Ozone	Moderate	50	0.00	0.32	4.10	4.48	4.50	4.48	4.53	4.44	4.53	4.44	4.44
Boyd County (part), KY	SO _x	Maintenance	100	0.00	0.01	0.07	0.07	0.08	0.07	0.08	0.07	0.08	0.07	0.07
Buffalo-Niagara Falls, NY	Ozone	Former Subpart 1	50	0.00	0.31	3.93	4.29	4.31	4.29	4.34	4.26	4.34	4.26	4.26
Burlington, NJ	CO	Maintenance	100	0.00	0.00	0.03	0.04	0.04	0.04	0.04	0.04	0.04	0.04	0.04
Butte, MT	PM ₁₀	Moderate	100	0.00	0.01	0.15	0.17	0.17	0.17	0.17	0.17	0.17	0.17	0.17
Canon City, CO	PM ₁₀	Maintenance	100	0.00	0.01	0.13	0.14	0.14	0.14	0.14	0.14	0.14	0.14	0.14
Canton-Massillon, OH	Ozone	Maintenance	100	0.00	-1.20	2.35	1.86	2.26	1.66	1.43	1.18	1.35	-0.30	-0.30
Canton-Massillon, OH	PM _{2.5}	Nonattainment	100	0.00	-1.20	2.35	1.86	2.26	1.66	1.43	1.18	1.35	-0.30	-0.30
Case County, MI	Ozone	Maintenance	100	0.00	0.03	0.42	0.46	0.46	0.46	0.47	0.46	0.47	0.46	0.46

Table D2-27 Emission Changes <u>a/</u> (for Cumulative Impacts) by Nonattainment Area with Alternative Standards for HD Vehicles Fine Particulate Matter (PM _{2.5}) 2050														
Nonattainment Area	Pollutant	Status <u>c/</u>	General Conformity Threshold <u>d/</u>	Emissions Changes for Cumulative Impacts (tons/year)										
				Alt. 1	Alt. 2	Alt. 3	Alt. 4	Alt. 6A	Alt. 5	Alt. 6 <u>b/</u>	Alt. 7	Alt. 6B	Alt. 8	
				No Action	Engine Only	Class 8 Tractors	Engines & Classes 7-8 Tractors	15% below Preferred Alternative Stringency	Engines, Classes 7-8 Tractors, & Classes 2b-3	Engines, Tractors, & Classes 2b-8	Engines, Tractors, & Trucks, & Trailers	20% above Preferred Alternative Stringency	Accelerated Hybrid Adoption	
Center Township (Morgan County), OH	SO _x	Maintenance	100	0.00	0.00	0.01	0.01	0.01	0.01	0.01	0.01	0.01	0.01	0.01
Central Steptoe Valley (White Pine County), NV	SO _x	Maintenance	100	0.00	0.00	0.01	0.01	0.01	0.01	0.01	0.01	0.01	0.01	0.01
Charleston, WV	Ozone	Maintenance	100	0.00	0.34	4.35	4.75	4.77	4.75	4.80	4.71	4.80	4.71	4.71
Charleston, WV	PM _{2.5}	Nonattainment	100	0.00	0.34	4.35	4.75	4.77	4.75	4.80	4.71	4.80	4.71	4.71
Charlotte, NC	CO	Maintenance	100	0.00	0.40	5.06	5.52	5.54	5.52	5.58	5.47	5.58	5.47	5.47
Charlotte-Gastonia-Rock Hill, NC-SC	Ozone	Moderate	50	0.00	0.90	11.51	12.58	12.63	12.57	12.71	12.46	12.71	12.46	12.46
Chattanooga, TN-GA-AL	PM _{2.5}	Nonattainment	100	0.00	0.30	3.90	4.26	4.28	4.26	4.31	4.22	4.31	4.22	4.22
Chattanooga, TN-GA	Ozone	Former Subpart 1	50	0.00	0.29	3.70	4.04	4.05	4.04	4.08	4.00	4.08	4.00	4.00
Chicago-Gary-Lake County, IL-IN	Ozone	Moderate	50	0.00	-16.40	97.76	94.48	101.64	91.01	87.77	82.17	86.43	56.47	56.47
Chicago-Gary-Lake County, IL-IN	PM _{2.5}	Nonattainment	100	0.00	-16.40	97.76	94.48	101.64	91.01	87.77	82.17	86.43	56.47	56.47
Chico, CA	CO	Maintenance	100	0.00	0.12	1.57	1.72	1.72	1.72	1.73	1.70	1.73	1.70	1.70
Chico, CA	Ozone	Former Subpart 1	50	0.00	0.12	1.57	1.72	1.72	1.72	1.73	1.70	1.73	1.70	1.70
Cincinnati-Hamilton, OH-KY-IN	Ozone	Former Subpart 1	50	0.00	2.34	29.96	32.73	32.86	32.70	33.08	32.43	33.08	32.43	32.43
Cincinnati-Hamilton, OH-KY-IN	PM _{2.5}	Nonattainment	100	0.00	2.34	29.96	32.73	32.86	32.70	33.08	32.43	33.08	32.43	32.43
Clairton & 4 Boroughs, PA	PM ₁₀	Maintenance	100	0.00	0.00	0.05	0.05	0.05	0.05	0.05	0.05	0.05	0.05	0.05
Clark County, NV	PM ₁₀	Serious	70	0.00	0.10	1.31	1.44	1.44	1.44	1.45	1.42	1.45	1.42	1.42
Clarksville-Hopkinsville, TN-KY	Ozone	Maintenance	100	0.00	0.19	2.47	2.70	2.71	2.69	2.72	2.67	2.72	2.67	2.67
Clearfield and Indiana Counties, PA	Ozone	Maintenance	100	0.00	0.16	2.06	2.25	2.26	2.25	2.27	2.23	2.27	2.23	2.23
Cleveland, OH	CO	Maintenance	100	0.00	0.45	5.79	6.32	6.35	6.32	6.39	6.26	6.39	6.26	6.26
Cleveland-Akron-Lorain, OH	Ozone	Maintenance	100	0.00	3.05	38.98	42.59	42.75	42.55	43.04	42.19	43.04	42.20	42.20
Cleveland-Akron-Lorain, OH	PM _{2.5}	Nonattainment	100	0.00	3.05	38.98	42.59	42.75	42.55	43.04	42.19	43.04	42.20	42.20
Coachella Valley, CA	PM ₁₀	Serious	70	0.00	0.19	2.48	2.71	2.72	2.70	2.73	2.68	2.73	2.68	2.68
Colbert County, AL	SO _x	Maintenance	100	0.00	0.03	0.35	0.38	0.38	0.38	0.38	0.38	0.38	0.38	0.38
Colorado Springs, CO	CO	Maintenance	100	0.00	0.21	2.69	2.94	2.95	2.94	2.97	2.92	2.97	2.92	2.92
Columbia Falls, MT	PM ₁₀	Moderate	100	0.00	0.00	0.04	0.05	0.05	0.05	0.05	0.05	0.05	0.05	0.05
Columbia, SC	Ozone	Former Subpart 1	50	0.00	0.41	5.30	5.80	5.82	5.79	5.86	5.74	5.86	5.74	5.74
Columbus, OH	Ozone	Maintenance	100	0.00	2.26	28.87	31.54	31.66	31.51	31.88	31.25	31.88	31.25	31.25
Columbus, OH	PM _{2.5}	Nonattainment	100	0.00	2.26	28.87	31.54	31.66	31.51	31.88	31.25	31.88	31.25	31.25
Conewango Township (Warren County), PA	SO _x	Maintenance	100	0.00	-0.01	0.00	0.00	0.00	0.00	-0.01	-0.01	-0.01	-0.02	-0.02
Coso Junction, CA	PM ₁₀	Moderate	100	0.00	0.00	0.00	0.00	0.00	0.00	0.00	0.00	0.00	0.00	0.00
Cuyahoga County, OH	PM ₁₀	Maintenance	100	0.00	0.83	10.67	11.66	11.71	11.65	11.79	11.55	11.79	11.55	11.55
Cuyahoga County, OH	SO _x	Maintenance	100	0.00	0.83	10.67	11.66	11.71	11.65	11.79	11.55	11.79	11.55	11.55
Dallas-Fort Worth, TX	Ozone	Moderate	50	0.00	2.22	28.39	31.02	31.14	30.99	31.35	30.73	31.35	30.74	30.74
Dayton-Springfield, OH	Ozone	Maintenance	100	0.00	0.92	11.74	12.82	12.87	12.81	12.96	12.71	12.96	12.71	12.71
Dayton-Springfield, OH	PM _{2.5}	Nonattainment	100	0.00	0.92	11.74	12.82	12.87	12.81	12.96	12.71	12.96	12.71	12.71
Denver Metro, CO	PM ₁₀	Maintenance	100	0.00	-10.58	0.03	-5.40	-2.43	-6.89	-8.85	-10.38	-9.44	-21.70	-21.70
Denver-Boulder, CO	CO	Maintenance	100	0.00	-10.63	-0.60	-6.09	-3.12	-7.57	-9.55	-11.07	-10.14	-22.38	-22.38
Denver-Boulder-Greeley-Fort Collins-Loveland, CO	Ozone	Former Subpart 1	50	0.00	-10.32	3.40	-1.72	1.27	-3.21	-5.14	-6.74	-5.72	-18.06	-18.06
Detroit, MI	CO	Maintenance	100	0.00	-6.93	4.86	1.56	3.64	0.53	-0.77	-1.93	-1.18	-9.75	-9.75
Detroit-Ann Arbor, MI	Ozone	Maintenance	100	0.00	-1.41	83.57	87.24	89.82	86.04	85.62	82.65	85.18	74.18	74.18
Detroit-Ann Arbor, MI	PM _{2.5}	Nonattainment	100	0.00	-1.41	83.57	87.24	89.82	86.04	85.62	82.65	85.18	74.18	74.18
Door County, WI	Ozone	Former Subpart 1	50	0.00	0.03	0.34	0.38	0.38	0.38	0.38	0.37	0.38	0.37	0.37
Douglas (Cochise County), AZ	PM ₁₀	Moderate	100	0.00	0.03	0.42	0.46	0.46	0.46	0.46	0.45	0.46	0.45	0.45

Table D2-27 Emission Changes <u>a/</u> (for Cumulative Impacts) by Nonattainment Area with Alternative Standards for HD Vehicles Fine Particulate Matter (PM _{2.5}) 2050														
Nonattainment Area	Pollutant	Status <u>c/</u>	General Conformity Threshold <u>d/</u>	Emissions Changes for Cumulative Impacts (tons/year)										
				Alt. 1	Alt. 2	Alt. 3	Alt. 4	Alt. 6A	Alt. 5	Alt. 6 <u>b/</u>	Alt. 7	Alt. 6B	Alt. 8	
				No Action	Engine Only	Class 8 Tractors	Engines & Classes 7-8 Tractors	15% below Preferred Alternative Stringency	Engines, Classes 7-8 Tractors, & Classes 2b-3	Engines, Tractors, & Classes 2b-8	Engines, Tractors, & Truck, & Trailers	20% above Preferred Alternative Stringency	Accelerated Hybrid Adoption	
Douglas (Cochise County), AZ	SO _x	Maintenance	100	0.00	0.03	0.42	0.46	0.46	0.46	0.46	0.46	0.45	0.46	0.45
Duluth, MN	CO	Maintenance	100	0.00	0.04	0.49	0.54	0.54	0.54	0.53	0.54	0.53	0.54	0.53
Eagle River, AK	PM ₁₀	Moderate	100	0.00	0.00	0.03	0.03	0.03	0.03	0.03	0.03	0.03	0.03	0.03
East Chicago, IN	CO	Maintenance	100	0.00	0.11	1.43	1.56	1.57	1.56	1.58	1.55	1.58	1.58	1.55
East Chicago, IN	PM ₁₀	Maintenance	100	0.00	-20.90	-21.72	-33.58	-28.28	-36.27	-40.11	-42.41	-41.18	-62.95	-62.95
East Helena Area (Lewis and Clark County), MT	SO _x	Nonattainment	100	0.00	0.00	0.01	0.01	0.01	0.01	0.01	0.01	0.01	0.01	0.01
El Paso County, TX	PM ₁₀	Moderate	100	0.00	-6.24	-5.51	-9.00	-7.39	-9.81	-10.96	-11.68	-11.29	-17.89	-17.89
El Paso, TX	CO	Maintenance	100	0.00	0.01	0.09	0.10	0.10	0.10	0.10	0.10	0.10	0.10	0.10
Erie, PA	Ozone	Maintenance	100	0.00	0.13	1.76	1.92	1.93	1.92	1.94	1.90	1.94	1.94	1.89
Essex County (Whiteface Mountain), NY	Ozone	Former Subpart 1	50	0.00	0.00	0.01	0.01	0.01	0.01	0.01	0.01	0.01	0.01	0.01
Eugene-Springfield, OR	CO	Maintenance	100	0.00	0.19	2.47	2.69	2.70	2.69	2.72	2.67	2.72	2.72	2.67
Eugene-Springfield, OR	PM ₁₀	Moderate	100	0.00	0.19	2.47	2.69	2.70	2.69	2.72	2.67	2.72	2.72	2.67
Evansville, IN	Ozone	Maintenance	100	0.00	0.41	5.30	5.79	5.81	5.78	5.85	5.73	5.85	5.85	5.74
Evansville, IN	PM _{2.5}	Nonattainment	100	0.00	0.41	5.30	5.79	5.81	5.78	5.85	5.73	5.85	5.85	5.74
Fairbanks, AK	CO	Maintenance	100	0.00	0.01	0.10	0.11	0.11	0.11	0.11	0.11	0.11	0.11	0.11
Fayetteville, NC	Ozone	Former Subpart 1	50	0.00	0.13	1.72	1.88	1.89	1.88	1.90	1.87	1.90	1.87	1.87
Flathead County; Whitefish and vicinity, MT	PM ₁₀	Moderate	100	0.00	0.00	0.05	0.06	0.06	0.06	0.06	0.06	0.06	0.06	0.06
Flint, MI	Ozone	Maintenance	100	0.00	-0.05	4.54	4.75	4.89	4.69	4.67	4.52	4.65	4.65	4.09
Follansbee, WV	PM ₁₀	Maintenance	100	0.00	0.00	0.00	0.00	0.00	0.00	0.00	0.00	0.00	0.00	0.00
Fort Collins, CO	CO	Maintenance	100	0.00	0.07	0.92	1.01	1.01	1.01	1.02	1.00	1.02	1.02	1.00
Fort Hall Reservation, ID	PM ₁₀	Moderate	100	0.00	0.00	0.00	0.00	0.00	0.00	0.00	0.00	0.00	0.00	0.00
Fort Wayne, IN	Ozone	Maintenance	100	0.00	0.24	3.13	3.42	3.44	3.42	3.46	3.39	3.46	3.46	3.39
Franklin County, PA	Ozone	Maintenance	100	0.00	0.11	1.47	1.61	1.61	1.60	1.62	1.59	1.62	1.62	1.59
Franklin Township (Coshocton County), OH	SO _x	Maintenance	100	0.00	0.00	0.01	0.01	0.01	0.01	0.01	0.01	0.01	0.01	0.01
Frederick County, VA	Ozone	Former Subpart 1	50	0.00	0.07	0.88	0.96	0.97	0.96	0.97	0.95	0.97	0.97	0.95
Fredericksburg, VA	Ozone	Maintenance	100	0.00	0.14	1.83	2.00	2.00	1.99	2.02	1.98	2.02	2.02	1.98
Freehold, NJ	CO	Maintenance	100	0.00	0.00	0.05	0.05	0.05	0.05	0.05	0.05	0.05	0.05	0.05
Fresno, CA	CO	Maintenance	100	0.00	0.23	2.91	3.18	3.20	3.18	3.22	3.15	3.22	3.22	3.15
Grand Rapids, MI	Ozone	Maintenance	100	0.00	0.67	8.57	9.36	9.40	9.35	9.46	9.27	9.46	9.27	9.27
Granite City, Nameoki Townships, IL	PM ₁₀	Maintenance	100	0.00	-0.01	0.27	0.28	0.29	0.27	0.27	0.26	0.27	0.27	0.22
Grant County, NM	SO _x	Maintenance	100	0.00	0.00	0.02	0.02	0.02	0.02	0.02	0.02	0.02	0.02	0.02
Grants Pass, OR	CO	Maintenance	100	0.00	0.02	0.21	0.23	0.23	0.23	0.23	0.23	0.23	0.23	0.23
Grants Pass, OR	PM ₁₀	Maintenance	100	0.00	0.02	0.21	0.23	0.23	0.23	0.23	0.23	0.23	0.23	0.23
Great Falls, MT	CO	Maintenance	100	0.00	0.01	0.12	0.13	0.13	0.13	0.13	0.13	0.13	0.13	0.13
Greater Connecticut, CT	Ozone	Moderate	50	0.00	0.39	4.96	5.42	5.44	5.42	5.48	5.37	5.48	5.37	5.37
Greeley, CO	CO	Maintenance	100	0.00	0.06	0.73	0.80	0.80	0.80	0.80	0.79	0.80	0.80	0.79
Green Bay, WI	SO _x	Maintenance	100	0.00	0.07	0.86	0.94	0.94	0.94	0.95	0.93	0.95	0.93	0.93
Greene County, IN	Ozone	Maintenance	100	0.00	0.03	0.42	0.46	0.46	0.46	0.46	0.45	0.46	0.46	0.45
Greene County, PA	Ozone	Maintenance	100	0.00	0.02	0.25	0.28	0.28	0.28	0.28	0.27	0.28	0.28	0.27
Greensboro-Winston Salem-High Point, NC	Ozone	Marginal	50	0.00	1.15	14.72	16.08	16.14	16.07	16.25	15.93	16.25	16.25	15.93
Greensboro-Winston salem-High Point, NC	PM _{2.5}	Nonattainment	100	0.00	1.15	14.72	16.08	16.14	16.07	16.25	15.93	16.25	16.25	15.93
Greenville-Spartanburg-Anderson, SC	Ozone	Former Subpart 1	50	0.00	0.54	6.92	7.56	7.59	7.56	7.64	7.49	7.64	7.49	7.49
Groveland Township (Tazewell County), IL	SO _x	Maintenance	100	0.00	0.01	0.19	0.21	0.21	0.21	0.21	0.21	0.21	0.21	0.21

Table D2-27 Emission Changes <u>a/</u> (for Cumulative Impacts) by Nonattainment Area with Alternative Standards for HD Vehicles Fine Particulate Matter (PM _{2.5}) 2050														
Nonattainment Area	Pollutant	Status <u>c/</u>	General Conformity Threshold <u>d/</u>	Emissions Changes for Cumulative Impacts (tons/year)										
				Alt. 1	Alt. 2	Alt. 3	Alt. 4	Alt. 6A	Alt. 5	Alt. 6 <u>b/</u>	Alt. 7	Alt. 6B	Alt. 8	
				No Action	Engine Only	Class 8 Tractors	Engines & Classes 7-8 Tractors	15% below Preferred Alternative Stringency	Engines, Classes 7-8 Tractors, & Classes 2b-3	Engines, Tractors, & Classes 2b-8	Engines, Tractors, & Trucks, & Trailers	20% above Preferred Alternative Stringency	Accelerated Hybrid Adoption	
Hancock-Knox-Lincoln-Waldo Counties, ME	Ozone	Maintenance	100	0.00	0.06	0.81	0.89	0.89	0.89	0.89	0.90	0.88	0.90	0.88
Harrisburg-Lebanon-Carlisle, PA	Ozone	Maintenance	100	0.00	1.24	15.81	17.28	17.34	17.34	17.26	17.46	17.12	17.46	17.12
Harrisburg-Lebanon-Carlisle, PA	PM _{2.5}	Nonattainment	100	0.00	1.24	15.81	17.28	17.34	17.34	17.26	17.46	17.12	17.46	17.12
Hartford-New Britain-Middletown, CT	CO	Maintenance	100	0.00	0.26	3.39	3.70	3.72	3.70	3.70	3.74	3.67	3.74	3.67
Hayden (Pinal County), AZ	SO _x	Nonattainment	100	0.00	0.00	0.06	0.07	0.07	0.07	0.07	0.07	0.07	0.07	0.07
Hayden/Miami, AZ	PM ₁₀	Moderate	100	0.00	0.02	0.22	0.24	0.24	0.24	0.24	0.24	0.24	0.24	0.24
Haywood and Swain Counties (Great Smoky Mountain NP), NC	Ozone	Maintenance	100	0.00	0.00	0.04	0.05	0.05	0.05	0.05	0.05	0.05	0.05	0.05
Hazelwood, PA	SO _x	Maintenance	100	0.00	0.01	0.17	0.18	0.19	0.18	0.19	0.19	0.18	0.19	0.18
Hickory, NC	PM _{2.5}	Nonattainment	100	0.00	0.07	0.95	1.04	1.04	1.04	1.04	1.05	1.03	1.05	1.03
Hickory-Morgantown-Lenoir, NC	Ozone	Former Subpart 1	50	0.00	0.14	1.74	1.90	1.91	1.90	1.92	1.92	1.88	1.92	1.88
Hollis Township, IL	SO _x	Maintenance	100	0.00	0.00	0.02	0.02	0.02	0.02	0.02	0.02	0.02	0.02	0.02
Houston-Galveston-Brazoria, TX	Ozone	Severe	25	0.00	-84.64	-68.90	-115.94	-93.98	-127.03	-127.03	-142.63	-152.58	-147.04	-237.34
Humphreys County, TN	SO _x	Maintenance	100	0.00	0.01	0.07	0.07	0.07	0.07	0.07	0.08	0.07	0.08	0.07
Huntington-Ashland, WV-KY-OH	PM _{2.5}	Nonattainment	100	0.00	-11.28	-10.41	-16.74	-13.85	-18.21	-18.21	-20.28	-21.57	-20.86	-32.76
Huntington-Ashland, WV-KY	Ozone	Maintenance	100	0.00	-11.37	-11.54	-17.97	-15.08	-19.43	-19.43	-21.52	-22.79	-22.11	-33.98
Huron County, MI	Ozone	Maintenance	100	0.00	0.02	0.27	0.29	0.29	0.29	0.29	0.30	0.29	0.30	0.29
Imperial County, CA	Ozone	Moderate	50	0.00	0.11	1.39	1.52	1.52	1.52	1.51	1.53	1.50	1.53	1.50
Imperial Valley, CA	PM ₁₀	Serious	70	0.00	0.11	1.36	1.48	1.49	1.49	1.48	1.50	1.47	1.50	1.47
Indian Wells, CA	PM ₁₀	Maintenance	100	0.00	0.01	0.15	0.17	0.17	0.17	0.17	0.17	0.16	0.17	0.16
Indianapolis, IN	CO	Maintenance	100	0.00	2.41	30.86	33.71	33.84	33.84	33.69	34.07	33.40	34.08	33.41
Indianapolis, IN	Ozone	Maintenance	100	0.00	2.41	30.86	33.71	33.84	33.84	33.69	34.07	33.40	34.08	33.41
Indianapolis, IN	PM _{2.5}	Nonattainment	100	0.00	2.41	30.86	33.71	33.84	33.84	33.69	34.07	33.40	34.08	33.41
Jackson County, IN	Ozone	Maintenance	100	0.00	0.07	0.87	0.95	0.95	0.95	0.95	0.96	0.94	0.96	0.94
Jamestown, NY	Ozone	Former Subpart 1	50	0.00	0.07	1.05	1.14	1.15	1.15	1.14	1.15	1.12	1.15	1.11
Jefferson County, NY	Ozone	Moderate	50	0.00	0.05	0.70	0.76	0.76	0.76	0.76	0.77	0.75	0.77	0.75
Jefferson County, OH	PM ₁₀	Maintenance	100	0.00	0.00	0.05	0.05	0.05	0.05	0.05	0.05	0.05	0.05	0.05
Johnson City-Kingsport-Bristol, TN	Ozone	Former Subpart 1	50	0.00	0.12	1.55	1.70	1.70	1.70	1.69	1.71	1.68	1.71	1.68
Johnstown, PA	Ozone	Maintenance	100	0.00	0.07	0.92	1.00	1.00	1.00	1.00	1.01	0.99	1.01	0.99
Johnstown, PA	PM _{2.5}	Nonattainment	100	0.00	0.07	0.92	1.00	1.00	1.00	1.00	1.01	0.99	1.01	0.99
Juneau, AK	PM ₁₀	Moderate	100	0.00	0.00	0.04	0.05	0.05	0.05	0.05	0.05	0.05	0.05	0.05
Kalamazoo-Battle Creek, MI	Ozone	Maintenance	100	0.00	0.38	4.92	5.37	5.39	5.39	5.37	5.43	5.32	5.43	5.32
Kalispell, MT	PM ₁₀	Moderate	100	0.00	0.02	0.22	0.24	0.24	0.24	0.24	0.24	0.24	0.24	0.24
Kent and Queen Annes Counties, MD	Ozone	Maintenance	100	0.00	0.04	0.50	0.54	0.54	0.54	0.54	0.55	0.54	0.55	0.54
Kent, WA	PM ₁₀	Maintenance	100	0.00	0.01	0.16	0.18	0.18	0.18	0.18	0.18	0.18	0.18	0.18
Kern County (Eastern Kern), CA	Ozone	Former Subpart 1	50	0.00	0.03	0.39	0.43	0.43	0.43	0.43	0.43	0.42	0.43	0.42
Kewaunee County, WI	Ozone	Maintenance	100	0.00	0.02	0.22	0.24	0.24	0.24	0.24	0.24	0.24	0.24	0.24
King County, WA	PM ₁₀	Maintenance	100	0.00	0.00	0.06	0.07	0.07	0.07	0.07	0.07	0.07	0.07	0.07
Klamath Falls, OR	CO	Maintenance	100	0.00	0.04	0.51	0.56	0.56	0.56	0.56	0.56	0.55	0.56	0.55
Klamath Falls, OR	PM ₁₀	Maintenance	100	0.00	0.04	0.51	0.56	0.56	0.56	0.56	0.56	0.55	0.56	0.55
Knoxville, TN	Ozone	Former Subpart 1	50	0.00	1.58	20.16	22.03	22.11	22.11	22.01	22.26	21.83	22.26	21.83
Knoxville, TN	PM _{2.5}	Nonattainment	100	0.00	1.58	20.16	22.03	22.11	22.11	22.01	22.26	21.83	22.26	21.83
La Porte County, IN	SO _x	Maintenance	100	0.00	0.03	0.42	0.46	0.46	0.46	0.46	0.47	0.46	0.47	0.46
LaGrande, OR	PM ₁₀	Maintenance	100	0.00	0.01	0.08	0.09	0.09	0.09	0.09	0.09	0.08	0.09	0.08

Table D2-27 Emission Changes <u>a/</u> (for Cumulative Impacts) by Nonattainment Area with Alternative Standards for HD Vehicles Fine Particulate Matter (PM _{2.5}) 2050													
Nonattainment Area	Pollutant	Status <u>c/</u>	General Conformity Threshold <u>d/</u>	Emissions Changes for Cumulative Impacts (tons/year)									
				Alt. 1	Alt. 2	Alt. 3	Alt. 4	Alt. 6A	Alt. 5	Alt. 6 <u>b/</u>	Alt. 7	Alt. 6B	Alt. 8
				No Action	Engine Only	Class 8 Tractors	Engines & Classes 7-8 Tractors	15% below Preferred Alternative Stringency	Engines, Classes 7-8 Tractors, & Classes 2b-3	Engines, Tractors, & Classes 2b-8	Engines, Tractors, & Trucks, & Trailers	20% above Preferred Alternative Stringency	Accelerated Hybrid Adoption
Lake County, IN	SO _x	Maintenance	100	0.00	0.07	1.96	2.09	2.12	2.08	2.09	2.03	2.08	1.94
Lake County, OH	SO _x	Maintenance	100	0.00	0.02	0.28	0.30	0.30	0.30	0.30	0.30	0.30	0.30
Lake County, OR	PM ₁₀	Maintenance	100	0.00	0.00	0.03	0.03	0.03	0.03	0.03	0.03	0.03	0.03
Lake Tahoe North Shore, CA	CO	Maintenance	100	0.00	0.01	0.11	0.12	0.12	0.12	0.12	0.12	0.12	0.12
Lake Tahoe South Shore, CA	CO	Maintenance	100	0.00	0.02	0.27	0.30	0.30	0.30	0.30	0.30	0.30	0.30
Lake Tahoe, NV	CO	Maintenance	100	0.00	0.00	0.06	0.06	0.06	0.06	0.06	0.06	0.06	0.06
Lamar, CO	PM ₁₀	Maintenance	100	0.00	0.00	0.05	0.05	0.05	0.05	0.05	0.05	0.05	0.05
Lame Deer, MT	PM ₁₀	Moderate	100	0.00	0.00	0.01	0.01	0.01	0.01	0.01	0.01	0.01	0.01
Lancaster, PA	Ozone	Maintenance	100	0.00	0.48	6.18	6.75	6.78	6.75	6.82	6.69	6.82	6.68
Lancaster, PA	PM _{2.5}	Nonattainment	100	0.00	0.48	6.18	6.75	6.78	6.75	6.82	6.69	6.82	6.68
Lane County, OR	PM ₁₀	Moderate	100	0.00	0.00	0.01	0.01	0.01	0.01	0.01	0.01	0.01	0.01
Lansing-East Lansing, MI	Ozone	Maintenance	100	0.00	0.37	4.76	5.20	5.22	5.19	5.25	5.15	5.25	5.15
LaPorte, IN	Ozone	Maintenance	100	0.00	0.09	1.18	1.29	1.29	1.29	1.30	1.27	1.30	1.27
Las Vegas, NV	CO	Serious	100	0.00	0.21	2.64	2.89	2.90	2.89	2.92	2.86	2.92	2.86
Las Vegas, NV	Ozone	Former Subpart 1	50	0.00	0.21	2.64	2.89	2.90	2.89	2.92	2.86	2.92	2.86
Lauderdale County, AL	SO _x	Maintenance	100	0.00	0.04	0.53	0.58	0.58	0.58	0.59	0.58	0.59	0.58
Laurel Area (Yellowstone County), MT	SO _x	Nonattainment	100	0.00	0.00	0.01	0.01	0.01	0.01	0.01	0.01	0.01	0.01
Libby, MT	PM ₁₀	Moderate	100	0.00	0.01	0.07	0.07	0.07	0.07	0.07	0.07	0.07	0.07
Libby, MT	PM _{2.5}	Nonattainment	100	0.00	0.01	0.07	0.07	0.07	0.07	0.07	0.07	0.07	0.07
Liberty-Clairton, PA	PM _{2.5}	Nonattainment	100	0.00	0.00	0.05	0.05	0.05	0.05	0.05	0.05	0.05	0.05
Lima, OH	Ozone	Maintenance	100	0.00	-14.46	-15.05	-23.26	-19.59	-25.11	-27.77	-29.36	-28.51	-43.57
Longmont, CO	CO	Maintenance	100	0.00	0.04	0.47	0.51	0.51	0.51	0.51	0.50	0.51	0.50
Lorain County, OH	SO _x	Maintenance	100	0.00	0.03	0.34	0.37	0.37	0.37	0.37	0.37	0.37	0.37
Los Angeles South Coast Air Basin, CA	CO	Maintenance	100	0.00	-22.12	198.55	197.63	209.03	192.16	187.66	177.89	185.57	137.68
Los Angeles South Coast Air Basin, CA	NO _x	Maintenance	100	0.00	-22.12	198.55	197.63	209.03	192.16	187.66	177.89	185.57	137.68
Los Angeles South Coast Air Basin, CA	Ozone	Extreme	10	0.00	-22.12	198.55	197.63	209.03	192.16	187.66	177.89	185.57	137.68
Los Angeles South Coast Air Basin, CA	PM ₁₀	Serious	70	0.00	-22.12	198.55	197.63	209.03	192.16	187.66	177.89	185.57	137.68
Los Angeles South Coast Air Basin, CA	PM _{2.5}	Nonattainment	100	0.00	-22.12	198.55	197.63	209.03	192.16	187.66	177.89	185.57	137.68
Los Angeles-San Bernardino Counties (western Mohave), CA	Ozone	Moderate	50	0.00	0.19	2.37	2.59	2.60	2.59	2.62	2.57	2.62	2.57
Louisville, KY-IN	Ozone	Maintenance	100	0.00	1.52	19.38	21.18	21.26	21.16	21.40	20.98	21.40	20.98
Louisville, KY-IN	PM _{2.5}	Nonattainment	100	0.00	1.52	19.38	21.18	21.26	21.16	21.40	20.98	21.40	20.98
Lowell, MA	CO	Maintenance	100	0.00	0.05	0.59	0.64	0.64	0.64	0.65	0.63	0.65	0.63
Lucas County, OH	SO _x	Maintenance	100	0.00	-0.09	1.68	1.72	1.79	1.69	1.67	1.60	1.66	1.36
Lyons Township, IL	PM ₁₀	Maintenance	100	0.00	-0.05	0.39	0.38	0.41	0.37	0.36	0.34	0.35	0.25
Macon, GA	Ozone	Maintenance	100	0.00	0.13	1.62	1.77	1.78	1.77	1.79	1.76	1.79	1.76
Macon, GA	PM _{2.5}	Nonattainment	100	0.00	0.13	1.62	1.77	1.78	1.77	1.79	1.76	1.79	1.76
Madison and Page Counties (Shenandoah NP), VA	Ozone	Maintenance	100	0.00	0.00	0.01	0.02	0.02	0.02	0.02	0.02	0.02	0.02
Madison, WI	SO _x	Maintenance	100	0.00	0.17	2.17	2.37	2.38	2.37	2.40	2.35	2.40	2.35
Mammoth Lake, CA	PM ₁₀	Moderate	100	0.00	0.01	0.08	0.08	0.08	0.08	0.08	0.08	0.08	0.08
Manchester, NH	CO	Maintenance	100	0.00	0.03	0.37	0.40	0.40	0.40	0.41	0.40	0.41	0.40
Manitowoc County, WI	Ozone	Former Subpart 1	50	0.00	0.09	1.12	1.22	1.23	1.22	1.24	1.21	1.24	1.21
Marion County, IN	SO _x	Maintenance	100	0.00	0.15	1.98	2.16	2.17	2.16	2.18	2.14	2.18	2.14
Mariposa and Tuolumne Counties (Southern Mountain), CA	Ozone	Former Subpart 1	50	0.00	0.03	0.43	0.47	0.47	0.47	0.47	0.46	0.47	0.46

Nonattainment Area	Pollutant	Status <u>c/</u>	General Conformity Threshold <u>d/</u>	Emissions Changes for Cumulative Impacts (tons/year)									
				Alt. 1	Alt. 2	Alt. 3	Alt. 4	Alt. 6A	Alt. 5	Alt. 6 <u>b/</u>	Alt. 7	Alt. 6B	Alt. 8
				No Action	Engine Only	Class 8 Tractors	Engines & Classes 7-8 Tractors	15% below Preferred Alternative Stringency	Engines, Classes 7-8 Tractors, & Classes 2b-3	Engines, Tractors, & Classes 2b-8	Engines, Tractors, Trucks, & Trailers	20% above Preferred Alternative Stringency	Accelerated Hybrid Adoption
Martinsburg, WV-Hagerstown, MD	PM _{2.5}	Nonattainment	100	0.00	0.17	2.14	2.34	2.35	2.34	2.37	2.32	2.37	2.32
Mason County, MI	Ozone	Maintenance	100	0.00	0.02	0.27	0.29	0.29	0.29	0.30	0.29	0.30	0.29
Medford, OR	CO	Maintenance	100	0.00	0.04	0.49	0.54	0.54	0.54	0.54	0.53	0.54	0.53
Medford-Ashland, OR	PM ₁₀	Maintenance	100	0.00	0.09	1.18	1.29	1.30	1.29	1.31	1.28	1.31	1.28
Memphis, TN-AR	Ozone	Maintenance	100	0.00	-3.88	2.10	0.22	1.36	-0.35	-1.08	-1.71	-1.30	-6.03
Memphis, TN	CO	Maintenance	100	0.00	-3.92	1.51	-0.43	0.71	-1.00	-1.73	-2.35	-1.95	-6.67
Miami (Gila County), AZ	SO _x	Maintenance	100	0.00	0.01	0.15	0.17	0.17	0.17	0.17	0.16	0.17	0.16
Millinocket AQCR 109, ME	SO _x	Maintenance	100	0.00	0.00	0.04	0.04	0.04	0.04	0.04	0.04	0.04	0.04
Milwaukee, WI	SO _x	Maintenance	100	0.00	0.23	3.00	3.28	3.29	3.27	3.31	3.25	3.31	3.25
Milwaukee-Racine, WI	Ozone	Moderate	50	0.00	1.00	12.80	13.99	14.04	13.98	14.14	13.86	14.14	13.86
Minneapolis-St Paul, MN	CO	Maintenance	100	0.00	3.06	39.14	42.77	42.93	42.73	43.22	42.37	43.22	42.38
Minneapolis-St Paul, MN	SO _x	Maintenance	100	0.00	3.06	39.14	42.77	42.93	42.73	43.22	42.37	43.22	42.38
Missoula, MT	CO	Maintenance	100	0.00	0.07	0.87	0.95	0.95	0.95	0.96	0.94	0.96	0.94
Missoula, MT	PM ₁₀	Moderate	100	0.00	0.07	0.87	0.95	0.95	0.95	0.96	0.94	0.96	0.94
Modesto, CA	CO	Maintenance	100	0.00	0.13	1.71	1.87	1.88	1.87	1.89	1.86	1.89	1.86
Mohave County, AZ	PM ₁₀	Maintenance	100	0.00	0.06	0.83	0.90	0.91	0.90	0.91	0.90	0.91	0.90
Mono Basin, CA	PM ₁₀	Moderate	100	0.00	0.00	0.01	0.01	0.01	0.01	0.01	0.01	0.01	0.01
Morenci (Greenlee County), AZ	SO _x	Maintenance	100	0.00	0.00	0.01	0.02	0.02	0.02	0.02	0.02	0.02	0.02
Morristown, NJ	CO	Maintenance	100	0.00	0.01	0.10	0.11	0.11	0.11	0.11	0.11	0.11	0.11
Muhlenberg County, KY	SO _x	Maintenance	100	0.00	0.02	0.20	0.21	0.22	0.21	0.22	0.21	0.22	0.21
Muncie, IN	Ozone	Maintenance	100	0.00	0.07	0.93	1.02	1.02	1.02	1.03	1.01	1.03	1.01
Murray County (Chattahoochee NF), GA	Ozone	Maintenance	100	0.00	0.00	0.04	0.04	0.04	0.04	0.04	0.04	0.04	0.04
Muscatine County, IA	SO _x	Maintenance	100	0.00	0.01	0.17	0.19	0.19	0.19	0.19	0.19	0.19	0.19
Muskegon, MI	Ozone	Maintenance	100	0.00	0.10	1.31	1.43	1.43	1.43	1.44	1.41	1.44	1.41
Nashua, NH	CO	Maintenance	100	0.00	0.02	0.30	0.33	0.33	0.32	0.33	0.32	0.33	0.32
Nashville, TN	Ozone	Former Subpart 1	50	0.00	1.30	16.63	18.17	18.24	18.16	18.37	18.00	18.37	18.01
Nevada County (western part), CA	Ozone	Former Subpart 1	50	0.00	0.04	0.51	0.56	0.56	0.56	0.56	0.55	0.56	0.55
New Haven County, CT	PM ₁₀	Maintenance	100	0.00	0.04	0.56	0.61	0.61	0.61	0.62	0.61	0.62	0.61
New Haven-Meriden-Waterbury, CT	CO	Maintenance	100	0.00	0.20	2.59	2.83	2.84	2.83	2.86	2.81	2.86	2.81
New Manchester-Grant Magisterial District (Hancock County), WV	SO _x	Maintenance	100	0.00	0.00	0.03	0.03	0.03	0.03	0.03	0.03	0.03	0.03
New York County, NY	PM ₁₀	Moderate	100	0.00	0.06	0.95	1.03	1.04	1.03	1.04	1.02	1.04	1.01
New York-N. New Jersey-Long Island, NY-NJ-CT	CO	Maintenance	100	0.00	0.34	58.68	61.94	63.38	61.29	61.23	59.34	61.00	54.81
New York-N. New Jersey-Long Island, NY-NJ-CT	PM _{2.5}	Nonattainment	100	0.00	-1.39	56.77	59.04	60.92	58.17	57.80	55.72	57.48	49.50
New York-northern New Jersey-Long Island, NY-NJ-CT	Ozone	Moderate	50	0.00	-3.02	35.96	36.30	38.08	35.44	34.81	33.19	34.49	26.96
Nogales, AZ	PM ₁₀	Moderate	100	0.00	0.02	0.27	0.30	0.30	0.30	0.30	0.30	0.30	0.30
Norfolk-Virginia Beach-Newport News, VA	Ozone	Maintenance	100	0.00	-15.90	-14.03	-22.93	-18.83	-25.00	-27.93	-29.76	-28.75	-45.59
Ogden, UT	CO	Maintenance	100	0.00	0.03	0.43	0.47	0.47	0.47	0.47	0.46	0.47	0.46
Ogden, UT	PM ₁₀	Moderate	100	0.00	0.03	0.43	0.47	0.47	0.47	0.47	0.46	0.47	0.46
Oglesby, IL	PM ₁₀	Maintenance	100	0.00	0.00	0.02	0.02	0.02	0.02	0.02	0.02	0.02	0.02
Olmsted County, MN	PM ₁₀	Maintenance	100	0.00	0.01	0.12	0.13	0.13	0.13	0.13	0.13	0.13	0.13
Olympia, Tumwater, Lacey, WA	PM ₁₀	Maintenance	100	0.00	0.05	0.69	0.75	0.76	0.75	0.76	0.75	0.76	0.75
Owens Valley, CA	PM ₁₀	Serious	70	0.00	0.00	0.02	0.02	0.02	0.02	0.02	0.02	0.02	0.02
Pagosa Springs, CO	PM ₁₀	Maintenance	100	0.00	0.00	0.00	0.00	0.00	0.00	0.00	0.00	0.00	0.00

Table D2-27 Emission Changes <u>a/</u> (for Cumulative Impacts) by Nonattainment Area with Alternative Standards for HD Vehicles Fine Particulate Matter (PM _{2.5}) 2050													
Nonattainment Area	Pollutant	Status <u>c/</u>	General Conformity Threshold <u>d/</u>	Emissions Changes for Cumulative Impacts (tons/year)									
				Alt. 1	Alt. 2	Alt. 3	Alt. 4	Alt. 6A	Alt. 5	Alt. 6 <u>b/</u>	Alt. 7	Alt. 6B	Alt. 8
				No Action	Engine Only	Class 8 Tractors	Engines & Classes 7-8 Tractors	15% below Preferred Alternative Stringency	Engines, Classes 7-8 Tractors, & Classes 2b-3	Engines, Tractors, & Classes 2b-8	Engines, Tractors, Trucks, & Trailers	20% above Preferred Alternative Stringency	Accelerated Hybrid Adoption
Parkersburg-Marietta, WV-OH	Ozone	Maintenance	100	0.00	0.21	2.68	2.93	2.94	2.92	2.96	2.90	2.96	2.90
Parkersburg-Marietta, WV-OH	PM _{2.5}	Nonattainment	100	0.00	0.21	2.68	2.93	2.94	2.92	2.96	2.90	2.96	2.90
Payson, AZ	PM ₁₀	Maintenance	100	0.00	0.01	0.10	0.11	0.11	0.11	0.11	0.10	0.11	0.10
Penns Grove, NJ	CO	Maintenance	100	0.00	0.00	0.00	0.00	0.00	0.00	0.00	0.00	0.00	0.00
Peoria, IL	SO _x	Maintenance	100	0.00	0.05	0.78	0.85	0.86	0.85	0.85	0.83	0.85	0.82
Perth Amboy, NJ	CO	Maintenance	100	0.00	-1.72	-1.55	-2.51	-2.07	-2.73	-3.05	-3.24	-3.14	-4.95
Philadelphia-Camden County, PA-NJ	CO	Maintenance	100	0.00	0.15	2.04	2.22	2.23	2.22	2.24	2.20	2.24	2.19
Phildelphia-Wilmington, PA-NY-DE	PM _{2.5}	Nonattainment	100	0.00	-23.37	-5.31	-17.58	-11.16	-20.81	-25.14	-28.35	-26.42	-52.89
Phildelphia-Wilmington-Atlantic City, PA-NY-MD-DE	Ozone	Moderate	50	0.00	-22.78	2.46	-9.10	-2.64	-12.33	-16.57	-19.95	-17.85	-44.51
Phoenix, AZ	CO	Maintenance	100	0.00	4.06	51.96	56.77	56.99	56.72	57.37	56.24	57.37	56.24
Phoenix, AZ	PM ₁₀	Serious	70	0.00	4.06	51.96	56.77	56.99	56.72	57.37	56.24	57.37	56.24
Phoenix-Mesa, AZ	Ozone	Former Subpart 1	50	0.00	2.06	26.46	28.91	29.02	28.89	29.22	28.64	29.22	28.64
Pierce County, WA	PM ₁₀	Maintenance	100	0.00	0.00	0.05	0.06	0.06	0.06	0.06	0.06	0.06	0.06
Pinehurst, ID	PM ₁₀	Moderate	100	0.00	0.00	0.01	0.01	0.01	0.01	0.01	0.01	0.01	0.01
Pittsburgh, PA	CO	Maintenance	100	0.00	0.01	0.12	0.13	0.13	0.13	0.13	0.13	0.13	0.13
Pittsburgh-Beaver Valley, PA	Ozone	Former Subpart 1	50	0.00	1.62	20.77	22.69	22.78	22.67	22.93	22.48	22.93	22.48
Pittsburgh-Beaver Valley, PA	PM _{2.5}	Nonattainment	100	0.00	1.62	20.77	22.69	22.78	22.67	22.93	22.48	22.93	22.48
Polk County, TN	SO _x	Maintenance	100	0.00	0.01	0.15	0.16	0.16	0.16	0.17	0.16	0.17	0.16
Polson, MT	PM ₁₀	Moderate	100	0.00	0.00	0.03	0.03	0.03	0.03	0.03	0.03	0.03	0.03
Portland, ME	Ozone	Maintenance	100	0.00	0.37	4.68	5.11	5.13	5.11	5.17	5.06	5.17	5.06
Portland, OR	CO	Maintenance	100	0.00	0.33	5.31	5.76	5.81	5.75	5.80	5.67	5.79	5.58
Portneuf Valley, ID	PM ₁₀	Maintenance	100	0.00	0.02	0.24	0.26	0.26	0.26	0.27	0.26	0.27	0.26
Poughkeepsie, NY	Ozone	Moderate	50	0.00	0.35	4.50	4.92	4.94	4.91	4.97	4.87	4.97	4.87
Presque Isle, ME	PM ₁₀	Maintenance	100	0.00	0.00	0.06	0.07	0.07	0.07	0.07	0.07	0.07	0.07
Providence (entire State), RI	Ozone	Moderate	50	0.00	0.16	2.01	2.19	2.20	2.19	2.22	2.17	2.22	2.17
Provo, UT	CO	Maintenance	100	0.00	0.05	0.61	0.67	0.67	0.67	0.67	0.66	0.67	0.66
Raleigh-Durham, NC	CO	Maintenance	100	0.00	0.68	8.72	9.53	9.57	9.52	9.63	9.44	9.63	9.44
Raleigh-Durham-Chapel Hill, NC	Ozone	Maintenance	100	0.00	1.04	13.30	14.53	14.58	14.51	14.68	14.39	14.68	14.39
Ramsey County, MN	PM ₁₀	Maintenance	100	0.00	0.00	0.01	0.01	0.01	0.01	0.01	0.01	0.01	0.01
Reading, PA	Ozone	Maintenance	100	0.00	0.38	4.97	5.43	5.45	5.43	5.49	5.38	5.49	5.38
Reading, PA	PM _{2.5}	Nonattainment	100	0.00	0.38	4.97	5.43	5.45	5.43	5.49	5.38	5.49	5.38
Reno, NV	CO	Maintenance	100	0.00	0.06	0.82	0.90	0.90	0.90	0.91	0.89	0.91	0.89
Rhineland (Oneida County), WI	SO _x	Maintenance	100	0.00	0.00	0.01	0.01	0.01	0.01	0.01	0.01	0.01	0.01
Richmond-Petersburg, VA	Ozone	Maintenance	100	0.00	0.29	3.85	4.20	4.22	4.20	4.25	4.16	4.25	4.15
Rillito, AZ	PM ₁₀	Moderate	100	0.00	0.02	0.24	0.26	0.26	0.26	0.26	0.26	0.26	0.26
Riverside County (Coachella Valley), CA	Ozone	Severe	25	0.00	0.19	2.48	2.71	2.72	2.70	2.73	2.68	2.73	2.68
Roanoke, VA	Ozone	Former Subpart 1	50	0.00	0.14	1.77	1.93	1.94	1.93	1.95	1.91	1.95	1.91
Rochester (Olmsted County), MN	SO _x	Maintenance	100	0.00	0.04	0.55	0.60	0.60	0.60	0.61	0.60	0.61	0.60
Rochester, NY	Ozone	Former Subpart 1	50	0.00	0.34	4.36	4.77	4.79	4.76	4.82	4.72	4.82	4.72
Rocky Mount, NC	Ozone	Maintenance	100	0.00	0.10	1.27	1.38	1.39	1.38	1.40	1.37	1.40	1.37
Rome, GA	PM _{2.5}	Nonattainment	100	0.00	0.04	0.57	0.62	0.62	0.62	0.63	0.62	0.63	0.62
Ronan, MT	PM ₁₀	Moderate	100	0.00	0.00	0.01	0.01	0.01	0.01	0.01	0.01	0.01	0.01
Rothschild, Rib Mountain, Weston (Marathon County), WI	SO _x	Maintenance	100	0.00	0.00	0.02	0.02	0.02	0.02	0.02	0.02	0.02	0.02

Table D2-27 Emission Changes <u>a/</u> (for Cumulative Impacts) by Nonattainment Area with Alternative Standards for HD Vehicles Fine Particulate Matter (PM _{2.5}) 2050													
Nonattainment Area	Pollutant	Status <u>c/</u>	General Conformity Threshold <u>d/</u>	Emissions Changes for Cumulative Impacts (tons/year)									
				Alt. 1	Alt. 2	Alt. 3	Alt. 4	Alt. 6A	Alt. 5	Alt. 6 <u>b/</u>	Alt. 7	Alt. 6B	Alt. 8
				No Action	Engine Only	Class 8 Tractors	Engines & Classes 7-8 Tractors	15% below Preferred Alternative Stringency	Engines, Classes 7-8 Tractors, & Classes 2b-3	Engines, Tractors, & Classes 2b-8	Engines, Tractors, Trucks, & Trailers	20% above Preferred Alternative Stringency	Accelerated Hybrid Adoption
Sacramento County, CA	PM ₁₀	Moderate	100	0.00	0.56	7.19	7.85	7.88	7.84	7.94	7.78	7.94	7.78
Sacramento Metro, CA	Ozone	Severe	25	0.00	1.00	12.76	13.95	14.00	13.93	14.09	13.82	14.09	13.82
Sacramento, CA	CO	Maintenance	100	0.00	0.60	7.66	8.37	8.40	8.36	8.46	8.29	8.46	8.29
Salem, OR	CO	Maintenance	100	0.00	0.05	0.65	0.71	0.71	0.71	0.71	0.70	0.71	0.70
Salt Lake City, UT	CO	Maintenance	100	0.00	-3.99	-3.70	-5.94	-4.91	-6.45	-7.19	-7.64	-7.39	-11.60
Salt Lake County, UT	PM ₁₀	Moderate	100	0.00	-3.48	2.87	1.24	2.29	0.72	0.07	-0.53	-0.14	-4.49
Salt Lake County, UT	SO _x	Nonattainment	100	0.00	0.57	7.33	8.01	8.04	8.01	8.10	7.94	8.10	7.94
San Antonio, TX	Ozone	Former Subpart 1	50	0.00	0.80	10.23	11.17	11.22	11.17	11.29	11.07	11.29	11.07
San Bernardino County, CA	PM ₁₀	Moderate	100	0.00	0.12	1.55	1.70	1.71	1.70	1.72	1.68	1.72	1.68
San Diego, CA	CO	Maintenance	100	0.00	2.08	26.59	29.05	29.17	29.03	29.37	28.79	29.37	28.79
San Diego, CA	Ozone	Former Subpart 1	50	0.00	2.08	26.59	29.05	29.17	29.03	29.37	28.79	29.37	28.79
San Francisco Bay Area, CA	Ozone	Marginal	50	0.00	-31.91	-16.86	-34.11	-25.60	-38.40	-44.30	-48.35	-46.00	-81.06
San Francisco-Oakland-San Jose, CA	CO	Maintenance	100	0.00	-31.59	-12.82	-29.70	-21.16	-33.99	-39.84	-43.98	-41.54	-76.69
San Joaquin Valley, CA	Ozone	Extreme	10	0.00	5.46	73.35	80.00	80.38	79.89	80.76	79.13	80.75	78.84
San Joaquin Valley, CA	PM ₁₀	Maintenance	100	0.00	5.46	73.35	80.00	80.38	79.89	80.76	79.13	80.75	78.84
San Joaquin Valley, CA	PM _{2.5}	Nonattainment	100	0.00	5.46	73.35	80.00	80.38	79.89	80.76	79.13	80.75	78.84
San Manuel (Pinal County), AZ	SO _x	Maintenance	100	0.00	0.02	0.22	0.24	0.24	0.24	0.24	0.24	0.24	0.24
Sanders County (part);Thompson Falls and vicinity, MT	PM ₁₀	Moderate	100	0.00	0.00	0.00	0.01	0.01	0.01	0.01	0.01	0.01	0.01
Scranton-Wilkes Barre, PA	Ozone	Maintenance	100	0.00	0.42	5.35	5.84	5.87	5.84	5.91	5.79	5.91	5.79
Seattle-Tacoma, WA	CO	Maintenance	100	0.00	1.43	18.25	19.94	20.01	19.92	20.15	19.75	20.15	19.76
Sheboygan, WI	Ozone	Moderate	50	0.00	0.09	1.19	1.30	1.30	1.30	1.31	1.28	1.31	1.28
Sheridan, WY	PM ₁₀	Moderate	100	0.00	0.01	0.14	0.15	0.15	0.15	0.15	0.15	0.15	0.15
Shoshone County, ID	PM ₁₀	Moderate	100	0.00	0.00	0.00	0.00	0.00	0.00	0.00	0.00	0.00	0.00
Somerville, NJ	CO	Maintenance	100	0.00	0.00	0.05	0.05	0.05	0.05	0.05	0.05	0.05	0.05
South Bend-Elkhart, IN	Ozone	Maintenance	100	0.00	0.26	3.36	3.67	3.69	3.67	3.71	3.64	3.71	3.64
Southeast Chicago, IL	PM ₁₀	Maintenance	100	0.00	0.00	1.05	1.10	1.13	1.09	1.08	1.05	1.08	0.96
Spokane County, WA	PM ₁₀	Maintenance	100	0.00	0.14	1.80	1.97	1.97	1.97	1.99	1.95	1.99	1.95
Spokane, WA	CO	Maintenance	100	0.00	0.14	1.78	1.94	1.95	1.94	1.97	1.93	1.97	1.93
Springfield (western MA), MA	Ozone	Moderate	50	0.00	0.44	5.58	6.10	6.12	6.09	6.16	6.04	6.16	6.04
Springfield, MA	CO	Maintenance	100	0.00	0.07	0.85	0.93	0.94	0.93	0.94	0.92	0.94	0.92
St Louis, MO	CO	Maintenance	100	0.00	0.49	6.69	7.30	7.33	7.29	7.36	7.21	7.36	7.18
St Louis, MO-IL	Ozone	Moderate	50	0.00	-63.17	-47.72	-82.62	-66.14	-90.94	-102.60	-110.15	-105.90	-173.71
St. Louis, MO-IL	PM _{2.5}	Nonattainment	100	0.00	-63.18	-47.88	-82.80	-66.32	-91.12	-102.77	-110.32	-106.07	-173.88
State College, PA	Ozone	Maintenance	100	0.00	0.15	1.88	2.05	2.06	2.05	2.08	2.03	2.08	2.03
Steamboat Springs, CO	PM ₁₀	Maintenance	100	0.00	0.01	0.13	0.14	0.14	0.14	0.14	0.14	0.14	0.14
Steubenville & Mingo Junction, OH	SO _x	Maintenance	100	0.00	0.02	0.29	0.32	0.32	0.32	0.32	0.32	0.32	0.32
Steubenville-Weirton, OH-WV	Ozone	Maintenance	100	0.00	-0.03	1.00	1.04	1.08	1.03	1.02	0.98	1.02	0.87
Steubenville-Weirton, OH-WV	PM _{2.5}	Nonattainment	100	0.00	-0.03	1.00	1.04	1.08	1.03	1.02	0.98	1.02	0.87
Stockton, CA	CO	Maintenance	100	0.00	0.19	2.39	2.62	2.63	2.61	2.64	2.59	2.64	2.59
Sutter County (Sutter Buttes), CA	Ozone	Former Subpart 1	50	0.00	0.00	0.00	0.00	0.00	0.00	0.00	0.00	0.00	0.00
Syracuse, NY	CO	Maintenance	100	0.00	0.14	1.75	1.91	1.92	1.91	1.93	1.89	1.93	1.89
Telluride, CO	PM ₁₀	Maintenance	100	0.00	0.00	0.01	0.02	0.02	0.02	0.02	0.01	0.02	0.01
Terre Haute, IN	Ozone	Maintenance	100	0.00	0.07	0.88	0.97	0.97	0.96	0.98	0.96	0.98	0.96

Nonattainment Area	Pollutant	Status ^{c/}	General Conformity Threshold ^{d/}	Emissions Changes for Cumulative Impacts (tons/year)										
				Alt. 1	Alt. 2	Alt. 3	Alt. 4	Alt. 6A	Alt. 5	Alt. 6 ^{b/}	Alt. 7	Alt. 6B	Alt. 8	
				No Action	Engine Only	Class 8 Tractors	Engines & Classes 7-8 Tractors	15% below Preferred Alternative Stringency	Engines, Classes 7-8 Tractors, & Classes 2b-3	Engines, Tractors, & Classes 2b-8	Engines, Tractors, & Trailers	20% above Preferred Alternative Stringency	Accelerated Hybrid Adoption	
Tioga County, PA	Ozone	Maintenance	100	0.00	0.03	0.40	0.43	0.44	0.44	0.43	0.44	0.43	0.44	0.43
Toledo, OH	Ozone	Maintenance	100	0.00	-15.04	-12.60	-20.98	-17.09	-22.95	-25.72	-27.48	-26.50	-42.50	
Toms River, NJ	CO	Maintenance	100	0.00	0.02	0.21	0.23	0.23	0.23	0.23	0.23	0.23	0.23	
Tooele County, UT	SO _x	Nonattainment	100	0.00	0.05	0.62	0.67	0.67	0.67	0.68	0.67	0.68	0.67	
Trenton, NJ	CO	Maintenance	100	0.00	0.04	0.54	0.59	0.59	0.59	0.59	0.58	0.59	0.58	
Trona, CA	PM ₁₀	Moderate	100	0.00	0.00	0.01	0.01	0.01	0.01	0.01	0.01	0.01	0.01	
Tucson, AZ	CO	Maintenance	100	0.00	0.35	4.43	4.84	4.86	4.84	4.89	4.80	4.89	4.80	
Utah County, UT	PM ₁₀	Moderate	100	0.00	0.14	1.75	1.92	1.92	1.91	1.94	1.90	1.94	1.90	
Vancouver, WA	CO	Maintenance	100	0.00	0.16	2.05	2.24	2.25	2.24	2.27	2.22	2.27	2.22	
Ventura County, CA	Ozone	Serious	50	0.00	0.20	2.75	2.99	3.01	2.99	3.02	2.96	3.02	2.94	
Vermillion County, IN	PM ₁₀	Maintenance	100	0.00	0.01	0.07	0.08	0.08	0.08	0.08	0.08	0.08	0.08	
Vigo County, IN	SO _x	Maintenance	100	0.00	0.07	0.88	0.97	0.97	0.96	0.98	0.96	0.98	0.96	
Wallula, WA	PM ₁₀	Maintenance	100	0.00	0.00	0.00	0.00	0.00	0.00	0.00	0.00	0.00	0.00	
Waltham, MA	CO	Maintenance	100	0.00	0.02	0.27	0.29	0.29	0.29	0.29	0.29	0.29	0.29	
Warren County, NJ	SO _x	Maintenance	100	0.00	0.02	0.28	0.30	0.30	0.30	0.31	0.30	0.31	0.30	
Warren County, PA	SO _x	Nonattainment	100	0.00	-0.01	0.07	0.07	0.08	0.07	0.07	0.07	0.07	0.05	
Washington County (Hagerstown), MD	Ozone	Former Subpart 1	50	0.00	0.07	0.88	0.96	0.96	0.96	0.97	0.95	0.97	0.95	
Washington, DC-MD-VA	CO	Maintenance	100	0.00	2.87	36.75	40.16	40.31	40.12	40.59	39.79	40.59	39.79	
Washington, DC-MD-VA	Ozone	Moderate	50	0.00	2.87	36.75	40.16	40.31	40.12	40.59	39.79	40.59	39.79	
Washington, DC-MD-VA	PM _{2.5}	Nonattainment	100	0.00	2.87	36.75	40.16	40.31	40.12	40.59	39.79	40.59	39.79	
Washoe County, NV	PM ₁₀	Serious	70	0.00	0.06	0.82	0.90	0.90	0.90	0.91	0.89	0.91	0.89	
Waterford Township (Washington County), OH	SO _x	Maintenance	100	0.00	0.00	0.05	0.05	0.05	0.05	0.05	0.05	0.05	0.05	
Wayne County, IN	SO _x	Maintenance	100	0.00	0.05	0.59	0.64	0.64	0.64	0.65	0.64	0.65	0.64	
Wayne County, MI	PM ₁₀	Maintenance	100	0.00	-7.92	-7.80	-12.28	-10.25	-13.30	-14.76	-15.64	-15.16	-23.47	
Weirton, WV	PM ₁₀	Maintenance	100	0.00	0.01	0.08	0.09	0.09	0.09	0.09	0.09	0.09	0.09	
Weirton, WV	SO _x	Maintenance	100	0.00	0.01	0.08	0.09	0.09	0.09	0.09	0.09	0.09	0.09	
Wheeling, WV-OH	Ozone	Maintenance	100	0.00	0.21	2.72	2.97	2.99	2.97	3.01	2.95	3.01	2.95	
Wheeling, WV-OH	PM _{2.5}	Nonattainment	100	0.00	0.21	2.72	2.97	2.99	2.97	3.01	2.95	3.01	2.95	
Winston-Salem, NC	CO	Maintenance	100	0.00	0.20	2.52	2.76	2.77	2.76	2.79	2.73	2.79	2.73	
Worcester, MA	CO	Maintenance	100	0.00	0.11	1.36	1.49	1.50	1.49	1.51	1.48	1.51	1.48	
Yakima County, WA	PM ₁₀	Maintenance	100	0.00	0.04	0.54	0.59	0.60	0.59	0.60	0.59	0.60	0.59	
Yakima, WA	CO	Maintenance	100	0.00	0.02	0.26	0.28	0.28	0.28	0.28	0.28	0.28	0.28	
York, PA	Ozone	Maintenance	100	0.00	0.39	5.04	5.51	5.53	5.50	5.56	5.45	5.56	5.46	
York, PA	PM _{2.5}	Nonattainment	100	0.00	0.39	5.04	5.51	5.53	5.50	5.56	5.45	5.56	5.46	
Youngstown-Warren-Sharon, OH-PA	Ozone	Maintenance	100	0.00	0.42	5.34	5.83	5.85	5.82	5.89	5.78	5.89	5.78	
Yuma, AZ	PM ₁₀	Moderate	100	0.00	0.10	1.26	1.38	1.38	1.38	1.39	1.37	1.39	1.37	

^{a/} Negative emissions changes indicate reductions; positive emissions changes are increases. Values of less than 0.005 tons/year are rounded to zero.

^{b/} Preferred Alternative

^{c/} Pollutants for which the area is designated nonattainment or maintenance as of 2010. Source: 40 CFR 81.

^{d/} Emissions thresholds in tons/year of: CO in CO maintenance and nonattainment areas; VOC or NO_x in ozone maintenance and nonattainment areas; primary PM_{2.5} in PM_{2.5} maintenance and nonattainment areas; primary PM₁₀ in PM₁₀ maintenance and nonattainment areas; and SO₂ in SO₂ maintenance and nonattainment areas. Source: 40 CFR § 93.153. These thresholds are provided for information only; a general conformity determination is not required for the proposed actions. (See section 3.3.1.)

Source: EPA (U.S. Environmental Protection Agency). 2010. The Green Book Nonattainment Areas. Washington, District of Columbia. Last Revised: June 16, 2010. U.S. Environmental Protection Agency. Available: <http://www.epa.gov/oaqps001/greenbk/>. Accessed: August 6, 2010.

Table D2-28 Emission Changes <u>a/</u> (for Cumulative Impacts) by Nonattainment Area with Alternative Standards for HD Vehicles Sulfur Dioxide (SO ₂) 2018														
Nonattainment Area	Pollutant	Status <u>c/</u>	General Conformity Threshold <u>d/</u>	Emissions Changes for Cumulative Impacts (tons/year)										
				Alt. 1	Alt. 2	Alt. 3	Alt. 4	Alt. 6A	Alt. 5	Alt. 6 <u>b/</u>	Alt. 7	Alt. 6B	Alt. 8	
				No Action	Engine Only	Class 8 Tractors	Engines & Classes 7-8 Tractors	15% below Preferred Alternative Stringency	Engines, Classes 7-8 Tractors, & Classes 2b-3	Engines, Tractors, & Classes 2b-8	Engines, Tractors, & Trucks, & Trailers	20% above Preferred Alternative Stringency	Accelerated Hybrid Adoption	
Addison Township (Gallia County), OH	SO _x	Maintenance	100	0.00	0.00	0.00	0.00	0.00	0.00	0.00	0.00	0.00	0.00	0.00
Ajo (Pima County), AZ	PM ₁₀	Moderate	100	0.00	0.00	0.00	0.00	0.00	0.00	0.00	0.00	0.00	0.00	-0.01
Ajo (Pima County), AZ	SO _x	Maintenance	100	0.00	0.00	0.00	0.00	0.00	0.00	0.00	0.00	0.00	0.00	-0.01
Albany-Schenectady-Troy, NY	Ozone	Former Subpart 1	50	0.00	-0.27	-0.41	-0.56	-0.56	-0.58	-0.62	-0.67	-0.72	-0.82	-0.82
Albuquerque, NM	CO	Maintenance	100	0.00	-0.12	-0.19	-0.26	-0.26	-0.27	-0.29	-0.31	-0.33	-0.38	-0.38
Allegan County, MI	Ozone	Former Subpart 1	50	0.00	-0.03	-0.05	-0.06	-0.06	-0.06	-0.07	-0.07	-0.08	-0.09	-0.09
Allentown-Bethlehem-Easton, PA	Ozone	Maintenance	100	0.00	-0.12	-0.19	-0.26	-0.26	-0.27	-0.29	-0.31	-0.34	-0.38	-0.38
Altoona, PA	Ozone	Maintenance	100	0.00	-0.02	-0.04	-0.05	-0.05	-0.05	-0.06	-0.06	-0.07	-0.08	-0.08
Amador and Calveras Counties (Central Mountain), CA	Ozone	Former Subpart 1	50	0.00	-0.03	-0.05	-0.07	-0.07	-0.07	-0.07	-0.08	-0.08	-0.10	-0.10
Anchorage, AK	CO	Maintenance	100	0.00	-0.03	-0.04	-0.06	-0.06	-0.06	-0.07	-0.07	-0.08	-0.09	-0.09
Anthony, NM	PM ₁₀	Moderate	100	0.00	0.00	0.00	0.00	0.00	0.00	0.00	0.00	0.00	0.00	0.00
Armstrong County, PA	SO _x	Nonattainment	100	0.00	0.00	0.00	0.00	0.00	0.00	0.00	0.00	0.00	0.00	0.00
Aspen, CO	PM ₁₀	Maintenance	100	0.00	0.00	0.00	0.00	0.00	0.00	0.00	0.00	0.00	0.00	0.00
Atlanta, GA	Ozone	Moderate	50	0.00	-2.73	-4.18	-5.78	-5.71	-5.96	-6.36	-6.87	-7.41	-8.45	-8.45
Atlanta, GA	PM _{2.5}	Nonattainment	100	0.00	-2.73	-4.18	-5.78	-5.71	-5.96	-6.36	-6.87	-7.41	-8.45	-8.45
Atlantic City, NJ	CO	Maintenance	100	0.00	-0.01	-0.02	-0.02	-0.02	-0.02	-0.03	-0.03	-0.03	-0.03	-0.03
Bakersfield, CA	CO	Maintenance	100	0.00	-1.45	-2.21	-3.01	-2.96	-3.07	-3.29	-3.59	-3.86	-4.33	-4.33
Baltimore, MD	CO	Maintenance	100	0.00	-1.23	-1.88	-2.61	-2.57	-2.69	-2.87	-3.10	-3.34	-3.81	-3.81
Baltimore, MD	Ozone	Moderate	50	0.00	-1.23	-1.88	-2.61	-2.57	-2.69	-2.87	-3.10	-3.34	-3.81	-3.81
Baltimore, MD	PM _{2.5}	Nonattainment	100	0.00	-1.23	-1.88	-2.61	-2.57	-2.69	-2.87	-3.10	-3.34	-3.81	-3.81
Baton Rouge, LA	Ozone	Moderate	50	0.00	-14.85	-22.57	-30.70	-30.16	-31.29	-33.60	-36.60	-39.39	-44.17	-44.17
Beaumont-Port Arthur, TX	Ozone	Moderate	50	0.00	-99.98	-151.93	-206.70	-203.01	-210.62	-226.20	-246.41	-265.15	-297.31	-297.31
Benton County, TN	SO _x	Maintenance	100	0.00	0.00	0.00	0.00	0.00	0.00	0.00	0.00	0.00	0.00	0.00
Benton Harbor, MI	Ozone	Maintenance	100	0.00	-0.04	-0.06	-0.08	-0.08	-0.09	-0.09	-0.10	-0.11	-0.12	-0.12
Benzie County, MI	Ozone	Maintenance	100	0.00	0.00	-0.01	-0.01	-0.01	-0.01	-0.01	-0.01	-0.01	-0.01	-0.01
Berkeley and Jefferson Counties, WV	Ozone	Maintenance	100	0.00	-0.03	-0.05	-0.06	-0.06	-0.07	-0.07	-0.08	-0.08	-0.09	-0.09
Billings, MT	CO	Maintenance	100	0.00	-29.04	-44.13	-60.04	-58.97	-61.18	-65.71	-71.58	-77.02	-86.36	-86.36
Birmingham, AL	Ozone	Maintenance	100	0.00	-0.44	-0.68	-0.94	-0.92	-0.96	-1.03	-1.11	-1.20	-1.37	-1.37
Birmingham, AL	PM _{2.5}	Nonattainment	100	0.00	-0.44	-0.68	-0.94	-0.92	-0.96	-1.03	-1.11	-1.20	-1.37	-1.37
Boise-Northern Ada County, ID	CO	Maintenance	100	0.00	-0.13	-0.20	-0.28	-0.28	-0.29	-0.31	-0.33	-0.36	-0.41	-0.41
Boise-Northern Ada County, ID	PM ₁₀	Maintenance	100	0.00	-0.13	-0.20	-0.28	-0.28	-0.29	-0.31	-0.33	-0.36	-0.41	-0.41
Bonner County (Sandpoint), ID	PM ₁₀	Moderate	100	0.00	0.00	-0.01	-0.01	-0.01	-0.01	-0.01	-0.01	-0.01	-0.01	-0.01
Boston, MA	CO	Maintenance	100	0.00	-0.18	-0.27	-0.38	-0.37	-0.39	-0.42	-0.45	-0.49	-0.55	-0.55
Boston-Lawrence-Worcester (eastern MA), MA	Ozone	Moderate	50	0.00	-1.06	-1.62	-2.25	-2.22	-2.32	-2.47	-2.67	-2.88	-3.29	-3.29
Boston-Manchester-Portsmouth (southeast NH), NH	Ozone	Moderate	50	0.00	-0.13	-0.20	-0.28	-0.28	-0.29	-0.31	-0.34	-0.36	-0.41	-0.41
Boyd County (part), KY	SO _x	Maintenance	100	0.00	0.00	0.00	0.00	0.00	0.00	0.00	-0.01	-0.01	-0.01	-0.01
Buffalo-Niagara Falls, NY	Ozone	Former Subpart 1	50	0.00	-0.24	-0.37	-0.51	-0.51	-0.53	-0.57	-0.61	-0.66	-0.75	-0.75
Burlington, NJ	CO	Maintenance	100	0.00	0.00	0.00	0.00	0.00	0.00	0.00	0.00	0.00	0.00	-0.01
Butte, MT	PM ₁₀	Moderate	100	0.00	0.00	-0.01	-0.01	-0.01	-0.01	-0.01	-0.01	-0.01	-0.01	-0.01
Canon City, CO	PM ₁₀	Maintenance	100	0.00	0.00	-0.01	-0.01	-0.01	-0.01	-0.01	-0.01	-0.01	-0.01	-0.01
Canton-Massillon, OH	Ozone	Maintenance	100	0.00	-1.48	-2.25	-3.07	-3.01	-3.13	-3.36	-3.66	-3.93	-4.42	-4.42
Canton-Massillon, OH	PM _{2.5}	Nonattainment	100	0.00	-1.48	-2.25	-3.07	-3.01	-3.13	-3.36	-3.66	-3.93	-4.42	-4.42
Case County, MI	Ozone	Maintenance	100	0.00	-0.01	-0.01	-0.02	-0.02	-0.02	-0.02	-0.02	-0.03	-0.03	-0.03

Table D2-28 Emission Changes <u>a/</u> (for Cumulative Impacts) by Nonattainment Area with Alternative Standards for HD Vehicles Sulfur Dioxide (SO ₂) 2018														
Nonattainment Area	Pollutant	Status <u>c/</u>	General Conformity Threshold <u>d/</u>	Emissions Changes for Cumulative Impacts (tons/year)										
				Alt. 1	Alt. 2	Alt. 3	Alt. 4	Alt. 6A	Alt. 5	Alt. 6 <u>b/</u>	Alt. 7	Alt. 6B	Alt. 8	
				No Action	Engine Only	Class 8 Tractors	Engines & Classes 7-8 Tractors	15% below Preferred Alternative Stringency	Engines, Classes 7-8 Tractors, & Classes 2b-3	Engines, Tractors, & Classes 2b-8	Engines, Tractors, Trucks, & Trailers	20% above Preferred Alternative Stringency	Accelerated Hybrid Adoption	
Center Township (Morgan County), OH	SO _x	Maintenance	100	0.00	0.00	0.00	0.00	0.00	0.00	0.00	0.00	0.00	0.00	0.00
Central Steptoe Valley (White Pine County), NV	SO _x	Maintenance	100	0.00	0.00	0.00	0.00	0.00	0.00	0.00	0.00	0.00	0.00	0.00
Charleston, WV	Ozone	Maintenance	100	0.00	-0.12	-0.18	-0.25	-0.25	-0.25	-0.26	-0.28	-0.30	-0.32	-0.37
Charleston, WV	PM _{2.5}	Nonattainment	100	0.00	-0.12	-0.18	-0.25	-0.25	-0.25	-0.26	-0.28	-0.30	-0.32	-0.37
Charlotte, NC	CO	Maintenance	100	0.00	-0.15	-0.23	-0.32	-0.31	-0.33	-0.35	-0.38	-0.41	-0.46	-0.46
Charlotte-Gastonia-Rock Hill, NC-SC	Ozone	Moderate	50	0.00	-0.34	-0.51	-0.71	-0.70	-0.73	-0.78	-0.85	-0.91	-1.04	-1.04
Chattanooga, TN-GA-AL	PM _{2.5}	Nonattainment	100	0.00	-0.12	-0.18	-0.24	-0.24	-0.25	-0.27	-0.29	-0.31	-0.36	-0.36
Chattanooga, TN-GA	Ozone	Former Subpart 1	50	0.00	-0.10	-0.16	-0.22	-0.22	-0.23	-0.24	-0.26	-0.28	-0.32	-0.32
Chicago-Gary-Lake County, IL-IN	Ozone	Moderate	50	0.00	-135.82	-206.43	-280.94	-275.96	-286.35	-307.49	-334.90	-360.39	-404.25	-404.25
Chicago-Gary-Lake County, IL-IN	PM _{2.5}	Nonattainment	100	0.00	-135.82	-206.43	-280.94	-275.96	-286.35	-307.49	-334.90	-360.39	-404.25	-404.25
Chico, CA	CO	Maintenance	100	0.00	-0.07	-0.11	-0.15	-0.15	-0.15	-0.16	-0.18	-0.19	-0.22	-0.22
Chico, CA	Ozone	Former Subpart 1	50	0.00	-0.07	-0.11	-0.15	-0.15	-0.15	-0.16	-0.18	-0.19	-0.22	-0.22
Cincinnati-Hamilton, OH-KY-IN	Ozone	Former Subpart 1	50	0.00	-0.81	-1.24	-1.71	-1.69	-1.76	-1.88	-2.04	-2.19	-2.50	-2.50
Cincinnati-Hamilton, OH-KY-IN	PM _{2.5}	Nonattainment	100	0.00	-0.81	-1.24	-1.71	-1.69	-1.76	-1.88	-2.04	-2.19	-2.50	-2.50
Clairton & 4 Boroughs, PA	PM ₁₀	Maintenance	100	0.00	0.00	0.00	-0.01	-0.01	-0.01	-0.01	-0.01	-0.01	-0.01	-0.01
Clark County, NV	PM ₁₀	Serious	70	0.00	-0.30	-0.46	-0.63	-0.62	-0.65	-0.69	-0.75	-0.81	-0.92	-0.92
Clarksville-Hopkinsville, TN-KY	Ozone	Maintenance	100	0.00	-0.05	-0.08	-0.11	-0.11	-0.12	-0.12	-0.13	-0.14	-0.16	-0.16
Clearfield and Indiana Counties, PA	Ozone	Maintenance	100	0.00	-0.05	-0.08	-0.11	-0.10	-0.11	-0.12	-0.13	-0.14	-0.15	-0.15
Cleveland, OH	CO	Maintenance	100	0.00	-0.20	-0.31	-0.43	-0.42	-0.44	-0.47	-0.51	-0.55	-0.63	-0.63
Cleveland-Akron-Lorain, OH	Ozone	Maintenance	100	0.00	-1.05	-1.60	-2.21	-2.19	-2.28	-2.44	-2.63	-2.84	-3.24	-3.24
Cleveland-Akron-Lorain, OH	PM _{2.5}	Nonattainment	100	0.00	-1.05	-1.60	-2.21	-2.19	-2.28	-2.44	-2.63	-2.84	-3.24	-3.24
Coachella Valley, CA	PM ₁₀	Serious	70	0.00	-0.12	-0.19	-0.26	-0.26	-0.27	-0.29	-0.31	-0.34	-0.38	-0.38
Colbert County, AL	SO _x	Maintenance	100	0.00	-0.01	-0.02	-0.03	-0.03	-0.03	-0.03	-0.03	-0.04	-0.04	-0.04
Colorado Springs, CO	CO	Maintenance	100	0.00	-0.12	-0.18	-0.25	-0.25	-0.26	-0.28	-0.30	-0.32	-0.37	-0.37
Columbia Falls, MT	PM ₁₀	Moderate	100	0.00	0.00	0.00	0.00	0.00	0.00	0.00	0.00	0.00	0.00	0.00
Columbia, SC	Ozone	Former Subpart 1	50	0.00	-0.14	-0.21	-0.29	-0.28	-0.30	-0.32	-0.34	-0.37	-0.42	-0.42
Columbus, OH	Ozone	Maintenance	100	0.00	-0.66	-1.01	-1.39	-1.37	-1.43	-1.53	-1.66	-1.78	-2.04	-2.04
Columbus, OH	PM _{2.5}	Nonattainment	100	0.00	-0.66	-1.01	-1.39	-1.37	-1.43	-1.53	-1.66	-1.78	-2.04	-2.04
Conewango Township (Warren County), PA	SO _x	Maintenance	100	0.00	0.00	0.00	0.00	0.00	0.00	0.00	0.00	0.00	0.00	0.00
Coso Junction, CA	PM ₁₀	Moderate	100	0.00	0.00	0.00	0.00	0.00	0.00	0.00	0.00	0.00	0.00	0.00
Cuyahoga County, OH	PM ₁₀	Maintenance	100	0.00	-0.37	-0.56	-0.78	-0.77	-0.80	-0.86	-0.93	-1.00	-1.14	-1.14
Cuyahoga County, OH	SO _x	Maintenance	100	0.00	-0.37	-0.56	-0.78	-0.77	-0.80	-0.86	-0.93	-1.00	-1.14	-1.14
Dallas-Fort Worth, TX	Ozone	Moderate	50	0.00	-1.40	-2.15	-2.97	-2.93	-3.06	-3.27	-3.53	-3.81	-4.34	-4.34
Dayton-Springfield, OH	Ozone	Maintenance	100	0.00	-0.34	-0.51	-0.71	-0.70	-0.73	-0.78	-0.84	-0.91	-1.04	-1.04
Dayton-Springfield, OH	PM _{2.5}	Nonattainment	100	0.00	-0.34	-0.51	-0.71	-0.70	-0.73	-0.78	-0.84	-0.91	-1.04	-1.04
Denver Metro, CO	PM ₁₀	Maintenance	100	0.00	-15.43	-23.45	-31.92	-31.36	-32.54	-34.94	-38.05	-40.95	-45.95	-45.95
Denver-Boulder, CO	CO	Maintenance	100	0.00	-15.40	-23.41	-31.87	-31.31	-32.49	-34.88	-37.99	-40.88	-45.87	-45.87
Denver-Boulder-Greeley-Fort Collins-Loveland, CO	Ozone	Former Subpart 1	50	0.00	-15.55	-23.64	-32.19	-31.62	-32.82	-35.23	-38.37	-41.29	-46.33	-46.33
Detroit, MI	CO	Maintenance	100	0.00	-4.05	-6.16	-8.40	-8.25	-8.57	-9.19	-10.01	-10.77	-12.10	-12.10
Detroit-Ann Arbor, MI	Ozone	Maintenance	100	0.00	-5.83	-8.88	-12.14	-11.95	-12.42	-13.31	-14.46	-15.57	-17.56	-17.56
Detroit-Ann Arbor, MI	PM _{2.5}	Nonattainment	100	0.00	-5.83	-8.88	-12.14	-11.95	-12.42	-13.31	-14.46	-15.57	-17.56	-17.56
Door County, WI	Ozone	Former Subpart 1	50	0.00	-0.01	-0.01	-0.02	-0.02	-0.02	-0.02	-0.02	-0.02	-0.02	-0.02
Douglas (Cochise County), AZ	PM ₁₀	Moderate	100	0.00	-0.01	-0.02	-0.03	-0.03	-0.03	-0.03	-0.03	-0.04	-0.04	-0.04

Table D2-28 Emission Changes <u>a/</u> (for Cumulative Impacts) by Nonattainment Area with Alternative Standards for HD Vehicles Sulfur Dioxide (SO ₂) 2018														
Nonattainment Area	Pollutant	Status <u>c/</u>	General Conformity Threshold <u>d/</u>	Emissions Changes for Cumulative Impacts (tons/year)										
				Alt. 1	Alt. 2	Alt. 3	Alt. 4	Alt. 6A	Alt. 5	Alt. 6 <u>b/</u>	Alt. 7	Alt. 6B	Alt. 8	
				No Action	Engine Only	Class 8 Tractors	Engines & Classes 7-8 Tractors	15% below Preferred Alternative Stringency	Engines, Classes 7-8 Tractors, & Classes 2b-3	Engines, Tractors, & Classes 2b-8	Engines, Tractors, & Trucks, & Trailers	20% above Preferred Alternative Stringency	Accelerated Hybrid Adoption	
Douglas (Cochise County), AZ	SO _x	Maintenance	100	0.00	-0.01	-0.02	-0.03	-0.03	-0.03	-0.03	-0.03	-0.03	-0.04	-0.04
Duluth, MN	CO	Maintenance	100	0.00	-0.02	-0.03	-0.04	-0.04	-0.04	-0.04	-0.04	-0.04	-0.05	-0.05
Eagle River, AK	PM ₁₀	Moderate	100	0.00	0.00	0.00	0.00	0.00	0.00	0.00	0.00	0.00	0.00	-0.01
East Chicago, IN	CO	Maintenance	100	0.00	-0.04	-0.07	-0.09	-0.09	-0.09	-0.10	-0.10	-0.11	-0.12	-0.14
East Chicago, IN	PM ₁₀	Maintenance	100	0.00	-34.45	-52.35	-71.22	-69.95	-72.58	-77.94	-84.91	-91.36	-102.45	-102.45
East Helena Area (Lewis and Clark County), MT	SO _x	Nonattainment	100	0.00	0.00	0.00	0.00	0.00	0.00	0.00	0.00	0.00	0.00	0.00
El Paso County, TX	PM ₁₀	Moderate	100	0.00	-4.05	-6.16	-8.38	-8.23	-8.54	-9.17	-9.99	-10.75	-12.06	-12.06
El Paso, TX	CO	Maintenance	100	0.00	-0.01	-0.01	-0.01	-0.01	-0.01	-0.01	-0.02	-0.02	-0.02	-0.02
Erie, PA	Ozone	Maintenance	100	0.00	-0.05	-0.07	-0.10	-0.10	-0.11	-0.11	-0.12	-0.13	-0.15	-0.15
Essex County (Whiteface Mountain), NY	Ozone	Former Subpart 1	50	0.00	0.00	0.00	0.00	0.00	0.00	0.00	0.00	0.00	0.00	0.00
Eugene-Springfield, OR	CO	Maintenance	100	0.00	-0.09	-0.14	-0.20	-0.19	-0.20	-0.22	-0.23	-0.25	-0.29	-0.29
Eugene-Springfield, OR	PM ₁₀	Moderate	100	0.00	-0.09	-0.14	-0.20	-0.19	-0.20	-0.22	-0.23	-0.25	-0.29	-0.29
Evansville, IN	Ozone	Maintenance	100	0.00	-0.12	-0.19	-0.26	-0.25	-0.27	-0.28	-0.31	-0.33	-0.38	-0.38
Evansville, IN	PM _{2.5}	Nonattainment	100	0.00	-0.12	-0.19	-0.26	-0.25	-0.27	-0.28	-0.31	-0.33	-0.38	-0.38
Fairbanks, AK	CO	Maintenance	100	0.00	0.00	-0.01	-0.01	-0.01	-0.01	-0.01	-0.01	-0.01	-0.01	-0.01
Fayetteville, NC	Ozone	Former Subpart 1	50	0.00	-0.06	-0.09	-0.13	-0.13	-0.13	-0.14	-0.15	-0.17	-0.19	-0.19
Flathead County; Whitefish and vicinity, MT	PM ₁₀	Moderate	100	0.00	0.00	0.00	0.00	0.00	0.00	0.00	0.00	0.00	0.00	0.00
Flint, MI	Ozone	Maintenance	100	0.00	-0.31	-0.48	-0.65	-0.64	-0.67	-0.72	-0.78	-0.84	-0.94	-0.94
Follansbee, WV	PM ₁₀	Maintenance	100	0.00	0.00	0.00	0.00	0.00	0.00	0.00	0.00	0.00	0.00	0.00
Fort Collins, CO	CO	Maintenance	100	0.00	-0.04	-0.05	-0.07	-0.07	-0.08	-0.08	-0.09	-0.10	-0.11	-0.11
Fort Hall Reservation, ID	PM ₁₀	Moderate	100	0.00	0.00	0.00	0.00	0.00	0.00	0.00	0.00	0.00	0.00	0.00
Fort Wayne, IN	Ozone	Maintenance	100	0.00	-0.08	-0.12	-0.16	-0.16	-0.17	-0.18	-0.19	-0.21	-0.24	-0.24
Franklin County, PA	Ozone	Maintenance	100	0.00	-0.03	-0.05	-0.07	-0.07	-0.07	-0.07	-0.08	-0.09	-0.10	-0.10
Franklin Township (Coshocton County), OH	SO _x	Maintenance	100	0.00	0.00	0.00	0.00	0.00	0.00	0.00	0.00	0.00	0.00	0.00
Frederick County, VA	Ozone	Former Subpart 1	50	0.00	-0.03	-0.04	-0.06	-0.06	-0.06	-0.06	-0.07	-0.07	-0.08	-0.08
Fredericksburg, VA	Ozone	Maintenance	100	0.00	-0.08	-0.13	-0.17	-0.17	-0.18	-0.19	-0.21	-0.22	-0.26	-0.26
Freehold, NJ	CO	Maintenance	100	0.00	0.00	-0.01	-0.01	-0.01	-0.01	-0.01	-0.01	-0.01	-0.01	-0.01
Fresno, CA	CO	Maintenance	100	0.00	-0.12	-0.18	-0.25	-0.25	-0.26	-0.28	-0.30	-0.32	-0.37	-0.37
Grand Rapids, MI	Ozone	Maintenance	100	0.00	-0.17	-0.25	-0.35	-0.35	-0.36	-0.39	-0.42	-0.45	-0.51	-0.51
Granite City, Nameoki Townships, IL	PM ₁₀	Maintenance	100	0.00	-0.01	-0.01	-0.02	-0.02	-0.02	-0.02	-0.02	-0.02	-0.03	-0.03
Grant County, NM	SO _x	Maintenance	100	0.00	0.00	0.00	0.00	0.00	0.00	0.00	0.00	0.00	0.00	0.00
Grants Pass, OR	CO	Maintenance	100	0.00	-0.01	-0.01	-0.01	-0.01	-0.01	-0.01	-0.02	-0.02	-0.02	-0.02
Grants Pass, OR	PM ₁₀	Maintenance	100	0.00	-0.01	-0.01	-0.01	-0.01	-0.01	-0.01	-0.02	-0.02	-0.02	-0.02
Great Falls, MT	CO	Maintenance	100	0.00	0.00	-0.01	-0.01	-0.01	-0.01	-0.01	-0.01	-0.01	-0.01	-0.01
Greater Connecticut, CT	Ozone	Moderate	50	0.00	-0.35	-0.53	-0.73	-0.73	-0.76	-0.81	-0.87	-0.94	-1.07	-1.07
Greeley, CO	CO	Maintenance	100	0.00	-0.03	-0.04	-0.05	-0.05	-0.05	-0.06	-0.06	-0.07	-0.08	-0.08
Green Bay, WI	SO _x	Maintenance	100	0.00	-0.03	-0.04	-0.05	-0.05	-0.06	-0.06	-0.06	-0.07	-0.08	-0.08
Greene County, IN	Ozone	Maintenance	100	0.00	-0.01	-0.02	-0.02	-0.02	-0.02	-0.02	-0.03	-0.03	-0.03	-0.03
Greene County, PA	Ozone	Maintenance	100	0.00	-0.01	-0.01	-0.02	-0.02	-0.02	-0.02	-0.02	-0.03	-0.03	-0.03
Greensboro-Winston Salem-High Point, NC	Ozone	Marginal	50	0.00	-0.51	-0.78	-1.08	-1.06	-1.11	-1.19	-1.28	-1.38	-1.58	-1.58
Greensboro-Winston salem-High Point, NC	PM _{2.5}	Nonattainment	100	0.00	-0.51	-0.78	-1.08	-1.06	-1.11	-1.19	-1.28	-1.38	-1.58	-1.58
Greenville-Spartanburg-Anderson, SC	Ozone	Former Subpart 1	50	0.00	-0.19	-0.29	-0.40	-0.40	-0.41	-0.44	-0.48	-0.52	-0.59	-0.59
Groveland Township (Tazewell County), IL	SO _x	Maintenance	100	0.00	0.00	-0.01	-0.01	-0.01	-0.01	-0.01	-0.01	-0.01	-0.01	-0.01

Table D2-28 Emission Changes <u>a/</u> (for Cumulative Impacts) by Nonattainment Area with Alternative Standards for HD Vehicles Sulfur Dioxide (SO ₂) 2018														
Nonattainment Area	Pollutant	Status <u>c/</u>	General Conformity Threshold <u>d/</u>	Emissions Changes for Cumulative Impacts (tons/year)										
				Alt. 1	Alt. 2	Alt. 3	Alt. 4	Alt. 6A	Alt. 5	Alt. 6 <u>b/</u>	Alt. 7	Alt. 6B	Alt. 8	
				No Action	Engine Only	Class 8 Tractors	Engines & Classes 7-8 Tractors	15% below Preferred Alternative Stringency	Engines, Classes 7-8 Tractors, & Classes 2b-3	Engines, Tractors, & Classes 2b-8	Engines, Tractors, & Truck, & Trailers	20% above Preferred Alternative Stringency	Accelerated Hybrid Adoption	
Hancock-Knox-Lincoln-Waldo Counties, ME	Ozone	Maintenance	100	0.00	-0.02	-0.04	-0.05	-0.05	-0.05	-0.05	-0.06	-0.06	-0.06	-0.07
Harrisburg-Lebanon-Carlisle, PA	Ozone	Maintenance	100	0.00	-0.34	-0.52	-0.71	-0.71	-0.71	-0.74	-0.79	-0.85	-0.92	-1.05
Harrisburg-Lebanon-Carlisle, PA	PM _{2.5}	Nonattainment	100	0.00	-0.34	-0.52	-0.71	-0.71	-0.71	-0.74	-0.79	-0.85	-0.92	-1.05
Hartford-New Britain-Middletown, CT	CO	Maintenance	100	0.00	-0.23	-0.35	-0.48	-0.47	-0.47	-0.49	-0.53	-0.57	-0.61	-0.70
Hayden (Pinal County), AZ	SO _x	Nonattainment	100	0.00	0.00	0.00	0.00	0.00	0.00	0.00	0.00	-0.01	-0.01	-0.01
Hayden/Miami, AZ	PM ₁₀	Moderate	100	0.00	-0.01	-0.01	-0.02	-0.02	-0.02	-0.02	-0.02	-0.02	-0.02	-0.02
Haywood and Swain Counties (Great Smoky Mountain NP), NC	Ozone	Maintenance	100	0.00	0.00	0.00	0.00	0.00	0.00	0.00	0.00	0.00	0.00	0.00
Hazelwood, PA	SO _x	Maintenance	100	0.00	-0.01	-0.01	-0.02	-0.02	-0.02	-0.02	-0.02	-0.02	-0.02	-0.03
Hickory, NC	PM _{2.5}	Nonattainment	100	0.00	-0.04	-0.06	-0.08	-0.08	-0.08	-0.09	-0.09	-0.10	-0.10	-0.12
Hickory-Morgantown-Lenoir, NC	Ozone	Former Subpart 1	50	0.00	-0.06	-0.09	-0.13	-0.13	-0.13	-0.14	-0.14	-0.16	-0.17	-0.19
Hollis Township, IL	SO _x	Maintenance	100	0.00	0.00	0.00	0.00	0.00	0.00	0.00	0.00	0.00	0.00	0.00
Houston-Galveston-Brazoria, TX	Ozone	Severe	25	0.00	-61.37	-93.28	-126.94	-124.68	-124.68	-129.38	-138.93	-151.32	-162.83	-182.64
Humphreys County, TN	SO _x	Maintenance	100	0.00	0.00	0.00	0.00	0.00	0.00	0.00	0.00	0.00	0.00	0.00
Huntington-Ashland, WV-KY-OH	PM _{2.5}	Nonattainment	100	0.00	-3.34	-5.08	-6.91	-6.79	-6.79	-7.05	-7.57	-8.24	-8.87	-9.95
Huntington-Ashland, WV-KY	Ozone	Maintenance	100	0.00	-3.31	-5.03	-6.85	-6.73	-6.73	-6.98	-7.50	-8.17	-8.79	-9.86
Huron County, MI	Ozone	Maintenance	100	0.00	-0.01	-0.01	-0.01	-0.01	-0.01	-0.01	-0.01	-0.02	-0.02	-0.02
Imperial County, CA	Ozone	Moderate	50	0.00	-0.04	-0.07	-0.09	-0.09	-0.09	-0.10	-0.10	-0.11	-0.12	-0.14
Imperial Valley, CA	PM ₁₀	Serious	70	0.00	-0.04	-0.07	-0.09	-0.09	-0.09	-0.09	-0.10	-0.11	-0.12	-0.13
Indian Wells, CA	PM ₁₀	Maintenance	100	0.00	-0.01	-0.01	-0.02	-0.02	-0.02	-0.02	-0.02	-0.02	-0.02	-0.02
Indianapolis, IN	CO	Maintenance	100	0.00	-0.74	-1.13	-1.56	-1.54	-1.54	-1.61	-1.72	-1.86	-2.00	-2.29
Indianapolis, IN	Ozone	Maintenance	100	0.00	-0.74	-1.13	-1.56	-1.54	-1.54	-1.61	-1.72	-1.86	-2.00	-2.29
Indianapolis, IN	PM _{2.5}	Nonattainment	100	0.00	-0.74	-1.13	-1.56	-1.54	-1.54	-1.61	-1.72	-1.86	-2.00	-2.29
Jackson County, IN	Ozone	Maintenance	100	0.00	-0.02	-0.03	-0.04	-0.04	-0.04	-0.04	-0.04	-0.04	-0.05	-0.05
Jamestown, NY	Ozone	Former Subpart 1	50	0.00	-0.03	-0.05	-0.07	-0.07	-0.07	-0.07	-0.08	-0.08	-0.09	-0.10
Jefferson County, NY	Ozone	Moderate	50	0.00	-0.03	-0.04	-0.05	-0.05	-0.05	-0.06	-0.06	-0.07	-0.07	-0.08
Jefferson County, OH	PM ₁₀	Maintenance	100	0.00	0.00	0.00	0.00	0.00	0.00	0.00	0.00	0.00	0.00	-0.01
Johnson City-Kingsport-Bristol, TN	Ozone	Former Subpart 1	50	0.00	-0.05	-0.07	-0.10	-0.10	-0.10	-0.10	-0.11	-0.12	-0.12	-0.14
Johnstown, PA	Ozone	Maintenance	100	0.00	-0.06	-0.09	-0.12	-0.12	-0.12	-0.13	-0.14	-0.15	-0.16	-0.18
Johnstown, PA	PM _{2.5}	Nonattainment	100	0.00	-0.06	-0.09	-0.12	-0.12	-0.12	-0.13	-0.14	-0.15	-0.16	-0.18
Juneau, AK	PM ₁₀	Moderate	100	0.00	0.00	0.00	0.00	0.00	0.00	0.00	0.00	-0.01	-0.01	-0.01
Kalamazoo-Battle Creek, MI	Ozone	Maintenance	100	0.00	-0.11	-0.16	-0.22	-0.22	-0.22	-0.23	-0.25	-0.27	-0.29	-0.33
Kalispell, MT	PM ₁₀	Moderate	100	0.00	-0.01	-0.01	-0.01	-0.01	-0.01	-0.01	-0.01	-0.01	-0.02	-0.02
Kent and Queen Annes Counties, MD	Ozone	Maintenance	100	0.00	-0.03	-0.04	-0.06	-0.06	-0.06	-0.06	-0.07	-0.07	-0.08	-0.09
Kent, WA	PM ₁₀	Maintenance	100	0.00	0.00	-0.01	-0.01	-0.01	-0.01	-0.01	-0.01	-0.01	-0.01	-0.02
Kern County (Eastern Kern), CA	Ozone	Former Subpart 1	50	0.00	-0.02	-0.03	-0.04	-0.04	-0.04	-0.04	-0.04	-0.04	-0.05	-0.05
Kewaunee County, WI	Ozone	Maintenance	100	0.00	-0.01	-0.01	-0.01	-0.01	-0.01	-0.01	-0.01	-0.01	-0.01	-0.02
King County, WA	PM ₁₀	Maintenance	100	0.00	0.00	0.00	0.00	0.00	0.00	0.00	0.00	-0.01	-0.01	-0.01
Klamath Falls, OR	CO	Maintenance	100	0.00	-0.02	-0.03	-0.04	-0.04	-0.04	-0.05	-0.05	-0.05	-0.06	-0.06
Klamath Falls, OR	PM ₁₀	Maintenance	100	0.00	-0.02	-0.03	-0.04	-0.04	-0.04	-0.05	-0.05	-0.05	-0.06	-0.06
Knoxville, TN	Ozone	Former Subpart 1	50	0.00	-0.43	-0.65	-0.91	-0.89	-0.89	-0.93	-1.00	-1.08	-1.16	-1.32
Knoxville, TN	PM _{2.5}	Nonattainment	100	0.00	-0.43	-0.65	-0.91	-0.89	-0.89	-0.93	-1.00	-1.08	-1.16	-1.32
La Porte County, IN	SO _x	Maintenance	100	0.00	-0.01	-0.01	-0.02	-0.02	-0.02	-0.02	-0.02	-0.02	-0.02	-0.02
LaGrande, OR	PM ₁₀	Maintenance	100	0.00	0.00	0.00	-0.01	-0.01	-0.01	-0.01	-0.01	-0.01	-0.01	-0.01

Table D2-28 Emission Changes <u>a/</u> (for Cumulative Impacts) by Nonattainment Area with Alternative Standards for HD Vehicles Sulfur Dioxide (SO ₂) 2018													
Nonattainment Area	Pollutant	Status <u>c/</u>	General Conformity Threshold <u>d/</u>	Emissions Changes for Cumulative Impacts (tons/year)									
				Alt. 1	Alt. 2	Alt. 3	Alt. 4	Alt. 6A	Alt. 5	Alt. 6 <u>b/</u>	Alt. 7	Alt. 6B	Alt. 8
				No Action	Engine Only	Class 8 Tractors	Engines & Classes 7-8 Tractors	15% below Preferred Alternative Stringency	Engines, Classes 7-8 Tractors, & Classes 2b-3	Engines, Tractors, & Classes 2b-8	Engines, Tractors, & Trucks, & Trailers	20% above Preferred Alternative Stringency	Accelerated Hybrid Adoption
Lake County, IN	SO _x	Maintenance	100	0.00	-0.07	-0.10	-0.14	-0.14	-0.14	-0.15	-0.16	-0.18	-0.20
Lake County, OH	SO _x	Maintenance	100	0.00	-0.01	-0.01	-0.02	-0.02	-0.02	-0.02	-0.02	-0.02	-0.02
Lake County, OR	PM ₁₀	Maintenance	100	0.00	0.00	0.00	0.00	0.00	0.00	0.00	0.00	0.00	0.00
Lake Tahoe North Shore, CA	CO	Maintenance	100	0.00	-0.01	-0.01	-0.01	-0.01	-0.01	-0.01	-0.01	-0.01	-0.02
Lake Tahoe South Shore, CA	CO	Maintenance	100	0.00	-0.01	-0.02	-0.02	-0.02	-0.02	-0.03	-0.03	-0.03	-0.04
Lake Tahoe, NV	CO	Maintenance	100	0.00	0.00	-0.01	-0.01	-0.01	-0.01	-0.01	-0.01	-0.01	-0.01
Lamar, CO	PM ₁₀	Maintenance	100	0.00	0.00	0.00	0.00	0.00	0.00	0.00	0.00	-0.01	-0.01
Lame Deer, MT	PM ₁₀	Moderate	100	0.00	0.00	0.00	0.00	0.00	0.00	0.00	0.00	0.00	0.00
Lancaster, PA	Ozone	Maintenance	100	0.00	-0.19	-0.29	-0.39	-0.39	-0.41	-0.43	-0.47	-0.51	-0.58
Lancaster, PA	PM _{2.5}	Nonattainment	100	0.00	-0.19	-0.29	-0.39	-0.39	-0.41	-0.43	-0.47	-0.51	-0.58
Lane County, OR	PM ₁₀	Moderate	100	0.00	0.00	0.00	0.00	0.00	0.00	0.00	0.00	0.00	0.00
Lansing-East Lansing, MI	Ozone	Maintenance	100	0.00	-0.10	-0.15	-0.21	-0.21	-0.22	-0.23	-0.25	-0.27	-0.31
LaPorte, IN	Ozone	Maintenance	100	0.00	-0.02	-0.03	-0.04	-0.04	-0.05	-0.05	-0.05	-0.06	-0.06
Las Vegas, NV	CO	Serious	100	0.00	-0.60	-0.92	-1.27	-1.25	-1.31	-1.40	-1.51	-1.63	-1.86
Las Vegas, NV	Ozone	Former Subpart 1	50	0.00	-0.60	-0.92	-1.27	-1.25	-1.31	-1.40	-1.51	-1.63	-1.86
Lauderdale County, AL	SO _x	Maintenance	100	0.00	-0.02	-0.03	-0.04	-0.04	-0.04	-0.04	-0.05	-0.05	-0.06
Laurel Area (Yellowstone County), MT	SO _x	Nonattainment	100	0.00	0.00	0.00	0.00	0.00	0.00	0.00	0.00	0.00	0.00
Libby, MT	PM ₁₀	Moderate	100	0.00	0.00	0.00	0.00	0.00	0.00	-0.01	-0.01	-0.01	-0.01
Libby, MT	PM _{2.5}	Nonattainment	100	0.00	0.00	0.00	0.00	0.00	0.00	-0.01	-0.01	-0.01	-0.01
Liberty-Clairton, PA	PM _{2.5}	Nonattainment	100	0.00	0.00	0.00	-0.01	-0.01	-0.01	-0.01	-0.01	-0.01	-0.01
Lima, OH	Ozone	Maintenance	100	0.00	-21.74	-33.03	-44.94	-44.13	-45.79	-49.18	-53.57	-57.64	-64.63
Longmont, CO	CO	Maintenance	100	0.00	-0.02	-0.03	-0.04	-0.04	-0.04	-0.04	-0.05	-0.05	-0.06
Lorain County, OH	SO _x	Maintenance	100	0.00	-0.01	-0.01	-0.02	-0.02	-0.02	-0.02	-0.02	-0.03	-0.03
Los Angeles South Coast Air Basin, CA	CO	Maintenance	100	0.00	-61.85	-94.15	-128.62	-126.52	-131.46	-140.97	-153.26	-164.99	-185.82
Los Angeles South Coast Air Basin, CA	NO _x	Maintenance	100	0.00	-61.85	-94.15	-128.62	-126.52	-131.46	-140.97	-153.26	-164.99	-185.82
Los Angeles South Coast Air Basin, CA	Ozone	Extreme	10	0.00	-61.85	-94.15	-128.62	-126.52	-131.46	-140.97	-153.26	-164.99	-185.82
Los Angeles South Coast Air Basin, CA	PM ₁₀	Serious	70	0.00	-61.85	-94.15	-128.62	-126.52	-131.46	-140.97	-153.26	-164.99	-185.82
Los Angeles South Coast Air Basin, CA	PM _{2.5}	Nonattainment	100	0.00	-61.85	-94.15	-128.62	-126.52	-131.46	-140.97	-153.26	-164.99	-185.82
Los Angeles-San Bernardino Counties (western Mohave), CA	Ozone	Moderate	50	0.00	-0.14	-0.21	-0.30	-0.29	-0.31	-0.33	-0.35	-0.38	-0.43
Louisville, KY-IN	Ozone	Maintenance	100	0.00	-0.47	-0.72	-0.99	-0.98	-1.02	-1.09	-1.18	-1.27	-1.45
Louisville, KY-IN	PM _{2.5}	Nonattainment	100	0.00	-0.47	-0.72	-0.99	-0.98	-1.02	-1.09	-1.18	-1.27	-1.45
Lowell, MA	CO	Maintenance	100	0.00	-0.02	-0.04	-0.05	-0.05	-0.05	-0.05	-0.06	-0.06	-0.07
Lucas County, OH	SO _x	Maintenance	100	0.00	-0.06	-0.10	-0.14	-0.13	-0.14	-0.15	-0.16	-0.17	-0.20
Lyons Township, IL	PM ₁₀	Maintenance	100	0.00	-0.01	-0.02	-0.03	-0.03	-0.03	-0.03	-0.03	-0.04	-0.04
Macon, GA	Ozone	Maintenance	100	0.00	-0.09	-0.14	-0.19	-0.19	-0.20	-0.21	-0.23	-0.24	-0.28
Macon, GA	PM _{2.5}	Nonattainment	100	0.00	-0.09	-0.14	-0.19	-0.19	-0.20	-0.21	-0.23	-0.24	-0.28
Madison and Page Counties (Shenandoah NP), VA	Ozone	Maintenance	100	0.00	0.00	0.00	0.00	0.00	0.00	0.00	0.00	0.00	0.00
Madison, WI	SO _x	Maintenance	100	0.00	-0.05	-0.07	-0.10	-0.10	-0.11	-0.11	-0.12	-0.13	-0.15
Mammoth Lake, CA	PM ₁₀	Moderate	100	0.00	0.00	0.00	0.00	0.00	0.00	0.00	0.00	0.00	-0.01
Manchester, NH	CO	Maintenance	100	0.00	-0.02	-0.03	-0.04	-0.03	-0.04	-0.04	-0.04	-0.05	-0.05
Manitowoc County, WI	Ozone	Former Subpart 1	50	0.00	-0.02	-0.03	-0.05	-0.04	-0.05	-0.05	-0.05	-0.06	-0.07
Marion County, IN	SO _x	Maintenance	100	0.00	-0.07	-0.10	-0.14	-0.14	-0.15	-0.16	-0.17	-0.18	-0.21
Mariposa and Tuolumne Counties (Southern Mountain), CA	Ozone	Former Subpart 1	50	0.00	-0.02	-0.03	-0.05	-0.05	-0.05	-0.05	-0.06	-0.06	-0.07

Table D2-28 Emission Changes <u>a/</u> (for Cumulative Impacts) by Nonattainment Area with Alternative Standards for HD Vehicles Sulfur Dioxide (SO ₂) 2018														
Nonattainment Area	Pollutant	Status <u>c/</u>	General Conformity Threshold <u>d/</u>	Emissions Changes for Cumulative Impacts (tons/year)										
				Alt. 1	Alt. 2	Alt. 3	Alt. 4	Alt. 6A	Alt. 5	Alt. 6 <u>b/</u>	Alt. 7	Alt. 6B	Alt. 8	
				No Action	Engine Only	Class 8 Tractors	Engines & Classes 7-8 Tractors	15% below Preferred Alternative Stringency	Engines, Classes 7-8 Tractors, & Classes 2b-3	Engines, Tractors, & Classes 2b-8	Engines, Tractors, & Truck, & Trailers	20% above Preferred Alternative Stringency	Accelerated Hybrid Adoption	
Martinsburg, WV-Hagerstown, MD	PM _{2.5}	Nonattainment	100	0.00	-0.07	-0.10	-0.14	-0.14	-0.14	-0.14	-0.15	-0.17	-0.18	-0.21
Mason County, MI	Ozone	Maintenance	100	0.00	-0.01	-0.01	-0.01	-0.01	-0.01	-0.01	-0.01	-0.01	-0.01	-0.02
Medford, OR	CO	Maintenance	100	0.00	-0.02	-0.02	-0.03	-0.03	-0.03	-0.03	-0.04	-0.04	-0.04	-0.05
Medford-Ashland, OR	PM ₁₀	Maintenance	100	0.00	-0.04	-0.06	-0.08	-0.08	-0.08	-0.08	-0.09	-0.09	-0.10	-0.11
Memphis, TN-AR	Ozone	Maintenance	100	0.00	-0.99	-1.51	-2.06	-2.02	-2.02	-2.10	-2.26	-2.45	-2.64	-2.97
Memphis, TN	CO	Maintenance	100	0.00	-0.97	-1.48	-2.02	-1.99	-1.99	-2.06	-2.21	-2.41	-2.59	-2.92
Miami (Gila County), AZ	SO _x	Maintenance	100	0.00	-0.01	-0.01	-0.01	-0.01	-0.01	-0.01	-0.01	-0.01	-0.02	-0.02
Millinocket AQCR 109, ME	SO _x	Maintenance	100	0.00	0.00	0.00	0.00	0.00	0.00	0.00	0.00	0.00	0.00	0.00
Milwaukee, WI	SO _x	Maintenance	100	0.00	-0.11	-0.17	-0.24	-0.23	-0.23	-0.24	-0.26	-0.28	-0.30	-0.35
Milwaukee-Racine, WI	Ozone	Moderate	50	0.00	-0.37	-0.57	-0.78	-0.77	-0.81	-0.86	-0.93	-1.00	-1.14	-1.14
Minneapolis-St Paul, MN	CO	Maintenance	100	0.00	-5.48	-8.34	-11.39	-11.20	-11.64	-12.48	-13.58	-14.61	-16.45	-16.45
Minneapolis-St Paul, MN	SO _x	Maintenance	100	0.00	-1.17	-1.79	-2.47	-2.45	-2.55	-2.72	-2.94	-3.17	-3.62	-3.62
Missoula, MT	CO	Maintenance	100	0.00	-0.02	-0.04	-0.05	-0.05	-0.05	-0.05	-0.06	-0.06	-0.07	-0.08
Missoula, MT	PM ₁₀	Moderate	100	0.00	-0.02	-0.04	-0.05	-0.05	-0.05	-0.05	-0.06	-0.06	-0.07	-0.08
Modesto, CA	CO	Maintenance	100	0.00	-0.06	-0.09	-0.13	-0.13	-0.13	-0.13	-0.14	-0.15	-0.16	-0.19
Mohave County, AZ	PM ₁₀	Maintenance	100	0.00	-0.02	-0.03	-0.04	-0.04	-0.04	-0.04	-0.05	-0.05	-0.05	-0.06
Mono Basin, CA	PM ₁₀	Moderate	100	0.00	0.00	0.00	0.00	0.00	0.00	0.00	0.00	0.00	0.00	0.00
Morenci (Greenlee County), AZ	SO _x	Maintenance	100	0.00	0.00	0.00	0.00	0.00	0.00	0.00	0.00	0.00	0.00	0.00
Morristown, NJ	CO	Maintenance	100	0.00	-0.01	-0.01	-0.01	-0.01	-0.01	-0.01	-0.01	-0.02	-0.02	-0.02
Muhlenberg County, KY	SO _x	Maintenance	100	0.00	-0.01	-0.01	-0.01	-0.01	-0.01	-0.01	-0.01	-0.02	-0.02	-0.02
Muncie, IN	Ozone	Maintenance	100	0.00	-0.03	-0.04	-0.05	-0.05	-0.05	-0.06	-0.06	-0.06	-0.07	-0.08
Murray County (Chattahoochee NF), GA	Ozone	Maintenance	100	0.00	0.00	0.00	0.00	0.00	0.00	0.00	0.00	0.00	0.00	0.00
Muscatine County, IA	SO _x	Maintenance	100	0.00	0.00	0.00	-0.01	-0.01	-0.01	-0.01	-0.01	-0.01	-0.01	-0.01
Muskegon, MI	Ozone	Maintenance	100	0.00	-0.03	-0.04	-0.06	-0.06	-0.06	-0.06	-0.06	-0.07	-0.07	-0.08
Nashua, NH	CO	Maintenance	100	0.00	-0.01	-0.02	-0.03	-0.03	-0.03	-0.03	-0.03	-0.03	-0.04	-0.04
Nashville, TN	Ozone	Former Subpart 1	50	0.00	-0.33	-0.51	-0.71	-0.70	-0.73	-0.73	-0.78	-0.84	-0.91	-1.04
Nevada County (western part), CA	Ozone	Former Subpart 1	50	0.00	-0.03	-0.04	-0.06	-0.06	-0.06	-0.06	-0.06	-0.07	-0.07	-0.08
New Haven County, CT	PM ₁₀	Maintenance	100	0.00	-0.03	-0.04	-0.06	-0.06	-0.06	-0.06	-0.06	-0.07	-0.08	-0.09
New Haven-Meriden-Waterbury, CT	CO	Maintenance	100	0.00	-0.17	-0.25	-0.35	-0.35	-0.35	-0.36	-0.39	-0.42	-0.45	-0.51
New Manchester-Grant Magisterial District (Hancock County), WV	SO _x	Maintenance	100	0.00	0.00	0.00	0.00	0.00	0.00	0.00	0.00	0.00	0.00	0.00
New York County, NY	PM ₁₀	Moderate	100	0.00	-0.10	-0.15	-0.21	-0.21	-0.21	-0.21	-0.23	-0.25	-0.27	-0.30
New York-N. New Jersey-Long Island, NY-NJ-CT	CO	Maintenance	100	0.00	-8.60	-13.12	-18.01	-17.75	-18.47	-18.47	-19.77	-21.45	-23.10	-26.15
New York-N. New Jersey-Long Island, NY-NJ-CT	PM _{2.5}	Nonattainment	100	0.00	-9.41	-14.35	-19.68	-19.39	-20.17	-20.17	-21.60	-23.44	-25.24	-28.56
New York-northern New Jersey-Long Island, NY-NJ-CT	Ozone	Moderate	50	0.00	-7.74	-11.79	-16.14	-15.89	-16.53	-16.53	-17.71	-19.23	-20.71	-23.38
Nogales, AZ	PM ₁₀	Moderate	100	0.00	-0.01	-0.01	-0.02	-0.02	-0.02	-0.02	-0.02	-0.02	-0.02	-0.03
Norfolk-Virginia Beach-Newport News, VA	Ozone	Maintenance	100	0.00	-9.22	-14.02	-19.08	-18.75	-19.46	-19.46	-20.89	-22.75	-24.48	-27.47
Ogden, UT	CO	Maintenance	100	0.00	-0.03	-0.05	-0.06	-0.06	-0.06	-0.06	-0.07	-0.07	-0.08	-0.09
Ogden, UT	PM ₁₀	Moderate	100	0.00	-0.03	-0.05	-0.06	-0.06	-0.06	-0.06	-0.07	-0.07	-0.08	-0.09
Oglesby, IL	PM ₁₀	Maintenance	100	0.00	0.00	0.00	0.00	0.00	0.00	0.00	0.00	0.00	0.00	0.00
Olmsted County, MN	PM ₁₀	Maintenance	100	0.00	0.00	-0.01	-0.01	-0.01	-0.01	-0.01	-0.01	-0.01	-0.01	-0.01
Olympia, Tumwater, Lacey, WA	PM ₁₀	Maintenance	100	0.00	-0.02	-0.03	-0.05	-0.05	-0.05	-0.05	-0.05	-0.05	-0.06	-0.07
Owens Valley, CA	PM ₁₀	Serious	70	0.00	0.00	0.00	0.00	0.00	0.00	0.00	0.00	0.00	0.00	0.00
Pagosa Springs, CO	PM ₁₀	Maintenance	100	0.00	0.00	0.00	0.00	0.00	0.00	0.00	0.00	0.00	0.00	0.00

Table D2-28 Emission Changes <u>a/</u> (for Cumulative Impacts) by Nonattainment Area with Alternative Standards for HD Vehicles Sulfur Dioxide (SO ₂) 2018														
Nonattainment Area	Pollutant	Status <u>c/</u>	General Conformity Threshold <u>d/</u>	Emissions Changes for Cumulative Impacts (tons/year)										
				Alt. 1	Alt. 2	Alt. 3	Alt. 4	Alt. 6A	Alt. 5	Alt. 6 <u>b/</u>	Alt. 7	Alt. 6B	Alt. 8	
				No Action	Engine Only	Class 8 Tractors	Engines & Classes 7-8 Tractors	15% below Preferred Alternative Stringency	Engines, Classes 7-8 Tractors, & Classes 2b-3	Engines, Tractors, & Classes 2b-8	Engines, Tractors, & Truck, & Trailers	20% above Preferred Alternative Stringency	Accelerated Hybrid Adoption	
Parkersburg-Marietta, WV-OH	Ozone	Maintenance	100	0.00	-0.06	-0.09	-0.13	-0.13	-0.13	-0.13	-0.14	-0.16	-0.17	-0.19
Parkersburg-Marietta, WV-OH	PM _{2.5}	Nonattainment	100	0.00	-0.06	-0.09	-0.13	-0.13	-0.13	-0.13	-0.14	-0.16	-0.17	-0.19
Payson, AZ	PM ₁₀	Maintenance	100	0.00	0.00	-0.01	-0.01	-0.01	-0.01	-0.01	-0.01	-0.01	-0.01	-0.01
Penns Grove, NJ	CO	Maintenance	100	0.00	0.00	0.00	0.00	0.00	0.00	0.00	0.00	0.00	0.00	0.00
Peoria, IL	SO _x	Maintenance	100	0.00	-0.02	-0.03	-0.05	-0.04	-0.04	-0.05	-0.05	-0.05	-0.06	-0.07
Perth Amboy, NJ	CO	Maintenance	100	0.00	-0.82	-1.25	-1.70	-1.67	-1.73	-1.86	-2.03	-2.18	-2.45	-2.45
Philadelphia-Camden County, PA-NJ	CO	Maintenance	100	0.00	-0.09	-0.13	-0.18	-0.18	-0.19	-0.20	-0.22	-0.23	-0.23	-0.27
Phildelphia-Wilmington, PA-NY-DE	PM _{2.5}	Nonattainment	100	0.00	-33.70	-51.21	-69.71	-68.47	-71.05	-76.30	-83.09	-89.42	-100.31	-100.31
Phildelphia-Wilmington-Atlantic City, PA-NY-MD-DE	Ozone	Moderate	50	0.00	-34.13	-51.88	-70.62	-69.38	-72.00	-77.31	-84.19	-90.60	-101.66	-101.66
Phoenix, AZ	CO	Maintenance	100	0.00	-1.82	-2.78	-3.84	-3.80	-3.96	-4.23	-4.58	-4.93	-5.63	-5.63
Phoenix, AZ	PM ₁₀	Serious	70	0.00	-1.82	-2.78	-3.84	-3.80	-3.96	-4.23	-4.58	-4.93	-5.63	-5.63
Phoenix-Mesa, AZ	Ozone	Former Subpart 1	50	0.00	-0.93	-1.42	-1.96	-1.94	-2.02	-2.16	-2.33	-2.51	-2.87	-2.87
Pierce County, WA	PM ₁₀	Maintenance	100	0.00	0.00	0.00	0.00	0.00	-0.01	-0.01	-0.01	-0.01	-0.01	-0.01
Pinehurst, ID	PM ₁₀	Moderate	100	0.00	0.00	0.00	0.00	0.00	0.00	0.00	0.00	0.00	0.00	0.00
Pittsburgh, PA	CO	Maintenance	100	0.00	0.00	-0.01	-0.01	-0.01	-0.01	-0.01	-0.01	-0.01	-0.01	-0.01
Pittsburgh-Beaver Valley, PA	Ozone	Former Subpart 1	50	0.00	-0.82	-1.26	-1.74	-1.72	-1.79	-1.91	-2.07	-2.23	-2.54	-2.54
Pittsburgh-Beaver Valley, PA	PM _{2.5}	Nonattainment	100	0.00	-0.82	-1.26	-1.74	-1.72	-1.79	-1.91	-2.07	-2.23	-2.54	-2.54
Polk County, TN	SO _x	Maintenance	100	0.00	0.00	-0.01	-0.01	-0.01	-0.01	-0.01	-0.01	-0.01	-0.01	-0.01
Polson, MT	PM ₁₀	Moderate	100	0.00	0.00	0.00	0.00	0.00	0.00	0.00	0.00	0.00	0.00	0.00
Portland, ME	Ozone	Maintenance	100	0.00	-0.12	-0.18	-0.25	-0.24	-0.26	-0.27	-0.29	-0.32	-0.36	-0.36
Portland, OR	CO	Maintenance	100	0.00	-0.33	-0.50	-0.69	-0.68	-0.71	-0.76	-0.82	-0.89	-1.01	-1.01
Portneuf Valley, ID	PM ₁₀	Maintenance	100	0.00	-0.01	-0.01	-0.02	-0.02	-0.02	-0.02	-0.02	-0.03	-0.03	-0.03
Poughkeepsie, NY	Ozone	Moderate	50	0.00	-0.27	-0.42	-0.58	-0.57	-0.60	-0.64	-0.69	-0.74	-0.85	-0.85
Presque Isle, ME	PM ₁₀	Maintenance	100	0.00	0.00	0.00	0.00	0.00	0.00	0.00	0.00	-0.01	-0.01	-0.01
Providence (entire State), RI	Ozone	Moderate	50	0.00	-0.20	-0.31	-0.43	-0.42	-0.44	-0.47	-0.51	-0.55	-0.63	-0.63
Provo, UT	CO	Maintenance	100	0.00	-0.03	-0.05	-0.07	-0.07	-0.07	-0.08	-0.08	-0.09	-0.10	-0.10
Raleigh-Durham, NC	CO	Maintenance	100	0.00	-0.26	-0.40	-0.56	-0.55	-0.58	-0.61	-0.66	-0.72	-0.82	-0.82
Raleigh-Durham-Chapel Hill, NC	Ozone	Maintenance	100	0.00	-0.36	-0.55	-0.76	-0.75	-0.79	-0.84	-0.91	-0.98	-1.11	-1.11
Ramsey County, MN	PM ₁₀	Maintenance	100	0.00	0.00	0.00	0.00	0.00	0.00	0.00	0.00	0.00	0.00	0.00
Reading, PA	Ozone	Maintenance	100	0.00	-0.14	-0.21	-0.30	-0.29	-0.30	-0.33	-0.35	-0.38	-0.43	-0.43
Reading, PA	PM _{2.5}	Nonattainment	100	0.00	-0.14	-0.21	-0.30	-0.29	-0.30	-0.33	-0.35	-0.38	-0.43	-0.43
Reno, NV	CO	Maintenance	100	0.00	-0.05	-0.08	-0.11	-0.11	-0.11	-0.12	-0.13	-0.14	-0.16	-0.16
Rhineland (Oneida County), WI	SO _x	Maintenance	100	0.00	0.00	0.00	0.00	0.00	0.00	0.00	0.00	0.00	0.00	0.00
Richmond-Petersburg, VA	Ozone	Maintenance	100	0.00	-0.26	-0.39	-0.54	-0.53	-0.56	-0.60	-0.64	-0.69	-0.79	-0.79
Rillito, AZ	PM ₁₀	Moderate	100	0.00	-0.01	-0.01	-0.02	-0.02	-0.02	-0.02	-0.02	-0.03	-0.03	-0.03
Riverside County (Coachella Valley), CA	Ozone	Severe	25	0.00	-0.12	-0.19	-0.26	-0.26	-0.27	-0.29	-0.31	-0.34	-0.38	-0.38
Roanoke, VA	Ozone	Former Subpart 1	50	0.00	-0.06	-0.08	-0.12	-0.12	-0.12	-0.13	-0.14	-0.15	-0.17	-0.17
Rochester (Olmsted County), MN	SO _x	Maintenance	100	0.00	-0.02	-0.03	-0.04	-0.03	-0.04	-0.04	-0.04	-0.04	-0.05	-0.05
Rochester, NY	Ozone	Former Subpart 1	50	0.00	-0.28	-0.43	-0.59	-0.59	-0.61	-0.65	-0.71	-0.76	-0.87	-0.87
Rocky Mount, NC	Ozone	Maintenance	100	0.00	-0.04	-0.06	-0.08	-0.08	-0.09	-0.09	-0.10	-0.11	-0.12	-0.12
Rome, GA	PM _{2.5}	Nonattainment	100	0.00	-0.03	-0.04	-0.05	-0.05	-0.06	-0.06	-0.06	-0.07	-0.08	-0.08
Ronan, MT	PM ₁₀	Moderate	100	0.00	0.00	0.00	0.00	0.00	0.00	0.00	0.00	0.00	0.00	0.00
Rothschild, Rib Mountain, Weston (Marathon County), WI	SO _x	Maintenance	100	0.00	0.00	0.00	0.00	0.00	0.00	0.00	0.00	0.00	0.00	0.00

Table D2-28 Emission Changes <u>a/</u> (for Cumulative Impacts) by Nonattainment Area with Alternative Standards for HD Vehicles Sulfur Dioxide (SO ₂) 2018													
Nonattainment Area	Pollutant	Status <u>c/</u>	General Conformity Threshold <u>d/</u>	Emissions Changes for Cumulative Impacts (tons/year)									
				Alt. 1	Alt. 2	Alt. 3	Alt. 4	Alt. 6A	Alt. 5	Alt. 6 <u>b/</u>	Alt. 7	Alt. 6B	Alt. 8
				No Action	Engine Only	Class 8 Tractors	Engines & Classes 7–8 Tractors	15% below Preferred Alternative Stringency	Engines, Classes 7–8 Tractors, & Classes 2b–3	Engines, Tractors, & Classes 2b–8	Engines, Tractors, & Truck, & Trailers	20% above Preferred Alternative Stringency	Accelerated Hybrid Adoption
Sacramento County, CA	PM ₁₀	Moderate	100	0.00	-0.29	-0.45	-0.62	-0.61	-0.64	-0.68	-0.74	-0.80	-0.91
Sacramento Metro, CA	Ozone	Severe	25	0.00	-0.52	-0.80	-1.10	-1.09	-1.14	-1.21	-1.31	-1.41	-1.61
Sacramento, CA	CO	Maintenance	100	0.00	-0.33	-0.50	-0.69	-0.68	-0.71	-0.76	-0.82	-0.88	-1.01
Salem, OR	CO	Maintenance	100	0.00	-0.03	-0.04	-0.06	-0.06	-0.06	-0.06	-0.07	-0.08	-0.09
Salt Lake City, UT	CO	Maintenance	100	0.00	-0.70	-1.06	-1.44	-1.42	-1.47	-1.58	-1.72	-1.85	-2.08
Salt Lake County, UT	PM ₁₀	Moderate	100	0.00	-1.08	-1.64	-2.25	-2.21	-2.30	-2.46	-2.68	-2.88	-3.25
Salt Lake County, UT	SO _x	Nonattainment	100	0.00	-0.42	-0.65	-0.90	-0.89	-0.93	-0.99	-1.07	-1.15	-1.31
San Antonio, TX	Ozone	Former Subpart 1	50	0.00	-0.38	-0.58	-0.81	-0.80	-0.83	-0.89	-0.96	-1.03	-1.18
San Bernardino County, CA	PM ₁₀	Moderate	100	0.00	-0.09	-0.13	-0.19	-0.18	-0.19	-0.20	-0.22	-0.24	-0.27
San Diego, CA	CO	Maintenance	100	0.00	-1.65	-2.52	-3.49	-3.45	-3.60	-3.84	-4.15	-4.47	-5.10
San Diego, CA	Ozone	Former Subpart 1	50	0.00	-1.65	-2.52	-3.49	-3.45	-3.60	-3.84	-4.15	-4.47	-5.10
San Francisco Bay Area, CA	Ozone	Marginal	50	0.00	-131.26	-199.48	-271.42	-266.59	-276.61	-297.05	-323.56	-348.18	-390.48
San Francisco-Oakland-San Jose, CA	CO	Maintenance	100	0.00	-131.43	-199.75	-271.79	-266.96	-276.99	-297.46	-324.01	-348.66	-391.02
San Joaquin Valley, CA	Ozone	Extreme	10	0.00	-4.05	-6.19	-8.51	-8.39	-8.74	-9.35	-10.13	-10.92	-12.38
San Joaquin Valley, CA	PM ₁₀	Maintenance	100	0.00	-4.05	-6.19	-8.51	-8.39	-8.74	-9.35	-10.13	-10.92	-12.38
San Joaquin Valley, CA	PM _{2.5}	Nonattainment	100	0.00	-4.05	-6.19	-8.51	-8.39	-8.74	-9.35	-10.13	-10.92	-12.38
San Manuel (Pinal County), AZ	SO _x	Maintenance	100	0.00	-0.01	-0.01	-0.01	-0.01	-0.01	-0.02	-0.02	-0.02	-0.02
Sanders County (part);Thompson Falls and vicinity, MT	PM ₁₀	Moderate	100	0.00	0.00	0.00	0.00	0.00	0.00	0.00	0.00	0.00	0.00
Scranton-Wilkes Barre, PA	Ozone	Maintenance	100	0.00	-0.14	-0.21	-0.30	-0.29	-0.31	-0.33	-0.35	-0.38	-0.43
Seattle-Tacoma, WA	CO	Maintenance	100	0.00	-0.61	-0.93	-1.29	-1.28	-1.33	-1.42	-1.54	-1.66	-1.89
Sheboygan, WI	Ozone	Moderate	50	0.00	-0.02	-0.04	-0.05	-0.05	-0.05	-0.06	-0.06	-0.07	-0.08
Sheridan, WY	PM ₁₀	Moderate	100	0.00	0.00	-0.01	-0.01	-0.01	-0.01	-0.01	-0.01	-0.01	-0.01
Shoshone County, ID	PM ₁₀	Moderate	100	0.00	0.00	0.00	0.00	0.00	0.00	0.00	0.00	0.00	0.00
Somerville, NJ	CO	Maintenance	100	0.00	0.00	-0.01	-0.01	-0.01	-0.01	-0.01	-0.01	-0.01	-0.01
South Bend-Elkhart, IN	Ozone	Maintenance	100	0.00	-0.09	-0.14	-0.20	-0.20	-0.21	-0.22	-0.24	-0.26	-0.29
Southeast Chicago, IL	PM ₁₀	Maintenance	100	0.00	-0.04	-0.06	-0.08	-0.08	-0.09	-0.09	-0.10	-0.11	-0.12
Spokane County, WA	PM ₁₀	Maintenance	100	0.00	-0.06	-0.09	-0.13	-0.13	-0.13	-0.14	-0.15	-0.16	-0.19
Spokane, WA	CO	Maintenance	100	0.00	-0.06	-0.09	-0.13	-0.13	-0.13	-0.14	-0.15	-0.16	-0.19
Springfield (western MA), MA	Ozone	Moderate	50	0.00	-0.19	-0.29	-0.40	-0.39	-0.41	-0.44	-0.47	-0.51	-0.58
Springfield, MA	CO	Maintenance	100	0.00	-0.03	-0.05	-0.06	-0.06	-0.06	-0.07	-0.07	-0.08	-0.09
St Louis, MO	CO	Maintenance	100	0.00	-0.20	-0.31	-0.42	-0.42	-0.44	-0.47	-0.50	-0.54	-0.62
St Louis, MO-IL	Ozone	Moderate	50	0.00	-111.66	-169.69	-230.87	-226.76	-235.27	-252.67	-275.23	-296.16	-332.11
St. Louis, MO-IL	PM _{2.5}	Nonattainment	100	0.00	-111.66	-169.68	-230.87	-226.75	-235.26	-252.66	-275.22	-296.15	-332.10
State College, PA	Ozone	Maintenance	100	0.00	-0.04	-0.06	-0.08	-0.08	-0.08	-0.09	-0.10	-0.10	-0.12
Steamboat Springs, CO	PM ₁₀	Maintenance	100	0.00	0.00	-0.01	-0.01	-0.01	-0.01	-0.01	-0.01	-0.01	-0.01
Steubenville & Mingo Junction, OH	SO _x	Maintenance	100	0.00	-0.01	-0.01	-0.02	-0.02	-0.02	-0.02	-0.02	-0.03	-0.03
Steubenville-Weirton, OH-WV	Ozone	Maintenance	100	0.00	-0.99	-1.51	-2.06	-2.02	-2.10	-2.25	-2.45	-2.64	-2.96
Steubenville-Weirton, OH-WV	PM _{2.5}	Nonattainment	100	0.00	-0.99	-1.51	-2.06	-2.02	-2.10	-2.25	-2.45	-2.64	-2.96
Stockton, CA	CO	Maintenance	100	0.00	-0.09	-0.14	-0.19	-0.19	-0.20	-0.21	-0.23	-0.25	-0.28
Sutter County (Sutter Buttes), CA	Ozone	Former Subpart 1	50	0.00	0.00	0.00	0.00	0.00	0.00	0.00	0.00	0.00	0.00
Syracuse, NY	CO	Maintenance	100	0.00	-0.11	-0.17	-0.23	-0.23	-0.24	-0.25	-0.27	-0.30	-0.34
Telluride, CO	PM ₁₀	Maintenance	100	0.00	0.00	0.00	0.00	0.00	0.00	0.00	0.00	0.00	0.00
Terre Haute, IN	Ozone	Maintenance	100	0.00	-0.03	-0.04	-0.06	-0.06	-0.06	-0.07	-0.07	-0.08	-0.09

Table D2-28 Emission Changes ^{a/} (for Cumulative Impacts) by Nonattainment Area with Alternative Standards for HD Vehicles Sulfur Dioxide (SO ₂) 2018														
Nonattainment Area	Pollutant	Status ^{c/}	General Conformity Threshold ^{d/}	Emissions Changes for Cumulative Impacts (tons/year)										
				Alt. 1	Alt. 2	Alt. 3	Alt. 4	Alt. 6A	Alt. 5	Alt. 6 ^{b/}	Alt. 7	Alt. 6B	Alt. 8	
				No Action	Engine Only	Class 8 Tractors	Engines & Classes 7-8 Tractors	15% below Preferred Alternative Stringency	Engines, Classes 7-8 Tractors, & Classes 2b-3	Engines, Tractors, & Classes 2b-8	Engines, Tractors, & Trailers	20% above Preferred Alternative Stringency	Accelerated Hybrid Adoption	
Tioga County, PA	Ozone	Maintenance	100	0.00	-0.01	-0.02	-0.03	-0.03	-0.03	-0.03	-0.03	-0.03	-0.03	-0.04
Toledo, OH	Ozone	Maintenance	100	0.00	-6.25	-9.50	-12.93	-12.70	-13.18	-14.15	-15.41	-16.59	-18.60	
Toms River, NJ	CO	Maintenance	100	0.00	-0.02	-0.03	-0.04	-0.04	-0.04	-0.05	-0.05	-0.05	-0.06	
Tooele County, UT	SO _x	Nonattainment	100	0.00	-0.02	-0.03	-0.04	-0.04	-0.05	-0.05	-0.05	-0.06	-0.06	
Trenton, NJ	CO	Maintenance	100	0.00	-0.02	-0.03	-0.04	-0.04	-0.04	-0.04	-0.05	-0.05	-0.06	
Trona, CA	PM ₁₀	Moderate	100	0.00	0.00	0.00	0.00	0.00	0.00	0.00	0.00	0.00	0.00	
Tucson, AZ	CO	Maintenance	100	0.00	-0.20	-0.31	-0.43	-0.42	-0.44	-0.47	-0.51	-0.55	-0.62	
Utah County, UT	PM ₁₀	Moderate	100	0.00	-0.10	-0.15	-0.21	-0.21	-0.21	-0.23	-0.25	-0.27	-0.30	
Vancouver, WA	CO	Maintenance	100	0.00	-0.06	-0.09	-0.13	-0.13	-0.13	-0.14	-0.16	-0.17	-0.19	
Ventura County, CA	Ozone	Serious	50	0.00	-0.23	-0.36	-0.49	-0.48	-0.50	-0.54	-0.58	-0.63	-0.71	
Vermillion County, IN	PM ₁₀	Maintenance	100	0.00	0.00	0.00	0.00	0.00	0.00	0.00	0.00	0.00	0.00	
Vigo County, IN	SO _x	Maintenance	100	0.00	-0.03	-0.04	-0.06	-0.06	-0.06	-0.07	-0.07	-0.08	-0.09	
Wallula, WA	PM ₁₀	Maintenance	100	0.00	0.00	0.00	0.00	0.00	0.00	0.00	0.00	0.00	0.00	
Waltham, MA	CO	Maintenance	100	0.00	-0.01	-0.02	-0.03	-0.02	-0.03	-0.03	-0.03	-0.03	-0.04	
Warren County, NJ	SO _x	Maintenance	100	0.00	-0.01	-0.01	-0.02	-0.02	-0.02	-0.02	-0.02	-0.02	-0.02	
Warren County, PA	SO _x	Nonattainment	100	0.00	0.00	0.00	-0.01	-0.01	-0.01	-0.01	-0.01	-0.01	-0.01	
Washington County (Hagerstown), MD	Ozone	Former Subpart 1	50	0.00	-0.04	-0.07	-0.09	-0.09	-0.10	-0.10	-0.11	-0.12	-0.14	
Washington, DC-MD-VA	CO	Maintenance	100	0.00	-2.50	-3.82	-5.29	-5.22	-5.45	-5.82	-6.29	-6.78	-7.73	
Washington, DC-MD-VA	Ozone	Moderate	50	0.00	-2.50	-3.82	-5.29	-5.22	-5.45	-5.82	-6.29	-6.78	-7.73	
Washington, DC-MD-VA	PM _{2.5}	Nonattainment	100	0.00	-2.50	-3.82	-5.29	-5.22	-5.45	-5.82	-6.29	-6.78	-7.73	
Washoe County, NV	PM ₁₀	Serious	70	0.00	-0.05	-0.08	-0.11	-0.11	-0.11	-0.12	-0.13	-0.14	-0.16	
Waterford Township (Washington County), OH	SO _x	Maintenance	100	0.00	0.00	0.00	0.00	0.00	0.00	0.00	0.00	0.00	0.00	
Wayne County, IN	SO _x	Maintenance	100	0.00	-0.02	-0.02	-0.03	-0.03	-0.03	-0.04	-0.04	-0.04	-0.05	
Wayne County, MI	PM ₁₀	Maintenance	100	0.00	-3.72	-5.66	-7.70	-7.56	-7.85	-8.43	-9.18	-9.88	-11.08	
Weirton, WV	PM ₁₀	Maintenance	100	0.00	0.00	-0.01	-0.01	-0.01	-0.01	-0.01	-0.01	-0.01	-0.02	
Weirton, WV	SO _x	Maintenance	100	0.00	0.00	-0.01	-0.01	-0.01	-0.01	-0.01	-0.01	-0.01	-0.02	
Wheeling, WV-OH	Ozone	Maintenance	100	0.00	-0.06	-0.10	-0.14	-0.14	-0.14	-0.15	-0.16	-0.18	-0.20	
Wheeling, WV-OH	PM _{2.5}	Nonattainment	100	0.00	-0.06	-0.10	-0.14	-0.14	-0.14	-0.15	-0.16	-0.18	-0.20	
Winston-Salem, NC	CO	Maintenance	100	0.00	-0.09	-0.13	-0.18	-0.18	-0.19	-0.20	-0.21	-0.23	-0.26	
Worcester, MA	CO	Maintenance	100	0.00	-0.04	-0.07	-0.09	-0.09	-0.10	-0.10	-0.11	-0.12	-0.14	
Yakima County, WA	PM ₁₀	Maintenance	100	0.00	-0.02	-0.03	-0.04	-0.04	-0.04	-0.04	-0.05	-0.05	-0.06	
Yakima, WA	CO	Maintenance	100	0.00	-0.01	-0.01	-0.02	-0.02	-0.02	-0.02	-0.02	-0.02	-0.02	
York, PA	Ozone	Maintenance	100	0.00	-0.16	-0.25	-0.34	-0.34	-0.35	-0.38	-0.41	-0.44	-0.50	
York, PA	PM _{2.5}	Nonattainment	100	0.00	-0.16	-0.25	-0.34	-0.34	-0.35	-0.38	-0.41	-0.44	-0.50	
Youngstown-Warren-Sharon, OH-PA	Ozone	Maintenance	100	0.00	-0.14	-0.21	-0.29	-0.29	-0.30	-0.32	-0.35	-0.37	-0.43	
Yuma, AZ	PM ₁₀	Moderate	100	0.00	-0.04	-0.06	-0.08	-0.08	-0.08	-0.09	-0.09	-0.10	-0.12	

^{a/} Negative emissions changes indicate reductions; positive emissions changes are increases. Values of less than 0.005 tons/year are rounded to zero.

^{b/} Preferred Alternative

^{c/} Pollutants for which the area is designated nonattainment or maintenance as of 2010. Source: 40 CFR 81.

^{d/} Emissions thresholds in tons/year of: CO in CO maintenance and nonattainment areas; VOC or NO_x in ozone maintenance and nonattainment areas; primary PM_{2.5} in PM_{2.5} maintenance and nonattainment areas; primary PM₁₀ in PM₁₀ maintenance and nonattainment areas; and SO₂ in SO₂ maintenance and nonattainment areas. Source: 40 CFR § 93.153. These thresholds are provided for information only; a general conformity determination is not required for the proposed actions. (See section 3.3.1.)

Source: EPA (U.S. Environmental Protection Agency). 2010. The Green Book Nonattainment Areas. Washington, District of Columbia. Last Revised: June 16, 2010. U.S. Environmental Protection Agency. Available: <http://www.epa.gov/oaqps001/greenbk/>. Accessed: August 6, 2010.

Table D2-29 Emission Changes <u>a/</u> (for Cumulative Impacts) by Nonattainment Area with Alternative Standards for HD Vehicles Sulfur Dioxide (SO ₂) 2030														
Nonattainment Area	Pollutant	Status <u>c/</u>	General Conformity Threshold <u>d/</u>	Emissions Changes for Cumulative Impacts (tons/year)										
				Alt. 1	Alt. 2	Alt. 3	Alt. 4	Alt. 6A	Alt. 5	Alt. 6 <u>b/</u>	Alt. 7	Alt. 6B	Alt. 8	
				No Action	Engine Only	Class 8 Tractors	Engines & Classes 7-8 Tractors	15% below Preferred Alternative Stringency	Engines, Classes 7-8 Tractors, & Classes 2b-3	Engines, Tractors, & Classes 2b-8	Engines, Tractors, & Trucks, & Trailers	20% above Preferred Alternative Stringency	Accelerated Hybrid Adoption	
Addison Township (Gallia County), OH	SO _x	Maintenance	100	0.00	0.00	0.00	0.00	0.00	0.00	0.00	0.00	0.00	0.00	-0.01
Ajo (Pima County), AZ	PM ₁₀	Moderate	100	0.00	0.00	0.00	-0.01	-0.01	-0.01	-0.01	-0.01	-0.01	-0.01	-0.01
Ajo (Pima County), AZ	SO _x	Maintenance	100	0.00	0.00	0.00	-0.01	-0.01	-0.01	-0.01	-0.01	-0.01	-0.01	-0.01
Albany-Schenectady-Troy, NY	Ozone	Former Subpart 1	50	0.00	-0.45	-0.57	-0.82	-0.85	-0.89	-0.96	-1.01	-1.01	-1.11	-1.39
Albuquerque, NM	CO	Maintenance	100	0.00	-0.36	-0.45	-0.65	-0.68	-0.71	-0.76	-0.80	-0.88	-0.88	-1.11
Allegan County, MI	Ozone	Former Subpart 1	50	0.00	-0.14	-0.18	-0.26	-0.27	-0.28	-0.30	-0.32	-0.35	-0.44	-0.44
Allentown-Bethlehem-Easton, PA	Ozone	Maintenance	100	0.00	-0.38	-0.47	-0.68	-0.71	-0.74	-0.79	-0.84	-0.92	-0.92	-1.16
Altoona, PA	Ozone	Maintenance	100	0.00	-0.07	-0.08	-0.12	-0.12	-0.13	-0.14	-0.15	-0.16	-0.16	-0.20
Amador and Calveras Counties (Central Mountain), CA	Ozone	Former Subpart 1	50	0.00	-0.07	-0.09	-0.13	-0.14	-0.14	-0.15	-0.16	-0.18	-0.18	-0.22
Anchorage, AK	CO	Maintenance	100	0.00	-0.05	-0.06	-0.09	-0.09	-0.10	-0.11	-0.11	-0.12	-0.12	-0.15
Anthony, NM	PM ₁₀	Moderate	100	0.00	0.00	-0.01	-0.01	-0.01	-0.01	-0.01	-0.01	-0.01	-0.01	-0.01
Armstrong County, PA	SO _x	Nonattainment	100	0.00	0.00	0.00	0.00	0.00	-0.01	-0.01	-0.01	-0.01	-0.01	-0.01
Aspen, CO	PM ₁₀	Maintenance	100	0.00	0.00	-0.01	-0.01	-0.01	-0.01	-0.01	-0.01	-0.01	-0.01	-0.02
Atlanta, GA	Ozone	Moderate	50	0.00	-9.28	-11.64	-16.84	-17.44	-18.29	-19.57	-20.66	-22.72	-22.72	-28.51
Atlanta, GA	PM _{2.5}	Nonattainment	100	0.00	-9.28	-11.64	-16.84	-17.44	-18.29	-19.57	-20.66	-22.72	-22.72	-28.51
Atlantic City, NJ	CO	Maintenance	100	0.00	-0.01	-0.01	-0.02	-0.02	-0.02	-0.02	-0.02	-0.02	-0.02	-0.03
Bakersfield, CA	CO	Maintenance	100	0.00	-2.44	-3.01	-4.32	-4.42	-4.61	-4.96	-5.26	-5.78	-5.78	-7.17
Baltimore, MD	CO	Maintenance	100	0.00	-1.91	-2.39	-3.46	-3.58	-3.76	-4.02	-4.24	-4.67	-4.67	-5.86
Baltimore, MD	Ozone	Moderate	50	0.00	-1.91	-2.39	-3.46	-3.58	-3.76	-4.02	-4.24	-4.67	-4.67	-5.86
Baltimore, MD	PM _{2.5}	Nonattainment	100	0.00	-1.91	-2.39	-3.46	-3.58	-3.76	-4.02	-4.24	-4.67	-4.67	-5.86
Baton Rouge, LA	Ozone	Moderate	50	0.00	-24.06	-29.67	-42.49	-43.47	-45.33	-48.74	-51.73	-56.87	-56.87	-70.45
Beaumont-Port Arthur, TX	Ozone	Moderate	50	0.00	-160.45	-197.86	-283.28	-289.74	-302.11	-324.86	-344.79	-379.08	-379.08	-469.44
Benton County, TN	SO _x	Maintenance	100	0.00	0.00	0.00	0.00	0.00	0.00	0.00	0.00	-0.01	-0.01	-0.01
Benton Harbor, MI	Ozone	Maintenance	100	0.00	-0.17	-0.21	-0.30	-0.31	-0.33	-0.35	-0.37	-0.41	-0.41	-0.51
Benzie County, MI	Ozone	Maintenance	100	0.00	-0.02	-0.03	-0.04	-0.04	-0.05	-0.05	-0.05	-0.06	-0.06	-0.07
Berkeley and Jefferson Counties, WV	Ozone	Maintenance	100	0.00	-0.15	-0.18	-0.27	-0.27	-0.29	-0.31	-0.33	-0.36	-0.36	-0.45
Billings, MT	CO	Maintenance	100	0.00	-46.59	-57.45	-82.26	-84.13	-87.72	-94.33	-100.12	-110.08	-110.08	-136.31
Birmingham, AL	Ozone	Maintenance	100	0.00	-1.14	-1.43	-2.07	-2.14	-2.25	-2.41	-2.54	-2.79	-2.79	-3.51
Birmingham, AL	PM _{2.5}	Nonattainment	100	0.00	-1.14	-1.43	-2.07	-2.14	-2.25	-2.41	-2.54	-2.79	-2.79	-3.51
Boise-Northern Ada County, ID	CO	Maintenance	100	0.00	-0.42	-0.52	-0.76	-0.79	-0.82	-0.88	-0.93	-1.02	-1.02	-1.28
Boise-Northern Ada County, ID	PM ₁₀	Maintenance	100	0.00	-0.42	-0.52	-0.76	-0.79	-0.82	-0.88	-0.93	-1.02	-1.02	-1.28
Bonner County (Sandpoint), ID	PM ₁₀	Moderate	100	0.00	-0.01	-0.01	-0.02	-0.02	-0.02	-0.02	-0.02	-0.03	-0.03	-0.03
Boston, MA	CO	Maintenance	100	0.00	-0.41	-0.51	-0.74	-0.77	-0.80	-0.86	-0.91	-1.00	-1.00	-1.25
Boston-Lawrence-Worcester (eastern MA), MA	Ozone	Moderate	50	0.00	-2.67	-3.35	-4.85	-5.02	-5.27	-5.63	-5.95	-6.54	-6.54	-8.21
Boston-Manchester-Portsmouth (southeast NH), NH	Ozone	Moderate	50	0.00	-0.42	-0.53	-0.77	-0.79	-0.83	-0.89	-0.94	-1.03	-1.03	-1.30
Boyd County (part), KY	SO _x	Maintenance	100	0.00	-0.01	-0.01	-0.01	-0.01	-0.01	-0.02	-0.02	-0.02	-0.02	-0.02
Buffalo-Niagara Falls, NY	Ozone	Former Subpart 1	50	0.00	-0.43	-0.54	-0.79	-0.81	-0.85	-0.91	-0.96	-1.06	-1.06	-1.33
Burlington, NJ	CO	Maintenance	100	0.00	0.00	-0.01	-0.01	-0.01	-0.01	-0.01	-0.01	-0.01	-0.01	-0.01
Butte, MT	PM ₁₀	Moderate	100	0.00	-0.02	-0.02	-0.03	-0.03	-0.03	-0.04	-0.04	-0.04	-0.04	-0.05
Canon City, CO	PM ₁₀	Maintenance	100	0.00	-0.01	-0.02	-0.02	-0.02	-0.03	-0.03	-0.03	-0.03	-0.03	-0.04
Canton-Massillon, OH	Ozone	Maintenance	100	0.00	-2.57	-3.18	-4.56	-4.68	-4.88	-5.24	-5.56	-6.11	-6.11	-7.59
Canton-Massillon, OH	PM _{2.5}	Nonattainment	100	0.00	-2.57	-3.18	-4.56	-4.68	-4.88	-5.24	-5.56	-6.11	-6.11	-7.59
Case County, MI	Ozone	Maintenance	100	0.00	-0.04	-0.05	-0.07	-0.08	-0.08	-0.09	-0.09	-0.10	-0.10	-0.13

Nonattainment Area	Pollutant	Status <u>c</u> /	General Conformity Threshold <u>d</u> /	Emissions Changes for Cumulative Impacts (tons/year)										
				Alt. 1	Alt. 2	Alt. 3	Alt. 4	Alt. 6A	Alt. 5	Alt. 6 <u>b</u> /	Alt. 7	Alt. 6B	Alt. 8	
				No Action	Engine Only	Class 8 Tractors	Engines & Classes 7-8 Tractors	15% below Preferred Alternative Stringency	Engines, Classes 7-8 Tractors, & Classes 2b-3	Engines, Tractors, & Classes 2b-8	Engines, Tractors, Trucks, & Trailers	20% above Preferred Alternative Stringency	Accelerated Hybrid Adoption	
Center Township (Morgan County), OH	SO _x	Maintenance	100	0.00	0.00	0.00	0.00	0.00	0.00	0.00	0.00	0.00	0.00	0.00
Central Steptoe Valley (White Pine County), NV	SO _x	Maintenance	100	0.00	0.00	0.00	0.00	0.00	0.00	0.00	0.00	0.00	0.00	-0.01
Charleston, WV	Ozone	Maintenance	100	0.00	-0.46	-0.58	-0.84	-0.87	-0.91	-0.97	-1.03	-1.13	-1.41	
Charleston, WV	PM _{2.5}	Nonattainment	100	0.00	-0.46	-0.58	-0.84	-0.87	-0.91	-0.97	-1.03	-1.13	-1.41	
Charlotte, NC	CO	Maintenance	100	0.00	-0.51	-0.64	-0.93	-0.96	-1.01	-1.08	-1.14	-1.25	-1.57	
Charlotte-Gastonia-Rock Hill, NC-SC	Ozone	Moderate	50	0.00	-1.17	-1.47	-2.12	-2.20	-2.31	-2.47	-2.60	-2.86	-3.59	
Chattanooga, TN-GA-AL	PM _{2.5}	Nonattainment	100	0.00	-0.40	-0.50	-0.73	-0.75	-0.79	-0.85	-0.89	-0.98	-1.23	
Chattanooga, TN-GA	Ozone	Former Subpart 1	50	0.00	-0.38	-0.47	-0.68	-0.71	-0.74	-0.79	-0.84	-0.92	-1.15	
Chicago-Gary-Lake County, IL-IN	Ozone	Moderate	50	0.00	-225.12	-277.85	-398.04	-407.38	-424.91	-456.78	-484.67	-532.88	-660.37	
Chicago-Gary-Lake County, IL-IN	PM _{2.5}	Nonattainment	100	0.00	-225.12	-277.85	-398.04	-407.38	-424.91	-456.78	-484.67	-532.88	-660.37	
Chico, CA	CO	Maintenance	100	0.00	-0.16	-0.20	-0.29	-0.30	-0.31	-0.34	-0.35	-0.39	-0.49	
Chico, CA	Ozone	Former Subpart 1	50	0.00	-0.16	-0.20	-0.29	-0.30	-0.31	-0.34	-0.35	-0.39	-0.49	
Cincinnati-Hamilton, OH-KY-IN	Ozone	Former Subpart 1	50	0.00	-2.86	-3.59	-5.20	-5.38	-5.64	-6.04	-6.38	-7.01	-8.80	
Cincinnati-Hamilton, OH-KY-IN	PM _{2.5}	Nonattainment	100	0.00	-2.86	-3.59	-5.20	-5.38	-5.64	-6.04	-6.38	-7.01	-8.80	
Clairton & 4 Boroughs, PA	PM ₁₀	Maintenance	100	0.00	-0.01	-0.01	-0.01	-0.01	-0.01	-0.01	-0.01	-0.01	-0.02	
Clark County, NV	PM ₁₀	Serious	70	0.00	-0.13	-0.17	-0.24	-0.25	-0.26	-0.28	-0.30	-0.33	-0.41	
Clarksville-Hopkinsville, TN-KY	Ozone	Maintenance	100	0.00	-0.23	-0.29	-0.43	-0.44	-0.46	-0.49	-0.52	-0.57	-0.72	
Clearfield and Indiana Counties, PA	Ozone	Maintenance	100	0.00	-0.23	-0.28	-0.41	-0.43	-0.45	-0.48	-0.50	-0.55	-0.69	
Cleveland, OH	CO	Maintenance	100	0.00	-0.60	-0.75	-1.09	-1.13	-1.18	-1.27	-1.34	-1.47	-1.84	
Cleveland-Akron-Lorain, OH	Ozone	Maintenance	100	0.00	-3.79	-4.75	-6.88	-7.12	-7.47	-7.99	-8.44	-9.28	-11.64	
Cleveland-Akron-Lorain, OH	PM _{2.5}	Nonattainment	100	0.00	-3.79	-4.75	-6.88	-7.12	-7.47	-7.99	-8.44	-9.28	-11.64	
Coachella Valley, CA	PM ₁₀	Serious	70	0.00	-0.24	-0.30	-0.44	-0.45	-0.47	-0.51	-0.53	-0.59	-0.74	
Colbert County, AL	SO _x	Maintenance	100	0.00	-0.04	-0.05	-0.07	-0.07	-0.08	-0.08	-0.09	-0.10	-0.12	
Colorado Springs, CO	CO	Maintenance	100	0.00	-0.28	-0.35	-0.51	-0.53	-0.56	-0.60	-0.63	-0.69	-0.87	
Columbia Falls, MT	PM ₁₀	Moderate	100	0.00	0.00	0.00	-0.01	-0.01	-0.01	-0.01	-0.01	-0.01	-0.01	
Columbia, SC	Ozone	Former Subpart 1	50	0.00	-0.52	-0.65	-0.94	-0.98	-1.02	-1.10	-1.16	-1.27	-1.60	
Columbus, OH	Ozone	Maintenance	100	0.00	-2.62	-3.28	-4.75	-4.92	-5.16	-5.52	-5.83	-6.41	-8.04	
Columbus, OH	PM _{2.5}	Nonattainment	100	0.00	-2.62	-3.28	-4.75	-4.92	-5.16	-5.52	-5.83	-6.41	-8.04	
Conewango Township (Warren County), PA	SO _x	Maintenance	100	0.00	0.00	0.00	0.00	0.00	0.00	0.00	0.00	-0.01	-0.01	
Coso Junction, CA	PM ₁₀	Moderate	100	0.00	0.00	0.00	0.00	0.00	0.00	0.00	0.00	0.00	0.00	
Cuyahoga County, OH	PM ₁₀	Maintenance	100	0.00	-1.09	-1.37	-1.98	-2.05	-2.16	-2.31	-2.43	-2.68	-3.36	
Cuyahoga County, OH	SO _x	Maintenance	100	0.00	-1.09	-1.37	-1.98	-2.05	-2.16	-2.31	-2.43	-2.68	-3.36	
Dallas-Fort Worth, TX	Ozone	Moderate	50	0.00	-2.86	-3.58	-5.19	-5.37	-5.63	-6.03	-6.36	-7.00	-8.78	
Dayton-Springfield, OH	Ozone	Maintenance	100	0.00	-1.17	-1.47	-2.13	-2.20	-2.31	-2.47	-2.61	-2.87	-3.60	
Dayton-Springfield, OH	PM _{2.5}	Nonattainment	100	0.00	-1.17	-1.47	-2.13	-2.20	-2.31	-2.47	-2.61	-2.87	-3.60	
Denver Metro, CO	PM ₁₀	Maintenance	100	0.00	-25.12	-31.00	-44.42	-45.46	-47.41	-50.97	-54.08	-59.46	-73.69	
Denver-Boulder, CO	CO	Maintenance	100	0.00	-25.05	-30.92	-44.29	-45.33	-47.28	-50.83	-53.93	-59.30	-73.48	
Denver-Boulder-Greeley-Fort Collins-Loveland, CO	Ozone	Former Subpart 1	50	0.00	-25.48	-31.45	-45.06	-46.13	-48.12	-51.72	-54.88	-60.34	-74.78	
Detroit, MI	CO	Maintenance	100	0.00	-7.40	-9.16	-13.15	-13.48	-14.07	-15.12	-16.03	-17.62	-21.88	
Detroit-Ann Arbor, MI	Ozone	Maintenance	100	0.00	-15.29	-19.04	-27.44	-28.27	-29.58	-31.71	-33.55	-36.90	-46.06	
Detroit-Ann Arbor, MI	PM _{2.5}	Nonattainment	100	0.00	-15.29	-19.04	-27.44	-28.27	-29.58	-31.71	-33.55	-36.90	-46.06	
Door County, WI	Ozone	Former Subpart 1	50	0.00	-0.03	-0.04	-0.06	-0.06	-0.06	-0.07	-0.07	-0.08	-0.10	
Douglas (Cochise County), AZ	PM ₁₀	Moderate	100	0.00	-0.05	-0.06	-0.09	-0.09	-0.09	-0.10	-0.11	-0.12	-0.15	

Table D2-29 Emission Changes <u>a/</u> (for Cumulative Impacts) by Nonattainment Area with Alternative Standards for HD Vehicles Sulfur Dioxide (SO ₂) 2030														
Nonattainment Area	Pollutant	Status <u>c/</u>	General Conformity Threshold <u>d/</u>	Emissions Changes for Cumulative Impacts (tons/year)										
				Alt. 1	Alt. 2	Alt. 3	Alt. 4	Alt. 6A	Alt. 5	Alt. 6 <u>b/</u>	Alt. 7	Alt. 6B	Alt. 8	
				No Action	Engine Only	Class 8 Tractors	Engines & Classes 7-8 Tractors	15% below Preferred Alternative Stringency	Engines, Classes 7-8 Tractors, & Classes 2b-3	Engines, Tractors, & Classes 2b-8	Engines, Tractors, & Truck, & Trailers	20% above Preferred Alternative Stringency	Accelerated Hybrid Adoption	
Douglas (Cochise County), AZ	SO _x	Maintenance	100	0.00	-0.05	-0.06	-0.09	-0.09	-0.09	-0.09	-0.10	-0.11	-0.12	-0.15
Duluth, MN	CO	Maintenance	100	0.00	-0.06	-0.07	-0.10	-0.11	-0.11	-0.11	-0.12	-0.13	-0.14	-0.18
Eagle River, AK	PM ₁₀	Moderate	100	0.00	0.00	0.00	-0.01	-0.01	-0.01	-0.01	-0.01	-0.01	-0.01	-0.01
East Chicago, IN	CO	Maintenance	100	0.00	-0.14	-0.18	-0.25	-0.26	-0.26	-0.28	-0.29	-0.31	-0.34	-0.43
East Chicago, IN	PM ₁₀	Maintenance	100	0.00	-55.31	-68.20	-97.65	-99.87	-99.87	-104.14	-111.98	-118.85	-130.67	-161.82
East Helena Area (Lewis and Clark County), MT	SO _x	Nonattainment	100	0.00	0.00	0.00	0.00	0.00	0.00	0.00	0.00	0.00	0.00	0.00
El Paso County, TX	PM ₁₀	Moderate	100	0.00	-6.49	-8.01	-11.47	-11.73	-11.73	-12.24	-13.15	-13.96	-15.35	-19.01
El Paso, TX	CO	Maintenance	100	0.00	-0.01	-0.01	-0.02	-0.02	-0.02	-0.02	-0.02	-0.02	-0.02	-0.03
Erie, PA	Ozone	Maintenance	100	0.00	-0.18	-0.23	-0.33	-0.35	-0.35	-0.36	-0.39	-0.41	-0.45	-0.57
Essex County (Whiteface Mountain), NY	Ozone	Former Subpart 1	50	0.00	0.00	0.00	0.00	0.00	0.00	0.00	0.00	0.00	0.00	0.00
Eugene-Springfield, OR	CO	Maintenance	100	0.00	-0.26	-0.32	-0.47	-0.48	-0.48	-0.51	-0.54	-0.57	-0.63	-0.79
Eugene-Springfield, OR	PM ₁₀	Moderate	100	0.00	-0.26	-0.32	-0.47	-0.48	-0.48	-0.51	-0.54	-0.57	-0.63	-0.79
Evansville, IN	Ozone	Maintenance	100	0.00	-0.50	-0.63	-0.92	-0.95	-0.95	-1.00	-1.06	-1.12	-1.24	-1.55
Evansville, IN	PM _{2.5}	Nonattainment	100	0.00	-0.50	-0.63	-0.92	-0.95	-0.95	-1.00	-1.06	-1.12	-1.24	-1.55
Fairbanks, AK	CO	Maintenance	100	0.00	-0.01	-0.01	-0.02	-0.02	-0.02	-0.02	-0.02	-0.02	-0.03	-0.03
Fayetteville, NC	Ozone	Former Subpart 1	50	0.00	-0.18	-0.23	-0.34	-0.35	-0.35	-0.36	-0.39	-0.41	-0.45	-0.57
Flathead County; Whitefish and vicinity, MT	PM ₁₀	Moderate	100	0.00	0.00	-0.01	-0.01	-0.01	-0.01	-0.01	-0.01	-0.01	-0.01	-0.02
Flint, MI	Ozone	Maintenance	100	0.00	-0.81	-1.01	-1.46	-1.50	-1.50	-1.57	-1.69	-1.78	-1.96	-2.45
Follansbee, WV	PM ₁₀	Maintenance	100	0.00	0.00	0.00	0.00	0.00	0.00	0.00	0.00	0.00	0.00	0.00
Fort Collins, CO	CO	Maintenance	100	0.00	-0.10	-0.12	-0.17	-0.18	-0.18	-0.19	-0.20	-0.21	-0.23	-0.29
Fort Hall Reservation, ID	PM ₁₀	Moderate	100	0.00	0.00	0.00	0.00	0.00	0.00	0.00	0.00	0.00	0.00	0.00
Fort Wayne, IN	Ozone	Maintenance	100	0.00	-0.29	-0.37	-0.54	-0.55	-0.55	-0.58	-0.62	-0.66	-0.72	-0.91
Franklin County, PA	Ozone	Maintenance	100	0.00	-0.14	-0.18	-0.26	-0.27	-0.27	-0.28	-0.30	-0.32	-0.35	-0.44
Franklin Township (Coshocton County), OH	SO _x	Maintenance	100	0.00	0.00	0.00	0.00	0.00	0.00	0.00	0.00	0.00	0.00	0.00
Frederick County, VA	Ozone	Former Subpart 1	50	0.00	-0.10	-0.12	-0.17	-0.18	-0.18	-0.19	-0.20	-0.21	-0.23	-0.29
Fredericksburg, VA	Ozone	Maintenance	100	0.00	-0.18	-0.23	-0.33	-0.34	-0.34	-0.36	-0.39	-0.41	-0.45	-0.56
Freehold, NJ	CO	Maintenance	100	0.00	0.00	0.00	-0.01	-0.01	-0.01	-0.01	-0.01	-0.01	-0.01	-0.01
Fresno, CA	CO	Maintenance	100	0.00	-0.31	-0.39	-0.56	-0.58	-0.58	-0.61	-0.65	-0.69	-0.76	-0.95
Grand Rapids, MI	Ozone	Maintenance	100	0.00	-0.79	-0.99	-1.43	-1.49	-1.49	-1.56	-1.67	-1.76	-1.93	-2.43
Granite City, Nameoki Townships, IL	PM ₁₀	Maintenance	100	0.00	-0.03	-0.04	-0.06	-0.06	-0.06	-0.07	-0.07	-0.07	-0.08	-0.10
Grant County, NM	SO _x	Maintenance	100	0.00	0.00	0.00	0.00	0.00	0.00	0.00	0.00	0.00	0.00	-0.01
Grants Pass, OR	CO	Maintenance	100	0.00	-0.02	-0.03	-0.04	-0.04	-0.04	-0.04	-0.04	-0.05	-0.05	-0.06
Grants Pass, OR	PM ₁₀	Maintenance	100	0.00	-0.02	-0.03	-0.04	-0.04	-0.04	-0.04	-0.04	-0.05	-0.05	-0.06
Great Falls, MT	CO	Maintenance	100	0.00	-0.01	-0.02	-0.02	-0.02	-0.02	-0.03	-0.03	-0.03	-0.03	-0.04
Greater Connecticut, CT	Ozone	Moderate	50	0.00	-0.53	-0.66	-0.96	-1.00	-1.00	-1.04	-1.12	-1.18	-1.30	-1.63
Greeley, CO	CO	Maintenance	100	0.00	-0.08	-0.10	-0.14	-0.15	-0.15	-0.16	-0.17	-0.18	-0.19	-0.24
Green Bay, WI	SO _x	Maintenance	100	0.00	-0.08	-0.11	-0.15	-0.16	-0.16	-0.17	-0.18	-0.19	-0.21	-0.26
Greene County, IN	Ozone	Maintenance	100	0.00	-0.04	-0.05	-0.07	-0.07	-0.07	-0.08	-0.08	-0.09	-0.10	-0.12
Greene County, PA	Ozone	Maintenance	100	0.00	-0.03	-0.03	-0.05	-0.05	-0.05	-0.05	-0.05	-0.06	-0.06	-0.08
Greensboro-Winston Salem-High Point, NC	Ozone	Marginal	50	0.00	-1.61	-2.01	-2.91	-3.02	-3.02	-3.17	-3.39	-3.58	-3.93	-4.93
Greensboro-Winston salem-High Point, NC	PM _{2.5}	Nonattainment	100	0.00	-1.61	-2.01	-2.91	-3.02	-3.02	-3.17	-3.39	-3.58	-3.93	-4.93
Greenville-Spartanburg-Anderson, SC	Ozone	Former Subpart 1	50	0.00	-0.71	-0.88	-1.28	-1.33	-1.33	-1.39	-1.49	-1.57	-1.73	-2.17
Groveland Township (Tazewell County), IL	SO _x	Maintenance	100	0.00	-0.02	-0.02	-0.03	-0.04	-0.04	-0.04	-0.04	-0.04	-0.05	-0.06

Table D2-29 Emission Changes <u>a/</u> (for Cumulative Impacts) by Nonattainment Area with Alternative Standards for HD Vehicles Sulfur Dioxide (SO ₂) 2030														
Nonattainment Area	Pollutant	Status <u>c/</u>	General Conformity Threshold <u>d/</u>	Emissions Changes for Cumulative Impacts (tons/year)										
				Alt. 1	Alt. 2	Alt. 3	Alt. 4	Alt. 6A	Alt. 5	Alt. 6 <u>b/</u>	Alt. 7	Alt. 6B	Alt. 8	
				No Action	Engine Only	Class 8 Tractors	Engines & Classes 7-8 Tractors	15% below Preferred Alternative Stringency	Engines, Classes 7-8 Tractors, & Classes 2b-3	Engines, Tractors, & Classes 2b-8	Engines, Tractors, & Trucks, & Trailers	20% above Preferred Alternative Stringency	Accelerated Hybrid Adoption	
Hancock-Knox-Lincoln-Waldo Counties, ME	Ozone	Maintenance	100	0.00	-0.08	-0.10	-0.15	-0.15	-0.15	-0.16	-0.17	-0.18	-0.20	-0.25
Harrisburg-Lebanon-Carlisle, PA	Ozone	Maintenance	100	0.00	-1.52	-1.90	-2.75	-2.85	-2.99	-3.20	-3.38	-3.71	-4.66	
Harrisburg-Lebanon-Carlisle, PA	PM _{2.5}	Nonattainment	100	0.00	-1.52	-1.90	-2.75	-2.85	-2.99	-3.20	-3.38	-3.71	-4.66	
Hartford-New Britain-Middletown, CT	CO	Maintenance	100	0.00	-0.37	-0.46	-0.66	-0.69	-0.72	-0.77	-0.81	-0.90	-1.12	
Hayden (Pinal County), AZ	SO _x	Nonattainment	100	0.00	-0.01	-0.01	-0.01	-0.01	-0.01	-0.01	-0.01	-0.01	-0.02	-0.02
Hayden/Miami, AZ	PM ₁₀	Moderate	100	0.00	-0.02	-0.03	-0.04	-0.04	-0.04	-0.04	-0.05	-0.05	-0.05	-0.07
Haywood and Swain Counties (Great Smoky Mountain NP), NC	Ozone	Maintenance	100	0.00	0.00	-0.01	-0.01	-0.01	-0.01	-0.01	-0.01	-0.01	-0.01	-0.01
Hazelwood, PA	SO _x	Maintenance	100	0.00	-0.02	-0.02	-0.03	-0.03	-0.03	-0.04	-0.04	-0.04	-0.04	-0.05
Hickory, NC	PM _{2.5}	Nonattainment	100	0.00	-0.11	-0.14	-0.20	-0.20	-0.21	-0.23	-0.24	-0.27	-0.33	
Hickory-Morgantown-Lenoir, NC	Ozone	Former Subpart 1	50	0.00	-0.19	-0.24	-0.35	-0.36	-0.38	-0.41	-0.43	-0.47	-0.59	
Hollis Township, IL	SO _x	Maintenance	100	0.00	0.00	0.00	0.00	0.00	0.00	0.00	0.00	0.00	0.00	-0.01
Houston-Galveston-Brazoria, TX	Ozone	Severe	25	0.00	-99.26	-122.46	-175.38	-179.43	-187.12	-201.19	-213.50	-234.74	-290.79	
Humphreys County, TN	SO _x	Maintenance	100	0.00	-0.01	-0.01	-0.01	-0.01	-0.01	-0.01	-0.01	-0.01	-0.02	-0.02
Huntington-Ashland, WV-KY-OH	PM _{2.5}	Nonattainment	100	0.00	-5.48	-6.76	-9.69	-9.91	-10.34	-11.11	-11.79	-12.97	-16.07	
Huntington-Ashland, WV-KY	Ozone	Maintenance	100	0.00	-5.37	-6.63	-9.49	-9.71	-10.12	-10.88	-11.55	-12.70	-15.73	
Huron County, MI	Ozone	Maintenance	100	0.00	-0.03	-0.03	-0.05	-0.05	-0.05	-0.06	-0.06	-0.07	-0.08	
Imperial County, CA	Ozone	Moderate	50	0.00	-0.14	-0.18	-0.26	-0.27	-0.28	-0.30	-0.32	-0.35	-0.44	
Imperial Valley, CA	PM ₁₀	Serious	70	0.00	-0.14	-0.18	-0.25	-0.26	-0.28	-0.30	-0.31	-0.34	-0.43	
Indian Wells, CA	PM ₁₀	Maintenance	100	0.00	-0.02	-0.02	-0.03	-0.03	-0.04	-0.04	-0.04	-0.04	-0.06	
Indianapolis, IN	CO	Maintenance	100	0.00	-2.81	-3.52	-5.10	-5.28	-5.54	-5.93	-6.26	-6.88	-8.63	
Indianapolis, IN	Ozone	Maintenance	100	0.00	-2.81	-3.52	-5.10	-5.28	-5.54	-5.93	-6.26	-6.88	-8.63	
Indianapolis, IN	PM _{2.5}	Nonattainment	100	0.00	-2.81	-3.52	-5.10	-5.28	-5.54	-5.93	-6.26	-6.88	-8.63	
Jackson County, IN	Ozone	Maintenance	100	0.00	-0.08	-0.10	-0.15	-0.16	-0.16	-0.18	-0.19	-0.20	-0.26	
Jamestown, NY	Ozone	Former Subpart 1	50	0.00	-0.12	-0.15	-0.21	-0.22	-0.23	-0.25	-0.26	-0.29	-0.36	
Jefferson County, NY	Ozone	Moderate	50	0.00	-0.08	-0.10	-0.14	-0.14	-0.15	-0.16	-0.17	-0.19	-0.24	
Jefferson County, OH	PM ₁₀	Maintenance	100	0.00	-0.01	-0.01	-0.01	-0.01	-0.01	-0.01	-0.01	-0.01	-0.02	
Johnson City-Kingsport-Bristol, TN	Ozone	Former Subpart 1	50	0.00	-0.16	-0.20	-0.29	-0.30	-0.31	-0.33	-0.35	-0.39	-0.49	
Johnstown, PA	Ozone	Maintenance	100	0.00	-0.13	-0.16	-0.23	-0.23	-0.25	-0.26	-0.28	-0.30	-0.38	
Johnstown, PA	PM _{2.5}	Nonattainment	100	0.00	-0.13	-0.16	-0.23	-0.23	-0.25	-0.26	-0.28	-0.30	-0.38	
Juneau, AK	PM ₁₀	Moderate	100	0.00	0.00	-0.01	-0.01	-0.01	-0.01	-0.01	-0.01	-0.01	-0.01	-0.01
Kalamazoo-Battle Creek, MI	Ozone	Maintenance	100	0.00	-0.48	-0.60	-0.87	-0.90	-0.94	-1.01	-1.07	-1.17	-1.47	
Kalispell, MT	PM ₁₀	Moderate	100	0.00	-0.02	-0.03	-0.04	-0.04	-0.04	-0.04	-0.05	-0.05	-0.06	
Kent and Queen Annes Counties, MD	Ozone	Maintenance	100	0.00	-0.05	-0.07	-0.09	-0.10	-0.10	-0.11	-0.12	-0.13	-0.16	
Kent, WA	PM ₁₀	Maintenance	100	0.00	-0.02	-0.02	-0.03	-0.03	-0.03	-0.04	-0.04	-0.04	-0.05	
Kern County (Eastern Kern), CA	Ozone	Former Subpart 1	50	0.00	-0.05	-0.06	-0.08	-0.09	-0.09	-0.10	-0.10	-0.11	-0.14	
Kewaunee County, WI	Ozone	Maintenance	100	0.00	-0.02	-0.03	-0.04	-0.04	-0.04	-0.05	-0.05	-0.05	-0.07	
King County, WA	PM ₁₀	Maintenance	100	0.00	-0.01	-0.01	-0.01	-0.01	-0.01	-0.01	-0.01	-0.02	-0.02	
Klamath Falls, OR	CO	Maintenance	100	0.00	-0.06	-0.07	-0.10	-0.11	-0.11	-0.12	-0.13	-0.14	-0.18	
Klamath Falls, OR	PM ₁₀	Maintenance	100	0.00	-0.06	-0.07	-0.10	-0.11	-0.11	-0.12	-0.13	-0.14	-0.18	
Knoxville, TN	Ozone	Former Subpart 1	50	0.00	-1.88	-2.36	-3.42	-3.54	-3.72	-3.98	-4.20	-4.62	-5.79	
Knoxville, TN	PM _{2.5}	Nonattainment	100	0.00	-1.88	-2.36	-3.42	-3.54	-3.72	-3.98	-4.20	-4.62	-5.79	
La Porte County, IN	SO _x	Maintenance	100	0.00	-0.04	-0.05	-0.08	-0.08	-0.08	-0.09	-0.09	-0.10	-0.13	
LaGrande, OR	PM ₁₀	Maintenance	100	0.00	-0.01	-0.01	-0.02	-0.02	-0.02	-0.02	-0.02	-0.02	-0.03	

Table D2-29 Emission Changes <u>a/</u> (for Cumulative Impacts) by Nonattainment Area with Alternative Standards for HD Vehicles Sulfur Dioxide (SO ₂) 2030													
Nonattainment Area	Pollutant	Status <u>c/</u>	General Conformity Threshold <u>d/</u>	Emissions Changes for Cumulative Impacts (tons/year)									
				Alt. 1	Alt. 2	Alt. 3	Alt. 4	Alt. 6A	Alt. 5	Alt. 6 <u>b/</u>	Alt. 7	Alt. 6B	Alt. 8
				No Action	Engine Only	Class 8 Tractors	Engines & Classes 7–8 Tractors	15% below Preferred Alternative Stringency	Engines, Classes 7–8 Tractors, & Classes 2b–3	Engines, Tractors, & Classes 2b–8	Engines, Tractors, & Truck, & Trailers	20% above Preferred Alternative Stringency	Accelerated Hybrid Adoption
Lake County, IN	SO _x	Maintenance	100	0.00	-0.20	-0.26	-0.37	-0.39	-0.40	-0.43	-0.46	-0.50	-0.63
Lake County, OH	SO _x	Maintenance	100	0.00	-0.03	-0.03	-0.05	-0.05	-0.05	-0.06	-0.06	-0.07	-0.08
Lake County, OR	PM ₁₀	Maintenance	100	0.00	0.00	0.00	-0.01	-0.01	-0.01	-0.01	-0.01	-0.01	-0.01
Lake Tahoe North Shore, CA	CO	Maintenance	100	0.00	-0.01	-0.01	-0.02	-0.02	-0.02	-0.02	-0.02	-0.02	-0.03
Lake Tahoe South Shore, CA	CO	Maintenance	100	0.00	-0.03	-0.03	-0.05	-0.05	-0.05	-0.05	-0.06	-0.06	-0.08
Lake Tahoe, NV	CO	Maintenance	100	0.00	-0.01	-0.01	-0.01	-0.01	-0.01	-0.01	-0.01	-0.02	-0.02
Lamar, CO	PM ₁₀	Maintenance	100	0.00	-0.01	-0.01	-0.01	-0.01	-0.01	-0.01	-0.01	-0.01	-0.02
Lame Deer, MT	PM ₁₀	Moderate	100	0.00	0.00	0.00	0.00	0.00	0.00	0.00	0.00	0.00	0.00
Lancaster, PA	Ozone	Maintenance	100	0.00	-0.61	-0.76	-1.10	-1.14	-1.20	-1.28	-1.35	-1.49	-1.87
Lancaster, PA	PM _{2.5}	Nonattainment	100	0.00	-0.61	-0.76	-1.10	-1.14	-1.20	-1.28	-1.35	-1.49	-1.87
Lane County, OR	PM ₁₀	Moderate	100	0.00	0.00	0.00	0.00	0.00	0.00	0.00	0.00	0.00	0.00
Lansing-East Lansing, MI	Ozone	Maintenance	100	0.00	-0.46	-0.57	-0.83	-0.86	-0.90	-0.96	-1.01	-1.12	-1.40
LaPorte, IN	Ozone	Maintenance	100	0.00	-0.12	-0.15	-0.21	-0.22	-0.23	-0.25	-0.26	-0.29	-0.36
Las Vegas, NV	CO	Serious	100	0.00	-0.27	-0.34	-0.49	-0.51	-0.53	-0.57	-0.60	-0.66	-0.83
Las Vegas, NV	Ozone	Former Subpart 1	50	0.00	-0.27	-0.34	-0.49	-0.51	-0.53	-0.57	-0.60	-0.66	-0.83
Lauderdale County, AL	SO _x	Maintenance	100	0.00	-0.06	-0.07	-0.10	-0.11	-0.11	-0.12	-0.13	-0.14	-0.18
Laurel Area (Yellowstone County), MT	SO _x	Nonattainment	100	0.00	0.00	0.00	0.00	0.00	0.00	0.00	0.00	0.00	0.00
Libby, MT	PM ₁₀	Moderate	100	0.00	-0.01	-0.01	-0.01	-0.01	-0.01	-0.02	-0.02	-0.02	-0.02
Libby, MT	PM _{2.5}	Nonattainment	100	0.00	-0.01	-0.01	-0.01	-0.01	-0.01	-0.02	-0.02	-0.02	-0.02
Liberty-Clairton, PA	PM _{2.5}	Nonattainment	100	0.00	-0.01	-0.01	-0.01	-0.01	-0.01	-0.01	-0.01	-0.01	-0.02
Lima, OH	Ozone	Maintenance	100	0.00	-34.91	-43.05	-61.63	-63.04	-65.73	-70.68	-75.01	-82.48	-102.14
Longmont, CO	CO	Maintenance	100	0.00	-0.05	-0.06	-0.09	-0.09	-0.09	-0.10	-0.11	-0.12	-0.15
Lorain County, OH	SO _x	Maintenance	100	0.00	-0.03	-0.04	-0.06	-0.06	-0.06	-0.07	-0.07	-0.08	-0.10
Los Angeles South Coast Air Basin, CA	CO	Maintenance	100	0.00	-100.06	-123.93	-177.94	-182.58	-190.67	-204.75	-217.02	-238.62	-296.54
Los Angeles South Coast Air Basin, CA	NO _x	Maintenance	100	0.00	-100.06	-123.93	-177.94	-182.58	-190.67	-204.75	-217.02	-238.62	-296.54
Los Angeles South Coast Air Basin, CA	Ozone	Extreme	10	0.00	-100.06	-123.93	-177.94	-182.58	-190.67	-204.75	-217.02	-238.62	-296.54
Los Angeles South Coast Air Basin, CA	PM ₁₀	Serious	70	0.00	-100.06	-123.93	-177.94	-182.58	-190.67	-204.75	-217.02	-238.62	-296.54
Los Angeles South Coast Air Basin, CA	PM _{2.5}	Nonattainment	100	0.00	-100.06	-123.93	-177.94	-182.58	-190.67	-204.75	-217.02	-238.62	-296.54
Los Angeles-San Bernardino Counties (western Mohave), CA	Ozone	Moderate	50	0.00	-0.25	-0.31	-0.45	-0.47	-0.49	-0.53	-0.56	-0.61	-0.77
Louisville, KY-IN	Ozone	Maintenance	100	0.00	-1.98	-2.49	-3.60	-3.73	-3.91	-4.18	-4.42	-4.86	-6.10
Louisville, KY-IN	PM _{2.5}	Nonattainment	100	0.00	-1.98	-2.49	-3.60	-3.73	-3.91	-4.18	-4.42	-4.86	-6.10
Lowell, MA	CO	Maintenance	100	0.00	-0.06	-0.07	-0.11	-0.11	-0.11	-0.12	-0.13	-0.14	-0.18
Lucas County, OH	SO _x	Maintenance	100	0.00	-0.20	-0.25	-0.36	-0.37	-0.39	-0.42	-0.44	-0.48	-0.61
Lyons Township, IL	PM ₁₀	Maintenance	100	0.00	-0.05	-0.06	-0.09	-0.10	-0.10	-0.11	-0.11	-0.12	-0.16
Macon, GA	Ozone	Maintenance	100	0.00	-0.19	-0.23	-0.34	-0.35	-0.37	-0.39	-0.41	-0.46	-0.57
Macon, GA	PM _{2.5}	Nonattainment	100	0.00	-0.19	-0.23	-0.34	-0.35	-0.37	-0.39	-0.41	-0.46	-0.57
Madison and Page Counties (Shenandoah NP), VA	Ozone	Maintenance	100	0.00	0.00	0.00	0.00	0.00	0.00	0.00	0.00	0.00	-0.01
Madison, WI	SO _x	Maintenance	100	0.00	-0.20	-0.25	-0.36	-0.37	-0.39	-0.42	-0.44	-0.49	-0.61
Mammoth Lake, CA	PM ₁₀	Moderate	100	0.00	-0.01	-0.01	-0.01	-0.01	-0.01	-0.01	-0.02	-0.02	-0.02
Manchester, NH	CO	Maintenance	100	0.00	-0.04	-0.05	-0.08	-0.08	-0.09	-0.09	-0.10	-0.11	-0.13
Manitowoc County, WI	Ozone	Former Subpart 1	50	0.00	-0.12	-0.14	-0.21	-0.22	-0.23	-0.24	-0.26	-0.28	-0.35
Marion County, IN	SO _x	Maintenance	100	0.00	-0.20	-0.25	-0.36	-0.37	-0.39	-0.41	-0.44	-0.48	-0.60
Mariposa and Tuolumne Counties (Southern Mountain), CA	Ozone	Former Subpart 1	50	0.00	-0.04	-0.05	-0.08	-0.08	-0.09	-0.09	-0.10	-0.11	-0.13

Nonattainment Area	Pollutant	Status <u>c/</u>	General Conformity Threshold <u>d/</u>	Emissions Changes for Cumulative Impacts (tons/year)									
				Alt. 1	Alt. 2	Alt. 3	Alt. 4	Alt. 6A	Alt. 5	Alt. 6 <u>b/</u>	Alt. 7	Alt. 6B	Alt. 8
				No Action	Engine Only	Class 8 Tractors	Engines & Classes 7-8 Tractors	15% below Preferred Alternative Stringency	Engines, Classes 7-8 Tractors, & Classes 2b-3	Engines, Tractors, & Classes 2b-8	Engines, Tractors, Trucks, & Trailers	20% above Preferred Alternative Stringency	Accelerated Hybrid Adoption
Martinsburg, WV-Hagerstown, MD	PM _{2.5}	Nonattainment	100	0.00	-0.22	-0.27	-0.40	-0.41	-0.43	-0.46	-0.49	-0.54	-0.67
Mason County, MI	Ozone	Maintenance	100	0.00	-0.03	-0.03	-0.05	-0.05	-0.05	-0.05	-0.06	-0.06	-0.08
Medford, OR	CO	Maintenance	100	0.00	-0.05	-0.06	-0.09	-0.09	-0.09	-0.10	-0.11	-0.12	-0.15
Medford-Ashland, OR	PM ₁₀	Maintenance	100	0.00	-0.11	-0.14	-0.21	-0.21	-0.23	-0.24	-0.25	-0.28	-0.35
Memphis, TN-AR	Ozone	Maintenance	100	0.00	-1.96	-2.43	-3.50	-3.60	-3.76	-4.03	-4.27	-4.70	-5.85
Memphis, TN	CO	Maintenance	100	0.00	-1.90	-2.36	-3.39	-3.48	-3.64	-3.90	-4.14	-4.55	-5.66
Miami (Gila County), AZ	SO _x	Maintenance	100	0.00	-0.02	-0.02	-0.03	-0.03	-0.03	-0.03	-0.03	-0.04	-0.05
Millinocket AQCR 109, ME	SO _x	Maintenance	100	0.00	0.00	-0.01	-0.01	-0.01	-0.01	-0.01	-0.01	-0.01	-0.01
Milwaukee, WI	SO _x	Maintenance	100	0.00	-0.31	-0.39	-0.56	-0.58	-0.61	-0.65	-0.68	-0.75	-0.94
Milwaukee-Racine, WI	Ozone	Moderate	50	0.00	-1.25	-1.57	-2.27	-2.35	-2.46	-2.63	-2.78	-3.06	-3.84
Minneapolis-St Paul, MN	CO	Maintenance	100	0.00	-11.06	-13.73	-19.74	-20.28	-21.20	-22.75	-24.09	-26.49	-32.98
Minneapolis-St Paul, MN	SO _x	Maintenance	100	0.00	-4.15	-5.20	-7.53	-7.79	-8.17	-8.75	-9.23	-10.15	-12.74
Missoula, MT	CO	Maintenance	100	0.00	-0.08	-0.11	-0.15	-0.16	-0.17	-0.18	-0.19	-0.21	-0.26
Missoula, MT	PM ₁₀	Moderate	100	0.00	-0.08	-0.11	-0.15	-0.16	-0.17	-0.18	-0.19	-0.21	-0.26
Modesto, CA	CO	Maintenance	100	0.00	-0.17	-0.22	-0.32	-0.33	-0.34	-0.37	-0.39	-0.43	-0.53
Mohave County, AZ	PM ₁₀	Maintenance	100	0.00	-0.08	-0.10	-0.14	-0.15	-0.16	-0.17	-0.18	-0.19	-0.24
Mono Basin, CA	PM ₁₀	Moderate	100	0.00	0.00	0.00	0.00	0.00	0.00	0.00	0.00	0.00	0.00
Morenci (Greenlee County), AZ	SO _x	Maintenance	100	0.00	0.00	0.00	0.00	0.00	0.00	0.00	0.00	0.00	-0.01
Morristown, NJ	CO	Maintenance	100	0.00	-0.01	-0.01	-0.02	-0.02	-0.02	-0.02	-0.02	-0.02	-0.03
Muhlenberg County, KY	SO _x	Maintenance	100	0.00	-0.02	-0.03	-0.04	-0.04	-0.04	-0.04	-0.05	-0.05	-0.06
Muncie, IN	Ozone	Maintenance	100	0.00	-0.10	-0.12	-0.18	-0.18	-0.19	-0.20	-0.21	-0.24	-0.30
Murray County (Chattahoochee NF), GA	Ozone	Maintenance	100	0.00	0.00	0.00	-0.01	-0.01	-0.01	-0.01	-0.01	-0.01	-0.01
Muscatine County, IA	SO _x	Maintenance	100	0.00	-0.02	-0.02	-0.03	-0.03	-0.03	-0.03	-0.03	-0.04	-0.05
Muskegon, MI	Ozone	Maintenance	100	0.00	-0.12	-0.16	-0.23	-0.23	-0.24	-0.26	-0.28	-0.30	-0.38
Nashua, NH	CO	Maintenance	100	0.00	-0.03	-0.04	-0.06	-0.07	-0.07	-0.07	-0.08	-0.09	-0.11
Nashville, TN	Ozone	Former Subpart 1	50	0.00	-1.57	-1.97	-2.85	-2.95	-3.09	-3.31	-3.49	-3.84	-4.82
Nevada County (western part), CA	Ozone	Former Subpart 1	50	0.00	-0.05	-0.06	-0.09	-0.09	-0.10	-0.10	-0.11	-0.12	-0.15
New Haven County, CT	PM ₁₀	Maintenance	100	0.00	-0.05	-0.07	-0.10	-0.10	-0.10	-0.11	-0.12	-0.13	-0.16
New Haven-Meriden-Waterbury, CT	CO	Maintenance	100	0.00	-0.28	-0.35	-0.51	-0.52	-0.55	-0.59	-0.62	-0.68	-0.86
New Manchester-Grant Magisterial District (Hancock County), WV	SO _x	Maintenance	100	0.00	0.00	0.00	-0.01	-0.01	-0.01	-0.01	-0.01	-0.01	-0.01
New York County, NY	PM ₁₀	Moderate	100	0.00	-0.11	-0.14	-0.20	-0.21	-0.22	-0.23	-0.24	-0.27	-0.34
New York-N. New Jersey-Long Island, NY-NJ-CT	CO	Maintenance	100	0.00	-12.90	-16.05	-23.11	-23.80	-24.89	-26.69	-28.25	-31.06	-38.74
New York-N. New Jersey-Long Island, NY-NJ-CT	PM _{2.5}	Nonattainment	100	0.00	-14.20	-17.65	-25.40	-26.13	-27.33	-29.31	-31.03	-34.12	-42.53
New York-northern New Jersey-Long Island, NY-NJ-CT	Ozone	Moderate	50	0.00	-11.97	-14.85	-21.35	-21.94	-22.93	-24.61	-26.07	-28.66	-35.67
Nogales, AZ	PM ₁₀	Moderate	100	0.00	-0.03	-0.04	-0.05	-0.05	-0.06	-0.06	-0.06	-0.07	-0.09
Norfolk-Virginia Beach-Newport News, VA	Ozone	Maintenance	100	0.00	-14.68	-18.11	-25.93	-26.53	-27.67	-29.75	-31.57	-34.71	-43.00
Ogden, UT	CO	Maintenance	100	0.00	-0.05	-0.06	-0.09	-0.09	-0.10	-0.10	-0.11	-0.12	-0.15
Ogden, UT	PM ₁₀	Moderate	100	0.00	-0.05	-0.06	-0.09	-0.09	-0.10	-0.10	-0.11	-0.12	-0.15
Oglesby, IL	PM ₁₀	Maintenance	100	0.00	0.00	0.00	0.00	0.00	0.00	0.00	0.00	0.00	-0.01
Olmsted County, MN	PM ₁₀	Maintenance	100	0.00	-0.01	-0.02	-0.03	-0.03	-0.03	-0.03	-0.03	-0.04	-0.05
Olympia, Tumwater, Lacey, WA	PM ₁₀	Maintenance	100	0.00	-0.07	-0.09	-0.13	-0.13	-0.14	-0.15	-0.16	-0.17	-0.22
Owens Valley, CA	PM ₁₀	Serious	70	0.00	0.00	0.00	0.00	0.00	0.00	0.00	0.00	-0.01	-0.01
Pagosa Springs, CO	PM ₁₀	Maintenance	100	0.00	0.00	0.00	0.00	0.00	0.00	0.00	0.00	0.00	0.00

Table D2-29 Emission Changes <u>a/</u> (for Cumulative Impacts) by Nonattainment Area with Alternative Standards for HD Vehicles Sulfur Dioxide (SO ₂) 2030													
Nonattainment Area	Pollutant	Status <u>c/</u>	General Conformity Threshold <u>d/</u>	Emissions Changes for Cumulative Impacts (tons/year)									
				Alt. 1	Alt. 2	Alt. 3	Alt. 4	Alt. 6A	Alt. 5	Alt. 6 <u>b/</u>	Alt. 7	Alt. 6B	Alt. 8
				No Action	Engine Only	Class 8 Tractors	Engines & Classes 7-8 Tractors	15% below Preferred Alternative Stringency	Engines, Classes 7-8 Tractors, & Classes 2b-3	Engines, Tractors, & Classes 2b-8	Engines, Tractors, & Truck, & Trailers	20% above Preferred Alternative Stringency	Accelerated Hybrid Adoption
Parkersburg-Marietta, WV-OH	Ozone	Maintenance	100	0.00	-0.27	-0.34	-0.49	-0.50	-0.53	-0.57	-0.60	-0.66	-0.82
Parkersburg-Marietta, WV-OH	PM _{2.5}	Nonattainment	100	0.00	-0.27	-0.34	-0.49	-0.50	-0.53	-0.57	-0.60	-0.66	-0.82
Payson, AZ	PM ₁₀	Maintenance	100	0.00	-0.01	-0.01	-0.02	-0.02	-0.02	-0.02	-0.02	-0.02	-0.03
Penns Grove, NJ	CO	Maintenance	100	0.00	0.00	0.00	0.00	0.00	0.00	0.00	0.00	0.00	0.00
Peoria, IL	SO _x	Maintenance	100	0.00	-0.08	-0.10	-0.15	-0.15	-0.16	-0.17	-0.18	-0.20	-0.25
Perth Amboy, NJ	CO	Maintenance	100	0.00	-1.33	-1.64	-2.35	-2.40	-2.50	-2.69	-2.86	-3.14	-3.89
Philadelphia-Camden County, PA-NJ	CO	Maintenance	100	0.00	-0.23	-0.29	-0.42	-0.43	-0.45	-0.49	-0.51	-0.56	-0.71
Phildelphia-Wilmington, PA-NY-DE	PM _{2.5}	Nonattainment	100	0.00	-54.82	-67.65	-96.90	-99.16	-103.42	-111.18	-117.97	-129.71	-160.71
Phildelphia-Wilmington-Atlantic City, PA-NY-MD-DE	Ozone	Moderate	50	0.00	-55.63	-68.66	-98.37	-100.68	-105.01	-112.88	-119.77	-131.69	-163.20
Phoenix, AZ	CO	Maintenance	100	0.00	-5.20	-6.53	-9.44	-9.78	-10.26	-10.97	-11.58	-12.74	-15.99
Phoenix, AZ	PM ₁₀	Serious	70	0.00	-5.20	-6.53	-9.44	-9.78	-10.26	-10.97	-11.58	-12.74	-15.99
Phoenix-Mesa, AZ	Ozone	Former Subpart 1	50	0.00	-2.65	-3.33	-4.82	-4.99	-5.23	-5.60	-5.91	-6.50	-8.15
Pierce County, WA	PM ₁₀	Maintenance	100	0.00	-0.01	-0.01	-0.01	-0.01	-0.01	-0.01	-0.01	-0.02	-0.02
Pinehurst, ID	PM ₁₀	Moderate	100	0.00	0.00	0.00	0.00	0.00	0.00	0.00	0.00	0.00	0.00
Pittsburgh, PA	CO	Maintenance	100	0.00	-0.01	-0.01	-0.02	-0.02	-0.02	-0.02	-0.02	-0.03	-0.03
Pittsburgh-Beaver Valley, PA	Ozone	Former Subpart 1	50	0.00	-2.15	-2.69	-3.90	-4.04	-4.23	-4.53	-4.78	-5.26	-6.60
Pittsburgh-Beaver Valley, PA	PM _{2.5}	Nonattainment	100	0.00	-2.15	-2.69	-3.90	-4.04	-4.23	-4.53	-4.78	-5.26	-6.60
Polk County, TN	SO _x	Maintenance	100	0.00	-0.02	-0.02	-0.03	-0.03	-0.03	-0.03	-0.03	-0.04	-0.05
Polson, MT	PM ₁₀	Moderate	100	0.00	0.00	0.00	0.00	0.00	0.00	0.00	0.00	-0.01	-0.01
Portland, ME	Ozone	Maintenance	100	0.00	-0.47	-0.58	-0.85	-0.88	-0.92	-0.98	-1.04	-1.14	-1.43
Portland, OR	CO	Maintenance	100	0.00	-0.73	-0.91	-1.31	-1.36	-1.42	-1.52	-1.61	-1.77	-2.22
Portneuf Valley, ID	PM ₁₀	Maintenance	100	0.00	-0.03	-0.03	-0.05	-0.05	-0.05	-0.06	-0.06	-0.07	-0.08
Poughkeepsie, NY	Ozone	Moderate	50	0.00	-0.44	-0.55	-0.80	-0.83	-0.87	-0.93	-0.98	-1.08	-1.36
Presque Isle, ME	PM ₁₀	Maintenance	100	0.00	-0.01	-0.01	-0.01	-0.01	-0.01	-0.01	-0.01	-0.02	-0.02
Providence (entire State), RI	Ozone	Moderate	50	0.00	-0.20	-0.26	-0.37	-0.38	-0.40	-0.43	-0.45	-0.50	-0.63
Provo, UT	CO	Maintenance	100	0.00	-0.06	-0.08	-0.11	-0.12	-0.12	-0.13	-0.14	-0.15	-0.19
Raleigh-Durham, NC	CO	Maintenance	100	0.00	-0.87	-1.10	-1.59	-1.64	-1.72	-1.84	-1.94	-2.14	-2.68
Raleigh-Durham-Chapel Hill, NC	Ozone	Maintenance	100	0.00	-1.34	-1.68	-2.43	-2.51	-2.63	-2.82	-2.98	-3.27	-4.11
Ramsey County, MN	PM ₁₀	Maintenance	100	0.00	0.00	0.00	0.00	0.00	0.00	0.00	0.00	0.00	0.00
Reading, PA	Ozone	Maintenance	100	0.00	-0.50	-0.63	-0.91	-0.94	-0.99	-1.06	-1.12	-1.23	-1.54
Reading, PA	PM _{2.5}	Nonattainment	100	0.00	-0.50	-0.63	-0.91	-0.94	-0.99	-1.06	-1.12	-1.23	-1.54
Reno, NV	CO	Maintenance	100	0.00	-0.09	-0.12	-0.17	-0.18	-0.18	-0.20	-0.21	-0.23	-0.29
Rhineland (Oneida County), WI	SO _x	Maintenance	100	0.00	0.00	0.00	0.00	0.00	0.00	0.00	0.00	0.00	0.00
Richmond-Petersburg, VA	Ozone	Maintenance	100	0.00	-0.42	-0.53	-0.77	-0.79	-0.83	-0.89	-0.94	-1.03	-1.30
Rillito, AZ	PM ₁₀	Moderate	100	0.00	-0.02	-0.03	-0.04	-0.04	-0.05	-0.05	-0.05	-0.06	-0.07
Riverside County (Coachella Valley), CA	Ozone	Severe	25	0.00	-0.24	-0.30	-0.44	-0.45	-0.47	-0.51	-0.53	-0.59	-0.74
Roanoke, VA	Ozone	Former Subpart 1	50	0.00	-0.19	-0.24	-0.35	-0.36	-0.38	-0.40	-0.43	-0.47	-0.59
Rochester (Olmsted County), MN	SO _x	Maintenance	100	0.00	-0.06	-0.07	-0.11	-0.11	-0.12	-0.12	-0.13	-0.14	-0.18
Rochester, NY	Ozone	Former Subpart 1	50	0.00	-0.47	-0.59	-0.86	-0.89	-0.93	-1.00	-1.05	-1.16	-1.45
Rocky Mount, NC	Ozone	Maintenance	100	0.00	-0.14	-0.18	-0.26	-0.27	-0.28	-0.30	-0.32	-0.35	-0.43
Rome, GA	PM _{2.5}	Nonattainment	100	0.00	-0.06	-0.08	-0.11	-0.12	-0.12	-0.13	-0.14	-0.15	-0.19
Ronan, MT	PM ₁₀	Moderate	100	0.00	0.00	0.00	0.00	0.00	0.00	0.00	0.00	0.00	0.00
Rothschild, Rib Mountain, Weston (Marathon County), WI	SO _x	Maintenance	100	0.00	0.00	0.00	0.00	0.00	0.00	0.00	0.00	-0.01	-0.01

Table D2-29 Emission Changes <u>a/</u> (for Cumulative Impacts) by Nonattainment Area with Alternative Standards for HD Vehicles Sulfur Dioxide (SO ₂) 2030													
Nonattainment Area	Pollutant	Status <u>c/</u>	General Conformity Threshold <u>d/</u>	Emissions Changes for Cumulative Impacts (tons/year)									
				Alt. 1	Alt. 2	Alt. 3	Alt. 4	Alt. 6A	Alt. 5	Alt. 6 <u>b/</u>	Alt. 7	Alt. 6B	Alt. 8
				No Action	Engine Only	Class 8 Tractors	Engines & Classes 7-8 Tractors	15% below Preferred Alternative Stringency	Engines, Classes 7-8 Tractors, & Classes 2b-3	Engines, Tractors, & Classes 2b-8	Engines, Tractors, & Trucks, & Trailers	20% above Preferred Alternative Stringency	Accelerated Hybrid Adoption
Sacramento County, CA	PM ₁₀	Moderate	100	0.00	-0.71	-0.90	-1.30	-1.34	-1.41	-1.51	-1.59	-1.75	-2.20
Sacramento Metro, CA	Ozone	Severe	25	0.00	-1.26	-1.58	-2.29	-2.37	-2.49	-2.66	-2.81	-3.09	-3.88
Sacramento, CA	CO	Maintenance	100	0.00	-0.76	-0.96	-1.39	-1.44	-1.51	-1.61	-1.70	-1.87	-2.35
Salem, OR	CO	Maintenance	100	0.00	-0.07	-0.09	-0.13	-0.14	-0.14	-0.15	-0.16	-0.18	-0.22
Salt Lake City, UT	CO	Maintenance	100	0.00	-1.13	-1.39	-1.99	-2.04	-2.13	-2.29	-2.43	-2.67	-3.31
Salt Lake County, UT	PM ₁₀	Moderate	100	0.00	-1.83	-2.27	-3.26	-3.35	-3.51	-3.76	-3.98	-4.38	-5.46
Salt Lake County, UT	SO _x	Nonattainment	100	0.00	-0.78	-0.98	-1.41	-1.47	-1.54	-1.64	-1.74	-1.91	-2.40
San Antonio, TX	Ozone	Former Subpart 1	50	0.00	-1.05	-1.31	-1.90	-1.97	-2.06	-2.21	-2.33	-2.56	-3.22
San Bernardino County, CA	PM ₁₀	Moderate	100	0.00	-0.17	-0.21	-0.30	-0.31	-0.33	-0.35	-0.37	-0.41	-0.51
San Diego, CA	CO	Maintenance	100	0.00	-2.68	-3.36	-4.87	-5.04	-5.29	-5.66	-5.97	-6.57	-8.24
San Diego, CA	Ozone	Former Subpart 1	50	0.00	-2.68	-3.36	-4.87	-5.04	-5.29	-5.66	-5.97	-6.57	-8.24
San Francisco Bay Area, CA	Ozone	Marginal	50	0.00	-210.51	-259.62	-371.74	-380.25	-396.51	-426.35	-452.48	-497.49	-616.14
San Francisco-Oakland-San Jose, CA	CO	Maintenance	100	0.00	-210.94	-260.17	-372.53	-381.07	-397.37	-427.27	-453.45	-498.56	-617.48
San Joaquin Valley, CA	Ozone	Extreme	10	0.00	-9.65	-12.06	-17.42	-17.99	-18.84	-20.18	-21.33	-23.45	-29.35
San Joaquin Valley, CA	PM ₁₀	Maintenance	100	0.00	-9.65	-12.06	-17.42	-17.99	-18.84	-20.18	-21.33	-23.45	-29.35
San Joaquin Valley, CA	PM _{2.5}	Nonattainment	100	0.00	-9.65	-12.06	-17.42	-17.99	-18.84	-20.18	-21.33	-23.45	-29.35
San Manuel (Pinal County), AZ	SO _x	Maintenance	100	0.00	-0.02	-0.03	-0.04	-0.04	-0.04	-0.05	-0.05	-0.05	-0.07
Sanders County (part);Thompson Falls and vicinity, MT	PM ₁₀	Moderate	100	0.00	0.00	0.00	0.00	0.00	0.00	0.00	0.00	0.00	0.00
Scranton-Wilkes Barre, PA	Ozone	Maintenance	100	0.00	-0.54	-0.67	-0.98	-1.01	-1.06	-1.13	-1.20	-1.32	-1.65
Seattle-Tacoma, WA	CO	Maintenance	100	0.00	-1.95	-2.45	-3.55	-3.67	-3.85	-4.12	-4.35	-4.78	-6.00
Sheboygan, WI	Ozone	Moderate	50	0.00	-0.12	-0.14	-0.21	-0.22	-0.23	-0.24	-0.26	-0.28	-0.35
Sheridan, WY	PM ₁₀	Moderate	100	0.00	-0.02	-0.02	-0.03	-0.03	-0.03	-0.03	-0.03	-0.04	-0.05
Shoshone County, ID	PM ₁₀	Moderate	100	0.00	0.00	0.00	0.00	0.00	0.00	0.00	0.00	0.00	0.00
Somerville, NJ	CO	Maintenance	100	0.00	0.00	-0.01	-0.01	-0.01	-0.01	-0.01	-0.01	-0.01	-0.02
South Bend-Elkhart, IN	Ozone	Maintenance	100	0.00	-0.32	-0.40	-0.58	-0.60	-0.63	-0.67	-0.71	-0.78	-0.98
Southeast Chicago, IL	PM ₁₀	Maintenance	100	0.00	-0.14	-0.17	-0.25	-0.26	-0.27	-0.29	-0.31	-0.34	-0.43
Spokane County, WA	PM ₁₀	Maintenance	100	0.00	-0.19	-0.24	-0.35	-0.36	-0.38	-0.41	-0.43	-0.47	-0.60
Spokane, WA	CO	Maintenance	100	0.00	-0.19	-0.24	-0.35	-0.36	-0.38	-0.40	-0.43	-0.47	-0.59
Springfield (western MA), MA	Ozone	Moderate	50	0.00	-0.59	-0.75	-1.08	-1.12	-1.17	-1.25	-1.32	-1.46	-1.83
Springfield, MA	CO	Maintenance	100	0.00	-0.09	-0.11	-0.16	-0.16	-0.17	-0.18	-0.19	-0.21	-0.27
St Louis, MO	CO	Maintenance	100	0.00	-0.73	-0.92	-1.33	-1.38	-1.44	-1.54	-1.63	-1.79	-2.25
St Louis, MO-IL	Ozone	Moderate	50	0.00	-180.46	-222.58	-318.71	-326.02	-339.97	-365.54	-387.95	-426.54	-528.29
St. Louis, MO-IL	PM _{2.5}	Nonattainment	100	0.00	-180.44	-222.56	-318.68	-325.99	-339.94	-365.51	-387.91	-426.50	-528.24
State College, PA	Ozone	Maintenance	100	0.00	-0.18	-0.23	-0.33	-0.35	-0.36	-0.39	-0.41	-0.45	-0.56
Steamboat Springs, CO	PM ₁₀	Maintenance	100	0.00	-0.01	-0.02	-0.02	-0.02	-0.02	-0.03	-0.03	-0.03	-0.04
Steubenville & Mingo Junction, OH	SO _x	Maintenance	100	0.00	-0.03	-0.04	-0.05	-0.06	-0.06	-0.06	-0.07	-0.07	-0.09
Steubenville-Weirton, OH-WV	Ozone	Maintenance	100	0.00	-1.64	-2.03	-2.91	-2.98	-3.11	-3.34	-3.54	-3.90	-4.83
Steubenville-Weirton, OH-WV	PM _{2.5}	Nonattainment	100	0.00	-1.64	-2.03	-2.91	-2.98	-3.11	-3.34	-3.54	-3.90	-4.83
Stockton, CA	CO	Maintenance	100	0.00	-0.24	-0.30	-0.43	-0.44	-0.47	-0.50	-0.53	-0.58	-0.73
Sutter County (Sutter Buttes), CA	Ozone	Former Subpart 1	50	0.00	0.00	0.00	0.00	0.00	0.00	0.00	0.00	0.00	0.00
Syracuse, NY	CO	Maintenance	100	0.00	-0.20	-0.25	-0.36	-0.37	-0.39	-0.41	-0.44	-0.48	-0.60
Telluride, CO	PM ₁₀	Maintenance	100	0.00	0.00	0.00	0.00	0.00	0.00	0.00	0.00	0.00	0.00
Terre Haute, IN	Ozone	Maintenance	100	0.00	-0.09	-0.11	-0.16	-0.17	-0.18	-0.19	-0.20	-0.22	-0.28

Table D2-29 Emission Changes ^{a/} (for Cumulative Impacts) by Nonattainment Area with Alternative Standards for HD Vehicles Sulfur Dioxide (SO ₂) 2030														
Nonattainment Area	Pollutant	Status ^{c/}	General Conformity Threshold ^{d/}	Emissions Changes for Cumulative Impacts (tons/year)										
				Alt. 1	Alt. 2	Alt. 3	Alt. 4	Alt. 6A	Alt. 5	Alt. 6 ^{b/}	Alt. 7	Alt. 6B	Alt. 8	
				No Action	Engine Only	Class 8 Tractors	Engines & Classes 7-8 Tractors	15% below Preferred Alternative Stringency	Engines, Classes 7-8 Tractors, & Classes 2b-3	Engines, Tractors, & Classes 2b-8	Engines, Tractors, & Truck, & Trailers	20% above Preferred Alternative Stringency	Accelerated Hybrid Adoption	
Tioga County, PA	Ozone	Maintenance	100	0.00	-0.04	-0.05	-0.08	-0.08	-0.08	-0.08	-0.09	-0.09	-0.10	-0.13
Toledo, OH	Ozone	Maintenance	100	0.00	-10.26	-12.67	-18.14	-18.56	-19.36	-20.82	-22.09	-22.09	-24.29	-30.09
Toms River, NJ	CO	Maintenance	100	0.00	-0.02	-0.02	-0.04	-0.04	-0.04	-0.04	-0.04	-0.04	-0.05	-0.06
Tooele County, UT	SO _x	Nonattainment	100	0.00	-0.07	-0.08	-0.12	-0.12	-0.13	-0.14	-0.14	-0.15	-0.16	-0.20
Trenton, NJ	CO	Maintenance	100	0.00	-0.05	-0.07	-0.10	-0.10	-0.11	-0.11	-0.11	-0.12	-0.13	-0.17
Trona, CA	PM ₁₀	Moderate	100	0.00	0.00	0.00	0.00	0.00	0.00	0.00	0.00	0.00	0.00	0.00
Tucson, AZ	CO	Maintenance	100	0.00	-0.46	-0.57	-0.83	-0.86	-0.90	-0.96	-1.01	-1.01	-1.12	-1.40
Utah County, UT	PM ₁₀	Moderate	100	0.00	-0.18	-0.23	-0.33	-0.34	-0.36	-0.38	-0.40	-0.40	-0.44	-0.56
Vancouver, WA	CO	Maintenance	100	0.00	-0.21	-0.26	-0.38	-0.39	-0.41	-0.44	-0.46	-0.46	-0.51	-0.64
Ventura County, CA	Ozone	Serious	50	0.00	-0.39	-0.48	-0.70	-0.72	-0.75	-0.81	-0.85	-0.85	-0.94	-1.17
Vermillion County, IN	PM ₁₀	Maintenance	100	0.00	-0.01	-0.01	-0.01	-0.01	-0.01	-0.01	-0.02	-0.02	-0.02	-0.02
Vigo County, IN	SO _x	Maintenance	100	0.00	-0.09	-0.11	-0.16	-0.17	-0.18	-0.19	-0.20	-0.20	-0.22	-0.28
Wallula, WA	PM ₁₀	Maintenance	100	0.00	0.00	0.00	0.00	0.00	0.00	0.00	0.00	0.00	0.00	0.00
Waltham, MA	CO	Maintenance	100	0.00	-0.03	-0.04	-0.05	-0.05	-0.06	-0.06	-0.06	-0.06	-0.07	-0.09
Warren County, NJ	SO _x	Maintenance	100	0.00	-0.03	-0.04	-0.05	-0.05	-0.06	-0.06	-0.06	-0.06	-0.07	-0.09
Warren County, PA	SO _x	Nonattainment	100	0.00	-0.01	-0.01	-0.02	-0.02	-0.02	-0.02	-0.02	-0.02	-0.02	-0.03
Washington County (Hagerstown), MD	Ozone	Former Subpart 1	50	0.00	-0.10	-0.12	-0.18	-0.18	-0.19	-0.21	-0.22	-0.22	-0.24	-0.30
Washington, DC-MD-VA	CO	Maintenance	100	0.00	-3.91	-4.90	-7.09	-7.34	-7.70	-8.24	-8.70	-8.70	-9.57	-12.01
Washington, DC-MD-VA	Ozone	Moderate	50	0.00	-3.91	-4.90	-7.09	-7.34	-7.70	-8.24	-8.70	-8.70	-9.57	-12.01
Washington, DC-MD-VA	PM _{2.5}	Nonattainment	100	0.00	-3.91	-4.90	-7.09	-7.34	-7.70	-8.24	-8.70	-8.70	-9.57	-12.01
Washoe County, NV	PM ₁₀	Serious	70	0.00	-0.09	-0.12	-0.17	-0.18	-0.18	-0.20	-0.21	-0.21	-0.23	-0.29
Waterford Township (Washington County), OH	SO _x	Maintenance	100	0.00	0.00	-0.01	-0.01	-0.01	-0.01	-0.01	-0.01	-0.01	-0.01	-0.01
Wayne County, IN	SO _x	Maintenance	100	0.00	-0.06	-0.08	-0.11	-0.11	-0.12	-0.13	-0.13	-0.13	-0.15	-0.19
Wayne County, MI	PM ₁₀	Maintenance	100	0.00	-5.97	-7.36	-10.54	-10.79	-11.25	-12.09	-12.83	-12.83	-14.11	-17.48
Weirton, WV	PM ₁₀	Maintenance	100	0.00	-0.01	-0.01	-0.02	-0.02	-0.02	-0.02	-0.02	-0.02	-0.02	-0.03
Weirton, WV	SO _x	Maintenance	100	0.00	-0.01	-0.01	-0.02	-0.02	-0.02	-0.02	-0.02	-0.02	-0.02	-0.03
Wheeling, WV-OH	Ozone	Maintenance	100	0.00	-0.29	-0.36	-0.52	-0.54	-0.57	-0.60	-0.64	-0.64	-0.70	-0.88
Wheeling, WV-OH	PM _{2.5}	Nonattainment	100	0.00	-0.29	-0.36	-0.52	-0.54	-0.57	-0.60	-0.64	-0.64	-0.70	-0.88
Winston-Salem, NC	CO	Maintenance	100	0.00	-0.27	-0.34	-0.49	-0.50	-0.53	-0.57	-0.60	-0.60	-0.66	-0.83
Worcester, MA	CO	Maintenance	100	0.00	-0.13	-0.17	-0.24	-0.25	-0.26	-0.28	-0.30	-0.30	-0.33	-0.41
Yakima County, WA	PM ₁₀	Maintenance	100	0.00	-0.06	-0.08	-0.11	-0.11	-0.12	-0.13	-0.13	-0.13	-0.15	-0.18
Yakima, WA	CO	Maintenance	100	0.00	-0.03	-0.03	-0.05	-0.05	-0.05	-0.05	-0.06	-0.06	-0.06	-0.08
York, PA	Ozone	Maintenance	100	0.00	-0.49	-0.61	-0.89	-0.92	-0.96	-1.03	-1.09	-1.09	-1.20	-1.50
York, PA	PM _{2.5}	Nonattainment	100	0.00	-0.49	-0.61	-0.89	-0.92	-0.96	-1.03	-1.09	-1.09	-1.20	-1.50
Youngstown-Warren-Sharon, OH-PA	Ozone	Maintenance	100	0.00	-0.55	-0.69	-1.00	-1.04	-1.09	-1.17	-1.23	-1.23	-1.35	-1.70
Yuma, AZ	PM ₁₀	Moderate	100	0.00	-0.13	-0.16	-0.23	-0.24	-0.25	-0.27	-0.28	-0.28	-0.31	-0.39

^{a/} Negative emissions changes indicate reductions; positive emissions changes are increases. Values of less than 0.005 tons/year are rounded to zero.

^{b/} Preferred Alternative

^{c/} Pollutants for which the area is designated nonattainment or maintenance as of 2010. Source: 40 CFR 81.

^{d/} Emissions thresholds in tons/year of: CO in CO maintenance and nonattainment areas; VOC or NO_x in ozone maintenance and nonattainment areas; primary PM_{2.5} in PM_{2.5} maintenance and nonattainment areas; primary PM₁₀ in PM₁₀ maintenance and nonattainment areas; and SO₂ in SO₂ maintenance and nonattainment areas. Source: 40 CFR § 93.153. These thresholds are provided for information only; a general conformity determination is not required for the proposed actions. (See section 3.3.1.)

Source: EPA (U.S. Environmental Protection Agency). 2010. The Green Book Nonattainment Areas. Washington, District of Columbia. Last Revised: June 16, 2010. U.S. Environmental Protection Agency. Available: <http://www.epa.gov/oaqps001/greenbk/>. Accessed: August 6, 2010.

Table D2-30 Emission Changes <u>a/</u> (for Cumulative Impacts) by Nonattainment Area with Alternative Standards for HD Vehicles Sulfur Dioxide (SO ₂) 2050														
Nonattainment Area	Pollutant	Status <u>c/</u>	General Conformity Threshold <u>d/</u>	Emissions Changes for Cumulative Impacts (tons/year)										
				Alt. 1	Alt. 2	Alt. 3	Alt. 4	Alt. 6A	Alt. 5	Alt. 6 <u>b/</u>	Alt. 7	Alt. 6B	Alt. 8	
				No Action	Engine Only	Class 8 Tractors	Engines & Classes 7-8 Tractors	15% below Preferred Alternative Stringency	Engines, Classes 7-8 Tractors, & Classes 2b-3	Engines, Tractors, & Classes 2b-8	Engines, Tractors, & Trucks, & Trailers	20% above Preferred Alternative Stringency	Accelerated Hybrid Adoption	
Addison Township (Gallia County), OH	SO _x	Maintenance	100	0.00	0.00	0.00	0.00	0.00	0.00	0.00	-0.01	-0.01	-0.01	-0.01
Ajo (Pima County), AZ	PM ₁₀	Moderate	100	0.00	-0.01	-0.01	-0.01	-0.01	-0.01	-0.01	-0.01	-0.01	-0.01	-0.01
Ajo (Pima County), AZ	SO _x	Maintenance	100	0.00	-0.01	-0.01	-0.01	-0.01	-0.01	-0.01	-0.01	-0.01	-0.01	-0.01
Albany-Schenectady-Troy, NY	Ozone	Former Subpart 1	50	0.00	-0.69	-0.77	-1.19	-1.24	-1.30	-1.43	-1.50	-1.50	-1.67	-2.22
Albuquerque, NM	CO	Maintenance	100	0.00	-0.54	-0.61	-0.93	-0.98	-1.03	-1.12	-1.18	-1.31	-1.75	-1.75
Allegan County, MI	Ozone	Former Subpart 1	50	0.00	-0.26	-0.29	-0.44	-0.46	-0.49	-0.53	-0.56	-0.62	-0.83	-0.83
Allentown-Bethlehem-Easton, PA	Ozone	Maintenance	100	0.00	-0.62	-0.69	-1.06	-1.11	-1.16	-1.27	-1.33	-1.49	-1.98	-1.98
Altoona, PA	Ozone	Maintenance	100	0.00	-0.10	-0.11	-0.17	-0.18	-0.19	-0.21	-0.22	-0.24	-0.32	-0.32
Amador and Calveras Counties (Central Mountain), CA	Ozone	Former Subpart 1	50	0.00	-0.12	-0.13	-0.21	-0.22	-0.23	-0.25	-0.26	-0.29	-0.39	-0.39
Anchorage, AK	CO	Maintenance	100	0.00	-0.07	-0.08	-0.12	-0.13	-0.14	-0.15	-0.16	-0.17	-0.23	-0.23
Anthony, NM	PM ₁₀	Moderate	100	0.00	-0.01	-0.01	-0.01	-0.01	-0.01	-0.01	-0.01	-0.02	-0.02	-0.02
Armstrong County, PA	SO _x	Nonattainment	100	0.00	0.00	0.00	-0.01	-0.01	-0.01	-0.01	-0.01	-0.01	-0.01	-0.01
Aspen, CO	PM ₁₀	Maintenance	100	0.00	-0.01	-0.01	-0.01	-0.01	-0.01	-0.01	-0.02	-0.02	-0.02	-0.02
Atlanta, GA	Ozone	Moderate	50	0.00	-14.97	-16.75	-25.70	-26.88	-28.23	-30.90	-32.42	-36.10	-48.12	-48.12
Atlanta, GA	PM _{2.5}	Nonattainment	100	0.00	-14.97	-16.75	-25.70	-26.88	-28.23	-30.90	-32.42	-36.10	-48.12	-48.12
Atlantic City, NJ	CO	Maintenance	100	0.00	-0.01	-0.02	-0.02	-0.03	-0.03	-0.03	-0.03	-0.04	-0.05	-0.05
Bakersfield, CA	CO	Maintenance	100	0.00	-3.86	-4.25	-6.46	-6.67	-6.97	-7.68	-8.09	-9.01	-11.90	-11.90
Baltimore, MD	CO	Maintenance	100	0.00	-2.93	-3.28	-5.03	-5.26	-5.52	-6.05	-6.35	-7.07	-9.42	-9.42
Baltimore, MD	Ozone	Moderate	50	0.00	-2.93	-3.28	-5.03	-5.26	-5.52	-6.05	-6.35	-7.07	-9.42	-9.42
Baltimore, MD	PM _{2.5}	Nonattainment	100	0.00	-2.93	-3.28	-5.03	-5.26	-5.52	-6.05	-6.35	-7.07	-9.42	-9.42
Baton Rouge, LA	Ozone	Moderate	50	0.00	-38.28	-42.09	-64.03	-66.03	-68.91	-75.98	-80.06	-89.15	-117.75	-117.75
Beaumont-Port Arthur, TX	Ozone	Moderate	50	0.00	-254.98	-280.31	-426.30	-439.55	-458.61	-505.78	-532.97	-593.51	-783.70	-783.70
Benton County, TN	SO _x	Maintenance	100	0.00	0.00	0.00	-0.01	-0.01	-0.01	-0.01	-0.01	-0.01	-0.01	-0.01
Benton Harbor, MI	Ozone	Maintenance	100	0.00	-0.26	-0.29	-0.45	-0.47	-0.49	-0.54	-0.57	-0.63	-0.84	-0.84
Benzie County, MI	Ozone	Maintenance	100	0.00	-0.04	-0.05	-0.07	-0.08	-0.08	-0.09	-0.09	-0.10	-0.14	-0.14
Berkeley and Jefferson Counties, WV	Ozone	Maintenance	100	0.00	-0.25	-0.28	-0.43	-0.45	-0.47	-0.52	-0.54	-0.60	-0.80	-0.80
Billings, MT	CO	Maintenance	100	0.00	-74.07	-81.43	-123.84	-127.68	-133.22	-146.92	-154.82	-172.41	-227.65	-227.65
Birmingham, AL	Ozone	Maintenance	100	0.00	-1.78	-1.99	-3.05	-3.19	-3.35	-3.66	-3.84	-4.28	-5.70	-5.70
Birmingham, AL	PM _{2.5}	Nonattainment	100	0.00	-1.78	-1.99	-3.05	-3.19	-3.35	-3.66	-3.84	-4.28	-5.70	-5.70
Boise-Northern Ada County, ID	CO	Maintenance	100	0.00	-0.65	-0.73	-1.12	-1.18	-1.23	-1.35	-1.42	-1.58	-2.10	-2.10
Boise-Northern Ada County, ID	PM ₁₀	Maintenance	100	0.00	-0.65	-0.73	-1.12	-1.18	-1.23	-1.35	-1.42	-1.58	-2.10	-2.10
Bonner County (Sandpoint), ID	PM ₁₀	Moderate	100	0.00	-0.02	-0.02	-0.03	-0.03	-0.03	-0.04	-0.04	-0.04	-0.06	-0.06
Boston, MA	CO	Maintenance	100	0.00	-0.62	-0.70	-1.07	-1.12	-1.18	-1.29	-1.35	-1.50	-2.00	-2.00
Boston-Lawrence-Worcester (eastern MA), MA	Ozone	Moderate	50	0.00	-4.16	-4.65	-7.14	-7.47	-7.84	-8.59	-9.01	-10.03	-13.37	-13.37
Boston-Manchester-Portsmouth (southeast NH), NH	Ozone	Moderate	50	0.00	-0.67	-0.75	-1.14	-1.20	-1.26	-1.38	-1.44	-1.61	-2.14	-2.14
Boyd County (part), KY	SO _x	Maintenance	100	0.00	-0.01	-0.01	-0.02	-0.02	-0.02	-0.02	-0.02	-0.03	-0.04	-0.04
Buffalo-Niagara Falls, NY	Ozone	Former Subpart 1	50	0.00	-0.64	-0.72	-1.10	-1.15	-1.20	-1.32	-1.38	-1.54	-2.05	-2.05
Burlington, NJ	CO	Maintenance	100	0.00	-0.01	-0.01	-0.01	-0.01	-0.01	-0.01	-0.01	-0.01	-0.02	-0.02
Butte, MT	PM ₁₀	Moderate	100	0.00	-0.03	-0.03	-0.04	-0.05	-0.05	-0.05	-0.05	-0.06	-0.08	-0.08
Canon City, CO	PM ₁₀	Maintenance	100	0.00	-0.02	-0.02	-0.04	-0.04	-0.04	-0.04	-0.04	-0.05	-0.07	-0.07
Canton-Massillon, OH	Ozone	Maintenance	100	0.00	-4.11	-4.53	-6.90	-7.13	-7.45	-8.20	-8.64	-9.62	-12.72	-12.72
Canton-Massillon, OH	PM _{2.5}	Nonattainment	100	0.00	-4.11	-4.53	-6.90	-7.13	-7.45	-8.20	-8.64	-9.62	-12.72	-12.72
Case County, MI	Ozone	Maintenance	100	0.00	-0.07	-0.08	-0.12	-0.12	-0.13	-0.14	-0.15	-0.17	-0.22	-0.22

Table D2-30 Emission Changes <u>a/</u> (for Cumulative Impacts) by Nonattainment Area with Alternative Standards for HD Vehicles Sulfur Dioxide (SO ₂) 2050														
Nonattainment Area	Pollutant	Status <u>c/</u>	General Conformity Threshold <u>d/</u>	Emissions Changes for Cumulative Impacts (tons/year)										
				Alt. 1	Alt. 2	Alt. 3	Alt. 4	Alt. 6A	Alt. 5	Alt. 6 <u>b/</u>	Alt. 7	Alt. 6B	Alt. 8	
				No Action	Engine Only	Class 8 Tractors	Engines & Classes 7-8 Tractors	15% below Preferred Alternative Stringency	Engines, Classes 7-8 Tractors, & Classes 2b-3	Engines, Tractors, & Classes 2b-8	Engines, Tractors, & Trucks, & Trailers	20% above Preferred Alternative Stringency	Accelerated Hybrid Adoption	
Center Township (Morgan County), OH	SO _x	Maintenance	100	0.00	0.00	0.00	0.00	0.00	0.00	0.00	0.00	0.00	0.00	0.00
Central Steptoe Valley (White Pine County), NV	SO _x	Maintenance	100	0.00	0.00	0.00	0.00	0.00	0.00	0.00	0.00	0.00	-0.01	-0.01
Charleston, WV	Ozone	Maintenance	100	0.00	-0.71	-0.79	-1.21	-1.27	-1.33	-1.46	-1.53	-1.71	-2.27	-2.27
Charleston, WV	PM _{2.5}	Nonattainment	100	0.00	-0.71	-0.79	-1.21	-1.27	-1.33	-1.46	-1.53	-1.71	-2.27	-2.27
Charlotte, NC	CO	Maintenance	100	0.00	-0.82	-0.92	-1.41	-1.48	-1.55	-1.70	-1.78	-1.98	-2.64	-2.64
Charlotte-Gastonia-Rock Hill, NC-SC	Ozone	Moderate	50	0.00	-1.87	-2.09	-3.21	-3.36	-3.53	-3.86	-4.05	-4.51	-6.02	-6.02
Chattanooga, TN-GA-AL	PM _{2.5}	Nonattainment	100	0.00	-0.64	-0.71	-1.09	-1.14	-1.20	-1.31	-1.38	-1.53	-2.04	-2.04
Chattanooga, TN-GA	Ozone	Former Subpart 1	50	0.00	-0.60	-0.67	-1.03	-1.08	-1.14	-1.24	-1.30	-1.45	-1.94	-1.94
Chicago-Gary-Lake County, IL-IN	Ozone	Moderate	50	0.00	-359.25	-395.33	-601.53	-620.74	-647.89	-714.22	-752.43	-837.90	-1107.01	-1107.01
Chicago-Gary-Lake County, IL-IN	PM _{2.5}	Nonattainment	100	0.00	-359.25	-395.33	-601.53	-620.74	-647.89	-714.22	-752.43	-837.90	-1107.01	-1107.01
Chico, CA	CO	Maintenance	100	0.00	-0.26	-0.29	-0.44	-0.46	-0.48	-0.53	-0.55	-0.62	-0.82	-0.82
Chico, CA	Ozone	Former Subpart 1	50	0.00	-0.26	-0.29	-0.44	-0.46	-0.48	-0.53	-0.55	-0.62	-0.82	-0.82
Cincinnati-Hamilton, OH-KY-IN	Ozone	Former Subpart 1	50	0.00	-4.87	-5.45	-8.36	-8.74	-9.18	-10.05	-10.55	-11.74	-15.65	-15.65
Cincinnati-Hamilton, OH-KY-IN	PM _{2.5}	Nonattainment	100	0.00	-4.87	-5.45	-8.36	-8.74	-9.18	-10.05	-10.55	-11.74	-15.65	-15.65
Clairton & 4 Boroughs, PA	PM ₁₀	Maintenance	100	0.00	-0.01	-0.01	-0.01	-0.01	-0.01	-0.02	-0.02	-0.02	-0.03	-0.03
Clark County, NV	PM ₁₀	Serious	70	0.00	-0.21	-0.24	-0.37	-0.38	-0.40	-0.44	-0.46	-0.52	-0.69	-0.69
Clarksville-Hopkinsville, TN-KY	Ozone	Maintenance	100	0.00	-0.40	-0.45	-0.69	-0.72	-0.76	-0.83	-0.87	-0.97	-1.29	-1.29
Clearfield and Indiana Counties, PA	Ozone	Maintenance	100	0.00	-0.36	-0.41	-0.62	-0.65	-0.68	-0.75	-0.79	-0.88	-1.17	-1.17
Cleveland, OH	CO	Maintenance	100	0.00	-0.94	-1.05	-1.61	-1.69	-1.77	-1.94	-2.04	-2.27	-3.02	-3.02
Cleveland-Akron-Lorain, OH	Ozone	Maintenance	100	0.00	-6.34	-7.09	-10.88	-11.38	-11.95	-13.08	-13.72	-15.28	-20.37	-20.37
Cleveland-Akron-Lorain, OH	PM _{2.5}	Nonattainment	100	0.00	-6.34	-7.09	-10.88	-11.38	-11.95	-13.08	-13.72	-15.28	-20.37	-20.37
Coachella Valley, CA	PM ₁₀	Serious	70	0.00	-0.40	-0.45	-0.69	-0.72	-0.76	-0.83	-0.87	-0.97	-1.29	-1.29
Colbert County, AL	SO _x	Maintenance	100	0.00	-0.06	-0.06	-0.10	-0.10	-0.11	-0.12	-0.12	-0.14	-0.18	-0.18
Colorado Springs, CO	CO	Maintenance	100	0.00	-0.44	-0.49	-0.75	-0.79	-0.83	-0.90	-0.95	-1.06	-1.41	-1.41
Columbia Falls, MT	PM ₁₀	Moderate	100	0.00	-0.01	-0.01	-0.01	-0.01	-0.01	-0.01	-0.01	-0.02	-0.02	-0.02
Columbia, SC	Ozone	Former Subpart 1	50	0.00	-0.86	-0.97	-1.48	-1.55	-1.63	-1.78	-1.87	-2.08	-2.77	-2.77
Columbus, OH	Ozone	Maintenance	100	0.00	-4.69	-5.25	-8.06	-8.42	-8.85	-9.69	-10.16	-11.32	-15.08	-15.08
Columbus, OH	PM _{2.5}	Nonattainment	100	0.00	-4.69	-5.25	-8.06	-8.42	-8.85	-9.69	-10.16	-11.32	-15.08	-15.08
Conewango Township (Warren County), PA	SO _x	Maintenance	100	0.00	0.00	0.00	-0.01	-0.01	-0.01	-0.01	-0.01	-0.01	-0.01	-0.01
Coso Junction, CA	PM ₁₀	Moderate	100	0.00	0.00	0.00	0.00	0.00	0.00	0.00	0.00	0.00	0.00	0.00
Cuyahoga County, OH	PM ₁₀	Maintenance	100	0.00	-1.73	-1.94	-2.98	-3.11	-3.27	-3.58	-3.76	-4.18	-5.58	-5.58
Cuyahoga County, OH	SO _x	Maintenance	100	0.00	-1.73	-1.94	-2.98	-3.11	-3.27	-3.58	-3.76	-4.18	-5.58	-5.58
Dallas-Fort Worth, TX	Ozone	Moderate	50	0.00	-4.61	-5.16	-7.92	-8.29	-8.70	-9.53	-9.99	-11.13	-14.83	-14.83
Dayton-Springfield, OH	Ozone	Maintenance	100	0.00	-1.91	-2.14	-3.28	-3.43	-3.60	-3.94	-4.13	-4.60	-6.13	-6.13
Dayton-Springfield, OH	PM _{2.5}	Nonattainment	100	0.00	-1.91	-2.14	-3.28	-3.43	-3.60	-3.94	-4.13	-4.60	-6.13	-6.13
Denver Metro, CO	PM ₁₀	Maintenance	100	0.00	-39.86	-43.86	-66.73	-68.86	-71.87	-79.23	-83.47	-92.95	-122.80	-122.80
Denver-Boulder, CO	CO	Maintenance	100	0.00	-39.76	-43.75	-66.56	-68.68	-71.68	-79.02	-83.25	-92.71	-122.47	-122.47
Denver-Boulder-Greeley-Fort Collins-Loveland, CO	Ozone	Former Subpart 1	50	0.00	-40.41	-44.47	-67.67	-69.84	-72.90	-80.36	-84.66	-94.27	-124.56	-124.56
Detroit, MI	CO	Maintenance	100	0.00	-11.49	-12.67	-19.30	-19.96	-20.85	-22.96	-24.17	-26.92	-35.61	-35.61
Detroit-Ann Arbor, MI	Ozone	Maintenance	100	0.00	-24.90	-27.67	-42.31	-44.00	-46.10	-50.61	-53.18	-59.23	-78.66	-78.66
Detroit-Ann Arbor, MI	PM _{2.5}	Nonattainment	100	0.00	-24.90	-27.67	-42.31	-44.00	-46.10	-50.61	-53.18	-59.23	-78.66	-78.66
Door County, WI	Ozone	Former Subpart 1	50	0.00	-0.06	-0.06	-0.10	-0.10	-0.11	-0.12	-0.12	-0.13	-0.18	-0.18
Douglas (Cochise County), AZ	PM ₁₀	Moderate	100	0.00	-0.07	-0.08	-0.12	-0.12	-0.13	-0.14	-0.15	-0.16	-0.22	-0.22

Table D2-30 Emission Changes <u>a/</u> (for Cumulative Impacts) by Nonattainment Area with Alternative Standards for HD Vehicles Sulfur Dioxide (SO ₂) 2050														
Nonattainment Area	Pollutant	Status <u>c/</u>	General Conformity Threshold <u>d/</u>	Emissions Changes for Cumulative Impacts (tons/year)										
				Alt. 1	Alt. 2	Alt. 3	Alt. 4	Alt. 6A	Alt. 5	Alt. 6 <u>b/</u>	Alt. 7	Alt. 6B	Alt. 8	
				No Action	Engine Only	Class 8 Tractors	Engines & Classes 7-8 Tractors	15% below Preferred Alternative Stringency	Engines, Classes 7-8 Tractors, & Classes 2b-3	Engines, Tractors, & Classes 2b-8	Engines, Tractors, & Truck, & Trailers	20% above Preferred Alternative Stringency	Accelerated Hybrid Adoption	
Douglas (Cochise County), AZ	SO _x	Maintenance	100	0.00	-0.07	-0.08	-0.12	-0.12	-0.12	-0.13	-0.14	-0.15	-0.16	-0.22
Duluth, MN	CO	Maintenance	100	0.00	-0.08	-0.09	-0.14	-0.14	-0.14	-0.15	-0.16	-0.17	-0.19	-0.26
Eagle River, AK	PM ₁₀	Moderate	100	0.00	0.00	-0.01	-0.01	-0.01	-0.01	-0.01	-0.01	-0.01	-0.01	-0.01
East Chicago, IN	CO	Maintenance	100	0.00	-0.23	-0.26	-0.40	-0.42	-0.42	-0.44	-0.48	-0.50	-0.56	-0.75
East Chicago, IN	PM ₁₀	Maintenance	100	0.00	-87.93	-96.67	-147.01	-151.59	-158.16	-174.43	-183.80	-204.68	-270.27	
East Helena Area (Lewis and Clark County), MT	SO _x	Nonattainment	100	0.00	0.00	0.00	0.00	0.00	0.00	0.00	0.00	0.00	0.00	0.00
El Paso County, TX	PM ₁₀	Moderate	100	0.00	-10.32	-11.34	-17.26	-17.80	-18.57	-20.48	-21.58	-24.03	-31.74	
El Paso, TX	CO	Maintenance	100	0.00	-0.01	-0.02	-0.03	-0.03	-0.03	-0.03	-0.03	-0.03	-0.04	-0.05
Erie, PA	Ozone	Maintenance	100	0.00	-0.29	-0.32	-0.50	-0.52	-0.55	-0.60	-0.63	-0.70	-0.93	
Essex County (Whiteface Mountain), NY	Ozone	Former Subpart 1	50	0.00	0.00	0.00	0.00	0.00	0.00	0.00	0.00	0.00	0.00	0.00
Eugene-Springfield, OR	CO	Maintenance	100	0.00	-0.40	-0.45	-0.69	-0.72	-0.76	-0.83	-0.87	-0.97	-1.29	
Eugene-Springfield, OR	PM ₁₀	Moderate	100	0.00	-0.40	-0.45	-0.69	-0.72	-0.76	-0.83	-0.87	-0.97	-1.29	
Evansville, IN	Ozone	Maintenance	100	0.00	-0.86	-0.96	-1.48	-1.55	-1.62	-1.78	-1.86	-2.08	-2.77	
Evansville, IN	PM _{2.5}	Nonattainment	100	0.00	-0.86	-0.96	-1.48	-1.55	-1.62	-1.78	-1.86	-2.08	-2.77	
Fairbanks, AK	CO	Maintenance	100	0.00	-0.02	-0.02	-0.03	-0.03	-0.03	-0.03	-0.03	-0.03	-0.04	-0.05
Fayetteville, NC	Ozone	Former Subpart 1	50	0.00	-0.28	-0.31	-0.48	-0.50	-0.53	-0.58	-0.61	-0.68	-0.90	
Flathead County; Whitefish and vicinity, MT	PM ₁₀	Moderate	100	0.00	-0.01	-0.01	-0.02	-0.02	-0.02	-0.02	-0.02	-0.02	-0.03	-0.03
Flint, MI	Ozone	Maintenance	100	0.00	-1.31	-1.46	-2.23	-2.32	-2.43	-2.67	-2.81	-3.13	-4.15	
Follansbee, WV	PM ₁₀	Maintenance	100	0.00	0.00	0.00	0.00	0.00	0.00	0.00	0.00	0.00	0.00	0.00
Fort Collins, CO	CO	Maintenance	100	0.00	-0.15	-0.17	-0.26	-0.27	-0.28	-0.31	-0.32	-0.36	-0.48	
Fort Hall Reservation, ID	PM ₁₀	Moderate	100	0.00	0.00	0.00	0.00	0.00	0.00	0.00	0.00	0.00	0.00	0.00
Fort Wayne, IN	Ozone	Maintenance	100	0.00	-0.51	-0.57	-0.87	-0.91	-0.96	-1.05	-1.10	-1.23	-1.64	
Franklin County, PA	Ozone	Maintenance	100	0.00	-0.24	-0.27	-0.41	-0.43	-0.45	-0.49	-0.52	-0.58	-0.77	
Franklin Township (Coshocton County), OH	SO _x	Maintenance	100	0.00	0.00	0.00	0.00	0.00	0.00	0.00	0.00	0.00	0.00	0.00
Frederick County, VA	Ozone	Former Subpart 1	50	0.00	-0.14	-0.16	-0.25	-0.26	-0.27	-0.30	-0.31	-0.35	-0.46	
Fredericksburg, VA	Ozone	Maintenance	100	0.00	-0.30	-0.33	-0.51	-0.53	-0.56	-0.61	-0.64	-0.72	-0.95	
Freehold, NJ	CO	Maintenance	100	0.00	-0.01	-0.01	-0.01	-0.01	-0.01	-0.02	-0.02	-0.02	-0.02	-0.02
Fresno, CA	CO	Maintenance	100	0.00	-0.47	-0.53	-0.81	-0.85	-0.89	-0.98	-1.03	-1.14	-1.52	
Grand Rapids, MI	Ozone	Maintenance	100	0.00	-1.39	-1.56	-2.39	-2.50	-2.63	-2.87	-3.02	-3.36	-4.48	
Granite City, Nameoki Townships, IL	PM ₁₀	Maintenance	100	0.00	-0.05	-0.06	-0.09	-0.09	-0.09	-0.10	-0.11	-0.12	-0.16	
Grant County, NM	SO _x	Maintenance	100	0.00	0.00	0.00	0.00	0.00	0.00	-0.01	-0.01	-0.01	-0.01	-0.01
Grants Pass, OR	CO	Maintenance	100	0.00	-0.03	-0.04	-0.06	-0.06	-0.06	-0.07	-0.07	-0.08	-0.11	
Grants Pass, OR	PM ₁₀	Maintenance	100	0.00	-0.03	-0.04	-0.06	-0.06	-0.06	-0.07	-0.07	-0.08	-0.11	
Great Falls, MT	CO	Maintenance	100	0.00	-0.02	-0.02	-0.03	-0.03	-0.04	-0.04	-0.04	-0.05	-0.06	
Greater Connecticut, CT	Ozone	Moderate	50	0.00	-0.81	-0.90	-1.39	-1.45	-1.52	-1.67	-1.75	-1.95	-2.59	
Greeley, CO	CO	Maintenance	100	0.00	-0.12	-0.13	-0.20	-0.21	-0.22	-0.24	-0.26	-0.29	-0.38	
Green Bay, WI	SO _x	Maintenance	100	0.00	-0.14	-0.16	-0.24	-0.25	-0.26	-0.29	-0.30	-0.34	-0.45	
Greene County, IN	Ozone	Maintenance	100	0.00	-0.07	-0.08	-0.12	-0.12	-0.13	-0.14	-0.15	-0.16	-0.22	
Greene County, PA	Ozone	Maintenance	100	0.00	-0.04	-0.05	-0.07	-0.07	-0.08	-0.08	-0.09	-0.10	-0.13	
Greensboro-Winston Salem-High Point, NC	Ozone	Marginal	50	0.00	-2.39	-2.68	-4.11	-4.29	-4.51	-4.94	-5.18	-5.77	-7.69	
Greensboro-Winston salem-High Point, NC	PM _{2.5}	Nonattainment	100	0.00	-2.39	-2.68	-4.11	-4.29	-4.51	-4.94	-5.18	-5.77	-7.69	
Greenville-Spartanburg-Anderson, SC	Ozone	Former Subpart 1	50	0.00	-1.13	-1.26	-1.93	-2.02	-2.12	-2.32	-2.44	-2.71	-3.62	
Groveland Township (Tazewell County), IL	SO _x	Maintenance	100	0.00	-0.03	-0.03	-0.05	-0.06	-0.06	-0.06	-0.07	-0.07	-0.10	

Table D2-30 Emission Changes <u>a/</u> (for Cumulative Impacts) by Nonattainment Area with Alternative Standards for HD Vehicles Sulfur Dioxide (SO ₂) 2050													
Nonattainment Area	Pollutant	Status <u>c/</u>	General Conformity Threshold <u>d/</u>	Emissions Changes for Cumulative Impacts (tons/year)									
				Alt. 1	Alt. 2	Alt. 3	Alt. 4	Alt. 6A	Alt. 5	Alt. 6 <u>b/</u>	Alt. 7	Alt. 6B	Alt. 8
				No Action	Engine Only	Class 8 Tractors	Engines & Classes 7-8 Tractors	15% below Preferred Alternative Stringency	Engines, Classes 7-8 Tractors, & Classes 2b-3	Engines, Tractors, & Classes 2b-8	Engines, Tractors, & Trucks, & Trailers	20% above Preferred Alternative Stringency	Accelerated Hybrid Adoption
Hancock-Knox-Lincoln-Waldo Counties, ME	Ozone	Maintenance	100	0.00	-0.13	-0.15	-0.23	-0.24	-0.25	-0.27	-0.29	-0.32	-0.43
Harrisburg-Lebanon-Carlisle, PA	Ozone	Maintenance	100	0.00	-2.57	-2.88	-4.41	-4.61	-4.85	-5.31	-5.57	-6.20	-8.26
Harrisburg-Lebanon-Carlisle, PA	PM _{2.5}	Nonattainment	100	0.00	-2.57	-2.88	-4.41	-4.61	-4.85	-5.31	-5.57	-6.20	-8.26
Hartford-New Britain-Middletown, CT	CO	Maintenance	100	0.00	-0.55	-0.62	-0.95	-0.99	-1.04	-1.14	-1.19	-1.33	-1.77
Hayden (Pinal County), AZ	SO _x	Nonattainment	100	0.00	-0.01	-0.01	-0.02	-0.02	-0.02	-0.02	-0.02	-0.02	-0.03
Hayden/Miami, AZ	PM ₁₀	Moderate	100	0.00	-0.04	-0.04	-0.06	-0.06	-0.07	-0.07	-0.08	-0.09	-0.11
Haywood and Swain Counties (Great Smoky Mountain NP), NC	Ozone	Maintenance	100	0.00	-0.01	-0.01	-0.01	-0.01	-0.01	-0.01	-0.02	-0.02	-0.02
Hazelwood, PA	SO _x	Maintenance	100	0.00	-0.03	-0.03	-0.05	-0.05	-0.05	-0.06	-0.06	-0.07	-0.09
Hickory, NC	PM _{2.5}	Nonattainment	100	0.00	-0.15	-0.17	-0.27	-0.28	-0.29	-0.32	-0.34	-0.37	-0.50
Hickory-Morgantown-Lenoir, NC	Ozone	Former Subpart 1	50	0.00	-0.28	-0.32	-0.48	-0.51	-0.53	-0.58	-0.61	-0.68	-0.91
Hollis Township, IL	SO _x	Maintenance	100	0.00	0.00	0.00	-0.01	-0.01	-0.01	-0.01	-0.01	-0.01	-0.01
Houston-Galveston-Brazoria, TX	Ozone	Severe	25	0.00	-157.74	-173.48	-263.90	-272.21	-284.06	-313.21	-330.01	-367.50	-485.39
Humphreys County, TN	SO _x	Maintenance	100	0.00	-0.01	-0.01	-0.02	-0.02	-0.02	-0.02	-0.02	-0.03	-0.04
Huntington-Ashland, WV-KY-OH	PM _{2.5}	Nonattainment	100	0.00	-8.71	-9.58	-14.58	-15.04	-15.70	-17.31	-18.24	-20.31	-26.82
Huntington-Ashland, WV-KY	Ozone	Maintenance	100	0.00	-8.53	-9.38	-14.27	-14.71	-15.35	-16.93	-17.84	-19.87	-26.24
Huron County, MI	Ozone	Maintenance	100	0.00	-0.04	-0.05	-0.08	-0.08	-0.08	-0.09	-0.09	-0.11	-0.14
Imperial County, CA	Ozone	Moderate	50	0.00	-0.23	-0.25	-0.39	-0.40	-0.42	-0.47	-0.49	-0.54	-0.72
Imperial Valley, CA	PM ₁₀	Serious	70	0.00	-0.22	-0.25	-0.38	-0.40	-0.42	-0.46	-0.48	-0.53	-0.71
Indian Wells, CA	PM ₁₀	Maintenance	100	0.00	-0.02	-0.03	-0.04	-0.04	-0.05	-0.05	-0.05	-0.06	-0.08
Indianapolis, IN	CO	Maintenance	100	0.00	-5.02	-5.61	-8.61	-9.01	-9.46	-10.35	-10.86	-12.10	-16.12
Indianapolis, IN	Ozone	Maintenance	100	0.00	-5.02	-5.61	-8.61	-9.01	-9.46	-10.35	-10.86	-12.10	-16.12
Indianapolis, IN	PM _{2.5}	Nonattainment	100	0.00	-5.02	-5.61	-8.61	-9.01	-9.46	-10.35	-10.86	-12.10	-16.12
Jackson County, IN	Ozone	Maintenance	100	0.00	-0.14	-0.16	-0.24	-0.25	-0.27	-0.29	-0.31	-0.34	-0.45
Jamestown, NY	Ozone	Former Subpart 1	50	0.00	-0.17	-0.19	-0.30	-0.31	-0.33	-0.36	-0.37	-0.42	-0.56
Jefferson County, NY	Ozone	Moderate	50	0.00	-0.11	-0.13	-0.19	-0.20	-0.21	-0.23	-0.25	-0.27	-0.36
Jefferson County, OH	PM ₁₀	Maintenance	100	0.00	-0.01	-0.01	-0.01	-0.01	-0.02	-0.02	-0.02	-0.02	-0.03
Johnson City-Kingsport-Bristol, TN	Ozone	Former Subpart 1	50	0.00	-0.25	-0.28	-0.43	-0.45	-0.48	-0.52	-0.55	-0.61	-0.81
Johnstown, PA	Ozone	Maintenance	100	0.00	-0.18	-0.20	-0.31	-0.32	-0.33	-0.37	-0.39	-0.43	-0.57
Johnstown, PA	PM _{2.5}	Nonattainment	100	0.00	-0.18	-0.20	-0.31	-0.32	-0.33	-0.37	-0.39	-0.43	-0.57
Juneau, AK	PM ₁₀	Moderate	100	0.00	-0.01	-0.01	-0.01	-0.01	-0.01	-0.01	-0.02	-0.02	-0.02
Kalamazoo-Battle Creek, MI	Ozone	Maintenance	100	0.00	-0.80	-0.89	-1.37	-1.43	-1.51	-1.65	-1.73	-1.93	-2.57
Kalispell, MT	PM ₁₀	Moderate	100	0.00	-0.04	-0.04	-0.06	-0.06	-0.07	-0.07	-0.08	-0.09	-0.12
Kent and Queen Annes Counties, MD	Ozone	Maintenance	100	0.00	-0.08	-0.09	-0.14	-0.14	-0.15	-0.17	-0.17	-0.19	-0.26
Kent, WA	PM ₁₀	Maintenance	100	0.00	-0.03	-0.03	-0.05	-0.05	-0.05	-0.05	-0.06	-0.06	-0.09
Kern County (Eastern Kern), CA	Ozone	Former Subpart 1	50	0.00	-0.06	-0.07	-0.11	-0.11	-0.12	-0.13	-0.14	-0.15	-0.20
Kewaunee County, WI	Ozone	Maintenance	100	0.00	-0.04	-0.04	-0.06	-0.06	-0.07	-0.07	-0.08	-0.09	-0.11
King County, WA	PM ₁₀	Maintenance	100	0.00	-0.01	-0.01	-0.02	-0.02	-0.02	-0.02	-0.02	-0.02	-0.03
Klamath Falls, OR	CO	Maintenance	100	0.00	-0.08	-0.09	-0.14	-0.15	-0.16	-0.17	-0.18	-0.20	-0.27
Klamath Falls, OR	PM ₁₀	Maintenance	100	0.00	-0.08	-0.09	-0.14	-0.15	-0.16	-0.17	-0.18	-0.20	-0.27
Knoxville, TN	Ozone	Former Subpart 1	50	0.00	-3.28	-3.67	-5.63	-5.88	-6.18	-6.76	-7.10	-7.90	-10.53
Knoxville, TN	PM _{2.5}	Nonattainment	100	0.00	-3.28	-3.67	-5.63	-5.88	-6.18	-6.76	-7.10	-7.90	-10.53
La Porte County, IN	SO _x	Maintenance	100	0.00	-0.07	-0.08	-0.12	-0.12	-0.13	-0.14	-0.15	-0.17	-0.22
LaGrande, OR	PM ₁₀	Maintenance	100	0.00	-0.01	-0.01	-0.02	-0.02	-0.02	-0.03	-0.03	-0.03	-0.04

Table D2-30 Emission Changes <u>a/</u> (for Cumulative Impacts) by Nonattainment Area with Alternative Standards for HD Vehicles Sulfur Dioxide (SO ₂) 2050													
Nonattainment Area	Pollutant	Status <u>c/</u>	General Conformity Threshold <u>d/</u>	Emissions Changes for Cumulative Impacts (tons/year)									
				Alt. 1	Alt. 2	Alt. 3	Alt. 4	Alt. 6A	Alt. 5	Alt. 6 <u>b/</u>	Alt. 7	Alt. 6B	Alt. 8
				No Action	Engine Only	Class 8 Tractors	Engines & Classes 7-8 Tractors	15% below Preferred Alternative Stringency	Engines, Classes 7-8 Tractors, & Classes 2b-3	Engines, Tractors, & Classes 2b-8	Engines, Tractors, & Trucks, & Trailers	20% above Preferred Alternative Stringency	Accelerated Hybrid Adoption
Lake County, IN	SO _x	Maintenance	100	0.00	-0.33	-0.37	-0.57	-0.60	-0.63	-0.69	-0.72	-0.81	-1.07
Lake County, OH	SO _x	Maintenance	100	0.00	-0.04	-0.05	-0.08	-0.08	-0.08	-0.09	-0.10	-0.11	-0.14
Lake County, OR	PM ₁₀	Maintenance	100	0.00	-0.01	-0.01	-0.01	-0.01	-0.01	-0.01	-0.01	-0.01	-0.02
Lake Tahoe North Shore, CA	CO	Maintenance	100	0.00	-0.02	-0.02	-0.03	-0.03	-0.03	-0.04	-0.04	-0.04	-0.06
Lake Tahoe South Shore, CA	CO	Maintenance	100	0.00	-0.04	-0.05	-0.08	-0.08	-0.08	-0.09	-0.10	-0.11	-0.14
Lake Tahoe, NV	CO	Maintenance	100	0.00	-0.01	-0.01	-0.02	-0.02	-0.02	-0.02	-0.02	-0.02	-0.03
Lamar, CO	PM ₁₀	Maintenance	100	0.00	-0.01	-0.01	-0.01	-0.01	-0.01	-0.02	-0.02	-0.02	-0.03
Lame Deer, MT	PM ₁₀	Moderate	100	0.00	0.00	0.00	0.00	0.00	0.00	0.00	0.00	-0.01	-0.01
Lancaster, PA	Ozone	Maintenance	100	0.00	-1.01	-1.13	-1.73	-1.81	-1.90	-2.08	-2.18	-2.43	-3.23
Lancaster, PA	PM _{2.5}	Nonattainment	100	0.00	-1.01	-1.13	-1.73	-1.81	-1.90	-2.08	-2.18	-2.43	-3.23
Lane County, OR	PM ₁₀	Moderate	100	0.00	0.00	0.00	0.00	0.00	0.00	0.00	0.00	0.00	0.00
Lansing-East Lansing, MI	Ozone	Maintenance	100	0.00	-0.77	-0.87	-1.33	-1.39	-1.46	-1.60	-1.67	-1.86	-2.48
LaPorte, IN	Ozone	Maintenance	100	0.00	-0.19	-0.21	-0.33	-0.34	-0.36	-0.40	-0.41	-0.46	-0.62
Las Vegas, NV	CO	Serious	100	0.00	-0.43	-0.48	-0.74	-0.77	-0.81	-0.89	-0.93	-1.04	-1.38
Las Vegas, NV	Ozone	Former Subpart 1	50	0.00	-0.43	-0.48	-0.74	-0.77	-0.81	-0.89	-0.93	-1.04	-1.38
Lauderdale County, AL	SO _x	Maintenance	100	0.00	-0.09	-0.10	-0.15	-0.16	-0.16	-0.18	-0.19	-0.21	-0.28
Laurel Area (Yellowstone County), MT	SO _x	Nonattainment	100	0.00	0.00	0.00	0.00	0.00	0.00	0.00	0.00	0.00	-0.01
Libby, MT	PM ₁₀	Moderate	100	0.00	-0.01	-0.01	-0.02	-0.02	-0.02	-0.02	-0.02	-0.03	-0.04
Libby, MT	PM _{2.5}	Nonattainment	100	0.00	-0.01	-0.01	-0.02	-0.02	-0.02	-0.02	-0.02	-0.03	-0.04
Liberty-Clairton, PA	PM _{2.5}	Nonattainment	100	0.00	-0.01	-0.01	-0.01	-0.01	-0.01	-0.02	-0.02	-0.02	-0.03
Lima, OH	Ozone	Maintenance	100	0.00	-55.50	-61.01	-92.79	-95.68	-99.83	-110.09	-116.01	-129.19	-170.59
Longmont, CO	CO	Maintenance	100	0.00	-0.08	-0.08	-0.13	-0.14	-0.14	-0.16	-0.16	-0.18	-0.24
Lorain County, OH	SO _x	Maintenance	100	0.00	-0.06	-0.06	-0.09	-0.10	-0.10	-0.11	-0.12	-0.13	-0.18
Los Angeles South Coast Air Basin, CA	CO	Maintenance	100	0.00	-157.66	-174.10	-265.37	-274.61	-286.99	-315.91	-332.52	-370.30	-490.13
Los Angeles South Coast Air Basin, CA	NO _x	Maintenance	100	0.00	-157.66	-174.10	-265.37	-274.61	-286.99	-315.91	-332.52	-370.30	-490.13
Los Angeles South Coast Air Basin, CA	Ozone	Extreme	10	0.00	-157.66	-174.10	-265.37	-274.61	-286.99	-315.91	-332.52	-370.30	-490.13
Los Angeles South Coast Air Basin, CA	PM ₁₀	Serious	70	0.00	-157.66	-174.10	-265.37	-274.61	-286.99	-315.91	-332.52	-370.30	-490.13
Los Angeles South Coast Air Basin, CA	PM _{2.5}	Nonattainment	100	0.00	-157.66	-174.10	-265.37	-274.61	-286.99	-315.91	-332.52	-370.30	-490.13
Los Angeles-San Bernardino Counties (western Mohave), CA	Ozone	Moderate	50	0.00	-0.39	-0.43	-0.66	-0.69	-0.73	-0.80	-0.83	-0.93	-1.24
Louisville, KY-IN	Ozone	Maintenance	100	0.00	-3.15	-3.53	-5.41	-5.66	-5.94	-6.50	-6.82	-7.60	-10.13
Louisville, KY-IN	PM _{2.5}	Nonattainment	100	0.00	-3.15	-3.53	-5.41	-5.66	-5.94	-6.50	-6.82	-7.60	-10.13
Lowell, MA	CO	Maintenance	100	0.00	-0.10	-0.11	-0.16	-0.17	-0.18	-0.20	-0.21	-0.23	-0.31
Lucas County, OH	SO _x	Maintenance	100	0.00	-0.32	-0.35	-0.54	-0.57	-0.60	-0.65	-0.69	-0.76	-1.02
Lyons Township, IL	PM ₁₀	Maintenance	100	0.00	-0.08	-0.09	-0.14	-0.14	-0.15	-0.16	-0.17	-0.19	-0.26
Macon, GA	Ozone	Maintenance	100	0.00	-0.26	-0.30	-0.45	-0.47	-0.50	-0.54	-0.57	-0.64	-0.85
Macon, GA	PM _{2.5}	Nonattainment	100	0.00	-0.26	-0.30	-0.45	-0.47	-0.50	-0.54	-0.57	-0.64	-0.85
Madison and Page Counties (Shenandoah NP), VA	Ozone	Maintenance	100	0.00	0.00	0.00	0.00	0.00	0.00	0.00	-0.01	-0.01	-0.01
Madison, WI	SO _x	Maintenance	100	0.00	-0.35	-0.39	-0.61	-0.63	-0.67	-0.73	-0.76	-0.85	-1.13
Mammoth Lake, CA	PM ₁₀	Moderate	100	0.00	-0.01	-0.01	-0.02	-0.02	-0.02	-0.03	-0.03	-0.03	-0.04
Manchester, NH	CO	Maintenance	100	0.00	-0.06	-0.07	-0.10	-0.11	-0.11	-0.12	-0.13	-0.14	-0.19
Manitowoc County, WI	Ozone	Former Subpart 1	50	0.00	-0.18	-0.20	-0.31	-0.33	-0.34	-0.38	-0.39	-0.44	-0.59
Marion County, IN	SO _x	Maintenance	100	0.00	-0.32	-0.36	-0.55	-0.58	-0.61	-0.66	-0.70	-0.77	-1.03
Mariposa and Tuolumne Counties (Southern Mountain), CA	Ozone	Former Subpart 1	50	0.00	-0.07	-0.08	-0.12	-0.12	-0.13	-0.14	-0.15	-0.17	-0.22

Table D2-30 Emission Changes <u>a/</u> (for Cumulative Impacts) by Nonattainment Area with Alternative Standards for HD Vehicles Sulfur Dioxide (SO ₂) 2050													
Nonattainment Area	Pollutant	Status <u>c/</u>	General Conformity Threshold <u>d/</u>	Emissions Changes for Cumulative Impacts (tons/year)									
				Alt. 1	Alt. 2	Alt. 3	Alt. 4	Alt. 6A	Alt. 5	Alt. 6 <u>b/</u>	Alt. 7	Alt. 6B	Alt. 8
				No Action	Engine Only	Class 8 Tractors	Engines & Classes 7-8 Tractors	15% below Preferred Alternative Stringency	Engines, Classes 7-8 Tractors, & Classes 2b-3	Engines, Tractors, & Classes 2b-8	Engines, Tractors, & Trucks, & Trailers	20% above Preferred Alternative Stringency	Accelerated Hybrid Adoption
Martinsburg, WV-Hagerstown, MD	PM _{2.5}	Nonattainment	100	0.00	-0.35	-0.39	-0.60	-0.63	-0.66	-0.72	-0.75	-0.84	-1.12
Mason County, MI	Ozone	Maintenance	100	0.00	-0.04	-0.05	-0.07	-0.08	-0.08	-0.09	-0.09	-0.11	-0.14
Medford, OR	CO	Maintenance	100	0.00	-0.08	-0.09	-0.14	-0.14	-0.15	-0.17	-0.17	-0.19	-0.26
Medford-Ashland, OR	PM ₁₀	Maintenance	100	0.00	-0.19	-0.22	-0.33	-0.35	-0.36	-0.40	-0.42	-0.46	-0.62
Memphis, TN-AR	Ozone	Maintenance	100	0.00	-3.11	-3.44	-5.25	-5.45	-5.70	-6.27	-6.59	-7.34	-9.73
Memphis, TN	CO	Maintenance	100	0.00	-3.02	-3.34	-5.09	-5.27	-5.52	-6.07	-6.38	-7.11	-9.42
Miami (Gila County), AZ	SO _x	Maintenance	100	0.00	-0.02	-0.03	-0.04	-0.04	-0.05	-0.05	-0.05	-0.06	-0.08
Millinocket AQCR 109, ME	SO _x	Maintenance	100	0.00	-0.01	-0.01	-0.01	-0.01	-0.01	-0.01	-0.01	-0.01	-0.02
Milwaukee, WI	SO _x	Maintenance	100	0.00	-0.49	-0.55	-0.84	-0.87	-0.92	-1.01	-1.06	-1.18	-1.57
Milwaukee-Racine, WI	Ozone	Moderate	50	0.00	-2.08	-2.33	-3.57	-3.74	-3.92	-4.30	-4.51	-5.02	-6.69
Minneapolis-St Paul, MN	CO	Maintenance	100	0.00	-17.36	-19.21	-29.31	-30.38	-31.77	-34.94	-36.76	-40.94	-54.24
Minneapolis-St Paul, MN	SO _x	Maintenance	100	0.00	-6.36	-7.12	-10.92	-11.42	-12.00	-13.13	-13.78	-15.34	-20.45
Missoula, MT	CO	Maintenance	100	0.00	-0.14	-0.16	-0.24	-0.25	-0.27	-0.29	-0.31	-0.34	-0.45
Missoula, MT	PM ₁₀	Moderate	100	0.00	-0.14	-0.16	-0.24	-0.25	-0.27	-0.29	-0.31	-0.34	-0.45
Modesto, CA	CO	Maintenance	100	0.00	-0.28	-0.31	-0.48	-0.50	-0.53	-0.58	-0.60	-0.67	-0.90
Mohave County, AZ	PM ₁₀	Maintenance	100	0.00	-0.13	-0.15	-0.23	-0.24	-0.25	-0.28	-0.29	-0.32	-0.43
Mono Basin, CA	PM ₁₀	Moderate	100	0.00	0.00	0.00	0.00	0.00	0.00	0.00	0.00	0.00	-0.01
Morenci (Greenlee County), AZ	SO _x	Maintenance	100	0.00	0.00	0.00	0.00	0.00	0.00	0.00	-0.01	-0.01	-0.01
Morristown, NJ	CO	Maintenance	100	0.00	-0.02	-0.02	-0.03	-0.03	-0.03	-0.03	-0.04	-0.04	-0.05
Muhlenberg County, KY	SO _x	Maintenance	100	0.00	-0.03	-0.04	-0.05	-0.06	-0.06	-0.07	-0.07	-0.08	-0.10
Muncie, IN	Ozone	Maintenance	100	0.00	-0.15	-0.17	-0.26	-0.27	-0.29	-0.31	-0.33	-0.37	-0.49
Murray County (Chattahoochee NF), GA	Ozone	Maintenance	100	0.00	-0.01	-0.01	-0.01	-0.01	-0.01	-0.01	-0.01	-0.01	-0.02
Muscatine County, IA	SO _x	Maintenance	100	0.00	-0.03	-0.03	-0.05	-0.05	-0.05	-0.06	-0.06	-0.07	-0.09
Muskegon, MI	Ozone	Maintenance	100	0.00	-0.21	-0.24	-0.36	-0.38	-0.40	-0.44	-0.46	-0.51	-0.68
Nashua, NH	CO	Maintenance	100	0.00	-0.05	-0.05	-0.08	-0.09	-0.09	-0.10	-0.10	-0.12	-0.16
Nashville, TN	Ozone	Former Subpart 1	50	0.00	-2.70	-3.03	-4.64	-4.85	-5.10	-5.58	-5.85	-6.52	-8.69
Nevada County (western part), CA	Ozone	Former Subpart 1	50	0.00	-0.08	-0.09	-0.14	-0.15	-0.16	-0.17	-0.18	-0.20	-0.27
New Haven County, CT	PM ₁₀	Maintenance	100	0.00	-0.09	-0.10	-0.16	-0.16	-0.17	-0.19	-0.20	-0.22	-0.29
New Haven-Meriden-Waterbury, CT	CO	Maintenance	100	0.00	-0.42	-0.47	-0.72	-0.76	-0.79	-0.87	-0.91	-1.02	-1.35
New Manchester-Grant Magisterial District (Hancock County), WV	SO _x	Maintenance	100	0.00	0.00	-0.01	-0.01	-0.01	-0.01	-0.01	-0.01	-0.01	-0.01
New York County, NY	PM ₁₀	Moderate	100	0.00	-0.16	-0.18	-0.27	-0.28	-0.30	-0.32	-0.34	-0.38	-0.50
New York-N. New Jersey-Long Island, NY-NJ-CT	CO	Maintenance	100	0.00	-20.19	-22.40	-34.22	-35.54	-37.21	-40.88	-42.98	-47.86	-63.51
New York-N. New Jersey-Long Island, NY-NJ-CT	PM _{2.5}	Nonattainment	100	0.00	-22.25	-24.66	-37.66	-39.09	-40.91	-44.96	-47.28	-52.65	-69.84
New York-northern New Jersey-Long Island, NY-NJ-CT	Ozone	Moderate	50	0.00	-18.86	-20.87	-31.85	-33.02	-34.53	-37.98	-39.95	-44.49	-58.96
Nogales, AZ	PM ₁₀	Moderate	100	0.00	-0.04	-0.05	-0.08	-0.08	-0.08	-0.09	-0.10	-0.11	-0.14
Norfolk-Virginia Beach-Newport News, VA	Ozone	Maintenance	100	0.00	-23.29	-25.61	-38.96	-40.19	-41.94	-46.24	-48.73	-54.26	-71.67
Ogden, UT	CO	Maintenance	100	0.00	-0.07	-0.08	-0.12	-0.12	-0.13	-0.14	-0.15	-0.17	-0.22
Ogden, UT	PM ₁₀	Moderate	100	0.00	-0.07	-0.08	-0.12	-0.12	-0.13	-0.14	-0.15	-0.17	-0.22
Oglesby, IL	PM ₁₀	Maintenance	100	0.00	0.00	0.00	0.00	0.00	0.00	-0.01	-0.01	-0.01	-0.01
Olmsted County, MN	PM ₁₀	Maintenance	100	0.00	-0.02	-0.02	-0.03	-0.04	-0.04	-0.04	-0.04	-0.05	-0.06
Olympia, Tumwater, Lacey, WA	PM ₁₀	Maintenance	100	0.00	-0.11	-0.13	-0.19	-0.20	-0.21	-0.23	-0.24	-0.27	-0.36
Owens Valley, CA	PM ₁₀	Serious	70	0.00	0.00	0.00	-0.01	-0.01	-0.01	-0.01	-0.01	-0.01	-0.01
Pagosa Springs, CO	PM ₁₀	Maintenance	100	0.00	0.00	0.00	0.00	0.00	0.00	0.00	0.00	0.00	0.00

Table D2-30 Emission Changes <u>a/</u> (for Cumulative Impacts) by Nonattainment Area with Alternative Standards for HD Vehicles Sulfur Dioxide (SO ₂) 2050													
Nonattainment Area	Pollutant	Status <u>c/</u>	General Conformity Threshold <u>d/</u>	Emissions Changes for Cumulative Impacts (tons/year)									
				Alt. 1	Alt. 2	Alt. 3	Alt. 4	Alt. 6A	Alt. 5	Alt. 6 <u>b/</u>	Alt. 7	Alt. 6B	Alt. 8
				No Action	Engine Only	Class 8 Tractors	Engines & Classes 7-8 Tractors	15% below Preferred Alternative Stringency	Engines, Classes 7-8 Tractors, & Classes 2b-3	Engines, Tractors, & Classes 2b-8	Engines, Tractors, & Truck, & Trailers	20% above Preferred Alternative Stringency	Accelerated Hybrid Adoption
Parkersburg-Marietta, WV-OH	Ozone	Maintenance	100	0.00	-0.44	-0.49	-0.75	-0.78	-0.82	-0.90	-0.94	-1.05	-1.40
Parkersburg-Marietta, WV-OH	PM _{2.5}	Nonattainment	100	0.00	-0.44	-0.49	-0.75	-0.78	-0.82	-0.90	-0.94	-1.05	-1.40
Payson, AZ	PM ₁₀	Maintenance	100	0.00	-0.02	-0.02	-0.03	-0.03	-0.03	-0.03	-0.03	-0.04	-0.05
Penns Grove, NJ	CO	Maintenance	100	0.00	0.00	0.00	0.00	0.00	0.00	0.00	0.00	0.00	0.00
Peoria, IL	SO _x	Maintenance	100	0.00	-0.13	-0.15	-0.22	-0.23	-0.24	-0.27	-0.28	-0.31	-0.42
Perth Amboy, NJ	CO	Maintenance	100	0.00	-2.12	-2.33	-3.55	-3.66	-3.82	-4.21	-4.44	-4.94	-6.52
Philadelphia-Camden County, PA-NJ	CO	Maintenance	100	0.00	-0.34	-0.38	-0.58	-0.60	-0.64	-0.70	-0.73	-0.81	-1.08
Phildelphia-Wilmington, PA-NY-DE	PM _{2.5}	Nonattainment	100	0.00	-87.15	-95.87	-145.85	-150.48	-157.04	-173.14	-182.42	-203.14	-268.34
Phildelphia-Wilmington-Atlantic City, PA-NY-MD-DE	Ozone	Moderate	50	0.00	-88.41	-97.29	-148.03	-152.75	-159.43	-175.75	-185.16	-206.19	-272.41
Phoenix, AZ	CO	Maintenance	100	0.00	-8.45	-9.45	-14.50	-15.17	-15.93	-17.43	-18.29	-20.37	-27.15
Phoenix, AZ	PM ₁₀	Serious	70	0.00	-8.45	-9.45	-14.50	-15.17	-15.93	-17.43	-18.29	-20.37	-27.15
Phoenix-Mesa, AZ	Ozone	Former Subpart 1	50	0.00	-4.30	-4.82	-7.39	-7.72	-8.11	-8.88	-9.32	-10.38	-13.83
Pierce County, WA	PM ₁₀	Maintenance	100	0.00	-0.01	-0.01	-0.02	-0.02	-0.02	-0.02	-0.02	-0.02	-0.03
Pinehurst, ID	PM ₁₀	Moderate	100	0.00	0.00	0.00	0.00	0.00	0.00	0.00	0.00	0.00	0.00
Pittsburgh, PA	CO	Maintenance	100	0.00	-0.02	-0.02	-0.03	-0.04	-0.04	-0.04	-0.04	-0.05	-0.07
Pittsburgh-Beaver Valley, PA	Ozone	Former Subpart 1	50	0.00	-3.40	-3.80	-5.83	-6.10	-6.41	-7.01	-7.36	-8.20	-10.92
Pittsburgh-Beaver Valley, PA	PM _{2.5}	Nonattainment	100	0.00	-3.40	-3.80	-5.83	-6.10	-6.41	-7.01	-7.36	-8.20	-10.92
Polk County, TN	SO _x	Maintenance	100	0.00	-0.02	-0.03	-0.04	-0.04	-0.05	-0.05	-0.05	-0.06	-0.08
Polson, MT	PM ₁₀	Moderate	100	0.00	0.00	0.00	-0.01	-0.01	-0.01	-0.01	-0.01	-0.01	-0.01
Portland, ME	Ozone	Maintenance	100	0.00	-0.76	-0.85	-1.31	-1.37	-1.43	-1.57	-1.65	-1.83	-2.44
Portland, OR	CO	Maintenance	100	0.00	-1.10	-1.22	-1.88	-1.96	-2.05	-2.25	-2.36	-2.63	-3.50
Portneuf Valley, ID	PM ₁₀	Maintenance	100	0.00	-0.04	-0.04	-0.07	-0.07	-0.07	-0.08	-0.08	-0.09	-0.13
Poughkeepsie, NY	Ozone	Moderate	50	0.00	-0.73	-0.82	-1.26	-1.31	-1.38	-1.51	-1.58	-1.76	-2.35
Presque Isle, ME	PM ₁₀	Maintenance	100	0.00	-0.01	-0.01	-0.02	-0.02	-0.02	-0.02	-0.02	-0.02	-0.03
Providence (entire State), RI	Ozone	Moderate	50	0.00	-0.33	-0.37	-0.56	-0.59	-0.62	-0.67	-0.71	-0.79	-1.05
Provo, UT	CO	Maintenance	100	0.00	-0.10	-0.11	-0.17	-0.18	-0.19	-0.20	-0.21	-0.24	-0.32
Raleigh-Durham, NC	CO	Maintenance	100	0.00	-1.42	-1.59	-2.43	-2.55	-2.67	-2.93	-3.07	-3.42	-4.56
Raleigh-Durham-Chapel Hill, NC	Ozone	Maintenance	100	0.00	-2.16	-2.42	-3.71	-3.88	-4.07	-4.46	-4.68	-5.21	-6.95
Ramsey County, MN	PM ₁₀	Maintenance	100	0.00	0.00	0.00	0.00	0.00	0.00	0.00	0.00	0.00	-0.01
Reading, PA	Ozone	Maintenance	100	0.00	-0.81	-0.91	-1.39	-1.45	-1.53	-1.67	-1.75	-1.95	-2.60
Reading, PA	PM _{2.5}	Nonattainment	100	0.00	-0.81	-0.91	-1.39	-1.45	-1.53	-1.67	-1.75	-1.95	-2.60
Reno, NV	CO	Maintenance	100	0.00	-0.13	-0.15	-0.23	-0.24	-0.25	-0.28	-0.29	-0.32	-0.43
Rhineland (Oneida County), WI	SO _x	Maintenance	100	0.00	0.00	0.00	0.00	0.00	0.00	0.00	0.00	0.00	-0.01
Richmond-Petersburg, VA	Ozone	Maintenance	100	0.00	-0.63	-0.70	-1.08	-1.13	-1.18	-1.30	-1.36	-1.51	-2.02
Rillito, AZ	PM ₁₀	Moderate	100	0.00	-0.04	-0.04	-0.07	-0.07	-0.07	-0.08	-0.08	-0.09	-0.12
Riverside County (Coachella Valley), CA	Ozone	Severe	25	0.00	-0.40	-0.45	-0.69	-0.72	-0.76	-0.83	-0.87	-0.97	-1.29
Roanoke, VA	Ozone	Former Subpart 1	50	0.00	-0.29	-0.32	-0.49	-0.52	-0.54	-0.59	-0.62	-0.69	-0.92
Rochester (Olmsted County), MN	SO _x	Maintenance	100	0.00	-0.09	-0.10	-0.15	-0.16	-0.17	-0.18	-0.19	-0.22	-0.29
Rochester, NY	Ozone	Former Subpart 1	50	0.00	-0.71	-0.79	-1.22	-1.27	-1.34	-1.46	-1.54	-1.71	-2.28
Rocky Mount, NC	Ozone	Maintenance	100	0.00	-0.21	-0.23	-0.35	-0.37	-0.39	-0.43	-0.45	-0.50	-0.66
Rome, GA	PM _{2.5}	Nonattainment	100	0.00	-0.09	-0.10	-0.16	-0.17	-0.17	-0.19	-0.20	-0.22	-0.30
Ronan, MT	PM ₁₀	Moderate	100	0.00	0.00	0.00	0.00	0.00	0.00	0.00	0.00	0.00	-0.01
Rothschild, Rib Mountain, Weston (Marathon County), WI	SO _x	Maintenance	100	0.00	0.00	0.00	-0.01	-0.01	-0.01	-0.01	-0.01	-0.01	-0.01

Table D2-30 Emission Changes <u>a/</u> (for Cumulative Impacts) by Nonattainment Area with Alternative Standards for HD Vehicles Sulfur Dioxide (SO ₂) 2050													
Nonattainment Area	Pollutant	Status <u>c/</u>	General Conformity Threshold <u>d/</u>	Emissions Changes for Cumulative Impacts (tons/year)									
				Alt. 1	Alt. 2	Alt. 3	Alt. 4	Alt. 6A	Alt. 5	Alt. 6 <u>b/</u>	Alt. 7	Alt. 6B	Alt. 8
				No Action	Engine Only	Class 8 Tractors	Engines & Classes 7-8 Tractors	15% below Preferred Alternative Stringency	Engines, Classes 7-8 Tractors, & Classes 2b-3	Engines, Tractors, & Classes 2b-8	Engines, Tractors, & Truck, & Trailers	20% above Preferred Alternative Stringency	Accelerated Hybrid Adoption
Sacramento County, CA	PM ₁₀	Moderate	100	0.00	-1.17	-1.31	-2.01	-2.10	-2.20	-2.41	-2.53	-2.82	-3.75
Sacramento Metro, CA	Ozone	Severe	25	0.00	-2.07	-2.32	-3.56	-3.73	-3.91	-4.28	-4.49	-5.00	-6.67
Sacramento, CA	CO	Maintenance	100	0.00	-1.25	-1.39	-2.14	-2.24	-2.35	-2.57	-2.70	-3.00	-4.00
Salem, OR	CO	Maintenance	100	0.00	-0.11	-0.12	-0.18	-0.19	-0.20	-0.22	-0.23	-0.25	-0.34
Salt Lake City, UT	CO	Maintenance	100	0.00	-1.79	-1.97	-2.99	-3.09	-3.23	-3.56	-3.75	-4.17	-5.51
Salt Lake County, UT	PM ₁₀	Moderate	100	0.00	-2.86	-3.16	-4.83	-5.01	-5.24	-5.76	-6.06	-6.75	-8.94
Salt Lake County, UT	SO _x	Nonattainment	100	0.00	-1.19	-1.33	-2.05	-2.14	-2.25	-2.46	-2.58	-2.88	-3.83
San Antonio, TX	Ozone	Former Subpart 1	50	0.00	-1.66	-1.86	-2.86	-2.99	-3.14	-3.44	-3.60	-4.01	-5.35
San Bernardino County, CA	PM ₁₀	Moderate	100	0.00	-0.25	-0.28	-0.43	-0.45	-0.48	-0.52	-0.55	-0.61	-0.81
San Diego, CA	CO	Maintenance	100	0.00	-4.32	-4.84	-7.42	-7.76	-8.15	-8.92	-9.36	-10.43	-13.89
San Diego, CA	Ozone	Former Subpart 1	50	0.00	-4.32	-4.84	-7.42	-7.76	-8.15	-8.92	-9.36	-10.43	-13.89
San Francisco Bay Area, CA	Ozone	Marginal	50	0.00	-334.52	-367.80	-559.40	-576.86	-601.90	-663.77	-699.42	-778.87	-1028.55
San Francisco-Oakland-San Jose, CA	CO	Maintenance	100	0.00	-335.18	-368.53	-560.53	-578.04	-603.14	-665.12	-700.85	-780.46	-1030.66
San Joaquin Valley, CA	Ozone	Extreme	10	0.00	-15.45	-17.22	-26.37	-27.49	-28.83	-31.61	-33.20	-36.97	-49.17
San Joaquin Valley, CA	PM ₁₀	Maintenance	100	0.00	-15.45	-17.22	-26.37	-27.49	-28.83	-31.61	-33.20	-36.97	-49.17
San Joaquin Valley, CA	PM _{2.5}	Nonattainment	100	0.00	-15.45	-17.22	-26.37	-27.49	-28.83	-31.61	-33.20	-36.97	-49.17
San Manuel (Pinal County), AZ	SO _x	Maintenance	100	0.00	-0.04	-0.04	-0.06	-0.06	-0.07	-0.07	-0.08	-0.09	-0.12
Sanders County (part);Thompson Falls and vicinity, MT	PM ₁₀	Moderate	100	0.00	0.00	0.00	0.00	0.00	0.00	0.00	0.00	0.00	0.00
Scranton-Wilkes Barre, PA	Ozone	Maintenance	100	0.00	-0.87	-0.97	-1.49	-1.56	-1.64	-1.79	-1.88	-2.10	-2.79
Seattle-Tacoma, WA	CO	Maintenance	100	0.00	-2.97	-3.32	-5.09	-5.33	-5.59	-6.12	-6.42	-7.15	-9.53
Sheboygan, WI	Ozone	Moderate	50	0.00	-0.19	-0.22	-0.33	-0.35	-0.36	-0.40	-0.42	-0.47	-0.62
Sheridan, WY	PM ₁₀	Moderate	100	0.00	-0.02	-0.02	-0.04	-0.04	-0.04	-0.05	-0.05	-0.05	-0.07
Shoshone County, ID	PM ₁₀	Moderate	100	0.00	0.00	0.00	0.00	0.00	0.00	0.00	0.00	0.00	0.00
Somerville, NJ	CO	Maintenance	100	0.00	-0.01	-0.01	-0.01	-0.01	-0.02	-0.02	-0.02	-0.02	-0.03
South Bend-Elkhart, IN	Ozone	Maintenance	100	0.00	-0.55	-0.61	-0.94	-0.98	-1.03	-1.13	-1.18	-1.32	-1.76
Southeast Chicago, IL	PM ₁₀	Maintenance	100	0.00	-0.19	-0.21	-0.32	-0.34	-0.35	-0.39	-0.40	-0.45	-0.60
Spokane County, WA	PM ₁₀	Maintenance	100	0.00	-0.29	-0.33	-0.50	-0.53	-0.55	-0.60	-0.63	-0.71	-0.94
Spokane, WA	CO	Maintenance	100	0.00	-0.29	-0.32	-0.50	-0.52	-0.55	-0.60	-0.63	-0.70	-0.93
Springfield (western MA), MA	Ozone	Moderate	50	0.00	-0.91	-1.01	-1.56	-1.63	-1.71	-1.87	-1.96	-2.19	-2.91
Springfield, MA	CO	Maintenance	100	0.00	-0.14	-0.16	-0.24	-0.25	-0.26	-0.29	-0.30	-0.33	-0.45
St Louis, MO	CO	Maintenance	100	0.00	-1.09	-1.22	-1.88	-1.96	-2.06	-2.26	-2.37	-2.64	-3.52
St Louis, MO-IL	Ozone	Moderate	50	0.00	-286.90	-315.47	-479.82	-494.83	-516.32	-569.37	-599.95	-668.10	-882.29
St. Louis, MO-IL	PM _{2.5}	Nonattainment	100	0.00	-286.88	-315.44	-479.78	-494.78	-516.27	-569.32	-599.89	-668.04	-882.21
State College, PA	Ozone	Maintenance	100	0.00	-0.31	-0.35	-0.54	-0.56	-0.59	-0.65	-0.68	-0.75	-1.01
Steamboat Springs, CO	PM ₁₀	Maintenance	100	0.00	-0.02	-0.02	-0.04	-0.04	-0.04	-0.04	-0.05	-0.05	-0.07
Steubenville & Mingo Junction, OH	SO _x	Maintenance	100	0.00	-0.05	-0.05	-0.08	-0.09	-0.09	-0.10	-0.10	-0.11	-0.15
Steubenville-Weirton, OH-WV	Ozone	Maintenance	100	0.00	-2.61	-2.87	-4.37	-4.51	-4.71	-5.19	-5.47	-6.09	-8.05
Steubenville-Weirton, OH-WV	PM _{2.5}	Nonattainment	100	0.00	-2.61	-2.87	-4.37	-4.51	-4.71	-5.19	-5.47	-6.09	-8.05
Stockton, CA	CO	Maintenance	100	0.00	-0.39	-0.44	-0.67	-0.70	-0.73	-0.80	-0.84	-0.94	-1.25
Sutter County (Sutter Buttes), CA	Ozone	Former Subpart 1	50	0.00	0.00	0.00	0.00	0.00	0.00	0.00	0.00	0.00	0.00
Syracuse, NY	CO	Maintenance	100	0.00	-0.28	-0.32	-0.49	-0.51	-0.54	-0.59	-0.62	-0.69	-0.91
Telluride, CO	PM ₁₀	Maintenance	100	0.00	0.00	0.00	0.00	0.00	0.00	0.00	0.00	-0.01	-0.01
Terre Haute, IN	Ozone	Maintenance	100	0.00	-0.14	-0.16	-0.25	-0.26	-0.27	-0.30	-0.31	-0.35	-0.46

Nonattainment Area	Pollutant	Status ^{c/}	General Conformity Threshold ^{d/}	Emissions Changes for Cumulative Impacts (tons/year)									
				Alt. 1	Alt. 2	Alt. 3	Alt. 4	Alt. 6A	Alt. 5	Alt. 6 ^{b/}	Alt. 7	Alt. 6B	Alt. 8
				No Action	Engine Only	Class 8 Tractors	Engines & Classes 7-8 Tractors	15% below Preferred Alternative Stringency	Engines, Classes 7-8 Tractors, & Classes 2b-3	Engines, Tractors, & Classes 2b-8	Engines, Tractors, & Trailers	20% above Preferred Alternative Stringency	Accelerated Hybrid Adoption
Tioga County, PA	Ozone	Maintenance	100	0.00	-0.06	-0.07	-0.11	-0.12	-0.12	-0.13	-0.14	-0.16	-0.21
Toledo, OH	Ozone	Maintenance	100	0.00	-16.34	-17.98	-27.35	-28.22	-29.45	-32.47	-34.21	-38.10	-50.32
Toms River, NJ	CO	Maintenance	100	0.00	-0.03	-0.04	-0.06	-0.06	-0.06	-0.07	-0.07	-0.08	-0.11
Tooele County, UT	SO _x	Nonattainment	100	0.00	-0.10	-0.11	-0.17	-0.18	-0.19	-0.21	-0.22	-0.24	-0.32
Trenton, NJ	CO	Maintenance	100	0.00	-0.09	-0.10	-0.15	-0.16	-0.16	-0.18	-0.19	-0.21	-0.28
Trona, CA	PM ₁₀	Moderate	100	0.00	0.00	0.00	0.00	0.00	0.00	0.00	0.00	0.00	-0.01
Tucson, AZ	CO	Maintenance	100	0.00	-0.72	-0.81	-1.24	-1.29	-1.36	-1.49	-1.56	-1.74	-2.31
Utah County, UT	PM ₁₀	Moderate	100	0.00	-0.29	-0.32	-0.49	-0.51	-0.54	-0.59	-0.62	-0.69	-0.92
Vancouver, WA	CO	Maintenance	100	0.00	-0.33	-0.37	-0.57	-0.60	-0.63	-0.69	-0.72	-0.80	-1.07
Ventura County, CA	Ozone	Serious	50	0.00	-0.62	-0.69	-1.06	-1.10	-1.16	-1.27	-1.33	-1.48	-1.97
Vermillion County, IN	PM ₁₀	Maintenance	100	0.00	-0.01	-0.01	-0.02	-0.02	-0.02	-0.02	-0.03	-0.03	-0.04
Vigo County, IN	SO _x	Maintenance	100	0.00	-0.14	-0.16	-0.25	-0.26	-0.27	-0.30	-0.31	-0.35	-0.46
Wallula, WA	PM ₁₀	Maintenance	100	0.00	0.00	0.00	0.00	0.00	0.00	0.00	0.00	0.00	0.00
Waltham, MA	CO	Maintenance	100	0.00	-0.04	-0.05	-0.07	-0.08	-0.08	-0.09	-0.09	-0.10	-0.14
Warren County, NJ	SO _x	Maintenance	100	0.00	-0.04	-0.05	-0.08	-0.08	-0.08	-0.09	-0.10	-0.11	-0.14
Warren County, PA	SO _x	Nonattainment	100	0.00	-0.01	-0.02	-0.02	-0.03	-0.03	-0.03	-0.03	-0.03	-0.05
Washington County (Hagerstown), MD	Ozone	Former Subpart 1	50	0.00	-0.14	-0.16	-0.24	-0.26	-0.27	-0.29	-0.31	-0.34	-0.46
Washington, DC-MD-VA	CO	Maintenance	100	0.00	-5.97	-6.69	-10.26	-10.73	-11.26	-12.33	-12.94	-14.41	-19.20
Washington, DC-MD-VA	Ozone	Moderate	50	0.00	-5.97	-6.69	-10.26	-10.73	-11.26	-12.33	-12.94	-14.41	-19.20
Washington, DC-MD-VA	PM _{2.5}	Nonattainment	100	0.00	-5.97	-6.69	-10.26	-10.73	-11.26	-12.33	-12.94	-14.41	-19.20
Washoe County, NV	PM ₁₀	Serious	70	0.00	-0.13	-0.15	-0.23	-0.24	-0.25	-0.28	-0.29	-0.32	-0.43
Waterford Township (Washington County), OH	SO _x	Maintenance	100	0.00	-0.01	-0.01	-0.01	-0.01	-0.01	-0.02	-0.02	-0.02	-0.02
Wayne County, IN	SO _x	Maintenance	100	0.00	-0.10	-0.11	-0.16	-0.17	-0.18	-0.20	-0.21	-0.23	-0.31
Wayne County, MI	PM ₁₀	Maintenance	100	0.00	-9.43	-10.37	-15.77	-16.26	-16.97	-18.71	-19.72	-21.96	-29.00
Weirton, WV	PM ₁₀	Maintenance	100	0.00	-0.01	-0.02	-0.02	-0.02	-0.03	-0.03	-0.03	-0.03	-0.04
Weirton, WV	SO _x	Maintenance	100	0.00	-0.01	-0.02	-0.02	-0.02	-0.03	-0.03	-0.03	-0.03	-0.04
Wheeling, WV-OH	Ozone	Maintenance	100	0.00	-0.44	-0.50	-0.76	-0.79	-0.83	-0.91	-0.96	-1.07	-1.42
Wheeling, WV-OH	PM _{2.5}	Nonattainment	100	0.00	-0.44	-0.50	-0.76	-0.79	-0.83	-0.91	-0.96	-1.07	-1.42
Winston-Salem, NC	CO	Maintenance	100	0.00	-0.41	-0.46	-0.70	-0.74	-0.77	-0.85	-0.89	-0.99	-1.32
Worcester, MA	CO	Maintenance	100	0.00	-0.22	-0.25	-0.38	-0.40	-0.42	-0.46	-0.48	-0.53	-0.71
Yakima County, WA	PM ₁₀	Maintenance	100	0.00	-0.09	-0.10	-0.15	-0.16	-0.17	-0.18	-0.19	-0.21	-0.28
Yakima, WA	CO	Maintenance	100	0.00	-0.04	-0.05	-0.07	-0.08	-0.08	-0.09	-0.09	-0.10	-0.13
York, PA	Ozone	Maintenance	100	0.00	-0.82	-0.92	-1.41	-1.47	-1.54	-1.69	-1.77	-1.98	-2.63
York, PA	PM _{2.5}	Nonattainment	100	0.00	-0.82	-0.92	-1.41	-1.47	-1.54	-1.69	-1.77	-1.98	-2.63
Youngstown-Warren-Sharon, OH-PA	Ozone	Maintenance	100	0.00	-0.87	-0.97	-1.49	-1.56	-1.64	-1.79	-1.88	-2.09	-2.79
Yuma, AZ	PM ₁₀	Moderate	100	0.00	-0.21	-0.23	-0.35	-0.37	-0.39	-0.42	-0.44	-0.49	-0.66

^{a/} Negative emissions changes indicate reductions; positive emissions changes are increases. Values of less than 0.005 tons/year are rounded to zero.

^{b/} Preferred Alternative

^{c/} Pollutants for which the area is designated nonattainment or maintenance as of 2010. Source: 40 CFR 81.

^{d/} Emissions thresholds in tons/year of: CO in CO maintenance and nonattainment areas; VOC or NO_x in ozone maintenance and nonattainment areas; primary PM_{2.5} in PM_{2.5} maintenance and nonattainment areas; primary PM₁₀ in PM₁₀ maintenance and nonattainment areas; and SO₂ in SO₂ maintenance and nonattainment areas. Source: 40 CFR § 93.153. These thresholds are provided for information only; a general conformity determination is not required for the proposed actions. (See section 3.3.1.)

Source: EPA (U.S. Environmental Protection Agency). 2010. The Green Book Nonattainment Areas. Washington, District of Columbia. Last Revised: June 16, 2010. U.S. Environmental Protection Agency. Available: <http://www.epa.gov/oaqps001/greenbk/>. Accessed: August 6, 2010.

Table D2-31 Emission Changes <u>a/</u> (for Cumulative Impacts) by Nonattainment Area with Alternative Standards for HD Vehicles Volatile Organic Compound (VOC) 2018														
Nonattainment Area	Pollutant	Status <u>c/</u>	General Conformity Threshold <u>d/</u>	Emissions Changes for Cumulative Impacts (tons/year)										
				Alt. 1	Alt. 2	Alt. 3	Alt. 4	Alt. 6A	Alt. 5	Alt. 6 <u>b/</u>	Alt. 7	Alt. 6B	Alt. 8	
				No Action	Engine Only	Class 8 Tractors	Engines & Classes 7-8 Tractors	15% below Preferred Alternative Stringency	Engines, Classes 7-8 Tractors, & Classes 2b-3	Engines, Tractors, & Classes 2b-8	Engines, Tractors, Trucks, & Trailers	20% above Preferred Alternative Stringency	Accelerated Hybrid Adoption	
Addison Township (Gallia County), OH	SO _x	Maintenance	100	0.00	-0.08	-0.15	-0.21	-0.21	-0.21	-0.22	-0.23	-0.24	-0.26	-0.31
Ajo (Pima County), AZ	PM ₁₀	Moderate	100	0.00	-0.55	-0.81	-1.20	-1.21	-1.30	-1.36	-1.44	-1.57	-1.90	-1.90
Ajo (Pima County), AZ	SO _x	Maintenance	100	0.00	-1.71	-1.98	-3.18	-3.21	-3.47	-3.66	-3.90	-4.29	-5.33	-5.33
Albany-Schenectady-Troy, NY	Ozone	Former Subpart 1	50	0.00	-1.54	-40.54	-42.36	-42.24	-42.50	-42.79	-43.16	-44.36	-44.13	-44.13
Albuquerque, NM	CO	Maintenance	100	0.00	-1.21	-19.30	-20.49	-20.45	-20.64	-20.83	-21.07	-21.74	-21.94	-21.94
Allegan County, MI	Ozone	Former Subpart 1	50	0.00	-1.03	-5.36	-6.17	-6.17	-6.33	-6.46	-6.62	-6.94	-7.45	-7.45
Allentown-Bethlehem-Easton, PA	Ozone	Maintenance	100	0.00	-1.67	-19.82	-21.34	-21.30	-21.57	-21.81	-22.11	-22.89	-23.37	-23.37
Altoona, PA	Ozone	Maintenance	100	0.00	-0.47	-3.69	-4.08	-4.08	-4.15	-4.22	-4.29	-4.47	-4.66	-4.66
Amador and Calveras Counties (Central Mountain), CA	Ozone	Former Subpart 1	50	0.00	-1.26	-5.86	-6.83	-6.83	-7.03	-7.18	-7.37	-7.76	-8.39	-8.39
Anchorage, AK	CO	Maintenance	100	0.00	-0.39	-4.60	-4.95	-4.95	-5.01	-5.07	-5.14	-5.32	-5.43	-5.43
Anthony, NM	PM ₁₀	Moderate	100	0.00	-0.74	-0.98	-1.50	-1.52	-1.63	-1.71	-1.81	-1.99	-2.43	-2.43
Armstrong County, PA	SO _x	Nonattainment	100	0.00	-0.09	-0.25	-0.31	-0.31	-0.33	-0.34	-0.35	-0.38	-0.43	-0.43
Aspen, CO	PM ₁₀	Maintenance	100	0.00	-0.03	-0.24	-0.26	-0.26	-0.27	-0.27	-0.28	-0.29	-0.30	-0.30
Atlanta, GA	Ozone	Moderate	50	0.00	-9.11	-410.05	-424.08	-422.81	-424.41	-426.64	-429.53	-440.36	-433.94	-433.94
Atlanta, GA	PM _{2.5}	Nonattainment	100	0.00	-9.29	-410.23	-424.38	-423.12	-424.74	-426.99	-429.91	-440.77	-434.47	-434.47
Atlantic City, NJ	CO	Maintenance	100	0.00	-0.11	-1.71	-1.81	-1.81	-1.83	-1.84	-1.87	-1.93	-1.94	-1.94
Bakersfield, CA	CO	Maintenance	100	0.00	-1.08	-14.34	-15.35	-15.32	-15.49	-15.66	-15.86	-16.39	-16.66	-16.66
Baltimore, MD	CO	Maintenance	100	0.00	-2.03	-182.86	-187.74	-187.12	-187.53	-188.30	-189.32	-193.73	-189.56	-189.56
Baltimore, MD	Ozone	Moderate	50	0.00	-3.68	-184.53	-190.56	-189.98	-190.63	-191.59	-192.84	-197.62	-194.46	-194.46
Baltimore, MD	PM _{2.5}	Nonattainment	100	0.00	-3.68	-184.53	-190.56	-189.98	-190.63	-191.59	-192.84	-197.62	-194.46	-194.46
Baton Rouge, LA	Ozone	Moderate	50	0.00	-4.25	-26.10	-29.49	-29.49	-30.14	-30.69	-31.36	-32.80	-34.75	-34.75
Beaumont-Port Arthur, TX	Ozone	Moderate	50	0.00	-4.80	-17.22	-20.81	-20.85	-21.58	-22.17	-22.87	-24.23	-26.80	-26.80
Benton County, TN	SO _x	Maintenance	100	0.00	-0.12	-0.16	-0.24	-0.24	-0.26	-0.28	-0.29	-0.32	-0.39	-0.39
Benton Harbor, MI	Ozone	Maintenance	100	0.00	-0.71	-6.44	-7.05	-7.04	-7.15	-7.25	-7.37	-7.65	-7.91	-7.91
Benzie County, MI	Ozone	Maintenance	100	0.00	-0.30	-0.96	-1.18	-1.19	-1.23	-1.27	-1.31	-1.39	-1.56	-1.56
Berkeley and Jefferson Counties, WV	Ozone	Maintenance	100	0.00	-0.75	-5.18	-5.79	-5.79	-5.91	-6.01	-6.13	-6.39	-6.72	-6.72
Billings, MT	CO	Maintenance	100	0.00	-1.77	-4.01	-5.28	-5.31	-5.58	-5.79	-6.03	-6.48	-7.50	-7.50
Birmingham, AL	Ozone	Maintenance	100	0.00	-1.61	-64.68	-67.01	-66.82	-67.09	-67.47	-67.94	-69.69	-68.79	-68.79
Birmingham, AL	PM _{2.5}	Nonattainment	100	0.00	-1.61	-64.68	-67.01	-66.82	-67.09	-67.47	-67.94	-69.69	-68.79	-68.79
Boise-Northern Ada County, ID	CO	Maintenance	100	0.00	-0.83	-20.34	-21.29	-21.24	-21.37	-21.53	-21.72	-22.34	-22.27	-22.27
Boise-Northern Ada County, ID	PM ₁₀	Maintenance	100	0.00	-0.83	-20.34	-21.29	-21.24	-21.37	-21.53	-21.72	-22.34	-22.27	-22.27
Bonner County (Sandpoint), ID	PM ₁₀	Moderate	100	0.00	-0.10	-0.58	-0.66	-0.66	-0.68	-0.69	-0.71	-0.74	-0.79	-0.79
Boston, MA	CO	Maintenance	100	0.00	-1.16	-27.41	-28.72	-28.64	-28.83	-29.04	-29.31	-30.14	-30.07	-30.07
Boston-Lawrence-Worcester (eastern MA), MA	Ozone	Moderate	50	0.00	-3.55	-159.47	-164.93	-164.44	-165.06	-165.93	-167.06	-171.27	-168.78	-168.78
Boston-Manchester-Portsmouth (southeast NH), NH	Ozone	Moderate	50	0.00	-0.93	-20.56	-21.58	-21.52	-21.68	-21.84	-22.05	-22.69	-22.67	-22.67
Boyd County (part), KY	SO _x	Maintenance	100	0.00	-0.39	-0.70	-0.97	-0.98	-1.04	-1.08	-1.14	-1.23	-1.46	-1.46
Buffalo-Niagara Falls, NY	Ozone	Former Subpart 1	50	0.00	-1.07	-36.76	-38.19	-38.08	-38.26	-38.49	-38.78	-39.80	-39.39	-39.39
Burlington, NJ	CO	Maintenance	100	0.00	-0.25	-0.53	-0.71	-0.71	-0.75	-0.78	-0.81	-0.88	-1.02	-1.02
Butte, MT	PM ₁₀	Moderate	100	0.00	-0.08	-0.75	-0.81	-0.81	-0.83	-0.84	-0.85	-0.88	-0.91	-0.91
Canon City, CO	PM ₁₀	Maintenance	100	0.00	-0.07	-0.65	-0.71	-0.71	-0.72	-0.73	-0.74	-0.77	-0.80	-0.80
Canton-Massillon, OH	Ozone	Maintenance	100	0.00	-1.63	-20.03	-21.52	-21.48	-21.74	-21.98	-22.27	-23.04	-23.49	-23.49
Canton-Massillon, OH	PM _{2.5}	Nonattainment	100	0.00	-1.63	-20.03	-21.52	-21.48	-21.74	-21.98	-22.27	-23.04	-23.49	-23.49
Case County, MI	Ozone	Maintenance	100	0.00	-0.92	-2.29	-2.96	-2.97	-3.11	-3.22	-3.35	-3.59	-4.11	-4.11

Table D2-31 Emission Changes Δ / (for Cumulative Impacts) by Nonattainment Area with Alternative Standards for HD Vehicles Volatile Organic Compound (VOC) 2018													
Nonattainment Area	Pollutant	Status c /	General Conformity Threshold d /	Emissions Changes for Cumulative Impacts (tons/year)									
				Alt. 1	Alt. 2	Alt. 3	Alt. 4	Alt. 6A	Alt. 5	Alt. 6 b /	Alt. 7	Alt. 6B	Alt. 8
				No Action	Engine Only	Class 8 Tractors	Engines & Classes 7-8 Tractors	15% below Preferred Alternative Stringency	Engines, Classes 7-8 Tractors, & Classes 2b-3	Engines, Tractors, & Classes 2b-8	Engines, Tractors, & Truck, & Trailers	20% above Preferred Alternative Stringency	Accelerated Hybrid Adoption
Center Township (Morgan County), OH	SO _x	Maintenance	100	0.00	-0.18	-0.21	-0.33	-0.34	-0.37	-0.39	-0.41	-0.45	-0.57
Central Steptoe Valley (White Pine County), NV	SO _x	Maintenance	100	0.00	-0.02	-0.23	-0.25	-0.25	-0.25	-0.25	-0.26	-0.26	-0.27
Charleston, WV	Ozone	Maintenance	100	0.00	-0.80	-18.33	-19.22	-19.18	-19.31	-19.45	-19.63	-20.20	-20.16
Charleston, WV	PM _{2.5}	Nonattainment	100	0.00	-0.80	-18.33	-19.22	-19.18	-19.31	-19.45	-19.63	-20.20	-20.16
Charlotte, NC	CO	Maintenance	100	0.00	-1.41	-23.38	-24.78	-24.73	-24.95	-25.18	-25.46	-26.26	-26.47
Charlotte-Gastonia-Rock Hill, NC-SC	Ozone	Moderate	50	0.00	-2.28	-51.69	-54.23	-54.09	-54.46	-54.87	-55.38	-56.98	-56.90
Chattanooga, TN-GA-AL	PM _{2.5}	Nonattainment	100	0.00	-2.00	-18.91	-20.63	-20.61	-20.92	-21.20	-21.54	-22.36	-23.08
Chattanooga, TN-GA	Ozone	Former Subpart 1	50	0.00	-1.85	-17.18	-18.76	-18.74	-19.03	-19.29	-19.60	-20.35	-21.03
Chicago-Gary-Lake County, IL-IN	Ozone	Moderate	50	0.00	-8.50	-443.48	-457.73	-456.33	-457.85	-460.11	-463.07	-474.50	-466.69
Chicago-Gary-Lake County, IL-IN	PM _{2.5}	Nonattainment	100	0.00	-8.57	-443.54	-457.85	-456.44	-457.98	-460.24	-463.21	-474.65	-466.88
Chico, CA	CO	Maintenance	100	0.00	-0.24	-10.46	-10.82	-10.79	-10.83	-10.89	-10.96	-11.24	-11.08
Chico, CA	Ozone	Former Subpart 1	50	0.00	-0.48	-10.70	-11.23	-11.20	-11.28	-11.37	-11.47	-11.81	-11.79
Cincinnati-Hamilton, OH-KY-IN	Ozone	Former Subpart 1	50	0.00	-2.95	-121.69	-126.02	-125.64	-126.15	-126.84	-127.73	-131.00	-129.25
Cincinnati-Hamilton, OH-KY-IN	PM _{2.5}	Nonattainment	100	0.00	-2.81	-121.55	-125.79	-125.42	-125.91	-126.58	-127.45	-130.68	-128.86
Clairton & 4 Boroughs, PA	PM ₁₀	Maintenance	100	0.00	-0.70	-1.16	-1.66	-1.67	-1.78	-1.86	-1.96	-2.13	-2.55
Clark County, NV	PM ₁₀	Serious	70	0.00	-1.00	-44.71	-46.24	-46.10	-46.28	-46.52	-46.84	-48.02	-47.32
Clarksville-Hopkinsville, TN-KY	Ozone	Maintenance	100	0.00	-1.03	-8.84	-9.71	-9.70	-9.86	-10.00	-10.17	-10.58	-10.98
Clearfield and Indiana Counties, PA	Ozone	Maintenance	100	0.00	-0.76	-6.35	-6.99	-6.98	-7.10	-7.20	-7.33	-7.62	-7.92
Cleveland, OH	CO	Maintenance	100	0.00	-1.25	-31.05	-32.49	-32.41	-32.61	-32.85	-33.14	-34.07	-33.95
Cleveland-Akron-Lorain, OH	Ozone	Maintenance	100	0.00	-3.53	-157.07	-162.48	-161.99	-162.61	-163.46	-164.58	-168.73	-166.30
Cleveland-Akron-Lorain, OH	PM _{2.5}	Nonattainment	100	0.00	-3.40	-156.94	-162.25	-161.76	-162.36	-163.20	-164.30	-168.42	-165.91
Coachella Valley, CA	PM ₁₀	Serious	70	0.00	-2.16	-20.38	-22.24	-22.21	-22.55	-22.85	-23.22	-24.11	-24.89
Colbert County, AL	SO _x	Maintenance	100	0.00	-0.28	-2.18	-2.41	-2.41	-2.46	-2.49	-2.54	-2.64	-2.76
Colorado Springs, CO	CO	Maintenance	100	0.00	-1.05	-18.54	-19.61	-19.57	-19.74	-19.91	-20.12	-20.74	-20.86
Columbia Falls, MT	PM ₁₀	Moderate	100	0.00	-0.15	-0.31	-0.41	-0.42	-0.44	-0.46	-0.48	-0.51	-0.60
Columbia, SC	Ozone	Former Subpart 1	50	0.00	-1.63	-21.55	-23.06	-23.02	-23.28	-23.53	-23.83	-24.63	-25.04
Columbus, OH	Ozone	Maintenance	100	0.00	-3.12	-99.72	-103.74	-103.45	-103.98	-104.62	-105.44	-108.26	-107.29
Columbus, OH	PM _{2.5}	Nonattainment	100	0.00	-2.50	-99.09	-102.68	-102.38	-102.81	-103.39	-104.13	-106.80	-105.45
Conewango Township (Warren County), PA	SO _x	Maintenance	100	0.00	-0.02	-0.13	-0.15	-0.15	-0.15	-0.15	-0.16	-0.16	-0.17
Coso Junction, CA	PM ₁₀	Moderate	100	0.00	-1.68	-1.71	-2.89	-2.92	-3.17	-3.36	-3.59	-3.97	-5.01
Cuyahoga County, OH	PM ₁₀	Maintenance	100	0.00	-1.48	-55.49	-57.56	-57.40	-57.65	-57.98	-58.40	-59.92	-59.21
Cuyahoga County, OH	SO _x	Maintenance	100	0.00	-1.31	-55.32	-57.27	-57.10	-57.33	-57.64	-58.04	-59.52	-58.71
Dallas-Fort Worth, TX	Ozone	Moderate	50	0.00	-6.87	-213.01	-221.75	-221.14	-222.29	-223.68	-225.47	-231.53	-229.58
Dayton-Springfield, OH	Ozone	Maintenance	100	0.00	-1.65	-50.88	-52.97	-52.83	-53.11	-53.44	-53.87	-55.32	-54.86
Dayton-Springfield, OH	PM _{2.5}	Nonattainment	100	0.00	-1.53	-50.75	-52.76	-52.61	-52.87	-53.19	-53.60	-55.02	-54.48
Denver Metro, CO	PM ₁₀	Maintenance	100	0.00	-3.39	-92.18	-96.25	-95.99	-96.55	-97.20	-98.03	-100.74	-100.16
Denver-Boulder, CO	CO	Maintenance	100	0.00	-3.03	-87.98	-91.72	-91.47	-91.98	-92.58	-93.34	-95.88	-95.20
Denver-Boulder-Greeley-Fort Collins-Loveland, CO	Ozone	Former Subpart 1	50	0.00	-3.80	-110.81	-115.51	-115.20	-115.83	-116.58	-117.54	-120.74	-119.87
Detroit, MI	CO	Maintenance	100	0.00	-2.56	-53.06	-55.82	-55.68	-56.10	-56.54	-57.10	-58.78	-58.84
Detroit-Ann Arbor, MI	Ozone	Maintenance	100	0.00	-6.44	-287.53	-297.40	-296.51	-297.64	-299.20	-301.24	-308.84	-304.37
Detroit-Ann Arbor, MI	PM _{2.5}	Nonattainment	100	0.00	-6.25	-287.34	-297.08	-296.18	-297.28	-298.83	-300.84	-308.40	-303.81
Door County, WI	Ozone	Former Subpart 1	50	0.00	-0.03	-1.14	-1.18	-1.18	-1.18	-1.19	-1.20	-1.23	-1.22
Douglas (Cochise County), AZ	PM ₁₀	Moderate	100	0.00	-0.15	-2.12	-2.26	-2.26	-2.28	-2.31	-2.34	-2.41	-2.45

Table D2-31 Emission Changes <u>a/</u> (for Cumulative Impacts) by Nonattainment Area with Alternative Standards for HD Vehicles Volatile Organic Compound (VOC) 2018														
Nonattainment Area	Pollutant	Status <u>c/</u>	General Conformity Threshold <u>d/</u>	Emissions Changes for Cumulative Impacts (tons/year)										
				Alt. 1	Alt. 2	Alt. 3	Alt. 4	Alt. 6A	Alt. 5	Alt. 6 <u>b/</u>	Alt. 7	Alt. 6B	Alt. 8	
				No Action	Engine Only	Class 8 Tractors	Engines & Classes 7-8 Tractors	15% below Preferred Alternative Stringency	Engines, Classes 7-8 Tractors, & Classes 2b-3	Engines, Tractors, & Classes 2b-8	Engines, Tractors, & Truck, & Trailers	20% above Preferred Alternative Stringency	Accelerated Hybrid Adoption	
Douglas (Cochise County), AZ	SO _x	Maintenance	100	0.00	-0.15	-2.12	-2.26	-2.26	-2.28	-2.28	-2.31	-2.34	-2.41	-2.45
Duluth, MN	CO	Maintenance	100	0.00	-0.39	-2.95	-3.27	-3.27	-3.33	-3.39	-3.45	-3.45	-3.59	-3.76
Eagle River, AK	PM ₁₀	Moderate	100	0.00	-0.35	-0.61	-0.86	-0.86	-0.92	-0.96	-1.00	-1.00	-1.09	-1.30
East Chicago, IN	CO	Maintenance	100	0.00	-0.50	-6.92	-7.39	-7.38	-7.46	-7.53	-7.63	-7.63	-7.88	-8.00
East Chicago, IN	PM ₁₀	Maintenance	100	0.00	-2.68	-9.12	-11.11	-11.14	-11.55	-11.87	-12.26	-12.26	-13.01	-14.46
East Helena Area (Lewis and Clark County), MT	SO _x	Nonattainment	100	0.00	-0.08	-0.11	-0.17	-0.17	-0.18	-0.19	-0.20	-0.20	-0.22	-0.27
El Paso County, TX	PM ₁₀	Moderate	100	0.00	-1.12	-15.84	-16.91	-16.87	-17.05	-17.22	-17.43	-17.43	-18.01	-18.26
El Paso, TX	CO	Maintenance	100	0.00	-0.41	-1.39	-1.69	-1.70	-1.76	-1.81	-1.87	-1.87	-1.98	-2.21
Erie, PA	Ozone	Maintenance	100	0.00	-0.36	-7.46	-7.85	-7.83	-7.88	-7.95	-8.02	-8.02	-8.26	-8.27
Essex County (Whiteface Mountain), NY	Ozone	Former Subpart 1	50	0.00	-0.10	-0.15	-0.22	-0.22	-0.23	-0.24	-0.24	-0.26	-0.28	-0.34
Eugene-Springfield, OR	CO	Maintenance	100	0.00	-0.52	-14.10	-14.73	-14.69	-14.77	-14.87	-15.00	-15.00	-15.42	-15.33
Eugene-Springfield, OR	PM ₁₀	Moderate	100	0.00	-0.52	-14.10	-14.73	-14.69	-14.77	-14.87	-15.00	-15.00	-15.42	-15.33
Evansville, IN	Ozone	Maintenance	100	0.00	-0.93	-18.82	-19.82	-19.77	-19.92	-20.08	-20.28	-20.28	-20.88	-20.92
Evansville, IN	PM _{2.5}	Nonattainment	100	0.00	-1.26	-19.15	-20.37	-20.33	-20.53	-20.73	-20.97	-20.97	-21.65	-21.89
Fairbanks, AK	CO	Maintenance	100	0.00	-0.09	-0.61	-0.68	-0.68	-0.70	-0.71	-0.73	-0.73	-0.76	-0.80
Fayetteville, NC	Ozone	Former Subpart 1	50	0.00	-0.58	-9.62	-10.19	-10.17	-10.26	-10.36	-10.47	-10.47	-10.80	-10.88
Flathead County; Whitefish and vicinity, MT	PM ₁₀	Moderate	100	0.00	-0.15	-0.36	-0.47	-0.47	-0.49	-0.51	-0.53	-0.53	-0.57	-0.65
Flint, MI	Ozone	Maintenance	100	0.00	-1.80	-17.92	-19.48	-19.45	-19.73	-19.99	-20.30	-20.30	-21.06	-21.68
Follansbee, WV	PM ₁₀	Maintenance	100	0.00	-0.16	-0.20	-0.31	-0.31	-0.33	-0.35	-0.37	-0.37	-0.41	-0.50
Fort Collins, CO	CO	Maintenance	100	0.00	-0.30	-5.50	-5.81	-5.80	-5.85	-5.90	-5.96	-5.96	-6.14	-6.17
Fort Hall Reservation, ID	PM ₁₀	Moderate	100	0.00	-0.09	-0.12	-0.18	-0.19	-0.20	-0.21	-0.22	-0.22	-0.25	-0.30
Fort Wayne, IN	Ozone	Maintenance	100	0.00	-1.25	-12.42	-13.51	-13.49	-13.68	-13.86	-14.07	-14.07	-14.60	-15.03
Franklin County, PA	Ozone	Maintenance	100	0.00	-0.80	-5.42	-6.07	-6.07	-6.19	-6.29	-6.42	-6.42	-6.70	-7.06
Franklin Township (Coshocton County), OH	SO _x	Maintenance	100	0.00	-0.17	-0.20	-0.32	-0.32	-0.35	-0.37	-0.39	-0.39	-0.43	-0.54
Frederick County, VA	Ozone	Former Subpart 1	50	0.00	-0.69	-4.69	-5.24	-5.24	-5.35	-5.44	-5.55	-5.55	-5.79	-6.09
Fredericksburg, VA	Ozone	Maintenance	100	0.00	-0.97	-13.11	-14.02	-14.00	-14.15	-14.29	-14.48	-14.48	-14.96	-15.19
Freehold, NJ	CO	Maintenance	100	0.00	-0.20	-0.70	-0.85	-0.85	-0.88	-0.91	-0.94	-0.94	-0.99	-1.10
Fresno, CA	CO	Maintenance	100	0.00	-0.58	-18.16	-18.90	-18.84	-18.94	-19.06	-19.21	-19.21	-19.73	-19.56
Grand Rapids, MI	Ozone	Maintenance	100	0.00	-1.22	-25.63	-26.95	-26.88	-27.08	-27.29	-27.56	-27.56	-28.37	-28.38
Granite City, Nameoki Townships, IL	PM ₁₀	Maintenance	100	0.00	-0.40	-1.70	-2.01	-2.01	-2.07	-2.12	-2.18	-2.18	-2.30	-2.51
Grant County, NM	SO _x	Maintenance	100	0.00	-0.11	-0.19	-0.27	-0.27	-0.29	-0.30	-0.32	-0.32	-0.34	-0.41
Grants Pass, OR	CO	Maintenance	100	0.00	-0.12	-1.10	-1.20	-1.19	-1.21	-1.23	-1.25	-1.25	-1.30	-1.34
Grants Pass, OR	PM ₁₀	Maintenance	100	0.00	-0.12	-1.10	-1.20	-1.19	-1.21	-1.23	-1.25	-1.25	-1.30	-1.34
Great Falls, MT	CO	Maintenance	100	0.00	-0.13	-0.76	-0.86	-0.86	-0.88	-0.89	-0.91	-0.91	-0.96	-1.02
Greater Connecticut, CT	Ozone	Moderate	50	0.00	-3.34	-54.30	-57.61	-57.49	-58.02	-58.56	-59.22	-59.22	-61.09	-61.62
Greeley, CO	CO	Maintenance	100	0.00	-0.45	-4.14	-4.52	-4.52	-4.59	-4.65	-4.73	-4.73	-4.91	-5.08
Green Bay, WI	SO _x	Maintenance	100	0.00	-0.20	-3.95	-4.17	-4.16	-4.19	-4.22	-4.27	-4.27	-4.40	-4.41
Greene County, IN	Ozone	Maintenance	100	0.00	-0.69	-2.19	-2.70	-2.71	-2.81	-2.90	-3.00	-3.00	-3.19	-3.56
Greene County, PA	Ozone	Maintenance	100	0.00	-0.57	-1.99	-2.42	-2.42	-2.51	-2.58	-2.66	-2.66	-2.82	-3.13
Greensboro-Winston Salem-High Point, NC	Ozone	Marginal	50	0.00	-2.39	-77.21	-80.31	-80.08	-80.48	-80.98	-81.61	-81.61	-83.79	-83.01
Greensboro-Winston salem-High Point, NC	PM _{2.5}	Nonattainment	100	0.00	-1.66	-76.47	-79.06	-78.82	-79.11	-79.52	-80.06	-80.06	-82.07	-80.85
Greenville-Spartanburg-Anderson, SC	Ozone	Former Subpart 1	50	0.00	-2.63	-30.56	-32.93	-32.88	-33.29	-33.68	-34.15	-34.15	-35.35	-36.13
Groveland Township (Tazewell County), IL	SO _x	Maintenance	100	0.00	-0.07	-0.76	-0.82	-0.82	-0.83	-0.84	-0.85	-0.85	-0.88	-0.90

Table D2-31 Emission Changes <u>a/</u> (for Cumulative Impacts) by Nonattainment Area with Alternative Standards for HD Vehicles Volatile Organic Compound (VOC) 2018													
Nonattainment Area	Pollutant	Status <u>c/</u>	General Conformity Threshold <u>d/</u>	Emissions Changes for Cumulative Impacts (tons/year)									
				Alt. 1	Alt. 2	Alt. 3	Alt. 4	Alt. 6A	Alt. 5	Alt. 6 <u>b/</u>	Alt. 7	Alt. 6B	Alt. 8
				No Action	Engine Only	Class 8 Tractors	Engines & Classes 7-8 Tractors	15% below Preferred Alternative Stringency	Engines, Classes 7-8 Tractors, & Classes 2b-3	Engines, Tractors, & Classes 2b-8	Engines, Tractors, Trucks, & Trailers	20% above Preferred Alternative Stringency	Accelerated Hybrid Adoption
Hancock-Knox-Lincoln-Waldo Counties, ME	Ozone	Maintenance	100	0.00	-0.23	-3.75	-3.98	-3.97	-4.00	-4.04	-4.09	-4.22	-4.25
Harrisburg-Lebanon-Carlisle, PA	Ozone	Maintenance	100	0.00	-1.72	-51.33	-53.48	-53.33	-53.62	-53.96	-54.40	-55.87	-55.44
Harrisburg-Lebanon-Carlisle, PA	PM _{2.5}	Nonattainment	100	0.00	-1.71	-51.32	-53.47	-53.32	-53.61	-53.95	-54.39	-55.86	-55.43
Hartford-New Britain-Middletown, CT	CO	Maintenance	100	0.00	-1.75	-34.90	-36.76	-36.67	-36.96	-37.26	-37.63	-38.75	-38.84
Hayden (Pinal County), AZ	SO _x	Nonattainment	100	0.00	-0.21	-0.50	-0.65	-0.65	-0.69	-0.71	-0.74	-0.79	-0.91
Hayden/Miami, AZ	PM ₁₀	Moderate	100	0.00	-0.21	-1.36	-1.53	-1.53	-1.56	-1.59	-1.63	-1.70	-1.80
Haywood and Swain Counties (Great Smoky Mountain NP), NC	Ozone	Maintenance	100	0.00	-0.49	-0.64	-0.99	-0.99	-1.07	-1.12	-1.19	-1.30	-1.60
Hazelwood, PA	SO _x	Maintenance	100	0.00	-0.71	-1.96	-2.48	-2.49	-2.60	-2.68	-2.78	-2.97	-3.37
Hickory, NC	PM _{2.5}	Nonattainment	100	0.00	-0.38	-5.96	-6.34	-6.32	-6.38	-6.44	-6.52	-6.73	-6.80
Hickory-Morgantown-Lenoir, NC	Ozone	Former Subpart 1	50	0.00	-0.44	-9.55	-10.03	-10.01	-10.08	-10.16	-10.26	-10.55	-10.55
Hollis Township, IL	SO _x	Maintenance	100	0.00	-0.11	-0.19	-0.26	-0.27	-0.28	-0.29	-0.31	-0.34	-0.40
Houston-Galveston-Brazoria, TX	Ozone	Severe	25	0.00	-19.74	-189.61	-206.63	-206.38	-209.46	-212.22	-215.60	-223.78	-230.81
Humphreys County, TN	SO _x	Maintenance	100	0.00	-0.12	-0.21	-0.29	-0.29	-0.31	-0.33	-0.34	-0.37	-0.44
Huntington-Ashland, WV-KY-OH	PM _{2.5}	Nonattainment	100	0.00	-2.78	-12.30	-14.42	-14.44	-14.87	-15.21	-15.63	-16.47	-17.89
Huntington-Ashland, WV-KY	Ozone	Maintenance	100	0.00	-2.37	-7.61	-9.36	-9.38	-9.74	-10.03	-10.37	-11.03	-12.32
Huron County, MI	Ozone	Maintenance	100	0.00	-0.12	-1.01	-1.11	-1.10	-1.12	-1.14	-1.16	-1.21	-1.25
Imperial County, CA	Ozone	Moderate	50	0.00	-1.68	-8.10	-9.40	-9.40	-9.66	-9.87	-10.13	-10.65	-11.49
Imperial Valley, CA	PM ₁₀	Serious	70	0.00	-1.49	-7.76	-8.92	-8.92	-9.15	-9.34	-9.57	-10.04	-10.77
Indian Wells, CA	PM ₁₀	Maintenance	100	0.00	-1.37	-2.46	-3.44	-3.46	-3.66	-3.82	-4.01	-4.35	-5.16
Indianapolis, IN	CO	Maintenance	100	0.00	-1.77	-110.22	-113.53	-113.18	-113.50	-114.02	-114.71	-117.49	-115.32
Indianapolis, IN	Ozone	Maintenance	100	0.00	-3.51	-111.98	-116.50	-116.18	-116.77	-117.49	-118.42	-121.58	-120.49
Indianapolis, IN	PM _{2.5}	Nonattainment	100	0.00	-2.86	-111.32	-115.39	-115.05	-115.54	-116.19	-117.03	-120.04	-118.55
Jackson County, IN	Ozone	Maintenance	100	0.00	-0.68	-3.14	-3.67	-3.67	-3.77	-3.86	-3.96	-4.17	-4.52
Jamestown, NY	Ozone	Former Subpart 1	50	0.00	-0.73	-5.54	-6.14	-6.14	-6.25	-6.35	-6.47	-6.74	-7.04
Jefferson County, NY	Ozone	Moderate	50	0.00	-0.22	-4.02	-4.25	-4.24	-4.27	-4.31	-4.36	-4.49	-4.51
Jefferson County, OH	PM ₁₀	Maintenance	100	0.00	-0.16	-0.41	-0.53	-0.53	-0.55	-0.57	-0.60	-0.64	-0.73
Johnson City-Kingsport-Bristol, TN	Ozone	Former Subpart 1	50	0.00	-1.31	-8.06	-9.10	-9.10	-9.30	-9.47	-9.68	-10.12	-10.72
Johnstown, PA	Ozone	Maintenance	100	0.00	-0.82	-7.72	-8.42	-8.41	-8.54	-8.65	-8.79	-9.13	-9.43
Johnstown, PA	PM _{2.5}	Nonattainment	100	0.00	-0.82	-7.72	-8.42	-8.41	-8.54	-8.65	-8.79	-9.13	-9.43
Juneau, AK	PM ₁₀	Moderate	100	0.00	-0.07	-0.38	-0.43	-0.43	-0.44	-0.45	-0.46	-0.48	-0.51
Kalamazoo-Battle Creek, MI	Ozone	Maintenance	100	0.00	-1.42	-17.02	-18.31	-18.28	-18.50	-18.71	-18.97	-19.63	-20.03
Kalispell, MT	PM ₁₀	Moderate	100	0.00	-0.15	-1.02	-1.15	-1.15	-1.17	-1.19	-1.21	-1.27	-1.34
Kent and Queen Annes Counties, MD	Ozone	Maintenance	100	0.00	-0.74	-5.06	-5.66	-5.66	-5.77	-5.87	-5.99	-6.25	-6.58
Kent, WA	PM ₁₀	Maintenance	100	0.00	-1.31	-2.05	-2.98	-3.00	-3.20	-3.35	-3.53	-3.85	-4.63
Kern County (Eastern Kern), CA	Ozone	Former Subpart 1	50	0.00	-4.90	-7.55	-11.02	-11.10	-11.84	-12.41	-13.08	-14.25	-17.18
Kewaunee County, WI	Ozone	Maintenance	100	0.00	-0.22	-0.99	-1.16	-1.16	-1.19	-1.22	-1.26	-1.32	-1.44
King County, WA	PM ₁₀	Maintenance	100	0.00	-1.30	-1.63	-2.54	-2.56	-2.76	-2.91	-3.09	-3.39	-4.18
Klamath Falls, OR	CO	Maintenance	100	0.00	-0.15	-3.23	-3.39	-3.39	-3.41	-3.44	-3.47	-3.57	-3.58
Klamath Falls, OR	PM ₁₀	Maintenance	100	0.00	-0.15	-3.23	-3.39	-3.39	-3.41	-3.44	-3.47	-3.57	-3.58
Knoxville, TN	Ozone	Former Subpart 1	50	0.00	-3.02	-65.88	-69.19	-69.02	-69.51	-70.04	-70.71	-72.77	-72.74
Knoxville, TN	PM _{2.5}	Nonattainment	100	0.00	-2.73	-65.59	-68.70	-68.52	-68.97	-69.47	-70.10	-72.09	-71.88
La Porte County, IN	SO _x	Maintenance	100	0.00	-0.48	-1.58	-1.94	-1.95	-2.02	-2.08	-2.15	-2.28	-2.55
LaGrande, OR	PM ₁₀	Maintenance	100	0.00	-0.07	-0.53	-0.59	-0.59	-0.60	-0.61	-0.62	-0.64	-0.67

Table D2-31 Emission Changes <u>a/</u> (for Cumulative Impacts) by Nonattainment Area with Alternative Standards for HD Vehicles Volatile Organic Compound (VOC) 2018													
Nonattainment Area	Pollutant	Status <u>c/</u>	General Conformity Threshold <u>d/</u>	Emissions Changes for Cumulative Impacts (tons/year)									
				Alt. 1	Alt. 2	Alt. 3	Alt. 4	Alt. 6A	Alt. 5	Alt. 6 <u>b/</u>	Alt. 7	Alt. 6B	Alt. 8
				No Action	Engine Only	Class 8 Tractors	Engines & Classes 7-8 Tractors	15% below Preferred Alternative Stringency	Engines, Classes 7-8 Tractors, & Classes 2b-3	Engines, Tractors, & Classes 2b-8	Engines, Tractors, & Trucks, & Trailers	20% above Preferred Alternative Stringency	Accelerated Hybrid Adoption
Lake County, IN	SO _x	Maintenance	100	0.00	-1.81	-11.38	-12.83	-12.83	-13.11	-13.34	-13.63	-14.25	-15.07
Lake County, OH	SO _x	Maintenance	100	0.00	-0.06	-1.17	-1.24	-1.23	-1.24	-1.26	-1.27	-1.31	-1.31
Lake County, OR	PM ₁₀	Maintenance	100	0.00	-0.03	-0.22	-0.24	-0.24	-0.25	-0.25	-0.26	-0.27	-0.28
Lake Tahoe North Shore, CA	CO	Maintenance	100	0.00	-0.37	-1.18	-1.46	-1.46	-1.52	-1.57	-1.62	-1.72	-1.93
Lake Tahoe South Shore, CA	CO	Maintenance	100	0.00	-0.19	-1.90	-2.06	-2.06	-2.09	-2.11	-2.15	-2.23	-2.29
Lake Tahoe, NV	CO	Maintenance	100	0.00	-0.37	-1.00	-1.27	-1.27	-1.33	-1.37	-1.43	-1.52	-1.73
Lamar, CO	PM ₁₀	Maintenance	100	0.00	-0.06	-0.33	-0.38	-0.38	-0.39	-0.39	-0.40	-0.42	-0.45
Lame Deer, MT	PM ₁₀	Moderate	100	0.00	-0.03	-0.07	-0.09	-0.09	-0.10	-0.10	-0.10	-0.11	-0.13
Lancaster, PA	Ozone	Maintenance	100	0.00	-1.35	-28.77	-30.24	-30.16	-30.38	-30.62	-30.91	-31.82	-31.83
Lancaster, PA	PM _{2.5}	Nonattainment	100	0.00	-1.35	-28.77	-30.24	-30.16	-30.38	-30.62	-30.91	-31.82	-31.83
Lane County, OR	PM ₁₀	Moderate	100	0.00	-0.39	-0.44	-0.72	-0.72	-0.78	-0.83	-0.88	-0.97	-1.21
Lansing-East Lansing, MI	Ozone	Maintenance	100	0.00	-0.97	-15.60	-16.56	-16.53	-16.68	-16.84	-17.03	-17.57	-17.73
LaPorte, IN	Ozone	Maintenance	100	0.00	-0.70	-3.78	-4.33	-4.33	-4.44	-4.53	-4.64	-4.86	-5.20
Las Vegas, NV	CO	Serious	100	0.00	-1.43	-89.56	-92.24	-91.95	-92.22	-92.64	-93.20	-95.45	-93.68
Las Vegas, NV	Ozone	Former Subpart 1	50	0.00	-2.16	-90.30	-93.49	-93.22	-93.59	-94.10	-94.75	-97.17	-95.85
Lauderdale County, AL	SO _x	Maintenance	100	0.00	-0.49	-3.25	-3.65	-3.65	-3.72	-3.79	-3.87	-4.04	-4.26
Laurel Area (Yellowstone County), MT	SO _x	Nonattainment	100	0.00	-0.16	-0.22	-0.34	-0.34	-0.36	-0.38	-0.41	-0.44	-0.54
Libby, MT	PM ₁₀	Moderate	100	0.00	-0.02	-0.34	-0.36	-0.36	-0.37	-0.37	-0.37	-0.39	-0.39
Libby, MT	PM _{2.5}	Nonattainment	100	0.00	-0.02	-0.34	-0.36	-0.36	-0.37	-0.37	-0.37	-0.39	-0.39
Liberty-Clairton, PA	PM _{2.5}	Nonattainment	100	0.00	-0.70	-1.16	-1.66	-1.67	-1.78	-1.86	-1.96	-2.13	-2.55
Lima, OH	Ozone	Maintenance	100	0.00	-0.93	-4.32	-5.04	-5.04	-5.18	-5.30	-5.44	-5.73	-6.19
Longmont, CO	CO	Maintenance	100	0.00	-0.75	-3.42	-3.99	-3.99	-4.11	-4.20	-4.31	-4.54	-4.92
Lorain County, OH	SO _x	Maintenance	100	0.00	-0.12	-1.53	-1.64	-1.64	-1.66	-1.68	-1.70	-1.76	-1.79
Los Angeles South Coast Air Basin, CA	CO	Maintenance	100	0.00	-31.35	-2315.14	-2380.71	-2373.10	-2379.09	-2389.42	-2403.14	-2460.14	-2410.97
Los Angeles South Coast Air Basin, CA	NO _x	Maintenance	100	0.00	-31.35	-2315.14	-2380.71	-2373.10	-2379.09	-2389.42	-2403.14	-2460.14	-2410.97
Los Angeles South Coast Air Basin, CA	Ozone	Extreme	10	0.00	-31.35	-2315.14	-2380.71	-2373.10	-2379.09	-2389.42	-2403.14	-2460.14	-2410.97
Los Angeles South Coast Air Basin, CA	PM ₁₀	Serious	70	0.00	-31.35	-2315.14	-2380.71	-2373.10	-2379.09	-2389.42	-2403.14	-2460.14	-2410.97
Los Angeles South Coast Air Basin, CA	PM _{2.5}	Nonattainment	100	0.00	-31.35	-2315.14	-2380.71	-2373.10	-2379.09	-2389.42	-2403.14	-2460.14	-2410.97
Los Angeles-San Bernardino Counties (western Mohave), CA	Ozone	Moderate	50	0.00	-5.14	-25.81	-29.79	-29.81	-30.60	-31.25	-32.03	-33.65	-36.19
Louisville, KY-IN	Ozone	Maintenance	100	0.00	-1.82	-70.63	-73.22	-73.00	-73.32	-73.73	-74.26	-76.17	-75.23
Louisville, KY-IN	PM _{2.5}	Nonattainment	100	0.00	-1.75	-70.56	-73.10	-72.88	-73.18	-73.59	-74.11	-76.01	-75.02
Lowell, MA	CO	Maintenance	100	0.00	-0.41	-3.80	-4.15	-4.15	-4.21	-4.27	-4.34	-4.50	-4.65
Lucas County, OH	SO _x	Maintenance	100	0.00	-0.52	-9.92	-10.47	-10.45	-10.53	-10.62	-10.73	-11.05	-11.09
Lyons Township, IL	PM ₁₀	Maintenance	100	0.00	-1.56	-3.53	-4.65	-4.67	-4.91	-5.09	-5.31	-5.70	-6.60
Macon, GA	Ozone	Maintenance	100	0.00	-0.83	-14.01	-14.84	-14.80	-14.94	-15.07	-15.24	-15.71	-15.83
Macon, GA	PM _{2.5}	Nonattainment	100	0.00	-0.83	-14.01	-14.84	-14.80	-14.94	-15.07	-15.24	-15.71	-15.83
Madison and Page Counties (Shenandoah NP), VA	Ozone	Maintenance	100	0.00	-0.19	-0.28	-0.41	-0.41	-0.44	-0.46	-0.49	-0.53	-0.64
Madison, WI	SO _x	Maintenance	100	0.00	-0.32	-7.52	-7.88	-7.86	-7.91	-7.97	-8.04	-8.27	-8.26
Mammoth Lake, CA	PM ₁₀	Moderate	100	0.00	-0.09	-0.35	-0.43	-0.43	-0.44	-0.45	-0.47	-0.49	-0.54
Manchester, NH	CO	Maintenance	100	0.00	-0.20	-2.65	-2.83	-2.83	-2.86	-2.89	-2.92	-3.02	-3.07
Manitowoc County, WI	Ozone	Former Subpart 1	50	0.00	-0.31	-3.47	-3.75	-3.75	-3.80	-3.84	-3.90	-4.04	-4.13
Marion County, IN	SO _x	Maintenance	100	0.00	-0.94	-10.75	-11.59	-11.58	-11.72	-11.86	-12.03	-12.45	-12.74
Mariposa and Tuolumne Counties (Southern Mountain), CA	Ozone	Former Subpart 1	50	0.00	-0.62	-3.84	-4.33	-4.33	-4.43	-4.51	-4.60	-4.81	-5.10

Table D2-31 Emission Changes <u>a/</u> (for Cumulative Impacts) by Nonattainment Area with Alternative Standards for HD Vehicles Volatile Organic Compound (VOC) 2018													
Nonattainment Area	Pollutant	Status <u>c/</u>	General Conformity Threshold <u>d/</u>	Emissions Changes for Cumulative Impacts (tons/year)									
				Alt. 1	Alt. 2	Alt. 3	Alt. 4	Alt. 6A	Alt. 5	Alt. 6 <u>b/</u>	Alt. 7	Alt. 6B	Alt. 8
				No Action	Engine Only	Class 8 Tractors	Engines & Classes 7-8 Tractors	15% below Preferred Alternative Stringency	Engines, Classes 7-8 Tractors, & Classes 2b-3	Engines, Tractors, & Classes 2b-8	Engines, Tractors, & Trucks, & Trailers	20% above Preferred Alternative Stringency	Accelerated Hybrid Adoption
Martinsburg, WV-Hagerstown, MD	PM _{2.5}	Nonattainment	100	0.00	-1.12	-10.90	-11.87	-11.85	-12.03	-12.19	-12.38	-12.85	-13.25
Mason County, MI	Ozone	Maintenance	100	0.00	-0.21	-1.02	-1.18	-1.18	-1.21	-1.24	-1.27	-1.34	-1.44
Medford, OR	CO	Maintenance	100	0.00	-0.08	-2.35	-2.45	-2.44	-2.45	-2.47	-2.49	-2.55	-2.53
Medford-Ashland, OR	PM ₁₀	Maintenance	100	0.00	-0.11	-5.51	-5.69	-5.67	-5.69	-5.72	-5.76	-5.90	-5.80
Memphis, TN-AR	Ozone	Maintenance	100	0.00	-2.12	-33.38	-35.46	-35.38	-35.72	-36.06	-36.47	-37.63	-38.00
Memphis, TN	CO	Maintenance	100	0.00	-1.81	-30.50	-32.31	-32.24	-32.53	-32.83	-33.19	-34.23	-34.47
Miami (Gila County), AZ	SO _x	Maintenance	100	0.00	-0.21	-1.08	-1.24	-1.24	-1.28	-1.30	-1.34	-1.40	-1.51
Millinocket AQCR 109, ME	SO _x	Maintenance	100	0.00	-0.13	-0.30	-0.39	-0.39	-0.41	-0.42	-0.44	-0.47	-0.55
Milwaukee, WI	SO _x	Maintenance	100	0.00	-0.84	-17.30	-18.20	-18.15	-18.29	-18.43	-18.62	-19.17	-19.19
Milwaukee-Racine, WI	Ozone	Moderate	50	0.00	-1.79	-56.07	-58.36	-58.20	-58.50	-58.86	-59.33	-60.92	-60.39
Minneapolis-St Paul, MN	CO	Maintenance	100	0.00	-6.01	-177.80	-185.28	-184.77	-185.77	-186.97	-188.50	-193.61	-192.15
Minneapolis-St Paul, MN	SO _x	Maintenance	100	0.00	-4.31	-176.08	-182.37	-181.83	-182.58	-183.58	-184.87	-189.60	-187.10
Missoula, MT	CO	Maintenance	100	0.00	-0.30	-3.96	-4.24	-4.24	-4.28	-4.33	-4.38	-4.53	-4.61
Missoula, MT	PM ₁₀	Moderate	100	0.00	-0.30	-3.96	-4.24	-4.24	-4.28	-4.33	-4.38	-4.53	-4.61
Modesto, CA	CO	Maintenance	100	0.00	-0.42	-9.32	-9.78	-9.76	-9.83	-9.90	-9.99	-10.28	-10.27
Mohave County, AZ	PM ₁₀	Maintenance	100	0.00	-0.78	-3.76	-4.36	-4.36	-4.48	-4.58	-4.70	-4.94	-5.33
Mono Basin, CA	PM ₁₀	Moderate	100	0.00	-0.12	-0.16	-0.25	-0.25	-0.27	-0.28	-0.30	-0.33	-0.40
Morenci (Greenlee County), AZ	SO _x	Maintenance	100	0.00	-0.03	-0.13	-0.15	-0.15	-0.16	-0.16	-0.17	-0.18	-0.19
Morristown, NJ	CO	Maintenance	100	0.00	-0.19	-1.13	-1.28	-1.28	-1.31	-1.33	-1.36	-1.42	-1.51
Muhlenberg County, KY	SO _x	Maintenance	100	0.00	-0.53	-1.45	-1.83	-1.84	-1.92	-1.98	-2.06	-2.20	-2.50
Muncie, IN	Ozone	Maintenance	100	0.00	-0.89	-4.60	-5.29	-5.30	-5.43	-5.55	-5.68	-5.96	-6.40
Murray County (Chattahoochee NF), GA	Ozone	Maintenance	100	0.00	-0.19	-0.33	-0.47	-0.47	-0.50	-0.52	-0.55	-0.59	-0.71
Muscatine County, IA	SO _x	Maintenance	100	0.00	-0.13	-0.59	-0.69	-0.69	-0.71	-0.72	-0.74	-0.78	-0.85
Muskegon, MI	Ozone	Maintenance	100	0.00	-0.44	-4.40	-4.78	-4.77	-4.84	-4.90	-4.98	-5.16	-5.32
Nashua, NH	CO	Maintenance	100	0.00	-0.44	-2.39	-2.73	-2.74	-2.80	-2.86	-2.93	-3.07	-3.28
Nashville, TN	Ozone	Former Subpart 1	50	0.00	-2.25	-51.46	-53.97	-53.84	-54.20	-54.61	-55.12	-56.70	-56.61
Nevada County (western part), CA	Ozone	Former Subpart 1	50	0.00	-0.28	-4.16	-4.43	-4.42	-4.47	-4.51	-4.56	-4.71	-4.76
New Haven County, CT	PM ₁₀	Maintenance	100	0.00	-0.73	-4.80	-5.39	-5.38	-5.50	-5.59	-5.71	-5.96	-6.28
New Haven-Meriden-Waterbury, CT	CO	Maintenance	100	0.00	-1.71	-26.15	-27.80	-27.75	-28.02	-28.29	-28.62	-29.54	-29.85
New Manchester-Grant Magisterial District (Hancock County), WV	SO _x	Maintenance	100	0.00	-0.37	-0.57	-0.83	-0.83	-0.89	-0.93	-0.98	-1.07	-1.29
New York County, NY	PM ₁₀	Moderate	100	0.00	-2.27	-16.70	-18.56	-18.55	-18.90	-19.21	-19.57	-20.41	-21.37
New York-N. New Jersey-Long Island, NY-NJ-CT	CO	Maintenance	100	0.00	-15.23	-712.49	-736.46	-734.24	-736.92	-740.73	-745.68	-764.37	-752.83
New York-N. New Jersey-Long Island, NY-NJ-CT	PM _{2.5}	Nonattainment	100	0.00	-17.04	-714.32	-739.55	-737.37	-740.32	-744.33	-749.53	-768.63	-758.20
New York-northern New Jersey-Long Island, NY-NJ-CT	Ozone	Moderate	50	0.00	-14.67	-466.59	-485.47	-484.12	-486.58	-489.60	-493.46	-506.66	-502.13
Nogales, AZ	PM ₁₀	Moderate	100	0.00	-0.05	-1.28	-1.34	-1.34	-1.35	-1.36	-1.37	-1.40	-1.40
Norfolk-Virginia Beach-Newport News, VA	Ozone	Maintenance	100	0.00	-1.98	-50.37	-52.68	-52.54	-52.87	-53.24	-53.71	-55.21	-54.98
Ogden, UT	CO	Maintenance	100	0.00	-0.10	-4.47	-4.62	-4.61	-4.63	-4.65	-4.68	-4.80	-4.74
Ogden, UT	PM ₁₀	Moderate	100	0.00	-0.10	-4.47	-4.62	-4.61	-4.63	-4.65	-4.68	-4.80	-4.74
Oglesby, IL	PM ₁₀	Maintenance	100	0.00	-0.07	-0.14	-0.19	-0.19	-0.20	-0.21	-0.22	-0.24	-0.27
Olmsted County, MN	PM ₁₀	Maintenance	100	0.00	-0.11	-0.79	-0.88	-0.88	-0.90	-0.92	-0.93	-0.97	-1.02
Olympia, Tumwater, Lacey, WA	PM ₁₀	Maintenance	100	0.00	-0.17	-3.34	-3.53	-3.52	-3.54	-3.57	-3.61	-3.72	-3.73
Owens Valley, CA	PM ₁₀	Serious	70	0.00	-0.67	-0.79	-1.26	-1.27	-1.37	-1.45	-1.54	-1.69	-2.10
Pagosa Springs, CO	PM ₁₀	Maintenance	100	0.00	-0.01	-0.02	-0.03	-0.03	-0.03	-0.03	-0.04	-0.04	-0.05

Table D2-31 Emission Changes <u>a/</u> (for Cumulative Impacts) by Nonattainment Area with Alternative Standards for HD Vehicles Volatile Organic Compound (VOC) 2018													
Nonattainment Area	Pollutant	Status <u>c/</u>	General Conformity Threshold <u>d/</u>	Emissions Changes for Cumulative Impacts (tons/year)									
				Alt. 1	Alt. 2	Alt. 3	Alt. 4	Alt. 6A	Alt. 5	Alt. 6 <u>b/</u>	Alt. 7	Alt. 6B	Alt. 8
				No Action	Engine Only	Class 8 Tractors	Engines & Classes 7-8 Tractors	15% below Preferred Alternative Stringency	Engines, Classes 7-8 Tractors, & Classes 2b-3	Engines, Tractors, & Classes 2b-8	Engines, Tractors, & Trucks, & Trailers	20% above Preferred Alternative Stringency	Accelerated Hybrid Adoption
Parkersburg-Marietta, WV-OH	Ozone	Maintenance	100	0.00	-0.58	-9.65	-10.23	-10.21	-10.30	-10.40	-10.51	-10.84	-10.92
Parkersburg-Marietta, WV-OH	PM _{2.5}	Nonattainment	100	0.00	-0.58	-9.65	-10.23	-10.21	-10.30	-10.40	-10.51	-10.84	-10.92
Payson, AZ	PM ₁₀	Maintenance	100	0.00	-0.06	-0.64	-0.70	-0.70	-0.71	-0.72	-0.73	-0.75	-0.77
Penns Grove, NJ	CO	Maintenance	100	0.00	-0.04	-0.06	-0.08	-0.08	-0.09	-0.10	-0.10	-0.11	-0.13
Peoria, IL	SO _x	Maintenance	100	0.00	-0.15	-3.28	-3.45	-3.44	-3.46	-3.49	-3.52	-3.63	-3.63
Perth Amboy, NJ	CO	Maintenance	100	0.00	-0.53	-2.78	-3.20	-3.20	-3.28	-3.35	-3.43	-3.60	-3.86
Philadelphia-Camden County, PA-NJ	CO	Maintenance	100	0.00	-1.22	-13.61	-14.70	-14.68	-14.87	-15.05	-15.27	-15.81	-16.20
Phildelphia-Wilmington, PA-NY-DE	PM _{2.5}	Nonattainment	100	0.00	-7.68	-144.65	-152.62	-152.27	-153.51	-154.79	-156.40	-161.13	-161.74
Phildelphia-Wilmington-Atlantic City, PA-NY-MD-DE	Ozone	Moderate	50	0.00	-9.59	-210.28	-220.81	-220.27	-221.83	-223.52	-225.65	-232.20	-232.08
Phoenix, AZ	CO	Maintenance	100	0.00	-4.03	-270.89	-278.80	-277.92	-278.67	-279.92	-281.57	-288.32	-282.79
Phoenix, AZ	PM ₁₀	Serious	70	0.00	-4.03	-270.89	-278.80	-277.92	-278.67	-279.92	-281.57	-288.32	-282.79
Phoenix-Mesa, AZ	Ozone	Former Subpart 1	50	0.00	-2.82	-138.89	-143.46	-143.02	-143.52	-144.25	-145.19	-148.81	-146.46
Pierce County, WA	PM ₁₀	Maintenance	100	0.00	-0.47	-0.81	-1.14	-1.15	-1.22	-1.28	-1.34	-1.45	-1.73
Pinehurst, ID	PM ₁₀	Moderate	100	0.00	-0.03	-0.07	-0.09	-0.09	-0.09	-0.10	-0.10	-0.11	-0.12
Pittsburgh, PA	CO	Maintenance	100	0.00	-0.71	-1.38	-1.89	-1.90	-2.01	-2.09	-2.19	-2.36	-2.78
Pittsburgh-Beaver Valley, PA	Ozone	Former Subpart 1	50	0.00	-3.88	-123.19	-128.18	-127.83	-128.48	-129.28	-130.30	-133.78	-132.59
Pittsburgh-Beaver Valley, PA	PM _{2.5}	Nonattainment	100	0.00	-3.55	-122.86	-127.62	-127.26	-127.86	-128.62	-129.60	-133.01	-131.61
Polk County, TN	SO _x	Maintenance	100	0.00	-0.56	-1.21	-1.61	-1.62	-1.71	-1.77	-1.85	-1.99	-2.31
Polson, MT	PM ₁₀	Moderate	100	0.00	-0.02	-0.11	-0.13	-0.13	-0.13	-0.14	-0.14	-0.15	-0.16
Portland, ME	Ozone	Maintenance	100	0.00	-0.74	-17.91	-18.76	-18.72	-18.84	-18.97	-19.15	-19.69	-19.63
Portland, OR	CO	Maintenance	100	0.00	-1.10	-36.76	-38.21	-38.11	-38.29	-38.52	-38.82	-39.85	-39.46
Portneuf Valley, ID	PM ₁₀	Maintenance	100	0.00	-0.11	-1.47	-1.57	-1.57	-1.59	-1.60	-1.62	-1.68	-1.70
Poughkeepsie, NY	Ozone	Moderate	50	0.00	-2.33	-42.52	-44.91	-44.81	-45.18	-45.57	-46.05	-47.45	-47.68
Presque Isle, ME	PM ₁₀	Maintenance	100	0.00	-0.08	-0.37	-0.43	-0.43	-0.44	-0.45	-0.47	-0.49	-0.53
Providence (entire State), RI	Ozone	Moderate	50	0.00	-1.74	-31.60	-33.38	-33.31	-33.59	-33.87	-34.23	-35.28	-35.45
Provo, UT	CO	Maintenance	100	0.00	-0.27	-5.02	-5.30	-5.29	-5.33	-5.38	-5.43	-5.60	-5.62
Raleigh-Durham, NC	CO	Maintenance	100	0.00	-1.13	-39.86	-41.39	-41.27	-41.46	-41.70	-42.02	-43.12	-42.65
Raleigh-Durham-Chapel Hill, NC	Ozone	Maintenance	100	0.00	-1.91	-54.81	-57.15	-57.00	-57.32	-57.69	-58.17	-59.76	-59.35
Ramsey County, MN	PM ₁₀	Maintenance	100	0.00	-0.63	-0.70	-1.15	-1.16	-1.25	-1.32	-1.41	-1.56	-1.94
Reading, PA	Ozone	Maintenance	100	0.00	-1.65	-22.17	-23.72	-23.68	-23.94	-24.19	-24.50	-25.32	-25.72
Reading, PA	PM _{2.5}	Nonattainment	100	0.00	-1.65	-22.17	-23.72	-23.68	-23.94	-24.19	-24.50	-25.32	-25.72
Reno, NV	CO	Maintenance	100	0.00	-0.25	-7.73	-8.05	-8.03	-8.08	-8.13	-8.19	-8.41	-8.34
Rhineland (Oneida County), WI	SO _x	Maintenance	100	0.00	-0.06	-0.09	-0.13	-0.13	-0.14	-0.15	-0.16	-0.17	-0.21
Richmond-Petersburg, VA	Ozone	Maintenance	100	0.00	-1.30	-38.88	-40.51	-40.40	-40.61	-40.87	-41.20	-42.32	-41.99
Rillito, AZ	PM ₁₀	Moderate	100	0.00	-0.71	-2.11	-2.63	-2.64	-2.75	-2.83	-2.94	-3.13	-3.52
Riverside County (Coachella Valley), CA	Ozone	Severe	25	0.00	-2.16	-20.38	-22.24	-22.21	-22.55	-22.85	-23.22	-24.11	-24.89
Roanoke, VA	Ozone	Former Subpart 1	50	0.00	-0.58	-8.73	-9.29	-9.27	-9.36	-9.45	-9.56	-9.87	-9.98
Rochester (Olmsted County), MN	SO _x	Maintenance	100	0.00	-0.13	-2.56	-2.70	-2.69	-2.72	-2.74	-2.76	-2.85	-2.85
Rochester, NY	Ozone	Former Subpart 1	50	0.00	-1.65	-42.81	-44.75	-44.63	-44.90	-45.21	-45.61	-46.88	-46.66
Rocky Mount, NC	Ozone	Maintenance	100	0.00	-0.47	-6.26	-6.70	-6.69	-6.76	-6.83	-6.92	-7.15	-7.27
Rome, GA	PM _{2.5}	Nonattainment	100	0.00	-0.75	-4.47	-5.06	-5.06	-5.18	-5.28	-5.39	-5.65	-6.00
Ronan, MT	PM ₁₀	Moderate	100	0.00	-0.02	-0.06	-0.08	-0.08	-0.08	-0.08	-0.09	-0.09	-0.11
Rothschild, Rib Mountain, Weston (Marathon County), WI	SO _x	Maintenance	100	0.00	-0.21	-0.29	-0.44	-0.45	-0.48	-0.50	-0.53	-0.58	-0.71

Table D2-31 Emission Changes <u>a/</u> (for Cumulative Impacts) by Nonattainment Area with Alternative Standards for HD Vehicles Volatile Organic Compound (VOC) 2018													
Nonattainment Area	Pollutant	Status <u>c/</u>	General Conformity Threshold <u>d/</u>	Emissions Changes for Cumulative Impacts (tons/year)									
				Alt. 1	Alt. 2	Alt. 3	Alt. 4	Alt. 6A	Alt. 5	Alt. 6 <u>b/</u>	Alt. 7	Alt. 6B	Alt. 8
				No Action	Engine Only	Class 8 Tractors	Engines & Classes 7-8 Tractors	15% below Preferred Alternative Stringency	Engines, Classes 7-8 Tractors, & Classes 2b-3	Engines, Tractors, & Classes 2b-8	Engines, Tractors, & Trucks, & Trailers	20% above Preferred Alternative Stringency	Accelerated Hybrid Adoption
Sacramento County, CA	PM ₁₀	Moderate	100	0.00	-2.58	-45.65	-48.28	-48.17	-48.58	-49.00	-49.53	-51.06	-51.35
Sacramento Metro, CA	Ozone	Severe	25	0.00	-3.41	-79.98	-83.83	-83.61	-84.17	-84.79	-85.57	-88.01	-87.81
Sacramento, CA	CO	Maintenance	100	0.00	-1.39	-49.22	-51.11	-50.97	-51.20	-51.50	-51.89	-53.25	-52.67
Salem, OR	CO	Maintenance	100	0.00	-0.17	-4.24	-4.44	-4.43	-4.45	-4.49	-4.53	-4.65	-4.64
Salt Lake City, UT	CO	Maintenance	100	0.00	-0.69	-7.09	-7.70	-7.69	-7.79	-7.89	-8.01	-8.31	-8.54
Salt Lake County, UT	PM ₁₀	Moderate	100	0.00	-1.71	-64.02	-66.41	-66.22	-66.51	-66.89	-67.38	-69.13	-68.31
Salt Lake County, UT	SO _x	Nonattainment	100	0.00	-1.62	-63.94	-66.26	-66.07	-66.34	-66.71	-67.19	-68.92	-68.05
San Antonio, TX	Ozone	Former Subpart 1	50	0.00	-3.78	-59.69	-63.39	-63.26	-63.86	-64.46	-65.21	-67.28	-67.93
San Bernardino County, CA	PM ₁₀	Moderate	100	0.00	-5.89	-18.80	-23.16	-23.22	-24.12	-24.83	-25.69	-27.30	-30.53
San Diego, CA	CO	Maintenance	100	0.00	-4.91	-247.02	-255.08	-254.31	-255.18	-256.46	-258.13	-264.53	-260.29
San Diego, CA	Ozone	Former Subpart 1	50	0.00	-5.01	-247.12	-255.25	-254.47	-255.36	-256.65	-258.33	-264.76	-260.58
San Francisco Bay Area, CA	Ozone	Marginal	50	0.00	-9.94	-200.20	-210.77	-210.27	-211.88	-213.58	-215.71	-222.12	-222.53
San Francisco-Oakland-San Jose, CA	CO	Maintenance	100	0.00	-8.83	-224.82	-235.12	-234.50	-235.96	-237.61	-239.70	-246.42	-245.36
San Joaquin Valley, CA	Ozone	Extreme	10	0.00	-12.74	-408.03	-424.48	-423.30	-425.44	-428.07	-431.43	-442.96	-438.94
San Joaquin Valley, CA	PM ₁₀	Maintenance	100	0.00	-12.74	-408.03	-424.48	-423.30	-425.44	-428.07	-431.43	-442.96	-438.94
San Joaquin Valley, CA	PM _{2.5}	Nonattainment	100	0.00	-12.74	-408.03	-424.48	-423.30	-425.44	-428.07	-431.43	-442.96	-438.94
San Manuel (Pinal County), AZ	SO _x	Maintenance	100	0.00	-0.73	-1.71	-2.24	-2.25	-2.36	-2.45	-2.55	-2.74	-3.16
Sanders County (part);Thompson Falls and vicinity, MT	PM ₁₀	Moderate	100	0.00	-0.02	-0.04	-0.05	-0.05	-0.05	-0.06	-0.06	-0.06	-0.07
Scranton-Wilkes Barre, PA	Ozone	Maintenance	100	0.00	-1.20	-21.78	-23.01	-22.96	-23.15	-23.35	-23.60	-24.32	-24.44
Seattle-Tacoma, WA	CO	Maintenance	100	0.00	-3.02	-92.63	-96.45	-96.18	-96.69	-97.30	-98.08	-100.72	-99.89
Sheboygan, WI	Ozone	Moderate	50	0.00	-0.28	-3.88	-4.14	-4.13	-4.18	-4.22	-4.27	-4.42	-4.48
Sheridan, WY	PM ₁₀	Moderate	100	0.00	-0.11	-0.79	-0.88	-0.88	-0.90	-0.92	-0.93	-0.97	-1.02
Shoshone County, ID	PM ₁₀	Moderate	100	0.00	-0.03	-0.03	-0.05	-0.05	-0.05	-0.05	-0.06	-0.06	-0.08
Somerville, NJ	CO	Maintenance	100	0.00	-0.11	-0.63	-0.72	-0.72	-0.73	-0.75	-0.76	-0.80	-0.85
South Bend-Elkhart, IN	Ozone	Maintenance	100	0.00	-1.32	-15.22	-16.41	-16.38	-16.59	-16.78	-17.02	-17.62	-18.01
Southeast Chicago, IL	PM ₁₀	Maintenance	100	0.00	-1.67	-7.43	-8.71	-8.72	-8.97	-9.18	-9.43	-9.94	-10.79
Spokane County, WA	PM ₁₀	Maintenance	100	0.00	-0.40	-9.34	-9.79	-9.76	-9.83	-9.90	-10.00	-10.28	-10.26
Spokane, WA	CO	Maintenance	100	0.00	-0.40	-9.25	-9.70	-9.67	-9.74	-9.81	-9.90	-10.19	-10.17
Springfield (western MA), MA	Ozone	Moderate	50	0.00	-1.52	-28.98	-30.56	-30.49	-30.74	-30.99	-31.31	-32.26	-32.37
Springfield, MA	CO	Maintenance	100	0.00	-0.16	-4.50	-4.70	-4.69	-4.71	-4.75	-4.79	-4.92	-4.89
St Louis, MO	CO	Maintenance	100	0.00	-2.77	-32.22	-34.72	-34.66	-35.10	-35.50	-36.00	-37.27	-38.09
St Louis, MO-IL	Ozone	Moderate	50	0.00	-5.00	-97.23	-102.48	-102.24	-103.04	-103.89	-104.95	-108.09	-108.40
St. Louis, MO-IL	PM _{2.5}	Nonattainment	100	0.00	-4.98	-96.61	-101.84	-101.60	-102.40	-103.24	-104.30	-107.43	-107.74
State College, PA	Ozone	Maintenance	100	0.00	-0.29	-5.40	-5.69	-5.68	-5.73	-5.78	-5.84	-6.01	-6.03
Steamboat Springs, CO	PM ₁₀	Maintenance	100	0.00	-0.04	-0.56	-0.59	-0.59	-0.60	-0.60	-0.61	-0.63	-0.64
Steubenville & Mingo Junction, OH	SO _x	Maintenance	100	0.00	-0.20	-1.55	-1.72	-1.72	-1.75	-1.77	-1.81	-1.88	-1.96
Steubenville-Weirton, OH-WV	Ozone	Maintenance	100	0.00	-0.93	-7.04	-7.80	-7.80	-7.94	-8.06	-8.21	-8.56	-8.94
Steubenville-Weirton, OH-WV	PM _{2.5}	Nonattainment	100	0.00	-0.93	-7.04	-7.80	-7.80	-7.94	-8.06	-8.21	-8.56	-8.94
Stockton, CA	CO	Maintenance	100	0.00	-0.48	-13.85	-14.44	-14.41	-14.49	-14.58	-14.70	-15.10	-15.00
Sutter County (Sutter Buttes), CA	Ozone	Former Subpart 1	50	0.00	-0.02	-0.02	-0.04	-0.04	-0.04	-0.04	-0.04	-0.05	-0.06
Syracuse, NY	CO	Maintenance	100	0.00	-0.80	-16.78	-17.65	-17.60	-17.73	-17.87	-18.04	-18.57	-18.58
Telluride, CO	PM ₁₀	Maintenance	100	0.00	-0.01	-0.05	-0.06	-0.06	-0.06	-0.06	-0.06	-0.06	-0.07
Terre Haute, IN	Ozone	Maintenance	100	0.00	-0.52	-4.71	-5.16	-5.15	-5.23	-5.30	-5.39	-5.60	-5.79

Nonattainment Area	Pollutant	Status ^{c/}	General Conformity Threshold ^{d/}	Emissions Changes for Cumulative Impacts (tons/year)									
				Alt. 1	Alt. 2	Alt. 3	Alt. 4	Alt. 6A	Alt. 5	Alt. 6 ^{b/}	Alt. 7	Alt. 6B	Alt. 8
				No Action	Engine Only	Class 8 Tractors	Engines & Classes 7-8 Tractors	15% below Preferred Alternative Stringency	Engines, Classes 7-8 Tractors, & Classes 2b-3	Engines, Tractors, & Trailers	Engines, Tractors, & Trailers	20% above Preferred Alternative Stringency	Accelerated Hybrid Adoption
Tioga County, PA	Ozone	Maintenance	100	0.00	-0.43	-2.21	-2.55	-2.55	-2.62	-2.67	-2.74	-2.87	-3.09
Toledo, OH	Ozone	Maintenance	100	0.00	-2.24	-19.36	-21.25	-21.23	-21.58	-21.88	-22.26	-23.14	-24.00
Toms River, NJ	CO	Maintenance	100	0.00	-0.16	-3.06	-3.23	-3.22	-3.24	-3.27	-3.30	-3.40	-3.41
Tooele County, UT	SO _x	Nonattainment	100	0.00	-1.25	-4.32	-5.25	-5.26	-5.45	-5.61	-5.79	-6.14	-6.82
Trenton, NJ	CO	Maintenance	100	0.00	-0.23	-2.92	-3.13	-3.13	-3.16	-3.20	-3.24	-3.35	-3.41
Trona, CA	PM ₁₀	Moderate	100	0.00	-1.36	-1.47	-2.42	-2.45	-2.65	-2.81	-2.99	-3.30	-4.14
Tucson, AZ	CO	Maintenance	100	0.00	-0.98	-30.54	-31.79	-31.70	-31.87	-32.07	-32.32	-33.19	-32.91
Utah County, UT	PM ₁₀	Moderate	100	0.00	-1.07	-15.49	-16.51	-16.48	-16.65	-16.82	-17.02	-17.58	-17.80
Vancouver, WA	CO	Maintenance	100	0.00	-0.72	-9.81	-10.49	-10.47	-10.59	-10.70	-10.83	-11.19	-11.36
Ventura County, CA	Ozone	Serious	50	0.00	-4.59	-29.02	-32.70	-32.69	-33.40	-34.00	-34.72	-36.30	-38.39
Vermillion County, IN	PM ₁₀	Maintenance	100	0.00	-0.32	-0.55	-0.78	-0.78	-0.83	-0.87	-0.91	-0.99	-1.18
Vigo County, IN	SO _x	Maintenance	100	0.00	-0.52	-4.71	-5.16	-5.15	-5.23	-5.30	-5.39	-5.60	-5.79
Wallula, WA	PM ₁₀	Maintenance	100	0.00	-0.08	-0.08	-0.13	-0.14	-0.15	-0.16	-0.17	-0.19	-0.23
Waltham, MA	CO	Maintenance	100	0.00	-0.39	-2.13	-2.44	-2.44	-2.50	-2.55	-2.61	-2.74	-2.93
Warren County, NJ	SO _x	Maintenance	100	0.00	-0.34	-1.44	-1.70	-1.70	-1.75	-1.80	-1.85	-1.95	-2.13
Warren County, PA	SO _x	Nonattainment	100	0.00	-0.03	-0.48	-0.50	-0.50	-0.51	-0.51	-0.52	-0.53	-0.53
Washington County (Hagerstown), MD	Ozone	Former Subpart 1	50	0.00	-0.86	-7.43	-8.15	-8.14	-8.28	-8.39	-8.54	-8.88	-9.21
Washington, DC-MD-VA	CO	Maintenance	100	0.00	-4.58	-371.43	-381.65	-380.42	-381.31	-382.92	-385.06	-394.11	-385.93
Washington, DC-MD-VA	Ozone	Moderate	50	0.00	-6.19	-373.07	-384.41	-383.21	-384.34	-386.14	-388.50	-397.91	-390.73
Washington, DC-MD-VA	PM _{2.5}	Nonattainment	100	0.00	-6.19	-373.07	-384.41	-383.21	-384.34	-386.14	-388.50	-397.91	-390.73
Washoe County, NV	PM ₁₀	Serious	70	0.00	-0.25	-7.73	-8.05	-8.03	-8.08	-8.13	-8.19	-8.41	-8.34
Waterford Township (Washington County), OH	SO _x	Maintenance	100	0.00	-0.18	-0.31	-0.45	-0.45	-0.48	-0.50	-0.52	-0.57	-0.68
Wayne County, IN	SO _x	Maintenance	100	0.00	-0.37	-2.66	-2.96	-2.96	-3.02	-3.07	-3.13	-3.26	-3.42
Wayne County, MI	PM ₁₀	Maintenance	100	0.00	-1.32	-3.47	-4.44	-4.45	-4.65	-4.81	-5.00	-5.34	-6.09
Weirton, WV	PM ₁₀	Maintenance	100	0.00	-0.30	-1.03	-1.26	-1.26	-1.30	-1.34	-1.38	-1.47	-1.63
Weirton, WV	SO _x	Maintenance	100	0.00	-0.40	-1.13	-1.42	-1.42	-1.49	-1.53	-1.59	-1.70	-1.92
Wheeling, WV-OH	Ozone	Maintenance	100	0.00	-0.93	-10.48	-11.31	-11.29	-11.43	-11.57	-11.73	-12.15	-12.43
Wheeling, WV-OH	PM _{2.5}	Nonattainment	100	0.00	-0.93	-10.48	-11.31	-11.29	-11.43	-11.57	-11.73	-12.15	-12.43
Winston-Salem, NC	CO	Maintenance	100	0.00	-0.88	-13.41	-14.27	-14.24	-14.38	-14.52	-14.69	-15.16	-15.33
Worcester, MA	CO	Maintenance	100	0.00	-0.27	-6.75	-7.06	-7.04	-7.09	-7.14	-7.20	-7.40	-7.38
Yakima County, WA	PM ₁₀	Maintenance	100	0.00	-0.26	-3.09	-3.32	-3.31	-3.35	-3.39	-3.44	-3.56	-3.63
Yakima, WA	CO	Maintenance	100	0.00	-0.24	-1.35	-1.53	-1.53	-1.57	-1.60	-1.64	-1.72	-1.83
York, PA	Ozone	Maintenance	100	0.00	-1.51	-25.39	-26.90	-26.84	-27.08	-27.33	-27.63	-28.49	-28.70
York, PA	PM _{2.5}	Nonattainment	100	0.00	-1.27	-25.15	-26.49	-26.43	-26.64	-26.85	-27.12	-27.93	-27.99
Youngstown-Warren-Sharon, OH-PA	Ozone	Maintenance	100	0.00	-1.54	-21.75	-23.21	-23.17	-23.41	-23.65	-23.94	-24.73	-25.07
Yuma, AZ	PM ₁₀	Moderate	100	0.00	-0.28	-5.74	-6.05	-6.03	-6.08	-6.13	-6.19	-6.37	-6.38

^{a/} Negative emissions changes indicate reductions; positive emissions changes are increases. Values of less than 0.005 tons/year are rounded to zero.

^{b/} Preferred Alternative

^{c/} Pollutants for which the area is designated nonattainment or maintenance as of 2010. Source: 40 CFR 81.

^{d/} Emissions thresholds in tons/year of: CO in CO maintenance and nonattainment areas; VOC or NO_x in ozone maintenance and nonattainment areas; primary PM_{2.5} in PM_{2.5} maintenance and nonattainment areas; primary PM₁₀ in PM₁₀ maintenance and nonattainment areas; and SO₂ in SO₂ maintenance and nonattainment areas. Source: 40 CFR § 93.153. These thresholds are provided for information only; a general conformity determination is not required for the proposed actions. (See section 3.3.1.)

Source: EPA (U.S. Environmental Protection Agency). 2010. The Green Book Nonattainment Areas. Washington, District of Columbia. Last Revised: June 16, 2010. U.S. Environmental Protection Agency. Available: <http://www.epa.gov/oaqps001/greenbk/>. Accessed: August 6, 2010.

Table D2-32 Emission Changes <u>a/</u> (for Cumulative Impacts) by Nonattainment Area with Alternative Standards for HD Vehicles Volatile Organic Compound (VOC) 2030													
Nonattainment Area	Pollutant	Status <u>c/</u>	General Conformity Threshold <u>d/</u>	Emissions Changes for Cumulative Impacts (tons/year)									
				Alt. 1	Alt. 2	Alt. 3	Alt. 4	Alt. 6A	Alt. 5	Alt. 6 <u>b/</u>	Alt. 7	Alt. 6B	Alt. 8
				No Action	Engine Only	Class 8 Tractors	Engines & Classes 7-8 Tractors	15% below Preferred Alternative Stringency	Engines, Classes 7-8 Tractors, & Classes 2b-3	Engines, Tractors, & Classes 2b-8	Engines, Tractors, & Trucks, & Trailers	20% above Preferred Alternative Stringency	Accelerated Hybrid Adoption
Addison Township (Gallia County), OH	SO _x	Maintenance	100	0.00	-0.19	-0.31	-0.45	-0.50	-0.54	-0.56	-0.57	-0.63	-0.82
Ajo (Pima County), AZ	PM ₁₀	Moderate	100	0.00	-1.22	-1.25	-2.16	-2.48	-2.74	-2.85	-2.94	-3.29	-4.60
Ajo (Pima County), AZ	SO _x	Maintenance	100	0.00	-3.79	-3.01	-5.82	-6.80	-7.60	-7.95	-8.22	-9.31	-13.40
Albany-Schenectady-Troy, NY	Ozone	Former Subpart 1	50	0.00	-2.80	-51.91	-54.68	-55.19	-55.75	-56.26	-56.66	-57.79	-59.46
Albuquerque, NM	CO	Maintenance	100	0.00	-2.48	-41.49	-43.88	-44.35	-44.85	-45.28	-45.61	-46.58	-48.18
Allegan County, MI	Ozone	Former Subpart 1	50	0.00	-2.27	-17.35	-19.25	-19.77	-20.24	-20.53	-20.75	-21.50	-23.53
Allentown-Bethlehem-Easton, PA	Ozone	Maintenance	100	0.00	-3.52	-43.93	-47.11	-47.84	-48.56	-49.10	-49.51	-50.79	-53.46
Altoona, PA	Ozone	Maintenance	100	0.00	-1.01	-7.45	-8.29	-8.52	-8.73	-8.86	-8.96	-9.29	-10.20
Amador and Calveras Counties (Central Mountain), CA	Ozone	Former Subpart 1	50	0.00	-2.73	-9.82	-11.95	-12.62	-13.20	-13.49	-13.71	-14.55	-17.29
Anchorage, AK	CO	Maintenance	100	0.00	-0.80	-6.04	-6.71	-6.89	-7.06	-7.16	-7.24	-7.50	-8.22
Anthony, NM	PM ₁₀	Moderate	100	0.00	-1.64	-1.65	-2.88	-3.30	-3.64	-3.80	-3.92	-4.39	-6.15
Armstrong County, PA	SO _x	Nonattainment	100	0.00	-0.21	-0.43	-0.59	-0.64	-0.69	-0.71	-0.72	-0.78	-1.00
Aspen, CO	PM ₁₀	Maintenance	100	0.00	-0.06	-0.59	-0.64	-0.65	-0.67	-0.68	-0.68	-0.70	-0.76
Atlanta, GA	Ozone	Moderate	50	0.00	-16.24	-1034.49	-1060.86	-1060.55	-1063.50	-1070.03	-1075.31	-1086.70	-1076.40
Atlanta, GA	PM _{2.5}	Nonattainment	100	0.00	-16.63	-1034.76	-1061.42	-1061.21	-1064.24	-1070.82	-1076.11	-1087.62	-1077.75
Atlantic City, NJ	CO	Maintenance	100	0.00	-0.21	-1.19	-1.36	-1.41	-1.45	-1.48	-1.50	-1.56	-1.76
Bakersfield, CA	CO	Maintenance	100	0.00	-2.25	-29.37	-31.43	-31.88	-32.35	-32.70	-32.96	-33.79	-35.48
Baltimore, MD	CO	Maintenance	100	0.00	-1.57	-211.32	-215.43	-214.91	-215.15	-216.33	-217.29	-219.12	-215.10
Baltimore, MD	Ozone	Moderate	50	0.00	-5.24	-213.83	-220.65	-221.08	-222.09	-223.61	-224.83	-227.71	-227.66
Baltimore, MD	PM _{2.5}	Nonattainment	100	0.00	-5.24	-213.83	-220.65	-221.08	-222.09	-223.61	-224.83	-227.71	-227.66
Baton Rouge, LA	Ozone	Moderate	50	0.00	-9.31	-59.96	-67.60	-69.76	-71.71	-72.84	-73.70	-76.72	-85.34
Beaumont-Port Arthur, TX	Ozone	Moderate	50	0.00	-10.67	-40.76	-49.13	-51.74	-53.98	-55.14	-56.02	-59.30	-69.95
Benton County, TN	SO _x	Maintenance	100	0.00	-0.27	-0.43	-0.63	-0.70	-0.76	-0.78	-0.80	-0.88	-1.16
Benton Harbor, MI	Ozone	Maintenance	100	0.00	-1.53	-19.43	-20.82	-21.14	-21.45	-21.69	-21.87	-22.43	-23.58
Benzie County, MI	Ozone	Maintenance	100	0.00	-0.66	-2.99	-3.51	-3.67	-3.81	-3.89	-3.94	-4.15	-4.79
Berkeley and Jefferson Counties, WV	Ozone	Maintenance	100	0.00	-1.65	-17.26	-18.71	-19.06	-19.41	-19.64	-19.82	-20.40	-21.75
Billings, MT	CO	Maintenance	100	0.00	-3.97	-8.20	-11.22	-12.22	-13.06	-13.46	-13.76	-14.93	-19.08
Birmingham, AL	Ozone	Maintenance	100	0.00	-2.78	-125.50	-129.29	-129.47	-130.00	-130.86	-131.56	-133.17	-132.81
Birmingham, AL	PM _{2.5}	Nonattainment	100	0.00	-2.78	-125.50	-129.29	-129.47	-130.00	-130.86	-131.56	-133.17	-132.81
Boise-Northern Ada County, ID	CO	Maintenance	100	0.00	-1.64	-47.19	-49.05	-49.28	-49.60	-49.98	-50.28	-51.06	-51.58
Boise-Northern Ada County, ID	PM ₁₀	Maintenance	100	0.00	-1.64	-47.19	-49.05	-49.28	-49.60	-49.98	-50.28	-51.06	-51.58
Bonner County (Sandpoint), ID	PM ₁₀	Moderate	100	0.00	-0.22	-1.36	-1.53	-1.59	-1.63	-1.66	-1.68	-1.75	-1.95
Boston, MA	CO	Maintenance	100	0.00	-2.21	-46.51	-48.77	-49.15	-49.59	-50.02	-50.35	-51.28	-52.45
Boston-Lawrence-Worcester (eastern MA), MA	Ozone	Moderate	50	0.00	-5.87	-298.66	-307.13	-307.35	-308.45	-310.44	-312.04	-315.67	-313.99
Boston-Manchester-Portsmouth (southeast NH), NH	Ozone	Moderate	50	0.00	-1.85	-47.83	-49.85	-50.12	-50.49	-50.89	-51.21	-52.04	-52.78
Boyd County (part), KY	SO _x	Maintenance	100	0.00	-0.86	-1.39	-2.03	-2.25	-2.43	-2.52	-2.58	-2.83	-3.74
Buffalo-Niagara Falls, NY	Ozone	Former Subpart 1	50	0.00	-1.83	-49.03	-51.06	-51.32	-51.68	-52.09	-52.41	-53.25	-53.93
Burlington, NJ	CO	Maintenance	100	0.00	-0.56	-0.90	-1.32	-1.46	-1.58	-1.64	-1.68	-1.84	-2.43
Butte, MT	PM ₁₀	Moderate	100	0.00	-0.17	-1.99	-2.13	-2.17	-2.20	-2.23	-2.25	-2.31	-2.44
Canon City, CO	PM ₁₀	Maintenance	100	0.00	-0.16	-1.52	-1.66	-1.69	-1.73	-1.75	-1.76	-1.82	-1.95
Canton-Massillon, OH	Ozone	Maintenance	100	0.00	-3.44	-46.45	-49.61	-50.31	-51.01	-51.55	-51.97	-53.24	-55.76
Canton-Massillon, OH	PM _{2.5}	Nonattainment	100	0.00	-3.44	-46.45	-49.61	-50.31	-51.01	-51.55	-51.97	-53.24	-55.76
Case County, MI	Ozone	Maintenance	100	0.00	-2.04	-5.95	-7.53	-8.03	-8.46	-8.68	-8.84	-9.45	-11.54

Table D2-32 Emission Changes <u>a/</u> (for Cumulative Impacts) by Nonattainment Area with Alternative Standards for HD Vehicles Volatile Organic Compound (VOC) 2030													
Nonattainment Area	Pollutant	Status <u>c/</u>	General Conformity Threshold <u>d/</u>	Emissions Changes for Cumulative Impacts (tons/year)									
				Alt. 1	Alt. 2	Alt. 3	Alt. 4	Alt. 6A	Alt. 5	Alt. 6 <u>b/</u>	Alt. 7	Alt. 6B	Alt. 8
				No Action	Engine Only	Class 8 Tractors	Engines & Classes 7-8 Tractors	15% below Preferred Alternative Stringency	Engines, Classes 7-8 Tractors, & Classes 2b-3	Engines, Tractors, & Classes 2b-8	Engines, Tractors, Trucks, & Trailers	20% above Preferred Alternative Stringency	Accelerated Hybrid Adoption
Center Township (Morgan County), OH	SO _x	Maintenance	100	0.00	-0.41	-0.35	-0.65	-0.75	-0.84	-0.88	-0.91	-1.02	-1.46
Central Steptoe Valley (White Pine County), NV	SO _x	Maintenance	100	0.00	-0.04	-0.23	-0.26	-0.27	-0.28	-0.29	-0.29	-0.31	-0.35
Charleston, WV	Ozone	Maintenance	100	0.00	-1.64	-51.90	-53.82	-54.02	-54.34	-54.74	-55.06	-55.86	-56.25
Charleston, WV	PM _{2.5}	Nonattainment	100	0.00	-1.64	-51.90	-53.82	-54.02	-54.34	-54.74	-55.06	-55.86	-56.25
Charlotte, NC	CO	Maintenance	100	0.00	-2.91	-58.31	-61.25	-61.76	-62.35	-62.90	-63.33	-64.53	-66.15
Charlotte-Gastonia-Rock Hill, NC-SC	Ozone	Moderate	50	0.00	-4.58	-132.13	-137.33	-137.95	-138.85	-139.91	-140.75	-142.92	-144.37
Chattanooga, TN-GA-AL	PM _{2.5}	Nonattainment	100	0.00	-4.28	-47.10	-50.89	-51.80	-52.68	-53.30	-53.77	-55.29	-58.72
Chattanooga, TN-GA	Ozone	Former Subpart 1	50	0.00	-3.96	-44.02	-47.53	-48.37	-49.18	-49.76	-50.20	-51.60	-54.76
Chicago-Gary-Lake County, IL-IN	Ozone	Moderate	50	0.00	-15.61	-1344.65	-1374.90	-1373.06	-1375.73	-1383.73	-1390.22	-1403.48	-1384.02
Chicago-Gary-Lake County, IL-IN	PM _{2.5}	Nonattainment	100	0.00	-15.75	-1344.75	-1375.11	-1373.31	-1376.00	-1384.02	-1390.51	-1403.82	-1384.52
Chico, CA	CO	Maintenance	100	0.00	-0.39	-17.83	-18.36	-18.38	-18.46	-18.58	-18.68	-18.90	-18.84
Chico, CA	Ozone	Former Subpart 1	50	0.00	-0.92	-18.19	-19.12	-19.28	-19.47	-19.64	-19.77	-20.15	-20.67
Cincinnati-Hamilton, OH-KY-IN	Ozone	Former Subpart 1	50	0.00	-5.42	-319.52	-327.96	-327.97	-328.96	-331.02	-332.67	-336.31	-333.57
Cincinnati-Hamilton, OH-KY-IN	PM _{2.5}	Nonattainment	100	0.00	-5.12	-319.32	-327.54	-327.47	-328.41	-330.44	-332.07	-335.62	-332.56
Clairton & 4 Boroughs, PA	PM ₁₀	Maintenance	100	0.00	-1.56	-1.69	-2.85	-3.25	-3.58	-3.73	-3.84	-4.29	-5.96
Clark County, NV	PM ₁₀	Serious	70	0.00	-1.35	-15.72	-16.93	-17.21	-17.49	-17.68	-17.84	-18.32	-19.37
Clarksville-Hopkinsville, TN-KY	Ozone	Maintenance	100	0.00	-2.25	-27.42	-29.45	-29.92	-30.38	-30.72	-30.98	-31.79	-33.52
Clearfield and Indiana Counties, PA	Ozone	Maintenance	100	0.00	-1.68	-24.05	-25.61	-25.94	-26.29	-26.55	-26.76	-27.39	-28.59
Cleveland, OH	CO	Maintenance	100	0.00	-2.44	-67.86	-70.59	-70.93	-71.42	-71.97	-72.40	-73.54	-74.37
Cleveland-Akron-Lorain, OH	Ozone	Maintenance	100	0.00	-6.42	-422.34	-432.95	-432.77	-433.93	-436.58	-438.72	-443.32	-438.88
Cleveland-Akron-Lorain, OH	PM _{2.5}	Nonattainment	100	0.00	-6.13	-422.14	-432.53	-432.28	-433.37	-436.00	-438.12	-442.63	-437.87
Coachella Valley, CA	PM ₁₀	Serious	70	0.00	-4.53	-29.53	-33.25	-34.30	-35.25	-35.80	-36.22	-37.69	-41.88
Colbert County, AL	SO _x	Maintenance	100	0.00	-0.60	-4.73	-5.23	-5.37	-5.49	-5.57	-5.63	-5.83	-6.36
Colorado Springs, CO	CO	Maintenance	100	0.00	-2.10	-32.62	-34.61	-35.02	-35.45	-35.80	-36.07	-36.87	-38.29
Columbia Falls, MT	PM ₁₀	Moderate	100	0.00	-0.32	-0.64	-0.89	-0.97	-1.04	-1.07	-1.09	-1.19	-1.53
Columbia, SC	Ozone	Former Subpart 1	50	0.00	-3.45	-59.70	-63.06	-63.70	-64.40	-65.00	-65.47	-66.84	-69.01
Columbus, OH	Ozone	Maintenance	100	0.00	-6.16	-292.95	-301.56	-301.88	-303.05	-305.04	-306.63	-310.30	-309.11
Columbus, OH	PM _{2.5}	Nonattainment	100	0.00	-4.79	-292.01	-299.60	-299.57	-300.44	-302.30	-303.81	-307.08	-304.40
Conewango Township (Warren County), PA	SO _x	Maintenance	100	0.00	-0.05	-0.27	-0.31	-0.32	-0.33	-0.34	-0.34	-0.36	-0.40
Coso Junction, CA	PM ₁₀	Moderate	100	0.00	-3.74	-2.58	-5.34	-6.31	-7.10	-7.45	-7.71	-8.78	-12.83
Cuyahoga County, OH	PM ₁₀	Maintenance	100	0.00	-2.68	-122.42	-126.10	-126.26	-126.77	-127.61	-128.29	-129.85	-129.46
Cuyahoga County, OH	SO _x	Maintenance	100	0.00	-2.30	-122.16	-125.56	-125.62	-126.05	-126.86	-127.51	-128.96	-128.17
Dallas-Fort Worth, TX	Ozone	Moderate	50	0.00	-12.27	-323.66	-337.17	-338.95	-341.39	-344.09	-346.21	-351.80	-356.50
Dayton-Springfield, OH	Ozone	Maintenance	100	0.00	-3.20	-131.32	-135.50	-135.76	-136.38	-137.31	-138.05	-139.82	-139.77
Dayton-Springfield, OH	PM _{2.5}	Nonattainment	100	0.00	-2.92	-131.13	-135.10	-135.29	-135.84	-136.75	-137.48	-139.16	-138.80
Denver Metro, CO	PM ₁₀	Maintenance	100	0.00	-6.30	-153.55	-160.30	-161.28	-162.54	-163.86	-164.90	-167.69	-170.45
Denver-Boulder, CO	CO	Maintenance	100	0.00	-5.56	-145.74	-151.85	-152.66	-153.77	-154.98	-155.94	-158.47	-160.63
Denver-Boulder-Greeley-Fort Collins-Loveland, CO	Ozone	Former Subpart 1	50	0.00	-7.01	-193.41	-201.24	-202.22	-203.62	-205.20	-206.45	-209.70	-212.15
Detroit, MI	CO	Maintenance	100	0.00	-5.37	-170.16	-176.48	-177.13	-178.19	-179.51	-180.55	-183.19	-184.47
Detroit-Ann Arbor, MI	Ozone	Maintenance	100	0.00	-12.78	-1009.23	-1032.71	-1031.60	-1033.83	-1039.93	-1044.87	-1055.12	-1041.69
Detroit-Ann Arbor, MI	PM _{2.5}	Nonattainment	100	0.00	-12.36	-1008.94	-1032.11	-1030.90	-1033.04	-1039.10	-1044.01	-1054.14	-1040.26
Door County, WI	Ozone	Former Subpart 1	50	0.00	-0.06	-3.66	-3.76	-3.76	-3.77	-3.79	-3.81	-3.85	-3.82
Douglas (Cochise County), AZ	PM ₁₀	Moderate	100	0.00	-0.32	-5.46	-5.77	-5.82	-5.89	-5.94	-5.99	-6.11	-6.31

Table D2-32 Emission Changes Δ (for Cumulative Impacts) by Nonattainment Area with Alternative Standards for HD Vehicles Volatile Organic Compound (VOC) 2030													
Nonattainment Area	Pollutant	Status $c/$	General Conformity Threshold $d/$	Emissions Changes for Cumulative Impacts (tons/year)									
				Alt. 1	Alt. 2	Alt. 3	Alt. 4	Alt. 6A	Alt. 5	Alt. 6 $b/$	Alt. 7	Alt. 6B	Alt. 8
				No Action	Engine Only	Class 8 Tractors	Engines & Classes 7-8 Tractors	15% below Preferred Alternative Stringency	Engines, Classes 7-8 Tractors, & Classes 2b-3	Engines, Tractors, & Classes 2b-8	Engines, Tractors, Trucks, & Trailers	20% above Preferred Alternative Stringency	Accelerated Hybrid Adoption
Douglas (Cochise County), AZ	SO _x	Maintenance	100	0.00	-0.32	-5.46	-5.77	-5.82	-5.89	-5.94	-5.99	-6.11	-6.31
Duluth, MN	CO	Maintenance	100	0.00	-0.84	-6.90	-7.61	-7.80	-7.98	-8.08	-8.17	-8.45	-9.19
Eagle River, AK	PM ₁₀	Moderate	100	0.00	-0.78	-0.87	-1.45	-1.64	-1.81	-1.88	-1.94	-2.16	-3.00
East Chicago, IN	CO	Maintenance	100	0.00	-1.04	-16.11	-17.09	-17.29	-17.51	-17.68	-17.82	-18.22	-18.92
East Chicago, IN	PM ₁₀	Maintenance	100	0.00	-5.92	-19.44	-24.04	-25.49	-26.74	-27.37	-27.84	-29.64	-35.63
East Helena Area (Lewis and Clark County), MT	SO _x	Nonattainment	100	0.00	-0.18	-0.21	-0.34	-0.38	-0.42	-0.44	-0.45	-0.50	-0.69
El Paso County, TX	PM ₁₀	Moderate	100	0.00	-2.26	-18.62	-20.53	-21.04	-21.51	-21.80	-22.03	-22.78	-24.76
El Paso, TX	CO	Maintenance	100	0.00	-0.90	-1.70	-2.38	-2.61	-2.80	-2.89	-2.96	-3.22	-4.17
Erie, PA	Ozone	Maintenance	100	0.00	-0.73	-20.80	-21.63	-21.73	-21.87	-22.04	-22.17	-22.51	-22.75
Essex County (Whiteface Mountain), NY	Ozone	Former Subpart 1	50	0.00	-0.22	-0.25	-0.42	-0.47	-0.52	-0.54	-0.56	-0.62	-0.85
Eugene-Springfield, OR	CO	Maintenance	100	0.00	-1.00	-29.04	-30.18	-30.31	-30.51	-30.74	-30.92	-31.40	-31.70
Eugene-Springfield, OR	PM ₁₀	Moderate	100	0.00	-1.00	-29.04	-30.18	-30.31	-30.51	-30.74	-30.92	-31.40	-31.70
Evansville, IN	Ozone	Maintenance	100	0.00	-1.94	-57.00	-59.22	-59.47	-59.86	-60.31	-60.67	-61.59	-62.17
Evansville, IN	PM _{2.5}	Nonattainment	100	0.00	-2.66	-57.50	-60.25	-60.69	-61.23	-61.75	-62.16	-63.29	-64.66
Fairbanks, AK	CO	Maintenance	100	0.00	-0.20	-1.32	-1.49	-1.54	-1.58	-1.61	-1.63	-1.69	-1.88
Fayetteville, NC	Ozone	Former Subpart 1	50	0.00	-1.18	-21.20	-22.36	-22.58	-22.82	-23.03	-23.19	-23.66	-24.39
Flathead County; Whitefish and vicinity, MT	PM ₁₀	Moderate	100	0.00	-0.32	-0.77	-1.02	-1.10	-1.17	-1.20	-1.22	-1.32	-1.66
Flint, MI	Ozone	Maintenance	100	0.00	-3.89	-56.88	-60.53	-61.29	-62.09	-62.72	-63.21	-64.68	-67.42
Follansbee, WV	PM ₁₀	Maintenance	100	0.00	-0.35	-0.29	-0.55	-0.64	-0.71	-0.75	-0.77	-0.87	-1.25
Fort Collins, CO	CO	Maintenance	100	0.00	-0.60	-10.95	-11.55	-11.66	-11.78	-11.89	-11.97	-12.22	-12.58
Fort Hall Reservation, ID	PM ₁₀	Moderate	100	0.00	-0.21	-0.19	-0.34	-0.40	-0.44	-0.46	-0.48	-0.54	-0.76
Fort Wayne, IN	Ozone	Maintenance	100	0.00	-2.68	-34.36	-36.79	-37.34	-37.89	-38.30	-38.62	-39.60	-41.62
Franklin County, PA	Ozone	Maintenance	100	0.00	-1.75	-17.00	-18.52	-18.90	-19.27	-19.51	-19.69	-20.30	-21.77
Franklin Township (Coshocton County), OH	SO _x	Maintenance	100	0.00	-0.38	-0.33	-0.62	-0.72	-0.80	-0.83	-0.86	-0.97	-1.39
Frederick County, VA	Ozone	Former Subpart 1	50	0.00	-1.49	-11.52	-12.77	-13.11	-13.42	-13.61	-13.76	-14.26	-15.59
Fredericksburg, VA	Ozone	Maintenance	100	0.00	-1.98	-21.58	-23.33	-23.75	-24.16	-24.45	-24.67	-25.37	-26.96
Freehold, NJ	CO	Maintenance	100	0.00	-0.44	-0.74	-1.07	-1.18	-1.28	-1.32	-1.35	-1.48	-1.95
Fresno, CA	CO	Maintenance	100	0.00	-1.06	-34.80	-36.07	-36.19	-36.40	-36.67	-36.88	-37.41	-37.63
Grand Rapids, MI	Ozone	Maintenance	100	0.00	-2.58	-88.90	-92.03	-92.32	-92.82	-93.49	-94.02	-95.33	-95.75
Granite City, Nameoki Townships, IL	PM ₁₀	Maintenance	100	0.00	-0.88	-4.26	-4.96	-5.17	-5.35	-5.45	-5.53	-5.80	-6.66
Grant County, NM	SO _x	Maintenance	100	0.00	-0.24	-0.36	-0.54	-0.60	-0.65	-0.68	-0.69	-0.76	-1.01
Grants Pass, OR	CO	Maintenance	100	0.00	-0.25	-2.44	-2.65	-2.71	-2.76	-2.79	-2.82	-2.90	-3.11
Grants Pass, OR	PM ₁₀	Maintenance	100	0.00	-0.25	-2.44	-2.65	-2.71	-2.76	-2.79	-2.82	-2.90	-3.11
Great Falls, MT	CO	Maintenance	100	0.00	-0.28	-1.64	-1.86	-1.92	-1.98	-2.02	-2.04	-2.13	-2.39
Greater Connecticut, CT	Ozone	Moderate	50	0.00	-6.60	-62.97	-68.68	-70.12	-71.49	-72.40	-73.09	-75.37	-80.93
Greeley, CO	CO	Maintenance	100	0.00	-0.96	-9.33	-10.17	-10.38	-10.58	-10.71	-10.81	-11.14	-11.95
Green Bay, WI	SO _x	Maintenance	100	0.00	-0.42	-9.65	-10.09	-10.16	-10.24	-10.32	-10.39	-10.57	-10.77
Greene County, IN	Ozone	Maintenance	100	0.00	-1.52	-5.40	-6.58	-6.96	-7.28	-7.44	-7.57	-8.03	-9.56
Greene County, PA	Ozone	Maintenance	100	0.00	-1.25	-3.73	-4.70	-5.01	-5.27	-5.40	-5.50	-5.88	-7.16
Greensboro-Winston Salem-High Point, NC	Ozone	Marginal	50	0.00	-4.49	-180.19	-186.00	-186.38	-187.25	-188.54	-189.57	-192.02	-192.06
Greensboro-Winston salem-High Point, NC	PM _{2.5}	Nonattainment	100	0.00	-2.87	-179.09	-183.70	-183.66	-184.18	-185.32	-186.24	-188.23	-186.51
Greenville-Spartanburg-Anderson, SC	Ozone	Former Subpart 1	50	0.00	-5.60	-81.63	-86.87	-87.97	-89.12	-90.03	-90.73	-92.85	-96.79
Groveland Township (Tazewell County), IL	SO _x	Maintenance	100	0.00	-0.14	-2.16	-2.30	-2.32	-2.35	-2.38	-2.39	-2.45	-2.55

Table D2-32 Emission Changes <u>a</u> / (for Cumulative Impacts) by Nonattainment Area with Alternative Standards for HD Vehicles Volatile Organic Compound (VOC) 2030													
Nonattainment Area	Pollutant	Status <u>c</u> /	General Conformity Threshold <u>d</u> /	Emissions Changes for Cumulative Impacts (tons/year)									
				Alt. 1	Alt. 2	Alt. 3	Alt. 4	Alt. 6A	Alt. 5	Alt. 6 <u>b</u> /	Alt. 7	Alt. 6B	Alt. 8
				No Action	Engine Only	Class 8 Tractors	Engines & Classes 7–8 Tractors	15% below Preferred Alternative Stringency	Engines, Classes 7–8 Tractors, & Classes 2b–3	Engines, Tractors, & Classes 2b–8	Engines, Tractors, Trucks, & Trailers	20% above Preferred Alternative Stringency	Accelerated Hybrid Adoption
Hancock-Knox-Lincoln-Waldo Counties, ME	Ozone	Maintenance	100	0.00	-0.48	-9.25	-9.73	-9.81	-9.91	-10.00	-10.07	-10.26	-10.53
Harrisburg-Lebanon-Carlisle, PA	Ozone	Maintenance	100	0.00	-3.51	-169.61	-174.55	-174.71	-175.38	-176.52	-177.44	-179.55	-178.79
Harrisburg-Lebanon-Carlisle, PA	PM _{2.5}	Nonattainment	100	0.00	-3.50	-169.60	-174.53	-174.70	-175.36	-176.50	-177.42	-179.53	-178.75
Hartford-New Britain-Middletown, CT	CO	Maintenance	100	0.00	-3.37	-42.62	-45.68	-46.37	-47.06	-47.58	-47.97	-49.20	-51.75
Hayden (Pinal County), AZ	SO _x	Nonattainment	100	0.00	-0.46	-1.00	-1.34	-1.46	-1.55	-1.60	-1.63	-1.77	-2.24
Hayden/Miami, AZ	PM ₁₀	Moderate	100	0.00	-0.46	-2.70	-3.08	-3.19	-3.29	-3.34	-3.38	-3.53	-3.97
Haywood and Swain Counties (Great Smoky Mountain NP), NC	Ozone	Maintenance	100	0.00	-1.08	-1.20	-2.01	-2.28	-2.51	-2.62	-2.69	-3.00	-4.16
Hazelwood, PA	SO _x	Maintenance	100	0.00	-1.57	-2.93	-4.12	-4.51	-4.84	-5.00	-5.11	-5.57	-7.22
Hickory, NC	PM _{2.5}	Nonattainment	100	0.00	-0.78	-12.48	-13.23	-13.38	-13.54	-13.67	-13.78	-14.08	-14.60
Hickory-Morgantown-Lenoir, NC	Ozone	Former Subpart 1	50	0.00	-0.88	-21.90	-22.85	-22.98	-23.16	-23.34	-23.49	-23.88	-24.25
Hollis Township, IL	SO _x	Maintenance	100	0.00	-0.24	-0.38	-0.56	-0.62	-0.68	-0.70	-0.72	-0.79	-1.04
Houston-Galveston-Brazoria, TX	Ozone	Severe	25	0.00	-42.01	-330.11	-365.44	-374.96	-383.70	-389.10	-393.24	-407.25	-444.54
Humphreys County, TN	SO _x	Maintenance	100	0.00	-0.27	-0.91	-1.12	-1.19	-1.24	-1.27	-1.29	-1.38	-1.65
Huntington-Ashland, WV-KY-OH	PM _{2.5}	Nonattainment	100	0.00	-6.16	-29.08	-33.99	-35.47	-36.76	-37.46	-37.99	-39.91	-45.91
Huntington-Ashland, WV-KY	Ozone	Maintenance	100	0.00	-5.28	-16.47	-20.56	-21.87	-22.98	-23.54	-23.96	-25.55	-30.92
Huron County, MI	Ozone	Maintenance	100	0.00	-0.26	-3.12	-3.35	-3.41	-3.46	-3.50	-3.53	-3.62	-3.82
Imperial County, CA	Ozone	Moderate	50	0.00	-3.67	-18.32	-21.26	-22.13	-22.90	-23.32	-23.64	-24.79	-28.33
Imperial Valley, CA	PM ₁₀	Serious	70	0.00	-3.24	-17.69	-20.30	-21.07	-21.75	-22.13	-22.42	-23.45	-26.54
Indian Wells, CA	PM ₁₀	Maintenance	100	0.00	-3.03	-4.10	-6.37	-7.15	-7.79	-8.08	-8.30	-9.18	-12.41
Indianapolis, IN	CO	Maintenance	100	0.00	-3.00	-311.93	-318.50	-317.91	-318.39	-320.19	-321.66	-324.56	-319.36
Indianapolis, IN	Ozone	Maintenance	100	0.00	-6.86	-314.58	-324.00	-324.41	-325.71	-327.87	-329.60	-333.61	-332.60
Indianapolis, IN	PM _{2.5}	Nonattainment	100	0.00	-5.41	-313.58	-321.93	-321.97	-322.96	-324.99	-326.62	-330.21	-327.63
Jackson County, IN	Ozone	Maintenance	100	0.00	-1.51	-10.23	-11.48	-11.83	-12.14	-12.33	-12.47	-12.96	-14.34
Jamestown, NY	Ozone	Former Subpart 1	50	0.00	-1.58	-14.13	-15.48	-15.83	-16.16	-16.38	-16.54	-17.08	-18.43
Jefferson County, NY	Ozone	Moderate	50	0.00	-0.44	-8.76	-9.21	-9.28	-9.37	-9.46	-9.52	-9.70	-9.95
Jefferson County, OH	PM ₁₀	Maintenance	100	0.00	-0.35	-0.84	-1.10	-1.19	-1.27	-1.30	-1.33	-1.43	-1.80
Johnson City-Kingsport-Bristol, TN	Ozone	Former Subpart 1	50	0.00	-2.84	-19.46	-21.80	-22.46	-23.05	-23.40	-23.67	-24.60	-27.20
Johnstown, PA	Ozone	Maintenance	100	0.00	-1.73	-12.86	-14.30	-14.70	-15.06	-15.28	-15.44	-16.02	-17.57
Johnstown, PA	PM _{2.5}	Nonattainment	100	0.00	-1.73	-12.86	-14.30	-14.70	-15.06	-15.28	-15.44	-16.02	-17.57
Juneau, AK	PM ₁₀	Moderate	100	0.00	-0.14	-0.60	-0.72	-0.75	-0.78	-0.80	-0.81	-0.86	-1.00
Kalamazoo-Battle Creek, MI	Ozone	Maintenance	100	0.00	-3.05	-54.86	-57.86	-58.41	-59.03	-59.57	-60.00	-61.22	-63.08
Kalispell, MT	PM ₁₀	Moderate	100	0.00	-0.33	-2.46	-2.74	-2.81	-2.88	-2.92	-2.95	-3.06	-3.36
Kent and Queen Annes Counties, MD	Ozone	Maintenance	100	0.00	-1.58	-6.84	-8.09	-8.47	-8.80	-8.98	-9.11	-9.60	-11.16
Kent, WA	PM ₁₀	Maintenance	100	0.00	-2.90	-3.82	-5.99	-6.73	-7.34	-7.62	-7.83	-8.67	-11.76
Kern County (Eastern Kern), CA	Ozone	Former Subpart 1	50	0.00	-10.85	-12.47	-20.58	-23.35	-25.65	-26.68	-27.46	-30.59	-42.21
Kewaunee County, WI	Ozone	Maintenance	100	0.00	-0.49	-2.79	-3.18	-3.30	-3.40	-3.46	-3.50	-3.66	-4.12
King County, WA	PM ₁₀	Maintenance	100	0.00	-2.90	-2.72	-4.87	-5.62	-6.23	-6.50	-6.71	-7.54	-10.66
Klamath Falls, OR	CO	Maintenance	100	0.00	-0.31	-6.52	-6.84	-6.89	-6.95	-7.01	-7.06	-7.19	-7.35
Klamath Falls, OR	PM ₁₀	Maintenance	100	0.00	-0.31	-6.52	-6.84	-6.89	-6.95	-7.01	-7.06	-7.19	-7.35
Knoxville, TN	Ozone	Former Subpart 1	50	0.00	-6.30	-212.23	-219.81	-220.52	-221.75	-223.36	-224.64	-227.81	-228.96
Knoxville, TN	PM _{2.5}	Nonattainment	100	0.00	-5.65	-211.79	-218.89	-219.43	-220.53	-222.08	-223.31	-226.30	-226.76
La Porte County, IN	SO _x	Maintenance	100	0.00	-1.07	-5.40	-6.26	-6.51	-6.74	-6.86	-6.95	-7.29	-8.33
LaGrande, OR	PM ₁₀	Maintenance	100	0.00	-0.15	-1.04	-1.17	-1.20	-1.23	-1.25	-1.26	-1.31	-1.45

Table D2-32 Emission Changes <u>a</u> / (for Cumulative Impacts) by Nonattainment Area with Alternative Standards for HD Vehicles Volatile Organic Compound (VOC) 2030													
Nonattainment Area	Pollutant	Status <u>c</u> /	General Conformity Threshold <u>d</u> /	Emissions Changes for Cumulative Impacts (tons/year)									
				Alt. 1	Alt. 2	Alt. 3	Alt. 4	Alt. 6A	Alt. 5	Alt. 6 <u>b</u> /	Alt. 7	Alt. 6B	Alt. 8
				No Action	Engine Only	Class 8 Tractors	Engines & Classes 7-8 Tractors	15% below Preferred Alternative Stringency	Engines, Classes 7-8 Tractors, & Classes 2b-3	Engines, Tractors, & Classes 2b-8	Engines, Tractors, Trucks, & Trailers	20% above Preferred Alternative Stringency	Accelerated Hybrid Adoption
Lake County, IN	SO _x	Maintenance	100	0.00	-3.92	-25.29	-28.51	-29.42	-30.24	-30.72	-31.08	-32.35	-35.99
Lake County, OH	SO _x	Maintenance	100	0.00	-0.13	-3.07	-3.21	-3.23	-3.26	-3.28	-3.30	-3.36	-3.42
Lake County, OR	PM ₁₀	Maintenance	100	0.00	-0.06	-0.44	-0.49	-0.51	-0.52	-0.53	-0.53	-0.56	-0.61
Lake Tahoe North Shore, CA	CO	Maintenance	100	0.00	-0.82	-1.66	-2.28	-2.49	-2.66	-2.74	-2.80	-3.05	-3.90
Lake Tahoe South Shore, CA	CO	Maintenance	100	0.00	-0.39	-3.03	-3.36	-3.45	-3.53	-3.58	-3.62	-3.75	-4.10
Lake Tahoe, NV	CO	Maintenance	100	0.00	-0.81	-1.28	-1.89	-2.10	-2.27	-2.35	-2.41	-2.65	-3.51
Lamar, CO	PM ₁₀	Maintenance	100	0.00	-0.12	-0.72	-0.82	-0.85	-0.88	-0.89	-0.90	-0.94	-1.06
Lame Deer, MT	PM ₁₀	Moderate	100	0.00	-0.06	-0.20	-0.24	-0.26	-0.27	-0.28	-0.28	-0.30	-0.36
Lancaster, PA	Ozone	Maintenance	100	0.00	-2.72	-68.88	-71.83	-72.24	-72.78	-73.36	-73.82	-75.04	-76.16
Lancaster, PA	PM _{2.5}	Nonattainment	100	0.00	-2.72	-68.88	-71.83	-72.24	-72.78	-73.36	-73.82	-75.04	-76.16
Lane County, OR	PM ₁₀	Moderate	100	0.00	-0.87	-0.68	-1.33	-1.55	-1.73	-1.81	-1.88	-2.12	-3.06
Lansing-East Lansing, MI	Ozone	Maintenance	100	0.00	-2.07	-51.67	-53.91	-54.22	-54.63	-55.07	-55.42	-56.34	-57.22
LaPorte, IN	Ozone	Maintenance	100	0.00	-1.56	-14.09	-15.43	-15.77	-16.10	-16.30	-16.47	-17.00	-18.33
Las Vegas, NV	CO	Serious	100	0.00	-1.41	-30.78	-32.24	-32.47	-32.76	-33.04	-33.26	-33.86	-34.57
Las Vegas, NV	Ozone	Former Subpart 1	50	0.00	-3.04	-31.89	-34.55	-35.21	-35.84	-36.26	-36.60	-37.66	-40.14
Lauderdale County, AL	SO _x	Maintenance	100	0.00	-1.07	-7.07	-7.95	-8.20	-8.42	-8.55	-8.65	-9.00	-9.98
Laurel Area (Yellowstone County), MT	SO _x	Nonattainment	100	0.00	-0.37	-0.38	-0.65	-0.75	-0.82	-0.86	-0.88	-0.99	-1.38
Libby, MT	PM ₁₀	Moderate	100	0.00	-0.04	-0.82	-0.87	-0.87	-0.88	-0.89	-0.90	-0.91	-0.94
Libby, MT	PM _{2.5}	Nonattainment	100	0.00	-0.04	-0.82	-0.87	-0.87	-0.88	-0.89	-0.90	-0.91	-0.94
Liberty-Clairton, PA	PM _{2.5}	Nonattainment	100	0.00	-1.56	-1.69	-2.85	-3.25	-3.58	-3.73	-3.84	-4.29	-5.96
Lima, OH	Ozone	Maintenance	100	0.00	-2.06	-11.92	-13.59	-14.07	-14.50	-14.74	-14.93	-15.59	-17.53
Longmont, CO	CO	Maintenance	100	0.00	-1.62	-6.36	-7.64	-8.03	-8.37	-8.55	-8.68	-9.18	-10.80
Lorain County, OH	SO _x	Maintenance	100	0.00	-0.26	-3.73	-3.97	-4.03	-4.08	-4.12	-4.15	-4.25	-4.43
Los Angeles South Coast Air Basin, CA	CO	Maintenance	100	0.00	-33.54	-2871.70	-2936.45	-2932.58	-2938.32	-2955.43	-2969.29	-2997.67	-2956.35
Los Angeles South Coast Air Basin, CA	NO _x	Maintenance	100	0.00	-33.54	-2871.70	-2936.45	-2932.58	-2938.32	-2955.43	-2969.29	-2997.67	-2956.35
Los Angeles South Coast Air Basin, CA	Ozone	Extreme	10	0.00	-33.54	-2871.70	-2936.45	-2932.58	-2938.32	-2955.43	-2969.29	-2997.67	-2956.35
Los Angeles South Coast Air Basin, CA	PM ₁₀	Serious	70	0.00	-33.54	-2871.70	-2936.45	-2932.58	-2938.32	-2955.43	-2969.29	-2997.67	-2956.35
Los Angeles South Coast Air Basin, CA	PM _{2.5}	Nonattainment	100	0.00	-33.54	-2871.70	-2936.45	-2932.58	-2938.32	-2955.43	-2969.29	-2997.67	-2956.35
Los Angeles-San Bernardino Counties (western Mohave), CA	Ozone	Moderate	50	0.00	-11.12	-35.18	-43.80	-46.55	-48.89	-50.06	-50.94	-54.31	-65.60
Louisville, KY-IN	Ozone	Maintenance	100	0.00	-3.54	-221.28	-226.97	-226.92	-227.57	-228.97	-230.10	-232.56	-230.43
Louisville, KY-IN	PM _{2.5}	Nonattainment	100	0.00	-3.38	-221.17	-226.74	-226.65	-227.27	-228.66	-229.78	-232.19	-229.89
Lowell, MA	CO	Maintenance	100	0.00	-0.86	-7.02	-7.75	-7.94	-8.12	-8.24	-8.32	-8.61	-9.37
Lucas County, OH	SO _x	Maintenance	100	0.00	-1.06	-22.46	-23.55	-23.73	-23.95	-24.15	-24.31	-24.76	-25.32
Lyons Township, IL	PM ₁₀	Maintenance	100	0.00	-3.44	-7.97	-10.60	-11.46	-12.19	-12.54	-12.80	-13.82	-17.39
Macon, GA	Ozone	Maintenance	100	0.00	-1.65	-21.62	-23.13	-23.47	-23.81	-24.06	-24.26	-24.86	-26.09
Macon, GA	PM _{2.5}	Nonattainment	100	0.00	-1.65	-21.62	-23.13	-23.47	-23.81	-24.06	-24.26	-24.86	-26.09
Madison and Page Counties (Shenandoah NP), VA	Ozone	Maintenance	100	0.00	-0.41	-0.47	-0.78	-0.88	-0.97	-1.01	-1.04	-1.16	-1.60
Madison, WI	SO _x	Maintenance	100	0.00	-0.66	-22.32	-23.12	-23.19	-23.32	-23.49	-23.63	-23.96	-24.08
Mammoth Lake, CA	PM ₁₀	Moderate	100	0.00	-0.21	-0.89	-1.06	-1.11	-1.15	-1.18	-1.19	-1.26	-1.46
Manchester, NH	CO	Maintenance	100	0.00	-0.40	-5.08	-5.44	-5.53	-5.61	-5.67	-5.72	-5.86	-6.17
Manitowoc County, WI	Ozone	Former Subpart 1	50	0.00	-0.69	-13.19	-13.87	-14.00	-14.13	-14.26	-14.36	-14.64	-15.04
Marion County, IN	SO _x	Maintenance	100	0.00	-1.98	-22.93	-24.70	-25.11	-25.52	-25.81	-26.03	-26.74	-28.30
Mariposa and Tuolumne Counties (Southern Mountain), CA	Ozone	Former Subpart 1	50	0.00	-1.33	-5.75	-6.80	-7.12	-7.40	-7.55	-7.66	-8.08	-9.39

Table D2-32 Emission Changes <u>a/</u> (for Cumulative Impacts) by Nonattainment Area with Alternative Standards for HD Vehicles Volatile Organic Compound (VOC) 2030													
Nonattainment Area	Pollutant	Status <u>c/</u>	General Conformity Threshold <u>d/</u>	Emissions Changes for Cumulative Impacts (tons/year)									
				Alt. 1	Alt. 2	Alt. 3	Alt. 4	Alt. 6A	Alt. 5	Alt. 6 <u>b/</u>	Alt. 7	Alt. 6B	Alt. 8
				No Action	Engine Only	Class 8 Tractors	Engines & Classes 7-8 Tractors	15% below Preferred Alternative Stringency	Engines, Classes 7-8 Tractors, & Classes 2b-3	Engines, Tractors, & Classes 2b-8	Engines, Tractors, Trucks, & Trailers	20% above Preferred Alternative Stringency	Accelerated Hybrid Adoption
Martinsburg, WV-Hagerstown, MD	PM _{2.5}	Nonattainment	100	0.00	-2.40	-25.78	-27.90	-28.41	-28.91	-29.25	-29.51	-30.36	-32.30
Mason County, MI	Ozone	Maintenance	100	0.00	-0.47	-3.11	-3.50	-3.61	-3.70	-3.76	-3.80	-3.96	-4.38
Medford, OR	CO	Maintenance	100	0.00	-0.14	-5.37	-5.55	-5.56	-5.59	-5.63	-5.66	-5.74	-5.75
Medford-Ashland, OR	PM ₁₀	Maintenance	100	0.00	-0.18	-12.71	-13.02	-13.01	-13.04	-13.12	-13.18	-13.32	-13.17
Memphis, TN-AR	Ozone	Maintenance	100	0.00	-4.41	-81.97	-86.33	-87.12	-88.02	-88.82	-89.44	-91.22	-93.85
Memphis, TN	CO	Maintenance	100	0.00	-3.74	-74.77	-78.54	-79.19	-79.95	-80.65	-81.20	-82.75	-84.82
Miami (Gila County), AZ	SO _x	Maintenance	100	0.00	-0.46	-1.99	-2.35	-2.47	-2.56	-2.61	-2.65	-2.79	-3.25
Millinocket AQCR 109, ME	SO _x	Maintenance	100	0.00	-0.28	-0.65	-0.86	-0.93	-0.99	-1.02	-1.04	-1.12	-1.41
Milwaukee, WI	SO _x	Maintenance	100	0.00	-1.66	-35.05	-36.75	-37.03	-37.37	-37.69	-37.94	-38.64	-39.52
Milwaukee-Racine, WI	Ozone	Moderate	50	0.00	-3.43	-140.01	-144.48	-144.76	-145.42	-146.42	-147.21	-149.10	-149.06
Minneapolis-St Paul, MN	CO	Maintenance	100	0.00	-11.79	-465.43	-480.56	-481.59	-483.87	-487.21	-489.88	-496.27	-496.57
Minneapolis-St Paul, MN	SO _x	Maintenance	100	0.00	-7.94	-462.80	-475.09	-475.12	-476.58	-479.57	-481.97	-487.26	-483.39
Missoula, MT	CO	Maintenance	100	0.00	-0.63	-9.71	-10.30	-10.42	-10.55	-10.66	-10.74	-10.98	-11.41
Missoula, MT	PM ₁₀	Moderate	100	0.00	-0.63	-9.71	-10.30	-10.42	-10.55	-10.66	-10.74	-10.98	-11.41
Modesto, CA	CO	Maintenance	100	0.00	-0.83	-19.73	-20.62	-20.74	-20.91	-21.08	-21.22	-21.58	-21.95
Mohave County, AZ	PM ₁₀	Maintenance	100	0.00	-1.71	-9.86	-11.24	-11.64	-12.00	-12.20	-12.35	-12.90	-14.51
Mono Basin, CA	PM ₁₀	Moderate	100	0.00	-0.27	-0.30	-0.50	-0.57	-0.62	-0.65	-0.67	-0.75	-1.04
Morenci (Greenlee County), AZ	SO _x	Maintenance	100	0.00	-0.06	-0.23	-0.28	-0.29	-0.31	-0.31	-0.32	-0.34	-0.40
Morristown, NJ	CO	Maintenance	100	0.00	-0.40	-1.28	-1.59	-1.69	-1.77	-1.81	-1.85	-1.97	-2.37
Muhlenberg County, KY	SO _x	Maintenance	100	0.00	-1.17	-3.13	-4.02	-4.32	-4.56	-4.68	-4.77	-5.12	-6.32
Muncie, IN	Ozone	Maintenance	100	0.00	-1.94	-11.97	-13.56	-14.01	-14.42	-14.65	-14.83	-15.46	-17.27
Murray County (Chattahoochee NF), GA	Ozone	Maintenance	100	0.00	-0.43	-0.68	-1.00	-1.11	-1.20	-1.25	-1.28	-1.40	-1.86
Muscatine County, IA	SO _x	Maintenance	100	0.00	-0.28	-1.88	-2.11	-2.18	-2.23	-2.27	-2.29	-2.39	-2.65
Muskegon, MI	Ozone	Maintenance	100	0.00	-0.95	-14.34	-15.24	-15.42	-15.62	-15.77	-15.90	-16.26	-16.92
Nashua, NH	CO	Maintenance	100	0.00	-0.95	-4.49	-5.25	-5.48	-5.67	-5.78	-5.86	-6.16	-7.08
Nashville, TN	Ozone	Former Subpart 1	50	0.00	-4.73	-176.29	-182.21	-182.67	-183.59	-184.88	-185.91	-188.40	-188.81
Nevada County (western part), CA	Ozone	Former Subpart 1	50	0.00	-0.56	-5.81	-6.30	-6.42	-6.53	-6.61	-6.67	-6.87	-7.33
New Haven County, CT	PM ₁₀	Maintenance	100	0.00	-1.55	-6.85	-8.08	-8.46	-8.78	-8.95	-9.09	-9.57	-11.09
New Haven-Meriden-Waterbury, CT	CO	Maintenance	100	0.00	-3.41	-33.06	-36.02	-36.76	-37.47	-37.94	-38.30	-39.47	-42.32
New Manchester-Grant Magisterial District (Hancock County), WV	SO _x	Maintenance	100	0.00	-0.82	-0.88	-1.49	-1.70	-1.87	-1.95	-2.01	-2.25	-3.13
New York County, NY	PM ₁₀	Moderate	100	0.00	-4.80	-15.39	-19.12	-20.30	-21.31	-21.82	-22.20	-23.66	-28.52
New York-N. New Jersey-Long Island, NY-NJ-CT	CO	Maintenance	100	0.00	-22.22	-757.18	-784.03	-786.50	-790.85	-796.57	-801.11	-812.37	-816.21
New York-N. New Jersey-Long Island, NY-NJ-CT	PM _{2.5}	Nonattainment	100	0.00	-26.25	-759.93	-789.76	-793.27	-798.47	-804.56	-809.38	-821.79	-829.99
New York-northern New Jersey-Long Island, NY-NJ-CT	Ozone	Moderate	50	0.00	-25.15	-513.16	-538.73	-543.03	-548.12	-552.90	-556.65	-567.12	-580.84
Nogales, AZ	PM ₁₀	Moderate	100	0.00	-0.10	-3.28	-3.40	-3.41	-3.43	-3.45	-3.47	-3.52	-3.54
Norfolk-Virginia Beach-Newport News, VA	Ozone	Maintenance	100	0.00	-3.58	-48.30	-51.59	-52.31	-53.05	-53.61	-54.04	-55.37	-58.00
Ogden, UT	CO	Maintenance	100	0.00	-0.16	-5.43	-5.63	-5.65	-5.68	-5.72	-5.75	-5.83	-5.87
Ogden, UT	PM ₁₀	Moderate	100	0.00	-0.16	-5.43	-5.63	-5.65	-5.68	-5.72	-5.75	-5.83	-5.87
Oglesby, IL	PM ₁₀	Maintenance	100	0.00	-0.14	-0.31	-0.42	-0.45	-0.49	-0.50	-0.51	-0.55	-0.70
Olmsted County, MN	PM ₁₀	Maintenance	100	0.00	-0.24	-1.79	-2.00	-2.05	-2.11	-2.14	-2.16	-2.24	-2.46
Olympia, Tumwater, Lacey, WA	PM ₁₀	Maintenance	100	0.00	-0.35	-8.09	-8.45	-8.51	-8.58	-8.65	-8.71	-8.86	-9.02
Owens Valley, CA	PM ₁₀	Serious	70	0.00	-1.49	-1.26	-2.36	-2.74	-3.06	-3.20	-3.30	-3.73	-5.33
Pagosa Springs, CO	PM ₁₀	Maintenance	100	0.00	-0.03	-0.04	-0.06	-0.07	-0.08	-0.08	-0.08	-0.09	-0.13

Table D2-32 Emission Changes <u>a</u> / (for Cumulative Impacts) by Nonattainment Area with Alternative Standards for HD Vehicles Volatile Organic Compound (VOC) 2030													
Nonattainment Area	Pollutant	Status <u>c</u> /	General Conformity Threshold <u>d</u> /	Emissions Changes for Cumulative Impacts (tons/year)									
				Alt. 1	Alt. 2	Alt. 3	Alt. 4	Alt. 6A	Alt. 5	Alt. 6 <u>b</u> /	Alt. 7	Alt. 6B	Alt. 8
				No Action	Engine Only	Class 8 Tractors	Engines & Classes 7-8 Tractors	15% below Preferred Alternative Stringency	Engines, Classes 7-8 Tractors, & Classes 2b-3	Engines, Tractors, & Classes 2b-8	Engines, Tractors, Trucks, & Trailers	20% above Preferred Alternative Stringency	Accelerated Hybrid Adoption
Parkersburg-Marietta, WV-OH	Ozone	Maintenance	100	0.00	-1.23	-30.39	-31.71	-31.90	-32.14	-32.40	-32.60	-33.15	-33.67
Parkersburg-Marietta, WV-OH	PM _{2.5}	Nonattainment	100	0.00	-1.23	-30.39	-31.71	-31.90	-32.14	-32.40	-32.60	-33.15	-33.67
Payson, AZ	PM ₁₀	Maintenance	100	0.00	-0.13	-1.19	-1.30	-1.33	-1.35	-1.37	-1.39	-1.43	-1.54
Penns Grove, NJ	CO	Maintenance	100	0.00	-0.09	-0.09	-0.16	-0.18	-0.20	-0.21	-0.22	-0.24	-0.34
Peoria, IL	SO _x	Maintenance	100	0.00	-0.31	-9.25	-9.61	-9.65	-9.71	-9.78	-9.84	-9.99	-10.08
Perth Amboy, NJ	CO	Maintenance	100	0.00	-1.16	-4.46	-5.37	-5.65	-5.89	-6.02	-6.12	-6.47	-7.62
Philadelphia-Camden County, PA-NJ	CO	Maintenance	100	0.00	-2.57	-26.87	-29.12	-29.68	-30.21	-30.57	-30.85	-31.75	-33.85
Philidelphia-Wilmington, PA-NY-DE	PM _{2.5}	Nonattainment	100	0.00	-15.34	-262.93	-277.82	-280.67	-283.79	-286.46	-288.55	-294.61	-304.34
Philidelphia-Wilmington-Atlantic City, PA-NY-MD-DE	Ozone	Moderate	50	0.00	-18.62	-354.41	-372.98	-376.29	-380.06	-383.48	-386.15	-393.73	-404.59
Phoenix, AZ	CO	Maintenance	100	0.00	-5.80	-577.80	-590.14	-589.11	-590.06	-593.42	-596.14	-601.59	-592.22
Phoenix, AZ	PM ₁₀	Serious	70	0.00	-5.80	-577.80	-590.14	-589.11	-590.06	-593.42	-596.14	-601.59	-592.22
Phoenix-Mesa, AZ	Ozone	Former Subpart 1	50	0.00	-4.66	-295.85	-303.41	-303.32	-304.17	-306.04	-307.55	-310.81	-307.88
Pierce County, WA	PM ₁₀	Maintenance	100	0.00	-1.03	-1.45	-2.23	-2.49	-2.71	-2.81	-2.88	-3.19	-4.29
Pinehurst, ID	PM ₁₀	Moderate	100	0.00	-0.06	-0.12	-0.17	-0.18	-0.20	-0.20	-0.21	-0.22	-0.28
Pittsburgh, PA	CO	Maintenance	100	0.00	-1.56	-2.19	-3.37	-3.76	-4.09	-4.25	-4.36	-4.81	-6.47
Pittsburgh-Beaver Valley, PA	Ozone	Former Subpart 1	50	0.00	-7.12	-240.18	-248.75	-249.56	-250.95	-252.77	-254.22	-257.81	-259.11
Pittsburgh-Beaver Valley, PA	PM _{2.5}	Nonattainment	100	0.00	-6.39	-239.68	-247.71	-248.33	-249.57	-251.32	-252.71	-256.10	-256.61
Polk County, TN	SO _x	Maintenance	100	0.00	-1.23	-2.51	-3.44	-3.75	-4.01	-4.14	-4.23	-4.59	-5.88
Polson, MT	PM ₁₀	Moderate	100	0.00	-0.05	-0.28	-0.33	-0.34	-0.35	-0.36	-0.36	-0.38	-0.43
Portland, ME	Ozone	Maintenance	100	0.00	-1.52	-52.47	-54.31	-54.48	-54.78	-55.17	-55.48	-56.26	-56.50
Portland, OR	CO	Maintenance	100	0.00	-1.98	-66.52	-68.90	-69.12	-69.51	-70.01	-70.42	-71.41	-71.78
Portneuf Valley, ID	PM ₁₀	Maintenance	100	0.00	-0.22	-3.16	-3.36	-3.41	-3.45	-3.49	-3.52	-3.60	-3.76
Poughkeepsie, NY	Ozone	Moderate	50	0.00	-4.53	-51.83	-55.87	-56.82	-57.75	-58.41	-58.93	-60.54	-64.12
Presque Isle, ME	PM ₁₀	Maintenance	100	0.00	-0.17	-0.86	-1.00	-1.04	-1.07	-1.09	-1.11	-1.16	-1.33
Providence (entire State), RI	Ozone	Moderate	50	0.00	-3.33	-24.80	-27.58	-28.34	-29.04	-29.46	-29.78	-30.88	-33.87
Provo, UT	CO	Maintenance	100	0.00	-0.53	-7.13	-7.62	-7.72	-7.83	-7.92	-7.98	-8.18	-8.56
Raleigh-Durham, NC	CO	Maintenance	100	0.00	-2.11	-97.77	-100.68	-100.81	-101.21	-101.88	-102.41	-103.65	-103.31
Raleigh-Durham-Chapel Hill, NC	Ozone	Maintenance	100	0.00	-3.78	-150.00	-154.87	-155.19	-155.92	-157.00	-157.86	-159.91	-159.98
Ramsey County, MN	PM ₁₀	Maintenance	100	0.00	-1.41	-1.11	-2.15	-2.51	-2.81	-2.94	-3.04	-3.45	-4.96
Reading, PA	Ozone	Maintenance	100	0.00	-3.48	-57.78	-61.14	-61.79	-62.50	-63.10	-63.56	-64.93	-67.19
Reading, PA	PM _{2.5}	Nonattainment	100	0.00	-3.48	-57.78	-61.14	-61.79	-62.50	-63.10	-63.56	-64.93	-67.19
Reno, NV	CO	Maintenance	100	0.00	-0.45	-10.65	-11.13	-11.20	-11.29	-11.38	-11.46	-11.65	-11.86
Rhineland (Oneida County), WI	SO _x	Maintenance	100	0.00	-0.14	-0.19	-0.30	-0.33	-0.36	-0.37	-0.38	-0.42	-0.57
Richmond-Petersburg, VA	Ozone	Maintenance	100	0.00	-2.29	-48.07	-50.42	-50.81	-51.27	-51.71	-52.06	-53.02	-54.24
Rillito, AZ	PM ₁₀	Moderate	100	0.00	-1.56	-3.59	-4.78	-5.17	-5.50	-5.66	-5.78	-6.24	-7.86
Riverside County (Coachella Valley), CA	Ozone	Severe	25	0.00	-4.53	-29.53	-33.25	-34.30	-35.25	-35.80	-36.22	-37.69	-41.88
Roanoke, VA	Ozone	Former Subpart 1	50	0.00	-1.20	-21.92	-23.11	-23.32	-23.57	-23.78	-23.95	-24.43	-25.15
Rochester (Olmsted County), MN	SO _x	Maintenance	100	0.00	-0.27	-6.64	-6.93	-6.97	-7.02	-7.08	-7.12	-7.24	-7.35
Rochester, NY	Ozone	Former Subpart 1	50	0.00	-3.02	-54.23	-57.20	-57.75	-58.36	-58.90	-59.32	-60.53	-62.37
Rocky Mount, NC	Ozone	Maintenance	100	0.00	-0.99	-16.29	-17.24	-17.43	-17.63	-17.80	-17.93	-18.32	-18.97
Rome, GA	PM _{2.5}	Nonattainment	100	0.00	-1.62	-7.88	-9.17	-9.56	-9.90	-10.08	-10.22	-10.73	-12.31
Ronan, MT	PM ₁₀	Moderate	100	0.00	-0.05	-0.13	-0.17	-0.19	-0.20	-0.20	-0.21	-0.22	-0.28
Rothschild, Rib Mountain, Weston (Marathon County), WI	SO _x	Maintenance	100	0.00	-0.47	-0.55	-0.91	-1.03	-1.13	-1.17	-1.21	-1.34	-1.85

Table D2-32 Emission Changes <u>a/</u> (for Cumulative Impacts) by Nonattainment Area with Alternative Standards for HD Vehicles Volatile Organic Compound (VOC) 2030													
Nonattainment Area	Pollutant	Status <u>c/</u>	General Conformity Threshold <u>d/</u>	Emissions Changes for Cumulative Impacts (tons/year)									
				Alt. 1	Alt. 2	Alt. 3	Alt. 4	Alt. 6A	Alt. 5	Alt. 6 <u>b/</u>	Alt. 7	Alt. 6B	Alt. 8
				No Action	Engine Only	Class 8 Tractors	Engines & Classes 7-8 Tractors	15% below Preferred Alternative Stringency	Engines, Classes 7-8 Tractors, & Classes 2b-3	Engines, Tractors, & Classes 2b-8	Engines, Tractors, Trucks, & Trailers	20% above Preferred Alternative Stringency	Accelerated Hybrid Adoption
Sacramento County, CA	PM ₁₀	Moderate	100	0.00	-5.17	-82.36	-87.29	-88.28	-89.33	-90.20	-90.88	-92.88	-96.33
Sacramento Metro, CA	Ozone	Severe	25	0.00	-6.56	-143.63	-150.43	-151.51	-152.83	-154.13	-155.15	-157.94	-161.25
Sacramento, CA	CO	Maintenance	100	0.00	-2.45	-86.00	-88.99	-89.26	-89.73	-90.38	-90.89	-92.14	-92.50
Salem, OR	CO	Maintenance	100	0.00	-0.33	-8.15	-8.50	-8.55	-8.62	-8.69	-8.74	-8.89	-9.03
Salt Lake City, UT	CO	Maintenance	100	0.00	-1.44	-9.87	-11.06	-11.39	-11.69	-11.87	-12.01	-12.48	-13.79
Salt Lake County, UT	PM ₁₀	Moderate	100	0.00	-2.85	-87.93	-91.25	-91.60	-92.17	-92.85	-93.40	-94.78	-95.53
Salt Lake County, UT	SO _x	Nonattainment	100	0.00	-2.65	-87.79	-90.96	-91.27	-91.79	-92.46	-92.99	-94.32	-94.85
San Antonio, TX	Ozone	Former Subpart 1	50	0.00	-7.72	-120.55	-127.88	-129.37	-130.95	-132.23	-133.24	-136.21	-141.43
San Bernardino County, CA	PM ₁₀	Moderate	100	0.00	-12.90	-27.18	-36.99	-40.24	-42.96	-44.25	-45.22	-49.04	-62.51
San Diego, CA	CO	Maintenance	100	0.00	-7.05	-300.62	-309.98	-310.50	-311.85	-313.96	-315.65	-319.62	-319.19
San Diego, CA	Ozone	Former Subpart 1	50	0.00	-7.26	-300.77	-310.29	-310.86	-312.26	-314.38	-316.09	-320.11	-319.92
San Francisco Bay Area, CA	Ozone	Marginal	50	0.00	-19.23	-247.30	-264.82	-268.75	-272.71	-275.65	-277.93	-284.98	-299.43
San Francisco-Oakland-San Jose, CA	CO	Maintenance	100	0.00	-16.42	-293.44	-309.55	-312.55	-315.89	-318.81	-321.09	-327.65	-337.74
San Joaquin Valley, CA	Ozone	Extreme	10	0.00	-23.55	-840.00	-868.98	-871.43	-876.02	-882.26	-887.23	-899.40	-902.45
San Joaquin Valley, CA	PM ₁₀	Maintenance	100	0.00	-23.55	-840.00	-868.98	-871.43	-876.02	-882.26	-887.23	-899.40	-902.45
San Joaquin Valley, CA	PM _{2.5}	Nonattainment	100	0.00	-23.55	-840.00	-868.98	-871.43	-876.02	-882.26	-887.23	-899.40	-902.45
San Manuel (Pinal County), AZ	SO _x	Maintenance	100	0.00	-1.61	-3.54	-4.77	-5.18	-5.52	-5.68	-5.80	-6.28	-7.96
Sanders County (part);Thompson Falls and vicinity, MT	PM ₁₀	Moderate	100	0.00	-0.04	-0.08	-0.11	-0.12	-0.13	-0.13	-0.13	-0.14	-0.18
Scranton-Wilkes Barre, PA	Ozone	Maintenance	100	0.00	-2.49	-61.04	-63.72	-64.10	-64.60	-65.12	-65.53	-66.64	-67.71
Seattle-Tacoma, WA	CO	Maintenance	100	0.00	-5.75	-219.39	-226.67	-227.20	-228.32	-229.91	-231.18	-234.25	-234.61
Sheboygan, WI	Ozone	Moderate	50	0.00	-0.60	-13.10	-13.73	-13.83	-13.95	-14.07	-14.16	-14.41	-14.72
Sheridan, WY	PM ₁₀	Moderate	100	0.00	-0.24	-1.84	-2.04	-2.10	-2.15	-2.18	-2.20	-2.28	-2.50
Shoshone County, ID	PM ₁₀	Moderate	100	0.00	-0.06	-0.04	-0.08	-0.10	-0.11	-0.12	-0.12	-0.14	-0.20
Somerville, NJ	CO	Maintenance	100	0.00	-0.23	-0.70	-0.87	-0.93	-0.98	-1.00	-1.02	-1.09	-1.32
South Bend-Elkhart, IN	Ozone	Maintenance	100	0.00	-2.79	-37.16	-39.72	-40.29	-40.86	-41.29	-41.63	-42.66	-44.72
Southeast Chicago, IL	PM ₁₀	Maintenance	100	0.00	-3.67	-17.78	-20.71	-21.59	-22.36	-22.77	-23.09	-24.24	-27.79
Spokane County, WA	PM ₁₀	Maintenance	100	0.00	-0.80	-21.92	-22.81	-22.93	-23.09	-23.27	-23.41	-23.78	-24.07
Spokane, WA	CO	Maintenance	100	0.00	-0.80	-21.69	-22.58	-22.70	-22.86	-23.04	-23.18	-23.55	-23.84
Springfield (western MA), MA	Ozone	Moderate	50	0.00	-3.08	-67.68	-70.88	-71.38	-72.01	-72.61	-73.09	-74.41	-75.96
Springfield, MA	CO	Maintenance	100	0.00	-0.31	-9.73	-10.09	-10.13	-10.19	-10.26	-10.32	-10.48	-10.55
St Louis, MO	CO	Maintenance	100	0.00	-5.89	-84.73	-90.22	-91.38	-92.59	-93.53	-94.27	-96.49	-100.66
St Louis, MO-IL	Ozone	Moderate	50	0.00	-10.35	-275.16	-286.58	-288.07	-290.14	-292.42	-294.22	-298.95	-302.86
St. Louis, MO-IL	PM _{2.5}	Nonattainment	100	0.00	-10.33	-273.37	-284.75	-286.24	-288.30	-290.57	-292.37	-297.08	-301.00
State College, PA	Ozone	Maintenance	100	0.00	-0.61	-20.17	-20.90	-20.97	-21.09	-21.24	-21.37	-21.67	-21.80
Steamboat Springs, CO	PM ₁₀	Maintenance	100	0.00	-0.08	-1.43	-1.51	-1.52	-1.54	-1.55	-1.56	-1.59	-1.64
Steubenville & Mingo Junction, OH	SO _x	Maintenance	100	0.00	-0.42	-3.62	-3.98	-4.07	-4.16	-4.22	-4.26	-4.40	-4.77
Steubenville-Weirton, OH-WV	Ozone	Maintenance	100	0.00	-2.00	-14.33	-15.99	-16.45	-16.87	-17.12	-17.31	-17.96	-19.77
Steubenville-Weirton, OH-WV	PM _{2.5}	Nonattainment	100	0.00	-2.00	-14.33	-15.99	-16.45	-16.87	-17.12	-17.31	-17.96	-19.77
Stockton, CA	CO	Maintenance	100	0.00	-0.90	-26.68	-27.72	-27.84	-28.01	-28.23	-28.39	-28.83	-29.09
Sutter County (Sutter Buttes), CA	Ozone	Former Subpart 1	50	0.00	-0.05	-0.03	-0.07	-0.08	-0.09	-0.09	-0.10	-0.11	-0.16
Syracuse, NY	CO	Maintenance	100	0.00	-1.52	-22.65	-24.08	-24.38	-24.69	-24.94	-25.14	-25.71	-26.78
Telluride, CO	PM ₁₀	Maintenance	100	0.00	-0.02	-0.15	-0.16	-0.17	-0.17	-0.18	-0.18	-0.19	-0.21
Terre Haute, IN	Ozone	Maintenance	100	0.00	-1.11	-10.74	-11.70	-11.94	-12.17	-12.32	-12.44	-12.82	-13.75

Nonattainment Area	Pollutant	Status <u>c/</u>	General Conformity Threshold <u>d/</u>	Emissions Changes for Cumulative Impacts (tons/year)									
				Alt. 1	Alt. 2	Alt. 3	Alt. 4	Alt. 6A	Alt. 5	Alt. 6 <u>b/</u>	Alt. 7	Alt. 6B	Alt. 8
				No Action	Engine Only	Class 8 Tractors	Engines & Classes 7-8 Tractors	15% below Preferred Alternative Stringency	Engines, Classes 7-8 Tractors, & Classes 2b-3	Engines, Tractors, & Classes 2b-8	Engines, Tractors, & Trailers	20% above Preferred Alternative Stringency	Accelerated Hybrid Adoption
Tioga County, PA	Ozone	Maintenance	100	0.00	-0.94	-5.30	-6.06	-6.29	-6.48	-6.59	-6.68	-6.98	-7.88
Toledo, OH	Ozone	Maintenance	100	0.00	-4.85	-50.48	-54.73	-55.78	-56.78	-57.46	-57.99	-59.69	-63.66
Toms River, NJ	CO	Maintenance	100	0.00	-0.29	-2.34	-2.59	-2.66	-2.72	-2.76	-2.78	-2.88	-3.14
Tooele County, UT	SO _x	Nonattainment	100	0.00	-2.76	-9.17	-11.31	-11.99	-12.57	-12.86	-13.08	-13.92	-16.71
Trenton, NJ	CO	Maintenance	100	0.00	-0.48	-6.28	-6.73	-6.83	-6.92	-7.00	-7.06	-7.23	-7.60
Trona, CA	PM ₁₀	Moderate	100	0.00	-3.03	-2.21	-4.45	-5.23	-5.87	-6.15	-6.36	-7.23	-10.50
Tucson, AZ	CO	Maintenance	100	0.00	-1.77	-51.49	-53.51	-53.74	-54.10	-54.51	-54.83	-55.67	-56.22
Utah County, UT	PM ₁₀	Moderate	100	0.00	-2.15	-21.41	-23.28	-23.75	-24.20	-24.50	-24.73	-25.47	-27.26
Vancouver, WA	CO	Maintenance	100	0.00	-1.51	-23.95	-25.39	-25.68	-25.99	-26.24	-26.44	-27.02	-28.04
Ventura County, CA	Ozone	Serious	50	0.00	-9.83	-37.41	-45.11	-47.51	-49.58	-50.65	-51.45	-54.47	-64.28
Vermillion County, IN	PM ₁₀	Maintenance	100	0.00	-0.71	-1.29	-1.82	-2.00	-2.15	-2.22	-2.27	-2.48	-3.22
Vigo County, IN	SO _x	Maintenance	100	0.00	-1.11	-10.74	-11.70	-11.94	-12.17	-12.32	-12.44	-12.82	-13.75
Wallula, WA	PM ₁₀	Maintenance	100	0.00	-0.17	-0.12	-0.25	-0.29	-0.33	-0.35	-0.36	-0.41	-0.60
Waltham, MA	CO	Maintenance	100	0.00	-0.85	-3.71	-4.38	-4.59	-4.76	-4.86	-4.93	-5.19	-6.02
Warren County, NJ	SO _x	Maintenance	100	0.00	-0.76	-3.60	-4.20	-4.38	-4.54	-4.63	-4.69	-4.93	-5.66
Warren County, PA	SO _x	Nonattainment	100	0.00	-0.05	-1.09	-1.14	-1.15	-1.16	-1.17	-1.17	-1.20	-1.22
Washington County (Hagerstown), MD	Ozone	Former Subpart 1	50	0.00	-1.82	-12.09	-13.59	-14.01	-14.39	-14.61	-14.78	-15.37	-17.04
Washington, DC-MD-VA	CO	Maintenance	100	0.00	-4.23	-433.85	-443.03	-442.23	-442.91	-445.43	-447.46	-451.52	-444.36
Washington, DC-MD-VA	Ozone	Moderate	50	0.00	-7.82	-436.31	-448.14	-448.26	-449.71	-452.56	-454.85	-459.93	-456.66
Washington, DC-MD-VA	PM _{2.5}	Nonattainment	100	0.00	-7.82	-436.31	-448.14	-448.26	-449.71	-452.56	-454.85	-459.93	-456.66
Washoe County, NV	PM ₁₀	Serious	70	0.00	-0.45	-10.65	-11.13	-11.20	-11.29	-11.38	-11.46	-11.65	-11.86
Waterford Township (Washington County), OH	SO _x	Maintenance	100	0.00	-0.41	-0.78	-1.09	-1.19	-1.28	-1.32	-1.35	-1.47	-1.90
Wayne County, IN	SO _x	Maintenance	100	0.00	-0.80	-7.21	-7.89	-8.07	-8.23	-8.34	-8.42	-8.69	-9.37
Wayne County, MI	PM ₁₀	Maintenance	100	0.00	-2.94	-10.27	-12.56	-13.28	-13.90	-14.21	-14.45	-15.34	-18.30
Weirton, WV	PM ₁₀	Maintenance	100	0.00	-0.66	-1.57	-2.07	-2.24	-2.38	-2.44	-2.49	-2.69	-3.37
Weirton, WV	SO _x	Maintenance	100	0.00	-0.87	-1.72	-2.38	-2.60	-2.78	-2.87	-2.93	-3.19	-4.11
Wheeling, WV-OH	Ozone	Maintenance	100	0.00	-2.00	-32.98	-34.91	-35.28	-35.69	-36.03	-36.30	-37.08	-38.38
Wheeling, WV-OH	PM _{2.5}	Nonattainment	100	0.00	-2.00	-32.98	-34.91	-35.28	-35.69	-36.03	-36.30	-37.08	-38.38
Winston-Salem, NC	CO	Maintenance	100	0.00	-1.82	-30.87	-32.63	-32.97	-33.34	-33.66	-33.91	-34.62	-35.79
Worcester, MA	CO	Maintenance	100	0.00	-0.53	-15.11	-15.71	-15.78	-15.89	-16.01	-16.11	-16.36	-16.54
Yakima County, WA	PM ₁₀	Maintenance	100	0.00	-0.54	-7.00	-7.50	-7.60	-7.72	-7.80	-7.86	-8.06	-8.46
Yakima, WA	CO	Maintenance	100	0.00	-0.52	-3.18	-3.60	-3.73	-3.83	-3.90	-3.94	-4.11	-4.60
York, PA	Ozone	Maintenance	100	0.00	-3.08	-55.99	-59.02	-59.58	-60.20	-60.75	-61.18	-62.42	-64.28
York, PA	PM _{2.5}	Nonattainment	100	0.00	-2.55	-55.62	-58.26	-58.68	-59.20	-59.70	-60.09	-61.18	-62.47
Youngstown-Warren-Sharon, OH-PA	Ozone	Maintenance	100	0.00	-3.26	-63.24	-66.51	-67.08	-67.74	-68.34	-68.81	-70.15	-72.01
Yuma, AZ	PM ₁₀	Moderate	100	0.00	-0.57	-14.38	-15.01	-15.09	-15.21	-15.33	-15.43	-15.68	-15.92

a/ Negative emissions changes indicate reductions; positive emissions changes are increases. Values of less than 0.005 tons/year are rounded to zero.

b/ Preferred Alternative

c/ Pollutants for which the area is designated nonattainment or maintenance as of 2010. Source: 40 CFR 81.

d/ Emissions thresholds in tons/year of: CO in CO maintenance and nonattainment areas; VOC or NO_x in ozone maintenance and nonattainment areas; primary PM_{2.5} in PM_{2.5} maintenance and nonattainment areas; primary PM₁₀ in PM₁₀ maintenance and nonattainment areas; and SO₂ in SO₂ maintenance and nonattainment areas. Source: 40 CFR § 93.153. These thresholds are provided for information only; a general conformity determination is not required for the proposed actions. (See section 3.3.1.)

Source: EPA (U.S. Environmental Protection Agency). 2010. The Green Book Nonattainment Areas. Washington, District of Columbia. Last Revised: June 16, 2010. U.S. Environmental Protection Agency. Available: <http://www.epa.gov/oaqps001/greenbk/>. Accessed: August 6, 2010.

Table D2-33 Emission Changes <u>a/</u> (for Cumulative Impacts) by Nonattainment Area with Alternative Standards for HD Vehicles Volatile Organic Compound (VOC) 2050													
Nonattainment Area	Pollutant	Status <u>c/</u>	General Conformity Threshold <u>d/</u>	Emissions Changes for Cumulative Impacts (tons/year)									
				Alt. 1	Alt. 2	Alt. 3	Alt. 4	Alt. 6A	Alt. 5	Alt. 6 <u>b/</u>	Alt. 7	Alt. 6B	Alt. 8
				No Action	Engine Only	Class 8 Tractors	Engines & Classes 7-8 Tractors	15% below Preferred Alternative Stringency	Engines, Classes 7-8 Tractors, & Classes 2b-3	Engines, Tractors, & Classes 2b-8	Engines, Tractors, & Truck, & Trailers	20% above Preferred Alternative Stringency	Accelerated Hybrid Adoption
Addison Township (Gallia County), OH	SO _x	Maintenance	100	0.00	-0.28	-0.42	-0.64	-0.73	-0.79	-0.83	-0.84	-0.93	-1.28
Ajo (Pima County), AZ	PM ₁₀	Moderate	100	0.00	-1.85	-1.67	-3.08	-3.64	-4.05	-4.27	-4.38	-4.96	-7.26
Ajo (Pima County), AZ	SO _x	Maintenance	100	0.00	-5.72	-4.01	-8.39	-10.11	-11.39	-12.04	-12.38	-14.17	-21.33
Albany-Schenectady-Troy, NY	Ozone	Former Subpart 1	50	0.00	-4.81	-69.04	-73.59	-74.83	-75.88	-76.82	-77.35	-79.15	-83.43
Albuquerque, NM	CO	Maintenance	100	0.00	-4.20	-54.68	-58.57	-59.67	-60.58	-61.37	-61.81	-63.36	-67.24
Allegan County, MI	Ozone	Former Subpart 1	50	0.00	-3.66	-26.92	-30.04	-31.07	-31.87	-32.44	-32.75	-34.00	-37.93
Allentown-Bethlehem-Easton, PA	Ozone	Maintenance	100	0.00	-5.84	-62.53	-67.78	-69.35	-70.63	-71.65	-72.21	-74.30	-80.07
Altoona, PA	Ozone	Maintenance	100	0.00	-1.60	-9.94	-11.28	-11.73	-12.08	-12.32	-12.45	-12.99	-14.76
Amador and Calaveras Counties (Central Mountain), CA	Ozone	Former Subpart 1	50	0.00	-4.22	-14.07	-17.44	-18.68	-19.62	-20.17	-20.46	-21.83	-26.82
Anchorage, AK	CO	Maintenance	100	0.00	-1.27	-7.67	-8.72	-9.08	-9.36	-9.55	-9.65	-10.08	-11.48
Anthony, NM	PM ₁₀	Moderate	100	0.00	-2.48	-2.19	-4.09	-4.83	-5.39	-5.67	-5.82	-6.60	-9.69
Armstrong County, PA	SO _x	Nonattainment	100	0.00	-0.32	-0.61	-0.86	-0.95	-1.02	-1.06	-1.08	-1.18	-1.56
Aspen, CO	PM ₁₀	Maintenance	100	0.00	-0.10	-0.77	-0.86	-0.89	-0.91	-0.93	-0.94	-0.97	-1.08
Atlanta, GA	Ozone	Moderate	50	0.00	-37.70	-1456.25	-1504.02	-1510.81	-1518.53	-1531.39	-1538.85	-1557.10	-1566.32
Atlanta, GA	PM _{2.5}	Nonattainment	100	0.00	-38.29	-1456.61	-1504.83	-1511.80	-1519.65	-1532.58	-1540.07	-1558.51	-1568.47
Atlantic City, NJ	CO	Maintenance	100	0.00	-0.33	-1.59	-1.86	-1.96	-2.03	-2.08	-2.10	-2.21	-2.59
Bakersfield, CA	CO	Maintenance	100	0.00	-3.74	-38.88	-42.22	-43.23	-44.04	-44.69	-45.04	-46.38	-50.09
Baltimore, MD	CO	Maintenance	100	0.00	-4.90	-283.54	-290.99	-291.57	-292.53	-294.76	-296.07	-298.87	-297.56
Baltimore, MD	Ozone	Moderate	50	0.00	-10.42	-286.89	-298.56	-300.81	-303.00	-305.87	-307.51	-312.03	-317.65
Baltimore, MD	PM _{2.5}	Nonattainment	100	0.00	-10.42	-286.89	-298.56	-300.81	-303.00	-305.87	-307.51	-312.03	-317.65
Baton Rouge, LA	Ozone	Moderate	50	0.00	-14.92	-86.30	-98.71	-102.97	-106.26	-108.43	-109.59	-114.60	-131.26
Beaumont-Port Arthur, TX	Ozone	Moderate	50	0.00	-16.70	-52.29	-65.61	-70.51	-74.23	-76.39	-77.52	-82.94	-102.77
Benton County, TN	SO _x	Maintenance	100	0.00	-0.40	-0.58	-0.89	-1.01	-1.10	-1.15	-1.17	-1.30	-1.80
Benton Harbor, MI	Ozone	Maintenance	100	0.00	-2.53	-26.66	-28.93	-29.61	-30.16	-30.60	-30.84	-31.75	-34.26
Benzie County, MI	Ozone	Maintenance	100	0.00	-1.04	-4.77	-5.61	-5.91	-6.14	-6.29	-6.36	-6.70	-7.89
Berkeley and Jefferson Counties, WV	Ozone	Maintenance	100	0.00	-2.72	-25.55	-27.94	-28.69	-29.28	-29.73	-29.98	-30.94	-33.71
Billings, MT	CO	Maintenance	100	0.00	-6.20	-11.64	-16.48	-18.32	-19.70	-20.46	-20.85	-22.83	-30.39
Birmingham, AL	Ozone	Maintenance	100	0.00	-5.70	-170.38	-176.94	-178.13	-179.32	-180.97	-181.91	-184.45	-187.17
Birmingham, AL	PM _{2.5}	Nonattainment	100	0.00	-5.70	-170.38	-176.94	-178.13	-179.32	-180.97	-181.91	-184.45	-187.17
Boise-Northern Ada County, ID	CO	Maintenance	100	0.00	-3.05	-64.52	-67.67	-68.39	-69.04	-69.76	-70.17	-71.41	-73.56
Boise-Northern Ada County, ID	PM ₁₀	Maintenance	100	0.00	-3.05	-64.52	-67.67	-68.39	-69.04	-69.76	-70.17	-71.41	-73.56
Bonner County (Sandpoint), ID	PM ₁₀	Moderate	100	0.00	-0.34	-1.98	-2.27	-2.36	-2.44	-2.49	-2.52	-2.63	-3.01
Boston, MA	CO	Maintenance	100	0.00	-3.86	-62.05	-65.79	-66.76	-67.60	-68.39	-68.84	-70.32	-73.58
Boston-Lawrence-Worcester (eastern MA), MA	Ozone	Moderate	50	0.00	-12.45	-405.81	-420.59	-423.07	-425.65	-429.45	-431.64	-437.33	-442.37
Boston-Manchester-Portsmouth (southeast NH), NH	Ozone	Moderate	50	0.00	-3.37	-65.88	-69.29	-70.10	-70.83	-71.59	-72.02	-73.36	-75.89
Boyd County (part), KY	SO _x	Maintenance	100	0.00	-1.30	-1.86	-2.87	-3.26	-3.55	-3.70	-3.78	-4.19	-5.80
Buffalo-Niagara Falls, NY	Ozone	Former Subpart 1	50	0.00	-3.30	-63.18	-66.51	-67.31	-68.01	-68.76	-69.17	-70.48	-72.99
Burlington, NJ	CO	Maintenance	100	0.00	-0.84	-1.04	-1.70	-1.95	-2.14	-2.24	-2.29	-2.56	-3.60
Butte, MT	PM ₁₀	Moderate	100	0.00	-0.27	-2.56	-2.80	-2.88	-2.94	-2.98	-3.01	-3.10	-3.38
Canon City, CO	PM ₁₀	Maintenance	100	0.00	-0.26	-2.12	-2.34	-2.41	-2.47	-2.51	-2.53	-2.62	-2.89
Canton-Massillon, OH	Ozone	Maintenance	100	0.00	-5.79	-66.11	-71.36	-72.91	-74.17	-75.21	-75.78	-77.87	-83.47
Canton-Massillon, OH	PM _{2.5}	Nonattainment	100	0.00	-5.79	-66.11	-71.36	-72.91	-74.17	-75.21	-75.78	-77.87	-83.47
Case County, MI	Ozone	Maintenance	100	0.00	-3.14	-8.48	-10.96	-11.88	-12.58	-12.98	-13.19	-14.20	-17.96

Table D2-33 Emission Changes <u>a/</u> (for Cumulative Impacts) by Nonattainment Area with Alternative Standards for HD Vehicles Volatile Organic Compound (VOC) 2050													
Nonattainment Area	Pollutant	Status <u>c/</u>	General Conformity Threshold <u>d/</u>	Emissions Changes for Cumulative Impacts (tons/year)									
				Alt. 1	Alt. 2	Alt. 3	Alt. 4	Alt. 6A	Alt. 5	Alt. 6 <u>b/</u>	Alt. 7	Alt. 6B	Alt. 8
				No Action	Engine Only	Class 8 Tractors	Engines & Classes 7-8 Tractors	15% below Preferred Alternative Stringency	Engines, Classes 7-8 Tractors, & Classes 2b-3	Engines, Tractors, & Classes 2b-8	Engines, Tractors, & Truck, & Trailers	20% above Preferred Alternative Stringency	Accelerated Hybrid Adoption
Center Township (Morgan County), OH	SO _x	Maintenance	100	0.00	-0.62	-0.48	-0.96	-1.14	-1.28	-1.35	-1.39	-1.58	-2.35
Central Steptoe Valley (White Pine County), NV	SO _x	Maintenance	100	0.00	-0.07	-0.25	-0.30	-0.32	-0.33	-0.34	-0.35	-0.37	-0.45
Charleston, WV	Ozone	Maintenance	100	0.00	-3.07	-69.56	-72.80	-73.51	-74.16	-74.92	-75.35	-76.61	-78.67
Charleston, WV	PM _{2.5}	Nonattainment	100	0.00	-3.07	-69.56	-72.80	-73.51	-74.16	-74.92	-75.35	-76.61	-78.67
Charlotte, NC	CO	Maintenance	100	0.00	-5.12	-81.79	-86.74	-88.03	-89.13	-90.19	-90.78	-92.73	-97.06
Charlotte-Gastonia-Rock Hill, NC-SC	Ozone	Moderate	50	0.00	-8.55	-184.36	-193.27	-195.27	-197.10	-199.14	-200.30	-203.78	-209.75
Chattanooga, TN-GA-AL	PM _{2.5}	Nonattainment	100	0.00	-7.00	-64.98	-71.13	-73.05	-74.58	-75.74	-76.38	-78.84	-86.01
Chattanooga, TN-GA	Ozone	Former Subpart 1	50	0.00	-6.49	-61.48	-67.20	-68.98	-70.40	-71.49	-72.08	-74.37	-80.98
Chicago-Gary-Lake County, IL-IN	Ozone	Moderate	50	0.00	-42.34	-1998.37	-2056.82	-2063.29	-2071.78	-2088.39	-2098.09	-2120.23	-2120.94
Chicago-Gary-Lake County, IL-IN	PM _{2.5}	Nonattainment	100	0.00	-42.56	-1998.51	-2057.12	-2063.66	-2072.19	-2088.83	-2098.54	-2120.75	-2121.74
Chico, CA	CO	Maintenance	100	0.00	-0.81	-24.94	-25.88	-26.04	-26.21	-26.45	-26.59	-26.95	-27.31
Chico, CA	Ozone	Former Subpart 1	50	0.00	-1.61	-25.43	-26.98	-27.39	-27.73	-28.06	-28.25	-28.86	-30.23
Cincinnati-Hamilton, OH-KY-IN	Ozone	Former Subpart 1	50	0.00	-12.58	-473.88	-489.66	-491.96	-494.54	-498.77	-501.21	-507.25	-510.64
Cincinnati-Hamilton, OH-KY-IN	PM _{2.5}	Nonattainment	100	0.00	-12.14	-473.61	-489.05	-491.22	-493.71	-497.88	-500.29	-506.20	-509.04
Clairton & 4 Boroughs, PA	PM ₁₀	Maintenance	100	0.00	-2.36	-2.18	-3.99	-4.70	-5.23	-5.50	-5.64	-6.38	-9.32
Clark County, NV	PM ₁₀	Serious	70	0.00	-2.22	-21.80	-23.77	-24.37	-24.86	-25.23	-25.44	-26.22	-28.46
Clarksville-Hopkinsville, TN-KY	Ozone	Maintenance	100	0.00	-3.75	-40.68	-44.05	-45.06	-45.88	-46.54	-46.90	-48.24	-51.93
Clearfield and Indiana Counties, PA	Ozone	Maintenance	100	0.00	-2.82	-33.75	-36.33	-37.07	-37.69	-38.20	-38.49	-39.51	-42.20
Cleveland, OH	CO	Maintenance	100	0.00	-4.49	-92.78	-97.41	-98.47	-99.43	-100.48	-101.08	-102.89	-106.13
Cleveland-Akron-Lorain, OH	Ozone	Maintenance	100	0.00	-15.38	-615.96	-635.74	-638.44	-641.58	-646.95	-650.07	-657.62	-660.80
Cleveland-Akron-Lorain, OH	PM _{2.5}	Nonattainment	100	0.00	-14.94	-615.69	-635.13	-637.70	-640.74	-646.06	-649.16	-656.57	-659.19
Coachella Valley, CA	PM ₁₀	Serious	70	0.00	-7.19	-42.89	-48.89	-50.94	-52.52	-53.58	-54.14	-56.56	-64.55
Colbert County, AL	SO _x	Maintenance	100	0.00	-0.95	-5.97	-6.76	-7.03	-7.24	-7.38	-7.46	-7.78	-8.82
Colorado Springs, CO	CO	Maintenance	100	0.00	-3.54	-44.07	-47.33	-48.26	-49.04	-49.69	-50.05	-51.35	-54.67
Columbia Falls, MT	PM ₁₀	Moderate	100	0.00	-0.49	-0.95	-1.34	-1.49	-1.60	-1.66	-1.69	-1.85	-2.45
Columbia, SC	Ozone	Former Subpart 1	50	0.00	-5.97	-86.19	-91.84	-93.38	-94.67	-95.85	-96.50	-98.74	-104.03
Columbus, OH	Ozone	Maintenance	100	0.00	-13.65	-457.57	-473.95	-476.63	-479.46	-483.70	-486.14	-492.44	-497.63
Columbus, OH	PM _{2.5}	Nonattainment	100	0.00	-11.58	-456.32	-471.11	-473.16	-475.53	-479.53	-481.85	-487.50	-490.09
Conewango Township (Warren County), PA	SO _x	Maintenance	100	0.00	-0.07	-0.33	-0.39	-0.41	-0.42	-0.43	-0.44	-0.46	-0.55
Coso Junction, CA	PM ₁₀	Moderate	100	0.00	-5.63	-3.44	-7.74	-9.44	-10.70	-11.34	-11.67	-13.44	-20.50
Cuyahoga County, OH	PM ₁₀	Maintenance	100	0.00	-5.56	-169.48	-175.92	-177.07	-178.23	-179.85	-180.79	-183.28	-185.84
Cuyahoga County, OH	SO _x	Maintenance	100	0.00	-4.99	-169.13	-175.14	-176.11	-177.14	-178.71	-179.61	-181.91	-183.76
Dallas-Fort Worth, TX	Ozone	Moderate	50	0.00	-22.57	-455.57	-478.66	-484.05	-488.88	-494.09	-497.04	-506.09	-522.66
Dayton-Springfield, OH	Ozone	Maintenance	100	0.00	-6.52	-186.64	-194.04	-195.42	-196.78	-198.62	-199.67	-202.53	-205.85
Dayton-Springfield, OH	PM _{2.5}	Nonattainment	100	0.00	-6.09	-186.38	-193.45	-194.71	-195.98	-197.77	-198.79	-201.52	-204.31
Denver Metro, CO	PM ₁₀	Maintenance	100	0.00	-11.30	-205.92	-217.19	-219.96	-222.39	-224.87	-226.26	-230.69	-239.58
Denver-Boulder, CO	CO	Maintenance	100	0.00	-10.10	-195.39	-205.61	-208.05	-210.21	-212.50	-213.78	-217.80	-225.44
Denver-Boulder-Greeley-Fort Collins-Loveland, CO	Ozone	Former Subpart 1	50	0.00	-12.84	-259.27	-272.40	-275.47	-278.22	-281.18	-282.86	-288.01	-297.43
Detroit, MI	CO	Maintenance	100	0.00	-9.99	-219.02	-229.47	-231.80	-233.93	-236.34	-237.71	-241.80	-248.67
Detroit-Ann Arbor, MI	Ozone	Maintenance	100	0.00	-32.89	-1469.64	-1513.95	-1519.24	-1525.87	-1538.28	-1545.51	-1562.34	-1565.09
Detroit-Ann Arbor, MI	PM _{2.5}	Nonattainment	100	0.00	-32.26	-1469.26	-1513.09	-1518.18	-1524.68	-1537.02	-1544.21	-1560.84	-1562.79
Door County, WI	Ozone	Former Subpart 1	50	0.00	-0.14	-5.45	-5.63	-5.65	-5.68	-5.73	-5.76	-5.83	-5.87
Douglas (Cochise County), AZ	PM ₁₀	Moderate	100	0.00	-0.53	-6.86	-7.35	-7.49	-7.61	-7.71	-7.76	-7.96	-8.45

Table D2-33 Emission Changes <u>a</u> / (for Cumulative Impacts) by Nonattainment Area with Alternative Standards for HD Vehicles Volatile Organic Compound (VOC) 2050													
Nonattainment Area	Pollutant	Status <u>c</u> /	General Conformity Threshold <u>d</u> /	Emissions Changes for Cumulative Impacts (tons/year)									
				Alt. 1	Alt. 2	Alt. 3	Alt. 4	Alt. 6A	Alt. 5	Alt. 6 <u>b</u> /	Alt. 7	Alt. 6B	Alt. 8
				No Action	Engine Only	Class 8 Tractors	Engines & Classes 7-8 Tractors	15% below Preferred Alternative Stringency	Engines, Classes 7-8 Tractors, & Classes 2b-3	Engines, Tractors, & Classes 2b-8	Engines, Tractors, & Truck, & Trailers	20% above Preferred Alternative Stringency	Accelerated Hybrid Adoption
Douglas (Cochise County), AZ	SO _x	Maintenance	100	0.00	-0.53	-6.86	-7.35	-7.49	-7.61	-7.71	-7.76	-7.96	-8.45
Duluth, MN	CO	Maintenance	100	0.00	-1.34	-8.43	-9.55	-9.93	-10.23	-10.42	-10.53	-10.98	-12.46
Eagle River, AK	PM ₁₀	Moderate	100	0.00	-1.17	-1.15	-2.05	-2.40	-2.67	-2.80	-2.87	-3.24	-4.71
East Chicago, IN	CO	Maintenance	100	0.00	-1.78	-23.30	-24.95	-25.42	-25.80	-26.14	-26.33	-26.98	-28.62
East Chicago, IN	PM ₁₀	Maintenance	100	0.00	-9.20	-27.80	-35.13	-37.83	-39.88	-41.06	-41.69	-44.67	-55.62
East Helena Area (Lewis and Clark County), MT	SO _x	Nonattainment	100	0.00	-0.27	-0.28	-0.49	-0.57	-0.63	-0.66	-0.68	-0.77	-1.10
El Paso County, TX	PM ₁₀	Moderate	100	0.00	-3.62	-25.41	-28.49	-29.50	-30.30	-30.85	-31.15	-32.39	-36.32
El Paso, TX	CO	Maintenance	100	0.00	-1.37	-2.24	-3.30	-3.71	-4.01	-4.18	-4.26	-4.70	-6.38
Erie, PA	Ozone	Maintenance	100	0.00	-1.35	-28.51	-29.91	-30.23	-30.52	-30.84	-31.02	-31.57	-32.53
Essex County (Whiteface Mountain), NY	Ozone	Former Subpart 1	50	0.00	-0.33	-0.35	-0.60	-0.70	-0.78	-0.82	-0.84	-0.94	-1.36
Eugene-Springfield, OR	CO	Maintenance	100	0.00	-1.85	-39.49	-41.41	-41.85	-42.24	-42.68	-42.93	-43.68	-44.98
Eugene-Springfield, OR	PM ₁₀	Moderate	100	0.00	-1.85	-39.49	-41.41	-41.85	-42.24	-42.68	-42.93	-43.68	-44.98
Evansville, IN	Ozone	Maintenance	100	0.00	-3.70	-84.70	-88.62	-89.47	-90.26	-91.17	-91.69	-93.22	-95.68
Evansville, IN	PM _{2.5}	Nonattainment	100	0.00	-4.80	-85.36	-90.11	-91.30	-92.33	-93.37	-93.95	-95.83	-99.65
Fairbanks, AK	CO	Maintenance	100	0.00	-0.32	-1.71	-1.97	-2.06	-2.13	-2.18	-2.21	-2.31	-2.67
Fayetteville, NC	Ozone	Former Subpart 1	50	0.00	-2.02	-28.05	-29.94	-30.47	-30.90	-31.29	-31.51	-32.26	-34.08
Flathead County; Whitefish and vicinity, MT	PM ₁₀	Moderate	100	0.00	-0.50	-1.15	-1.54	-1.69	-1.80	-1.86	-1.89	-2.05	-2.65
Flint, MI	Ozone	Maintenance	100	0.00	-6.60	-82.21	-88.28	-90.02	-91.46	-92.68	-93.36	-95.77	-101.98
Follansbee, WV	PM ₁₀	Maintenance	100	0.00	-0.53	-0.38	-0.78	-0.94	-1.06	-1.12	-1.15	-1.31	-1.97
Fort Collins, CO	CO	Maintenance	100	0.00	-1.04	-14.97	-15.96	-16.23	-16.45	-16.66	-16.77	-17.16	-18.09
Fort Hall Reservation, ID	PM ₁₀	Moderate	100	0.00	-0.31	-0.24	-0.48	-0.58	-0.65	-0.68	-0.70	-0.80	-1.19
Fort Wayne, IN	Ozone	Maintenance	100	0.00	-4.50	-51.50	-55.59	-56.79	-57.77	-58.58	-59.02	-60.65	-65.00
Franklin County, PA	Ozone	Maintenance	100	0.00	-2.85	-24.61	-27.09	-27.88	-28.50	-28.97	-29.22	-30.22	-33.19
Franklin Township (Coshocton County), OH	SO _x	Maintenance	100	0.00	-0.58	-0.45	-0.89	-1.07	-1.20	-1.27	-1.30	-1.48	-2.21
Frederick County, VA	Ozone	Former Subpart 1	50	0.00	-2.37	-15.14	-17.14	-17.81	-18.33	-18.68	-18.87	-19.68	-22.29
Fredericksburg, VA	Ozone	Maintenance	100	0.00	-3.25	-30.39	-33.25	-34.15	-34.86	-35.40	-35.69	-36.84	-40.16
Freehold, NJ	CO	Maintenance	100	0.00	-0.67	-1.12	-1.64	-1.84	-1.99	-2.07	-2.11	-2.33	-3.15
Fresno, CA	CO	Maintenance	100	0.00	-2.01	-46.60	-48.74	-49.20	-49.62	-50.13	-50.41	-51.24	-52.56
Grand Rapids, MI	Ozone	Maintenance	100	0.00	-5.17	-136.46	-142.17	-143.31	-144.40	-145.78	-146.57	-148.79	-151.73
Granite City, Nameoki Townships, IL	PM ₁₀	Maintenance	100	0.00	-1.37	-5.60	-6.71	-7.11	-7.41	-7.59	-7.69	-8.14	-9.73
Grant County, NM	SO _x	Maintenance	100	0.00	-0.36	-0.45	-0.73	-0.84	-0.92	-0.96	-0.98	-1.10	-1.54
Grants Pass, OR	CO	Maintenance	100	0.00	-0.40	-3.50	-3.85	-3.96	-4.05	-4.12	-4.15	-4.29	-4.71
Grants Pass, OR	PM ₁₀	Maintenance	100	0.00	-0.40	-3.50	-3.85	-3.96	-4.05	-4.12	-4.15	-4.29	-4.71
Great Falls, MT	CO	Maintenance	100	0.00	-0.43	-2.09	-2.44	-2.57	-2.66	-2.72	-2.75	-2.90	-3.39
Greater Connecticut, CT	Ozone	Moderate	50	0.00	-10.64	-83.71	-92.86	-95.82	-98.17	-99.84	-100.75	-104.43	-115.72
Greeley, CO	CO	Maintenance	100	0.00	-1.55	-12.28	-13.62	-14.05	-14.39	-14.63	-14.77	-15.30	-16.94
Green Bay, WI	SO _x	Maintenance	100	0.00	-0.75	-13.83	-14.58	-14.77	-14.93	-15.09	-15.19	-15.48	-16.07
Greene County, IN	Ozone	Maintenance	100	0.00	-2.36	-7.94	-9.83	-10.52	-11.05	-11.35	-11.52	-12.28	-15.07
Greene County, PA	Ozone	Maintenance	100	0.00	-1.92	-5.10	-6.62	-7.19	-7.61	-7.86	-7.99	-8.60	-10.91
Greensboro-Winston Salem-High Point, NC	Ozone	Marginal	50	0.00	-8.79	-234.37	-244.12	-246.04	-247.89	-250.27	-251.62	-255.40	-260.35
Greensboro-Winston salem-High Point, NC	PM _{2.5}	Nonattainment	100	0.00	-6.35	-232.89	-240.78	-241.96	-243.27	-245.36	-246.57	-249.59	-251.47
Greenville-Spartanburg-Anderson, SC	Ozone	Former Subpart 1	50	0.00	-9.43	-113.45	-122.08	-124.58	-126.63	-128.35	-129.30	-132.74	-141.70
Groveland Township (Tazewell County), IL	SO _x	Maintenance	100	0.00	-0.24	-3.09	-3.32	-3.38	-3.43	-3.48	-3.50	-3.59	-3.81

Table D2-33 Emission Changes <u>a/</u> (for Cumulative Impacts) by Nonattainment Area with Alternative Standards for HD Vehicles Volatile Organic Compound (VOC) 2050													
Nonattainment Area	Pollutant	Status <u>c/</u>	General Conformity Threshold <u>d/</u>	Emissions Changes for Cumulative Impacts (tons/year)									
				Alt. 1	Alt. 2	Alt. 3	Alt. 4	Alt. 6A	Alt. 5	Alt. 6 <u>b/</u>	Alt. 7	Alt. 6B	Alt. 8
				No Action	Engine Only	Class 8 Tractors	Engines & Classes 7-8 Tractors	15% below Preferred Alternative Stringency	Engines, Classes 7-8 Tractors, & Classes 2b-3	Engines, Tractors, & Classes 2b-8	Engines, Tractors, & Trucks, & Trailers	20% above Preferred Alternative Stringency	Accelerated Hybrid Adoption
Hancock-Knox-Lincoln-Waldo Counties, ME	Ozone	Maintenance	100	0.00	-0.84	-13.17	-13.98	-14.19	-14.37	-14.54	-14.64	-14.95	-15.67
Harrisburg-Lebanon-Carlisle, PA	Ozone	Maintenance	100	0.00	-7.61	-250.73	-259.80	-261.31	-262.89	-265.23	-266.58	-270.07	-273.08
Harrisburg-Lebanon-Carlisle, PA	PM _{2.5}	Nonattainment	100	0.00	-7.60	-250.72	-259.78	-261.29	-262.86	-265.20	-266.55	-270.03	-273.02
Hartford-New Britain-Middletown, CT	CO	Maintenance	100	0.00	-5.54	-56.11	-61.04	-62.55	-63.76	-64.71	-65.23	-67.20	-72.76
Hayden (Pinal County), AZ	SO _x	Nonattainment	100	0.00	-0.69	-1.39	-1.93	-2.14	-2.29	-2.38	-2.42	-2.64	-3.49
Hayden/Miami, AZ	PM ₁₀	Moderate	100	0.00	-0.73	-3.85	-4.45	-4.66	-4.82	-4.92	-4.98	-5.22	-6.04
Haywood and Swain Counties (Great Smoky Mountain NP), NC	Ozone	Maintenance	100	0.00	-1.63	-1.65	-2.91	-3.40	-3.76	-3.95	-4.05	-4.57	-6.59
Hazelwood, PA	SO _x	Maintenance	100	0.00	-2.38	-4.11	-5.96	-6.67	-7.21	-7.49	-7.64	-8.40	-11.32
Hickory, NC	PM _{2.5}	Nonattainment	100	0.00	-1.31	-15.61	-16.80	-17.15	-17.44	-17.68	-17.81	-18.28	-19.53
Hickory-Morgantown-Lenoir, NC	Ozone	Former Subpart 1	50	0.00	-1.56	-27.99	-29.54	-29.92	-30.26	-30.60	-30.79	-31.40	-32.63
Hollis Township, IL	SO _x	Maintenance	100	0.00	-0.37	-0.51	-0.79	-0.90	-0.99	-1.03	-1.05	-1.17	-1.62
Houston-Galveston-Brazoria, TX	Ozone	Severe	25	0.00	-67.96	-455.88	-513.27	-532.46	-547.45	-557.68	-563.21	-586.34	-660.57
Humphreys County, TN	SO _x	Maintenance	100	0.00	-0.42	-1.31	-1.64	-1.76	-1.86	-1.91	-1.94	-2.07	-2.57
Huntington-Ashland, WV-KY-OH	PM _{2.5}	Nonattainment	100	0.00	-9.74	-40.19	-48.08	-50.91	-53.07	-54.39	-55.09	-58.29	-69.59
Huntington-Ashland, WV-KY	Ozone	Maintenance	100	0.00	-8.25	-21.78	-28.30	-30.74	-32.58	-33.62	-34.17	-36.82	-46.73
Huron County, MI	Ozone	Maintenance	100	0.00	-0.42	-4.44	-4.82	-4.94	-5.03	-5.10	-5.14	-5.30	-5.72
Imperial County, CA	Ozone	Moderate	50	0.00	-5.72	-25.05	-29.71	-31.36	-32.63	-33.41	-33.83	-35.72	-42.32
Imperial Valley, CA	PM ₁₀	Serious	70	0.00	-5.08	-24.22	-28.37	-29.84	-30.96	-31.67	-32.04	-33.73	-39.53
Indian Wells, CA	PM ₁₀	Maintenance	100	0.00	-4.59	-5.15	-8.69	-10.06	-11.09	-11.63	-11.91	-13.35	-19.05
Indianapolis, IN	CO	Maintenance	100	0.00	-9.17	-485.83	-499.19	-500.42	-502.23	-506.15	-508.44	-513.48	-512.23
Indianapolis, IN	Ozone	Maintenance	100	0.00	-14.99	-489.36	-507.17	-510.16	-513.27	-517.85	-520.49	-527.35	-533.40
Indianapolis, IN	PM _{2.5}	Nonattainment	100	0.00	-12.81	-488.03	-504.17	-506.50	-509.13	-513.46	-515.97	-522.14	-525.45
Jackson County, IN	Ozone	Maintenance	100	0.00	-2.40	-14.97	-16.98	-17.66	-18.19	-18.55	-18.74	-19.55	-22.20
Jamestown, NY	Ozone	Former Subpart 1	50	0.00	-2.53	-18.09	-20.24	-20.95	-21.51	-21.90	-22.11	-22.97	-25.70
Jefferson County, NY	Ozone	Moderate	50	0.00	-0.76	-11.30	-12.03	-12.22	-12.39	-12.54	-12.62	-12.91	-13.58
Jefferson County, OH	PM ₁₀	Maintenance	100	0.00	-0.54	-1.09	-1.51	-1.67	-1.79	-1.85	-1.89	-2.06	-2.71
Johnson City-Kingsport-Bristol, TN	Ozone	Former Subpart 1	50	0.00	-4.50	-26.88	-30.63	-31.91	-32.90	-33.56	-33.92	-35.43	-40.43
Johnstown, PA	Ozone	Maintenance	100	0.00	-2.73	-15.92	-18.19	-18.97	-19.57	-19.97	-20.18	-21.10	-24.14
Johnstown, PA	PM _{2.5}	Nonattainment	100	0.00	-2.73	-15.92	-18.19	-18.97	-19.57	-19.97	-20.18	-21.10	-24.14
Juneau, AK	PM ₁₀	Moderate	100	0.00	-0.22	-0.83	-1.01	-1.07	-1.12	-1.15	-1.17	-1.24	-1.50
Kalamazoo-Battle Creek, MI	Ozone	Maintenance	100	0.00	-5.31	-79.73	-84.80	-86.16	-87.31	-88.37	-88.96	-90.97	-95.60
Kalispell, MT	PM ₁₀	Moderate	100	0.00	-0.53	-3.75	-4.21	-4.36	-4.47	-4.56	-4.60	-4.78	-5.36
Kent and Queen Annes Counties, MD	Ozone	Maintenance	100	0.00	-2.45	-9.21	-11.18	-11.89	-12.44	-12.76	-12.94	-13.74	-16.60
Kent, WA	PM ₁₀	Maintenance	100	0.00	-4.39	-5.21	-8.60	-9.91	-10.89	-11.41	-11.68	-13.07	-18.51
Kern County (Eastern Kern), CA	Ozone	Former Subpart 1	50	0.00	-16.40	-16.05	-28.66	-33.59	-37.25	-39.16	-40.15	-45.30	-65.71
Kewaunee County, WI	Ozone	Maintenance	100	0.00	-0.77	-3.85	-4.48	-4.70	-4.87	-4.98	-5.04	-5.29	-6.16
King County, WA	PM ₁₀	Maintenance	100	0.00	-4.37	-3.64	-6.99	-8.31	-9.28	-9.79	-10.05	-11.42	-16.88
Klamath Falls, OR	CO	Maintenance	100	0.00	-0.53	-8.24	-8.75	-8.88	-9.00	-9.10	-9.16	-9.36	-9.82
Klamath Falls, OR	PM ₁₀	Maintenance	100	0.00	-0.53	-8.24	-8.75	-8.88	-9.00	-9.10	-9.16	-9.36	-9.82
Knoxville, TN	Ozone	Former Subpart 1	50	0.00	-12.49	-321.38	-335.07	-337.84	-340.48	-343.78	-345.66	-350.98	-358.32
Knoxville, TN	PM _{2.5}	Nonattainment	100	0.00	-11.52	-320.79	-333.75	-336.22	-338.64	-341.83	-343.65	-348.67	-354.79
La Porte County, IN	SO _x	Maintenance	100	0.00	-1.68	-7.61	-8.98	-9.47	-9.84	-10.07	-10.19	-10.75	-12.67
LaGrande, OR	PM ₁₀	Maintenance	100	0.00	-0.24	-1.36	-1.55	-1.62	-1.67	-1.71	-1.73	-1.81	-2.07

Table D2-33 Emission Changes <u>a/</u> (for Cumulative Impacts) by Nonattainment Area with Alternative Standards for HD Vehicles Volatile Organic Compound (VOC) 2050													
Nonattainment Area	Pollutant	Status <u>c/</u>	General Conformity Threshold <u>d/</u>	Emissions Changes for Cumulative Impacts (tons/year)									
				Alt. 1	Alt. 2	Alt. 3	Alt. 4	Alt. 6A	Alt. 5	Alt. 6 <u>b/</u>	Alt. 7	Alt. 6B	Alt. 8
				No Action	Engine Only	Class 8 Tractors	Engines & Classes 7–8 Tractors	15% below Preferred Alternative Stringency	Engines, Classes 7–8 Tractors, & Classes 2b–3	Engines, Tractors, & Classes 2b–8	Engines, Tractors, & Truck, & Trailers	20% above Preferred Alternative Stringency	Accelerated Hybrid Adoption
Lake County, IN	SO _x	Maintenance	100	0.00	-6.21	-35.78	-40.94	-42.71	-44.08	-44.98	-45.47	-47.55	-54.49
Lake County, OH	SO _x	Maintenance	100	0.00	-0.24	-4.44	-4.68	-4.74	-4.79	-4.84	-4.87	-4.97	-5.15
Lake County, OR	PM ₁₀	Maintenance	100	0.00	-0.10	-0.55	-0.63	-0.66	-0.68	-0.69	-0.70	-0.73	-0.84
Lake Tahoe North Shore, CA	CO	Maintenance	100	0.00	-1.25	-2.42	-3.40	-3.77	-4.05	-4.20	-4.28	-4.67	-6.19
Lake Tahoe South Shore, CA	CO	Maintenance	100	0.00	-0.63	-4.66	-5.20	-5.38	-5.52	-5.61	-5.67	-5.88	-6.56
Lake Tahoe, NV	CO	Maintenance	100	0.00	-1.23	-1.62	-2.58	-2.94	-3.22	-3.37	-3.44	-3.83	-5.36
Lamar, CO	PM ₁₀	Maintenance	100	0.00	-0.19	-0.87	-1.03	-1.08	-1.13	-1.15	-1.17	-1.23	-1.45
Lame Deer, MT	PM ₁₀	Moderate	100	0.00	-0.09	-0.26	-0.33	-0.35	-0.37	-0.39	-0.39	-0.42	-0.53
Lancaster, PA	Ozone	Maintenance	100	0.00	-4.99	-99.32	-104.41	-105.61	-106.68	-107.82	-108.47	-110.46	-114.17
Lancaster, PA	PM _{2.5}	Nonattainment	100	0.00	-4.99	-99.32	-104.41	-105.61	-106.68	-107.82	-108.47	-110.46	-114.17
Lane County, OR	PM ₁₀	Moderate	100	0.00	-1.31	-0.89	-1.89	-2.29	-2.58	-2.73	-2.81	-3.22	-4.86
Lansing-East Lansing, MI	Ozone	Maintenance	100	0.00	-3.82	-76.34	-80.24	-81.15	-81.97	-82.85	-83.35	-84.88	-87.70
LaPorte, IN	Ozone	Maintenance	100	0.00	-2.51	-19.85	-22.01	-22.71	-23.27	-23.66	-23.88	-24.75	-27.42
Las Vegas, NV	CO	Serious	100	0.00	-2.51	-42.67	-45.13	-45.76	-46.29	-46.83	-47.12	-48.09	-50.14
Las Vegas, NV	Ozone	Former Subpart 1	50	0.00	-4.95	-44.16	-48.49	-49.85	-50.94	-51.75	-52.19	-53.92	-59.05
Lauderdale County, AL	SO _x	Maintenance	100	0.00	-1.68	-9.31	-10.70	-11.18	-11.55	-11.79	-11.92	-12.49	-14.38
Laurel Area (Yellowstone County), MT	SO _x	Nonattainment	100	0.00	-0.55	-0.52	-0.94	-1.11	-1.23	-1.29	-1.33	-1.50	-2.19
Libby, MT	PM ₁₀	Moderate	100	0.00	-0.07	-1.10	-1.17	-1.19	-1.20	-1.22	-1.23	-1.25	-1.32
Libby, MT	PM _{2.5}	Nonattainment	100	0.00	-0.07	-1.10	-1.17	-1.19	-1.20	-1.22	-1.23	-1.25	-1.32
Liberty-Clairton, PA	PM _{2.5}	Nonattainment	100	0.00	-2.36	-2.18	-3.99	-4.70	-5.23	-5.50	-5.64	-6.38	-9.32
Lima, OH	Ozone	Maintenance	100	0.00	-3.27	-17.01	-19.71	-20.64	-21.37	-21.83	-22.08	-23.17	-26.87
Longmont, CO	CO	Maintenance	100	0.00	-2.51	-8.78	-10.79	-11.53	-12.09	-12.42	-12.59	-13.41	-16.37
Lorain County, OH	SO _x	Maintenance	100	0.00	-0.44	-5.55	-5.95	-6.07	-6.16	-6.25	-6.29	-6.45	-6.86
Los Angeles South Coast Air Basin, CA	CO	Maintenance	100	0.00	-84.81	-3847.95	-3962.98	-3976.43	-3993.51	-4025.86	-4044.72	-4088.37	-4093.92
Los Angeles South Coast Air Basin, CA	NO _x	Maintenance	100	0.00	-84.81	-3847.95	-3962.98	-3976.43	-3993.51	-4025.86	-4044.72	-4088.37	-4093.92
Los Angeles South Coast Air Basin, CA	Ozone	Extreme	10	0.00	-84.81	-3847.95	-3962.98	-3976.43	-3993.51	-4025.86	-4044.72	-4088.37	-4093.92
Los Angeles South Coast Air Basin, CA	PM ₁₀	Serious	70	0.00	-84.81	-3847.95	-3962.98	-3976.43	-3993.51	-4025.86	-4044.72	-4088.37	-4093.92
Los Angeles South Coast Air Basin, CA	PM _{2.5}	Nonattainment	100	0.00	-84.81	-3847.95	-3962.98	-3976.43	-3993.51	-4025.86	-4044.72	-4088.37	-4093.92
Los Angeles-San Bernardino Counties (western Mohave), CA	Ozone	Moderate	50	0.00	-17.08	-47.24	-60.78	-65.82	-69.62	-71.79	-72.93	-78.44	-98.88
Louisville, KY-IN	Ozone	Maintenance	100	0.00	-8.10	-306.56	-316.74	-318.22	-319.88	-322.60	-324.18	-328.08	-330.22
Louisville, KY-IN	PM _{2.5}	Nonattainment	100	0.00	-7.86	-306.42	-316.41	-317.82	-319.43	-322.13	-323.69	-327.51	-329.35
Lowell, MA	CO	Maintenance	100	0.00	-1.38	-9.95	-11.13	-11.51	-11.82	-12.03	-12.15	-12.62	-14.11
Lucas County, OH	SO _x	Maintenance	100	0.00	-1.88	-31.45	-33.29	-33.76	-34.17	-34.56	-34.78	-35.51	-37.06
Lyons Township, IL	PM ₁₀	Maintenance	100	0.00	-5.25	-10.81	-14.92	-16.48	-17.65	-18.30	-18.64	-20.31	-26.70
Macon, GA	Ozone	Maintenance	100	0.00	-2.70	-26.91	-29.30	-30.04	-30.63	-31.09	-31.34	-32.30	-35.01
Macon, GA	PM _{2.5}	Nonattainment	100	0.00	-2.70	-26.91	-29.30	-30.04	-30.63	-31.09	-31.34	-32.30	-35.01
Madison and Page Counties (Shenandoah NP), VA	Ozone	Maintenance	100	0.00	-0.62	-0.60	-1.08	-1.27	-1.41	-1.48	-1.52	-1.71	-2.49
Madison, WI	SO _x	Maintenance	100	0.00	-1.32	-34.59	-36.05	-36.34	-36.62	-36.98	-37.18	-37.74	-38.51
Mammoth Lake, CA	PM ₁₀	Moderate	100	0.00	-0.32	-1.37	-1.64	-1.73	-1.80	-1.85	-1.87	-1.98	-2.36
Manchester, NH	CO	Maintenance	100	0.00	-0.65	-6.11	-6.69	-6.87	-7.01	-7.12	-7.18	-7.41	-8.08
Manitowoc County, WI	Ozone	Former Subpart 1	50	0.00	-1.20	-18.17	-19.31	-19.62	-19.88	-20.12	-20.25	-20.70	-21.74
Marion County, IN	SO _x	Maintenance	100	0.00	-3.27	-32.74	-35.64	-36.53	-37.24	-37.80	-38.10	-39.27	-42.54
Mariposa and Tuolumne Counties (Southern Mountain), CA	Ozone	Former Subpart 1	50	0.00	-2.07	-7.91	-9.58	-10.18	-10.64	-10.91	-11.06	-11.74	-14.15

Table D2-33 Emission Changes <u>a</u> / (for Cumulative Impacts) by Nonattainment Area with Alternative Standards for HD Vehicles Volatile Organic Compound (VOC) 2050													
Nonattainment Area	Pollutant	Status <u>c</u> /	General Conformity Threshold <u>d</u> /	Emissions Changes for Cumulative Impacts (tons/year)									
				Alt. 1	Alt. 2	Alt. 3	Alt. 4	Alt. 6A	Alt. 5	Alt. 6 <u>b</u> /	Alt. 7	Alt. 6B	Alt. 8
				No Action	Engine Only	Class 8 Tractors	Engines & Classes 7-8 Tractors	15% below Preferred Alternative Stringency	Engines, Classes 7-8 Tractors, & Classes 2b-3	Engines, Tractors, & Classes 2b-8	Engines, Tractors, & Trucks, & Trailers	20% above Preferred Alternative Stringency	Accelerated Hybrid Adoption
Martinsburg, WV-Hagerstown, MD	PM _{2.5}	Nonattainment	100	0.00	-3.92	-35.75	-39.19	-40.27	-41.13	-41.77	-42.13	-43.50	-47.53
Mason County, MI	Ozone	Maintenance	100	0.00	-0.74	-4.63	-5.25	-5.46	-5.62	-5.73	-5.79	-6.04	-6.86
Medford, OR	CO	Maintenance	100	0.00	-0.29	-7.84	-8.16	-8.22	-8.28	-8.36	-8.40	-8.53	-8.69
Medford-Ashland, OR	PM ₁₀	Maintenance	100	0.00	-0.44	-18.70	-19.28	-19.35	-19.44	-19.60	-19.69	-19.92	-19.98
Memphis, TN-AR	Ozone	Maintenance	100	0.00	-7.65	-113.05	-120.33	-122.29	-123.95	-125.47	-126.31	-129.20	-135.92
Memphis, TN	CO	Maintenance	100	0.00	-6.56	-103.22	-109.54	-111.20	-112.62	-113.96	-114.71	-117.21	-122.80
Miami (Gila County), AZ	SO _x	Maintenance	100	0.00	-0.71	-2.80	-3.38	-3.59	-3.75	-3.84	-3.89	-4.13	-4.96
Millinocket AQCR 109, ME	SO _x	Maintenance	100	0.00	-0.43	-0.83	-1.16	-1.29	-1.38	-1.44	-1.46	-1.60	-2.12
Milwaukee, WI	SO _x	Maintenance	100	0.00	-2.93	-48.44	-51.29	-52.03	-52.66	-53.27	-53.62	-54.75	-57.18
Milwaukee-Racine, WI	Ozone	Moderate	50	0.00	-7.03	-203.52	-211.53	-213.01	-214.49	-216.48	-217.62	-220.72	-224.25
Minneapolis-St Paul, MN	CO	Maintenance	100	0.00	-23.36	-623.36	-649.27	-654.37	-659.29	-665.60	-669.20	-679.26	-692.38
Minneapolis-St Paul, MN	SO _x	Maintenance	100	0.00	-17.43	-619.77	-641.14	-644.45	-648.05	-653.67	-656.93	-665.13	-670.81
Missoula, MT	CO	Maintenance	100	0.00	-1.07	-14.20	-15.20	-15.48	-15.71	-15.91	-16.03	-16.42	-17.41
Missoula, MT	PM ₁₀	Moderate	100	0.00	-1.07	-14.20	-15.20	-15.48	-15.71	-15.91	-16.03	-16.42	-17.41
Modesto, CA	CO	Maintenance	100	0.00	-1.49	-27.58	-29.07	-29.43	-29.75	-30.08	-30.27	-30.85	-32.01
Mohave County, AZ	PM ₁₀	Maintenance	100	0.00	-2.69	-14.50	-16.73	-17.50	-18.10	-18.48	-18.69	-19.59	-22.62
Mono Basin, CA	PM ₁₀	Moderate	100	0.00	-0.41	-0.40	-0.72	-0.84	-0.93	-0.98	-1.01	-1.14	-1.65
Morenci (Greenlee County), AZ	SO _x	Maintenance	100	0.00	-0.10	-0.29	-0.36	-0.39	-0.41	-0.42	-0.43	-0.46	-0.58
Morristown, NJ	CO	Maintenance	100	0.00	-0.62	-1.95	-2.45	-2.63	-2.76	-2.84	-2.89	-3.09	-3.82
Muhlenberg County, KY	SO _x	Maintenance	100	0.00	-1.79	-4.14	-5.55	-6.08	-6.48	-6.70	-6.81	-7.39	-9.55
Muncie, IN	Ozone	Maintenance	100	0.00	-3.06	-16.38	-18.91	-19.79	-20.47	-20.90	-21.14	-22.16	-25.62
Murray County (Chattahoochee NF), GA	Ozone	Maintenance	100	0.00	-0.65	-0.99	-1.50	-1.70	-1.84	-1.92	-1.96	-2.17	-2.97
Muscatine County, IA	SO _x	Maintenance	100	0.00	-0.45	-2.93	-3.31	-3.44	-3.54	-3.61	-3.64	-3.79	-4.29
Muskegon, MI	Ozone	Maintenance	100	0.00	-1.63	-21.31	-22.83	-23.25	-23.61	-23.91	-24.08	-24.68	-26.19
Nashua, NH	CO	Maintenance	100	0.00	-1.47	-5.52	-6.71	-7.14	-7.46	-7.66	-7.76	-8.24	-9.96
Nashville, TN	Ozone	Former Subpart 1	50	0.00	-9.59	-264.69	-275.44	-277.51	-279.53	-282.17	-283.68	-287.85	-293.01
Nevada County (western part), CA	Ozone	Former Subpart 1	50	0.00	-0.92	-8.52	-9.32	-9.57	-9.78	-9.93	-10.01	-10.33	-11.27
New Haven County, CT	PM ₁₀	Maintenance	100	0.00	-2.43	-10.18	-12.15	-12.86	-13.39	-13.72	-13.90	-14.70	-17.51
New Haven-Meriden-Waterbury, CT	CO	Maintenance	100	0.00	-5.49	-43.69	-48.42	-49.94	-51.15	-52.02	-52.49	-54.39	-60.20
New Manchester-Grant Magisterial District (Hancock County), WV	SO _x	Maintenance	100	0.00	-1.24	-1.19	-2.14	-2.52	-2.79	-2.94	-3.01	-3.40	-4.95
New York County, NY	PM ₁₀	Moderate	100	0.00	-7.36	-19.47	-25.29	-27.47	-29.10	-30.03	-30.52	-32.89	-41.73
New York-N. New Jersey-Long Island, NY-NJ-CT	CO	Maintenance	100	0.00	-42.43	-1018.74	-1064.28	-1073.91	-1082.90	-1093.68	-1099.80	-1117.55	-1144.39
New York-N. New Jersey-Long Island, NY-NJ-CT	PM _{2.5}	Nonattainment	100	0.00	-48.49	-1022.42	-1072.59	-1084.05	-1094.40	-1105.86	-1112.35	-1131.99	-1166.44
New York-northern New Jersey-Long Island, NY-NJ-CT	Ozone	Moderate	50	0.00	-43.94	-695.65	-738.06	-749.19	-758.68	-767.69	-772.72	-789.49	-826.83
Nogales, AZ	PM ₁₀	Moderate	100	0.00	-0.18	-4.39	-4.58	-4.63	-4.67	-4.71	-4.74	-4.82	-4.93
Norfolk-Virginia Beach-Newport News, VA	Ozone	Maintenance	100	0.00	-5.95	-62.98	-68.30	-69.91	-71.21	-72.24	-72.81	-74.94	-80.82
Ogden, UT	CO	Maintenance	100	0.00	-0.30	-6.82	-7.14	-7.21	-7.27	-7.35	-7.39	-7.52	-7.72
Ogden, UT	PM ₁₀	Moderate	100	0.00	-0.30	-6.82	-7.14	-7.21	-7.27	-7.35	-7.39	-7.52	-7.72
Oglesby, IL	PM ₁₀	Maintenance	100	0.00	-0.22	-0.38	-0.55	-0.62	-0.67	-0.69	-0.71	-0.78	-1.05
Olmsted County, MN	PM ₁₀	Maintenance	100	0.00	-0.38	-2.11	-2.43	-2.54	-2.63	-2.68	-2.71	-2.84	-3.27
Olympia, Tumwater, Lacey, WA	PM ₁₀	Maintenance	100	0.00	-0.62	-11.10	-11.72	-11.87	-12.00	-12.14	-12.22	-12.46	-12.96
Owens Valley, CA	PM ₁₀	Serious	70	0.00	-2.24	-1.71	-3.43	-4.10	-4.60	-4.86	-4.99	-5.70	-8.50
Pagosa Springs, CO	PM ₁₀	Maintenance	100	0.00	-0.05	-0.05	-0.09	-0.11	-0.12	-0.12	-0.13	-0.14	-0.20

Table D2-33 Emission Changes <u>a/</u> (for Cumulative Impacts) by Nonattainment Area with Alternative Standards for HD Vehicles Volatile Organic Compound (VOC) 2050													
Nonattainment Area	Pollutant	Status <u>c/</u>	General Conformity Threshold <u>d/</u>	Emissions Changes for Cumulative Impacts (tons/year)									
				Alt. 1	Alt. 2	Alt. 3	Alt. 4	Alt. 6A	Alt. 5	Alt. 6 <u>b/</u>	Alt. 7	Alt. 6B	Alt. 8
				No Action	Engine Only	Class 8 Tractors	Engines & Classes 7-8 Tractors	15% below Preferred Alternative Stringency	Engines, Classes 7-8 Tractors, & Classes 2b-3	Engines, Tractors, & Classes 2b-8	Engines, Tractors, & Truck, & Trailers	20% above Preferred Alternative Stringency	Accelerated Hybrid Adoption
Parkersburg-Marietta, WV-OH	Ozone	Maintenance	100	0.00	-2.23	-43.04	-45.30	-45.84	-46.32	-46.82	-47.10	-47.99	-49.68
Parkersburg-Marietta, WV-OH	PM _{2.5}	Nonattainment	100	0.00	-2.23	-43.04	-45.30	-45.84	-46.32	-46.82	-47.10	-47.99	-49.68
Payson, AZ	PM ₁₀	Maintenance	100	0.00	-0.21	-1.63	-1.80	-1.86	-1.91	-1.94	-1.96	-2.03	-2.25
Penns Grove, NJ	CO	Maintenance	100	0.00	-0.14	-0.13	-0.23	-0.27	-0.30	-0.32	-0.33	-0.37	-0.54
Peoria, IL	SO _x	Maintenance	100	0.00	-0.58	-12.78	-13.39	-13.53	-13.65	-13.79	-13.87	-14.11	-14.51
Perth Amboy, NJ	CO	Maintenance	100	0.00	-1.80	-6.96	-8.41	-8.94	-9.34	-9.58	-9.71	-10.30	-12.40
Philadelphia-Camden County, PA-NJ	CO	Maintenance	100	0.00	-4.15	-34.33	-37.92	-39.07	-39.99	-40.65	-41.01	-42.45	-46.81
Phildelphia-Wilmington, PA-NY-DE	PM _{2.5}	Nonattainment	100	0.00	-26.46	-364.12	-388.94	-395.81	-401.55	-406.65	-409.49	-419.33	-443.28
Phildelphia-Wilmington-Atlantic City, PA-NY-MD-DE	Ozone	Moderate	50	0.00	-32.50	-488.95	-519.98	-528.29	-535.32	-541.84	-545.47	-557.75	-586.06
Phoenix, AZ	CO	Maintenance	100	0.00	-16.22	-818.58	-841.67	-843.98	-847.21	-853.89	-857.80	-866.52	-865.38
Phoenix, AZ	PM ₁₀	Serious	70	0.00	-16.22	-818.58	-841.67	-843.98	-847.21	-853.89	-857.80	-866.52	-865.38
Phoenix-Mesa, AZ	Ozone	Former Subpart 1	50	0.00	-10.83	-418.53	-432.26	-434.21	-436.43	-440.12	-442.27	-447.51	-450.16
Pierce County, WA	PM ₁₀	Maintenance	100	0.00	-1.57	-1.80	-3.01	-3.48	-3.83	-4.01	-4.11	-4.60	-6.55
Pinehurst, ID	PM ₁₀	Moderate	100	0.00	-0.09	-0.14	-0.21	-0.23	-0.25	-0.27	-0.27	-0.30	-0.41
Pittsburgh, PA	CO	Maintenance	100	0.00	-2.37	-3.38	-5.22	-5.93	-6.46	-6.74	-6.89	-7.64	-10.57
Pittsburgh-Beaver Valley, PA	Ozone	Former Subpart 1	50	0.00	-13.69	-331.59	-346.33	-349.42	-352.32	-355.82	-357.80	-363.54	-372.12
Pittsburgh-Beaver Valley, PA	PM _{2.5}	Nonattainment	100	0.00	-12.59	-330.93	-344.82	-347.58	-350.23	-353.60	-355.52	-360.92	-368.12
Polk County, TN	SO _x	Maintenance	100	0.00	-1.88	-3.47	-4.93	-5.49	-5.91	-6.14	-6.26	-6.86	-9.15
Polson, MT	PM ₁₀	Moderate	100	0.00	-0.09	-0.45	-0.52	-0.55	-0.57	-0.58	-0.58	-0.61	-0.71
Portland, ME	Ozone	Maintenance	100	0.00	-2.96	-74.62	-77.84	-78.50	-79.13	-79.90	-80.34	-81.60	-83.38
Portland, OR	CO	Maintenance	100	0.00	-3.73	-86.58	-90.54	-91.40	-92.19	-93.12	-93.65	-95.19	-97.62
Portneuf Valley, ID	PM ₁₀	Maintenance	100	0.00	-0.37	-3.96	-4.29	-4.38	-4.46	-4.53	-4.56	-4.69	-5.05
Poughkeepsie, NY	Ozone	Moderate	50	0.00	-7.47	-74.57	-81.20	-83.23	-84.87	-86.14	-86.84	-89.49	-97.01
Presque Isle, ME	PM ₁₀	Maintenance	100	0.00	-0.27	-1.15	-1.37	-1.45	-1.51	-1.54	-1.56	-1.65	-1.97
Providence (entire State), RI	Ozone	Moderate	50	0.00	-5.30	-34.47	-38.93	-40.43	-41.60	-42.39	-42.82	-44.62	-50.44
Provo, UT	CO	Maintenance	100	0.00	-0.88	-10.03	-10.84	-11.07	-11.27	-11.42	-11.51	-11.83	-12.69
Raleigh-Durham, NC	CO	Maintenance	100	0.00	-4.43	-138.43	-143.61	-144.51	-145.44	-146.75	-147.51	-149.51	-151.47
Raleigh-Durham-Chapel Hill, NC	Ozone	Maintenance	100	0.00	-7.60	-211.55	-220.10	-221.73	-223.33	-225.43	-226.63	-229.95	-233.99
Ramsey County, MN	PM ₁₀	Maintenance	100	0.00	-2.12	-1.46	-3.08	-3.72	-4.19	-4.43	-4.56	-5.22	-7.88
Reading, PA	Ozone	Maintenance	100	0.00	-5.96	-81.11	-86.69	-88.24	-89.54	-90.68	-91.31	-93.53	-98.94
Reading, PA	PM _{2.5}	Nonattainment	100	0.00	-5.96	-81.11	-86.69	-88.24	-89.54	-90.68	-91.31	-93.53	-98.94
Reno, NV	CO	Maintenance	100	0.00	-0.79	-13.25	-14.02	-14.22	-14.39	-14.55	-14.65	-14.95	-15.60
Rhineland (Oneida County), WI	SO _x	Maintenance	100	0.00	-0.21	-0.30	-0.46	-0.53	-0.57	-0.60	-0.61	-0.68	-0.93
Richmond-Petersburg, VA	Ozone	Maintenance	100	0.00	-3.99	-62.54	-66.38	-67.39	-68.25	-69.06	-69.52	-71.04	-74.44
Rillito, AZ	PM ₁₀	Moderate	100	0.00	-2.38	-5.14	-7.01	-7.72	-8.25	-8.54	-8.70	-9.46	-12.35
Riverside County (Coachella Valley), CA	Ozone	Severe	25	0.00	-7.19	-42.89	-48.89	-50.94	-52.52	-53.58	-54.14	-56.56	-64.55
Roanoke, VA	Ozone	Former Subpart 1	50	0.00	-2.05	-28.77	-30.70	-31.23	-31.68	-32.07	-32.30	-33.06	-34.90
Rochester (Olmsted County), MN	SO _x	Maintenance	100	0.00	-0.48	-8.87	-9.35	-9.46	-9.57	-9.67	-9.73	-9.92	-10.29
Rochester, NY	Ozone	Former Subpart 1	50	0.00	-5.15	-71.03	-75.86	-77.19	-78.31	-79.30	-79.85	-81.77	-86.42
Rocky Mount, NC	Ozone	Maintenance	100	0.00	-1.67	-20.73	-22.26	-22.70	-23.07	-23.37	-23.54	-24.15	-25.72
Rome, GA	PM _{2.5}	Nonattainment	100	0.00	-2.52	-10.38	-12.43	-13.16	-13.72	-14.06	-14.24	-15.07	-18.00
Ronan, MT	PM ₁₀	Moderate	100	0.00	-0.08	-0.20	-0.27	-0.29	-0.31	-0.32	-0.32	-0.35	-0.45
Rothschild, Rib Mountain, Weston (Marathon County), WI	SO _x	Maintenance	100	0.00	-0.71	-0.74	-1.29	-1.51	-1.66	-1.75	-1.79	-2.02	-2.90

Table D2-33 Emission Changes <u>a/</u> (for Cumulative Impacts) by Nonattainment Area with Alternative Standards for HD Vehicles Volatile Organic Compound (VOC) 2050													
Nonattainment Area	Pollutant	Status <u>c/</u>	General Conformity Threshold <u>d/</u>	Emissions Changes for Cumulative Impacts (tons/year)									
				Alt. 1	Alt. 2	Alt. 3	Alt. 4	Alt. 6A	Alt. 5	Alt. 6 <u>b/</u>	Alt. 7	Alt. 6B	Alt. 8
				No Action	Engine Only	Class 8 Tractors	Engines & Classes 7-8 Tractors	15% below Preferred Alternative Stringency	Engines, Classes 7-8 Tractors, & Classes 2b-3	Engines, Tractors, & Classes 2b-8	Engines, Tractors, & Truck, & Trailers	20% above Preferred Alternative Stringency	Accelerated Hybrid Adoption
Sacramento County, CA	PM ₁₀	Moderate	100	0.00	-8.82	-117.20	-125.42	-127.72	-129.64	-131.31	-132.24	-135.51	-143.60
Sacramento Metro, CA	Ozone	Severe	25	0.00	-11.73	-205.77	-217.36	-220.26	-222.79	-225.31	-226.73	-231.29	-240.73
Sacramento, CA	CO	Maintenance	100	0.00	-4.80	-122.13	-127.37	-128.44	-129.45	-130.71	-131.43	-133.47	-136.32
Salem, OR	CO	Maintenance	100	0.00	-0.58	-10.42	-11.00	-11.14	-11.27	-11.39	-11.46	-11.69	-12.16
Salt Lake City, UT	CO	Maintenance	100	0.00	-2.28	-13.28	-15.18	-15.83	-16.34	-16.67	-16.85	-17.62	-20.16
Salt Lake County, UT	PM ₁₀	Moderate	100	0.00	-5.33	-117.39	-122.97	-124.21	-125.35	-126.64	-127.37	-129.55	-133.20
Salt Lake County, UT	SO _x	Nonattainment	100	0.00	-5.02	-117.20	-122.55	-123.70	-124.76	-126.02	-126.73	-128.81	-132.08
San Antonio, TX	Ozone	Former Subpart 1	50	0.00	-13.10	-167.13	-179.23	-182.68	-185.53	-187.97	-189.33	-194.14	-206.34
San Bernardino County, CA	PM ₁₀	Moderate	100	0.00	-19.66	-36.12	-51.46	-57.31	-61.69	-64.08	-65.33	-71.59	-95.60
San Diego, CA	CO	Maintenance	100	0.00	-14.44	-422.65	-439.15	-442.18	-445.21	-449.33	-451.69	-458.07	-465.19
San Diego, CA	Ozone	Former Subpart 1	50	0.00	-14.76	-422.84	-439.59	-442.72	-445.81	-449.97	-452.35	-458.83	-466.35
San Francisco Bay Area, CA	Ozone	Marginal	50	0.00	-32.11	-330.96	-359.61	-368.30	-375.33	-380.85	-383.88	-395.33	-427.33
San Francisco-Oakland-San Jose, CA	CO	Maintenance	100	0.00	-28.44	-391.62	-418.30	-425.68	-431.85	-437.33	-440.38	-450.96	-476.68
San Joaquin Valley, CA	Ozone	Extreme	10	0.00	-46.04	-1174.67	-1225.01	-1235.24	-1244.96	-1257.06	-1263.96	-1283.54	-1310.83
San Joaquin Valley, CA	PM ₁₀	Maintenance	100	0.00	-46.04	-1174.67	-1225.01	-1235.24	-1244.96	-1257.06	-1263.96	-1283.54	-1310.83
San Joaquin Valley, CA	PM _{2.5}	Nonattainment	100	0.00	-46.04	-1174.67	-1225.01	-1235.24	-1244.96	-1257.06	-1263.96	-1283.54	-1310.83
San Manuel (Pinal County), AZ	SO _x	Maintenance	100	0.00	-2.46	-4.95	-6.87	-7.60	-8.15	-8.45	-8.61	-9.40	-12.39
Sanders County (part);Thompson Falls and vicinity, MT	PM ₁₀	Moderate	100	0.00	-0.06	-0.11	-0.15	-0.17	-0.19	-0.19	-0.20	-0.22	-0.29
Scranton-Wilkes Barre, PA	Ozone	Maintenance	100	0.00	-4.52	-85.97	-90.52	-91.62	-92.59	-93.60	-94.17	-95.96	-99.41
Seattle-Tacoma, WA	CO	Maintenance	100	0.00	-11.20	-290.80	-303.12	-305.59	-307.96	-310.93	-312.63	-317.41	-323.92
Sheboygan, WI	Ozone	Moderate	50	0.00	-1.08	-19.12	-20.19	-20.45	-20.68	-20.92	-21.05	-21.47	-22.33
Sheridan, WY	PM ₁₀	Moderate	100	0.00	-0.38	-2.37	-2.69	-2.80	-2.88	-2.94	-2.97	-3.10	-3.52
Shoshone County, ID	PM ₁₀	Moderate	100	0.00	-0.09	-0.05	-0.12	-0.15	-0.17	-0.18	-0.18	-0.21	-0.32
Somerville, NJ	CO	Maintenance	100	0.00	-0.35	-0.98	-1.25	-1.36	-1.43	-1.48	-1.50	-1.61	-2.03
South Bend-Elkhart, IN	Ozone	Maintenance	100	0.00	-4.70	-55.16	-59.44	-60.69	-61.72	-62.57	-63.03	-64.74	-69.24
Southeast Chicago, IL	PM ₁₀	Maintenance	100	0.00	-5.67	-21.31	-25.88	-27.53	-28.79	-29.55	-29.95	-31.80	-38.44
Spokane County, WA	PM ₁₀	Maintenance	100	0.00	-1.46	-28.91	-30.40	-30.75	-31.06	-31.40	-31.58	-32.17	-33.25
Spokane, WA	CO	Maintenance	100	0.00	-1.46	-28.59	-30.07	-30.42	-30.73	-31.06	-31.25	-31.83	-32.92
Springfield (western MA), MA	Ozone	Moderate	50	0.00	-5.42	-90.12	-95.41	-96.76	-97.93	-99.07	-99.71	-101.80	-106.29
Springfield, MA	CO	Maintenance	100	0.00	-0.59	-13.63	-14.26	-14.40	-14.52	-14.67	-14.75	-15.00	-15.38
St Louis, MO	CO	Maintenance	100	0.00	-9.79	-110.73	-119.59	-122.22	-124.35	-126.10	-127.06	-130.59	-140.10
St Louis, MO-IL	Ozone	Moderate	50	0.00	-19.06	-384.03	-403.51	-408.07	-412.15	-416.55	-419.03	-426.67	-440.69
St. Louis, MO-IL	PM _{2.5}	Nonattainment	100	0.00	-19.00	-381.53	-400.93	-405.48	-409.55	-413.92	-416.39	-424.01	-438.01
State College, PA	Ozone	Maintenance	100	0.00	-1.20	-29.99	-31.29	-31.56	-31.81	-32.13	-32.30	-32.81	-33.54
Steamboat Springs, CO	PM ₁₀	Maintenance	100	0.00	-0.13	-2.11	-2.24	-2.27	-2.30	-2.33	-2.34	-2.39	-2.51
Steubenville & Mingo Juction, OH	SO _x	Maintenance	100	0.00	-0.68	-4.96	-5.54	-5.73	-5.88	-5.98	-6.04	-6.27	-7.01
Steubenville-Weirton, OH-WV	Ozone	Maintenance	100	0.00	-3.17	-19.48	-22.14	-23.04	-23.74	-24.21	-24.46	-25.53	-29.05
Steubenville-Weirton, OH-WV	PM _{2.5}	Nonattainment	100	0.00	-3.17	-19.48	-22.14	-23.04	-23.74	-24.21	-24.46	-25.53	-29.05
Stockton, CA	CO	Maintenance	100	0.00	-1.71	-38.29	-40.09	-40.49	-40.85	-41.27	-41.50	-42.21	-43.36
Sutter County (Sutter Buttes), CA	Ozone	Former Subpart 1	50	0.00	-0.07	-0.04	-0.10	-0.12	-0.13	-0.14	-0.15	-0.17	-0.26
Syracuse, NY	CO	Maintenance	100	0.00	-2.53	-28.75	-31.04	-31.72	-32.27	-32.72	-32.97	-33.89	-36.34
Telluride, CO	PM ₁₀	Maintenance	100	0.00	-0.04	-0.24	-0.27	-0.28	-0.28	-0.29	-0.29	-0.30	-0.34
Terre Haute, IN	Ozone	Maintenance	100	0.00	-1.79	-14.85	-16.40	-16.89	-17.29	-17.58	-17.73	-18.35	-20.24

Nonattainment Area	Pollutant	Status ^{c/}	General Conformity Threshold ^{d/}	Emissions Changes for Cumulative Impacts (tons/year)									
				Alt. 1	Alt. 2	Alt. 3	Alt. 4	Alt. 6A	Alt. 5	Alt. 6 ^{b/}	Alt. 7	Alt. 6B	Alt. 8
				No Action	Engine Only	Class 8 Tractors	Engines & Classes 7-8 Tractors	15% below Preferred Alternative Stringency	Engines, Classes 7-8 Tractors, & Classes 2b-3	Engines, Tractors, & Classes 2b-8	Engines, Tractors, & Trailers	20% above Preferred Alternative Stringency	Accelerated Hybrid Adoption
Tioga County, PA	Ozone	Maintenance	100	0.00	-1.48	-7.08	-8.30	-8.72	-9.05	-9.26	-9.37	-9.86	-11.55
Toledo, OH	Ozone	Maintenance	100	0.00	-8.02	-72.37	-79.39	-81.59	-83.35	-84.67	-85.39	-88.20	-96.47
Toms River, NJ	CO	Maintenance	100	0.00	-0.47	-3.55	-3.96	-4.09	-4.20	-4.27	-4.31	-4.47	-4.98
Tooele County, UT	SO _x	Nonattainment	100	0.00	-4.24	-12.15	-15.51	-16.76	-17.70	-18.24	-18.53	-19.90	-24.96
Trenton, NJ	CO	Maintenance	100	0.00	-0.81	-8.86	-9.58	-9.80	-9.98	-10.12	-10.20	-10.49	-11.28
Trona, CA	PM ₁₀	Moderate	100	0.00	-4.56	-2.96	-6.45	-7.82	-8.84	-9.36	-9.63	-11.06	-16.78
Tucson, AZ	CO	Maintenance	100	0.00	-3.30	-70.96	-74.39	-75.17	-75.87	-76.66	-77.11	-78.45	-80.76
Utah County, UT	PM ₁₀	Moderate	100	0.00	-3.49	-29.42	-32.45	-33.42	-34.18	-34.75	-35.05	-36.27	-39.93
Vancouver, WA	CO	Maintenance	100	0.00	-2.57	-33.49	-35.88	-36.56	-37.12	-37.60	-37.87	-38.82	-41.20
Ventura County, CA	Ozone	Serious	50	0.00	-15.21	-52.31	-64.49	-68.94	-72.32	-74.31	-75.37	-80.32	-98.25
Vermillion County, IN	PM ₁₀	Maintenance	100	0.00	-1.07	-1.77	-2.61	-2.93	-3.17	-3.30	-3.36	-3.71	-5.02
Vigo County, IN	SO _x	Maintenance	100	0.00	-1.79	-14.85	-16.40	-16.89	-17.29	-17.58	-17.73	-18.35	-20.24
Wallula, WA	PM ₁₀	Maintenance	100	0.00	-0.26	-0.16	-0.36	-0.44	-0.50	-0.53	-0.54	-0.63	-0.96
Waltham, MA	CO	Maintenance	100	0.00	-1.31	-4.93	-5.99	-6.37	-6.66	-6.84	-6.93	-7.36	-8.89
Warren County, NJ	SO _x	Maintenance	100	0.00	-1.18	-5.01	-5.97	-6.31	-6.57	-6.73	-6.82	-7.21	-8.57
Warren County, PA	SO _x	Nonattainment	100	0.00	-0.09	-1.41	-1.50	-1.52	-1.54	-1.56	-1.57	-1.60	-1.68
Washington County (Hagerstown), MD	Ozone	Former Subpart 1	50	0.00	-2.85	-15.37	-17.73	-18.55	-19.18	-19.59	-19.81	-20.76	-23.98
Washington, DC-MD-VA	CO	Maintenance	100	0.00	-11.51	-579.03	-595.39	-597.04	-599.33	-604.06	-606.82	-613.00	-612.24
Washington, DC-MD-VA	Ozone	Moderate	50	0.00	-16.92	-582.32	-602.81	-606.08	-609.58	-614.93	-618.01	-625.88	-631.91
Washington, DC-MD-VA	PM _{2.5}	Nonattainment	100	0.00	-16.92	-582.32	-602.81	-606.08	-609.58	-614.93	-618.01	-625.88	-631.91
Washoe County, NV	PM ₁₀	Serious	70	0.00	-0.79	-13.25	-14.02	-14.22	-14.39	-14.55	-14.65	-14.95	-15.60
Waterford Township (Washington County), OH	SO _x	Maintenance	100	0.00	-0.62	-1.09	-1.57	-1.76	-1.90	-1.97	-2.01	-2.21	-2.97
Wayne County, IN	SO _x	Maintenance	100	0.00	-1.28	-9.92	-11.02	-11.38	-11.66	-11.86	-11.97	-12.41	-13.78
Wayne County, MI	PM ₁₀	Maintenance	100	0.00	-4.62	-18.64	-22.37	-23.72	-24.74	-25.36	-25.69	-27.21	-32.58
Weirton, WV	PM ₁₀	Maintenance	100	0.00	-1.00	-1.92	-2.71	-3.00	-3.23	-3.35	-3.41	-3.73	-4.96
Weirton, WV	SO _x	Maintenance	100	0.00	-1.33	-2.12	-3.15	-3.55	-3.84	-4.00	-4.08	-4.50	-6.13
Wheeling, WV-OH	Ozone	Maintenance	100	0.00	-3.39	-44.42	-47.57	-48.45	-49.19	-49.83	-50.19	-51.44	-54.57
Wheeling, WV-OH	PM _{2.5}	Nonattainment	100	0.00	-3.39	-44.42	-47.57	-48.45	-49.19	-49.83	-50.19	-51.44	-54.57
Winston-Salem, NC	CO	Maintenance	100	0.00	-3.10	-41.18	-44.06	-44.87	-45.55	-46.14	-46.46	-47.61	-50.45
Worcester, MA	CO	Maintenance	100	0.00	-1.00	-21.83	-22.88	-23.11	-23.33	-23.57	-23.70	-24.11	-24.81
Yakima County, WA	PM ₁₀	Maintenance	100	0.00	-0.88	-9.00	-9.79	-10.03	-10.22	-10.38	-10.46	-10.77	-11.66
Yakima, WA	CO	Maintenance	100	0.00	-0.82	-4.51	-5.19	-5.42	-5.60	-5.72	-5.78	-6.06	-6.98
York, PA	Ozone	Maintenance	100	0.00	-5.37	-81.68	-86.82	-88.19	-89.36	-90.44	-91.04	-93.08	-97.73
York, PA	PM _{2.5}	Nonattainment	100	0.00	-4.57	-81.20	-85.73	-86.86	-87.84	-88.83	-89.39	-91.17	-94.83
Youngstown-Warren-Sharon, OH-PA	Ozone	Maintenance	100	0.00	-5.66	-86.48	-91.90	-93.34	-94.56	-95.70	-96.34	-98.49	-103.38
Yuma, AZ	PM ₁₀	Moderate	100	0.00	-1.05	-20.29	-21.34	-21.60	-21.82	-22.06	-22.19	-22.61	-23.40

^{a/} Negative emissions changes indicate reductions; positive emissions changes are increases. Values of less than 0.005 tons/year are rounded to zero.

^{b/} Preferred Alternative

^{c/} Pollutants for which the area is designated nonattainment or maintenance as of 2010. Source: 40 CFR 81.

^{d/} Emissions thresholds in tons/year of: CO in CO maintenance and nonattainment areas; VOC or NO_x in ozone maintenance and nonattainment areas; primary PM_{2.5} in PM_{2.5} maintenance and nonattainment areas; primary PM₁₀ in PM₁₀ maintenance and nonattainment areas; and SO₂ in SO₂ maintenance and nonattainment areas. Source: 40 CFR § 93.153. These thresholds are provided for information only; a general conformity determination is not required for the proposed actions. (See section 3.3.1.)

Source: EPA (U.S. Environmental Protection Agency). 2010. The Green Book Nonattainment Areas. Washington, District of Columbia. Last Revised: June 16, 2010. U.S. Environmental Protection Agency. Available: <http://www.epa.gov/oaqps001/greenbk/>. Accessed: August 6, 2010.