



# NHTSA

NATIONAL HIGHWAY TRAFFIC SAFETY ADMINISTRATION

## GRANTS MANAGEMENT SOLUTIONS SUITE

**How-To Webinar – Part II**

6.26.2018

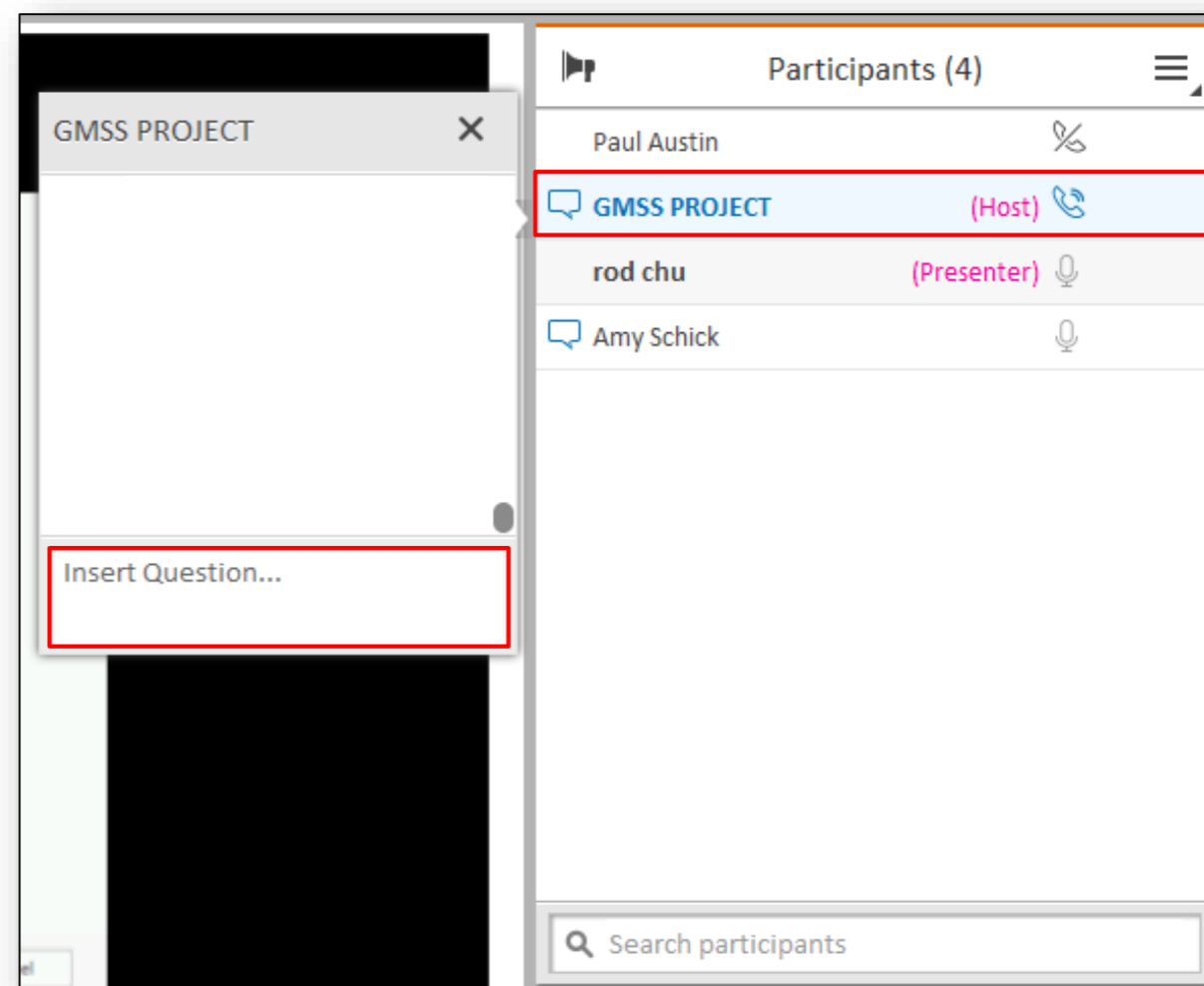
# REGIONAL SUPER-USERS

- Region 1 Charlene Oakley
- Region 2 Allison Beas
- Region 3 Bill Naff
- Region 4 Alex Cabral
- Region 5 Jeffrey Welter
- Region 6 Sam Sinclair
- Region 7 Robert Eichkorn
- Region 8 Debra McIntosh
- Region 9 Brian Huynh
- Region 10 Max Sevareid

# WELCOME TO THE WEBINAR

---

- Connect to the phone bridge and webinar
- Use the chat window for questions
- Send questions to Kristine Shewmake
- Questions will be reviewed at the end of the webinar



**We will be recording the webinar for later viewing.**

# AGENDA

6. 8. 2018

1

**Getting Help and  
Technical Issues**

2

**23 CFR 1300 and the  
GMSS**

3

**Specific Issues**

4

**Q&A**

# GETTING HELP AND TECHNICAL ISSUES

---

*How to get help and navigate  
the system*



# GETTING HELP

- NHTSA\_GMSS\_SUPPORT@DOT.GOV

**Welcome to GMSS**

**Application**

Submissions

- Applications
- Guidance Documents
- State Eligibility
- Application Review

**Communication**

My Work

- Clarifying Questions
- Activities
- Access Request
- Support

**Profile**

Manage Profiles

- My Profile
- State Profile


**State Data**

Manage State Data

- Planned Activities
- Funding Information
- Agencies
- Motorcycle Grant Data

- Regional Office for Highway Safety Planning and Final Rule questions

# GUIDANCE DOCUMENTS

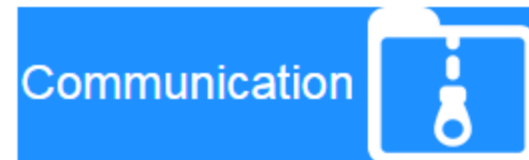


## Welcome to GMSS




### Submissions

- Applications
- Guidance Documents
- State Eligibility
- Application Review



### My Work

- Clarifying Questions
- Activities
- Access Request
- Support



### Manage Profiles

- My Profile
- State Profile



### Manage State Data

- Planned Activities
- Funding Information
- Agencies
- Motorcycle Grant Data

# GUIDANCE DOCUMENTS

- Certifications and Assurances
- Import Guides and Templates
- Quick Guides
- Application Videos and Tutorials ★
- Print Feature
- GMSS Updates
- Access Request

Name ↑	Created On
<a href="#">FAQ's - How Do I</a>	8/4/2016 1:07 PM
<a href="#">GMSS Access Requests Matrix</a>	9/7/2016 11:27 AM
<a href="#">GMSS Application Reviews</a>	6/26/2017 2:16 PM
➔ <a href="#">GMSS Certifications and Assurances for Highway Safety G...</a>	3/27/2018 3:23 PM
<a href="#">GMSS Clarifying Questions</a>	7/11/2017 1:11 PM
<a href="#">GMSS FY 2019 Grant Program Eligibility Data</a>	3/27/2018 3:24 PM
<a href="#">GMSS General Information</a>	8/4/2016 11:20 AM
➔ <a href="#">GMSS Import Guides and Templates</a>	4/30/2018 2:39 PM
➔ <a href="#">GMSS Online Application Quick Guide Documents</a>	4/20/2018 11:03 AM
➔ <a href="#">GMSS Online Application Training Videos and Tutorials</a>	3/20/2018 6:58 AM
➔ <a href="#">GMSS Print Feature Training Material</a>	5/22/2018 10:53 AM
<a href="#">GMSS Refresher Training Documentation</a>	5/24/2017 12:55 PM
➔ <a href="#">GMSS Updates</a>	5/30/2018 11:44 AM
<a href="#">Grant Applications Assign and Review Steps</a>	8/4/2016 1:24 PM
➔ <a href="#">How To Create - Approve - Deny Access Request in GMSS</a>	9/8/2016 3:00 PM



Quickly

# ACCESSING PLANNED ACTIVITIES

NHTSA NATIONAL HIGHWAY TRAFFIC SAFETY ADMINISTRATION Grantee Profiles GMSS Home Page [Search] [Refresh] [Add] [Filter] [Settings] [Help] [User Profile]

## Welcome to GMSS

Application

- Submissions
  - Applications
  - Guidance Documents
  - State Eligibility
  - Application Review

Communication

- My Work
  - Clarifying Questions
  - Activities
  - Access Request
  - Support

Profile

- Manage Profiles
  - My Profile
  - State Profile

State Data

- Manage State Data
  - Planned Activities
  - Funding Information
  - Agencies
  - Motorcycle Grant Data



Quickly

# ACCESSING PLANNED ACTIVITIES

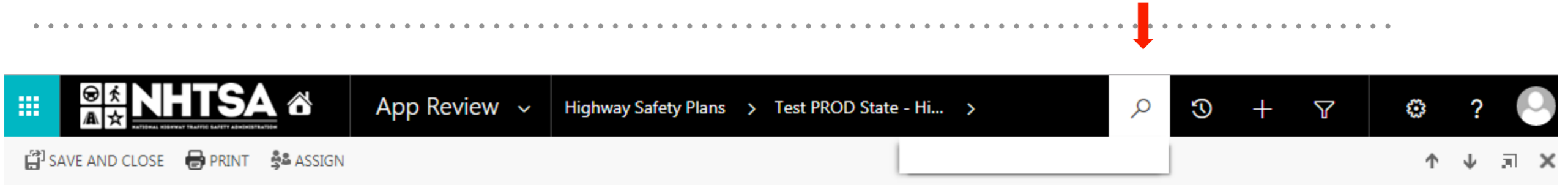
- Locate the activity by selecting the category
- Activities can be grouped alphabetically by unique identifier
- Activities can also be edited in bulk

→ Active 405(b) Planned Activities ▾ ←

Group By: (no grouping) ▾ ←

✓	Planned activity uni... ▾	Planned Activity Name ↑ ▾
	154AL-2019-AL-00-G0	154 Impaired Driving Enforcement
	CR-2019-05-02-00	402 Car Seat Distribution
	PT-2019-02-00-G0	402 HMV Enforcement
	M2CSS-2019-05-01-00	405 Car Seat Distribution
	M5HVE-2019-03-00-G0	405d Impaired Driving Enforcement
	154AL-2019-AL-71-00	Alcohol LE Liaison
	154AL-2019-AL-F0-00	Alcohol Safety & Awareness Progra...
	154AL-2019-AL-B4-00	Alliance Sports Marketing
	OP-2019-03-03-01	Arkansas Broadcaster's Association
	154AL-2019-AL-25-00	Attorney and Legal Assistant
	154AL-2019-AL-86-00	BA Instrument & SFST Program
	M5TR-2019-03-02-00	BAC/DRE/ARIDE Training
	PT-2019-PT-20-21	Bay St. Louis Police Department
	PM-2019-02-06-00	Bike/Pedestrian and Distracted Driv...
	PT-2019-PT-20-41	Biloxi Police Department
	PT-2019-PT-20-51	Brandon Police Department
	PM-2019-02-04-00	Buckle Up Phone Down Paid Media
	OP-2019-OP-25-41	Canton Police Department
	OP-2019-OP-10-80	Carroll County Sheriff's Department
	OP-2018-OP-25-51	Carthage Police Department
	OP-2019-OP-25-71	Charleston Police Department
	M2CPS-2019-05-02-00	Child Passenger Safety

# SEARCHING



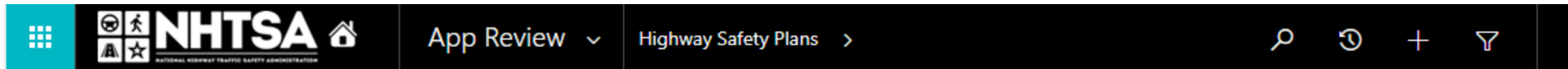
The screenshot shows the top navigation bar of the NHTSA application. From left to right, it includes the NHTSA logo, a home icon, a dropdown menu for 'App Review', and a breadcrumb trail: 'Highway Safety Plans > Test PROD State - Hi... >'. A search icon is highlighted with a red arrow pointing down. To the right of the search icon are icons for refresh, add, filter, settings, help, and a user profile. Below the navigation bar is a secondary bar with 'SAVE AND CLOSE', 'PRINT', and 'ASSIGN' buttons, and a search input field.

HIGHWAY SAFETY PLAN : STATE HIGHWAY SAFETY PLAN (NHTSA)

## Test PROD State - Highway Safety ...

Application Status Reason  
Submit as Draft

### Summary information



This is a partial screenshot of the NHTSA application header, showing the logo, 'App Review' dropdown, 'Highway Safety Plans' breadcrumb, and search icon highlighted with a red arrow. It also shows the refresh, add, and filter icons.

Search

FILTER WITH

- None
- None
- Contact
- User
- Request
- Highway Safety Plan
- Organization
- High Visibility Enforcement
- Evidence Based TSEP
- Major Equipment
- Planned Activity



# SEARCHING

NHTSA NATIONAL HIGHWAY TRAFFIC SAFETY ADMINISTRATION App Review Highway Safety Plans Search Refresh Add Filter Settings Help Profile

## Search

AL-19-01

FILTER WITH None

## Planned Activities

Impaired Driving Media  
AL-19-01  
2019

NHTSA NATIONAL HIGHWAY TRAFFIC SAFETY ADMINISTRATION App Review Highway Safety Plans Search Refresh Add Filter Settings Help Profile

## Search

LEL

FILTER WITH None

## Planned Activities

LEL  
Law Enforcement Liais...  
2019

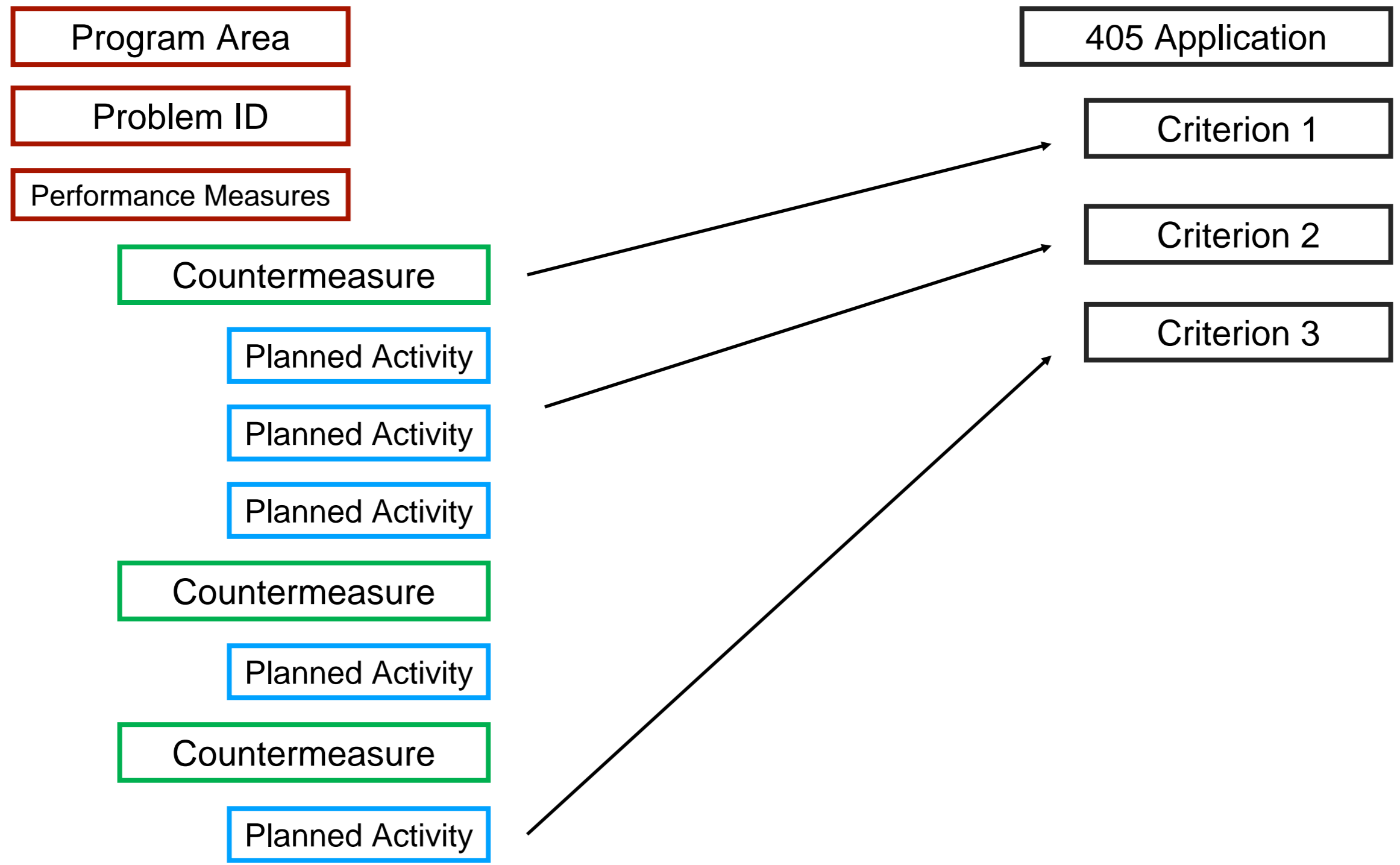
# 23 CFR 1300 and GMSS

---

*How GMSS was built around the  
Final Rule*

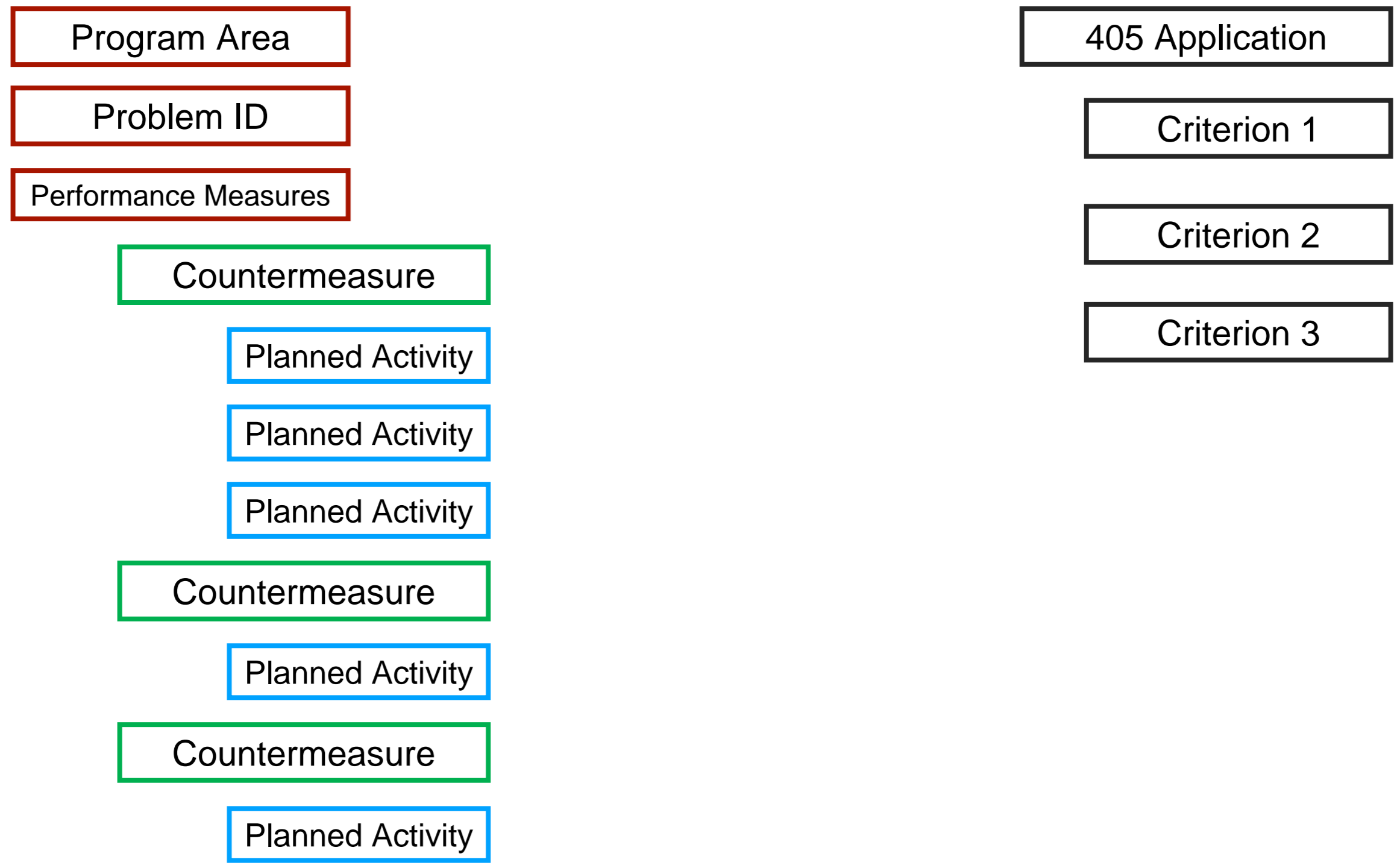


# GMSS PROCESS FLOW



# GMSS PROCESS FLOW

---



# *WHAT DO I PUT IN THE BOX?!?!*



*How do I relate my HSP to the  
new format?*



# PLANNING PROCESS

---

*Six Questions that allow you to explain your highway safety planning process.*

- Description of the data sources and processes used to identify your highway safety problems
- Identify the participants in the process
- Description of the analysis of your overall highway safety problems
- Description of the methods used for project selection
- List the information and data sources consulted
- Description of the outcomes from the coordination for the HSP and HSIP

# PLANNING PROCESS

---

*Description of the data sources and processes used to identify your highway safety problems.*

- What is your process?

*Identify the participants in the process.*

- Who was involved in that process?

*Description of the analysis of your overall highway safety problems.*

- What was the result of your process?
- What problem areas were identified?

# PLANNING PROCESS

---

## *Description of the methods used for project selection.*

- What is your process for selecting projects?
- Ranking based on problem area?
- Does the area served have to be in the top 30% of overall problems?

## *List the information and data sources consulted.*

- What data did you use? (local crash data, citation data, past performance of sub-recipient, etc.)
- What other resources did you use?

# PLANNING PROCESS

---

*Description of the outcomes from the coordination for the HSP and HSIP.*

- Matching performance measures for C1-C3
- Fatalities
- Fatality Rate
- Serious Injuries

# COUNTERMEASURE STRATEGIES

---

*Three questions to describe the countermeasure strategy that will help the State complete its program and achieve specific performance targets*

- Assessment of the overall traffic safety impacts of the countermeasure strategy and planned activities
- Description of the linkage between program area problem ID, performance targets, identified countermeasure strategy and allocation of funds to planned activities
- Rationale for selecting the countermeasure strategy and funding allocation for each planned activity

# COUNTERMEASURE STRATEGIES

---

*Assessment of the overall traffic safety impacts of the countermeasure strategy and planned activities*

- Describe the countermeasure strategy
- How did you take a basic, tried and true countermeasure and make it specific to your State to make it more effective?
- How will this countermeasure compliment the others you've chosen for this program area?

# COUNTERMEASURE STRATEGIES

---

*Description of the linkage between program area problem ID, performance targets, identified countermeasure strategy and allocation of funds to planned activities*

- How does this countermeasure strategy fit in your overall problem ID for this program area?
- Does my allocation of funding match the weight of the problem?
- If it is a localized problem, will my planned activities have an effect on the right audience?

# COUNTERMEASURE STRATEGIES

---

*Rationale for selecting the countermeasure strategy and funding allocation for each planned activity*

- Was this strategy recommended in an assessment?
- Is it part of a National Mobilization?
- Developed as part of an emerging issue?
- Why did I choose this strategy?



# PLANNED ACTIVITIES

---

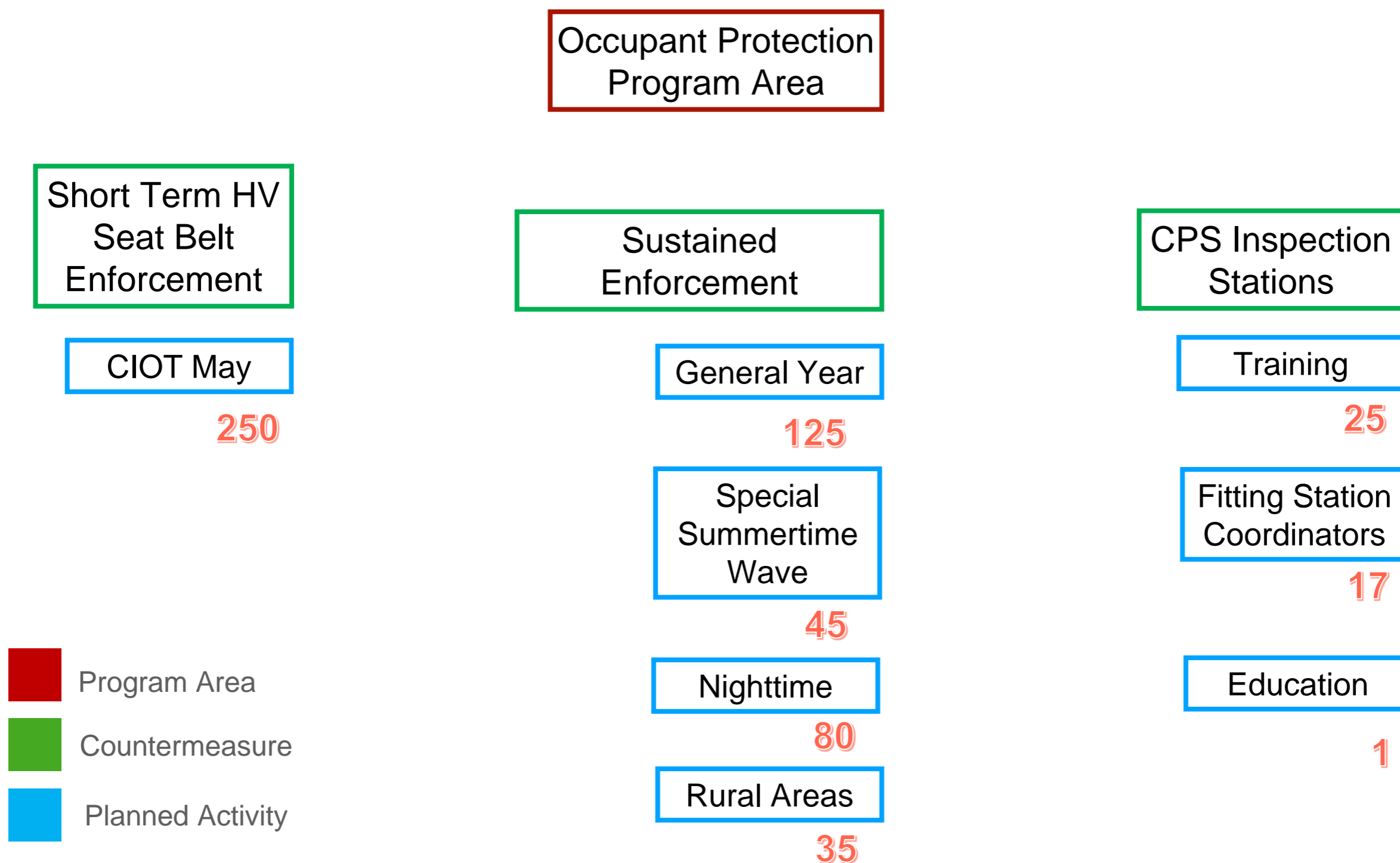
- Designed as a way to describe what activities will be funded for the purpose of HSP approval
- Grouping of project agreements with the same description/activity
- A planned activity may be the same as a project agreement if there is only one project of that type
  
- Question #1 – provide a description of the planned activity – this is what the activity is and need to be detailed enough so that the reader knows exactly what will happen
- This description should be very similar to what will be in the actual project agreement(s) but at a higher level

# PLANNED ACTIVITIES

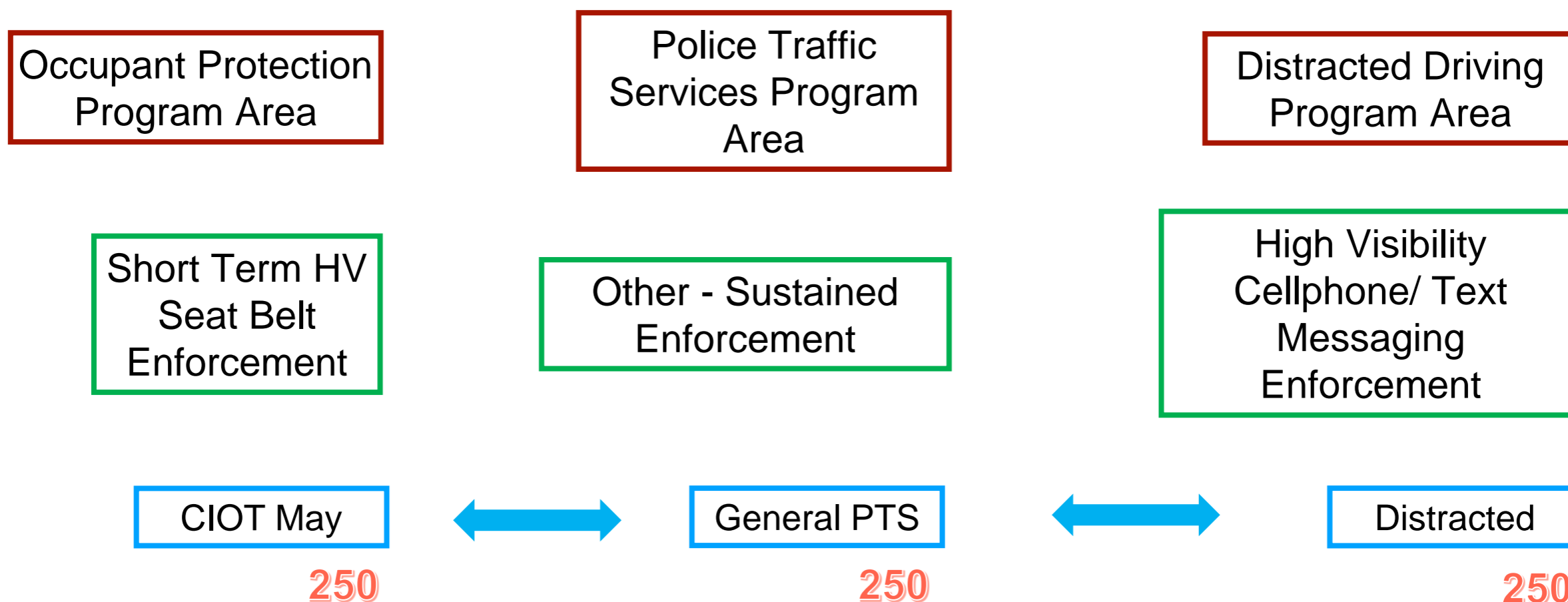
---

- Question #2 - who are the Sub-recipients – this may include the actual sub-recipients but only needs to include a general description of the sub-recipients such as – local law enforcement, regional program coordinators spread out throughout the state, etc.
- Examples of Planned Activities that encompass a larger effort
- CIOT, DUI Courts, LELs, Regional CTSPs, CPS fitting stations, HVE, rural night-time seat belt enforcement, etc.

# PLANNED ACTIVITIES – Basic Structure



# PLANNED ACTIVITIES – Everything is HVE



- Only use countermeasure strategies from the program area where it was created
  - Project agreements will only be created once.

# PLANNED ACTIVITIES – Media

Alcohol Impaired  
Driving Program  
Area

Occupant Protection  
Program Area

Distracted Driving  
Program Area

Communication  
Campaign

Communication  
Campaign

Communication  
Campaign

Drive Sober  
Or Get Pulled  
Over

CIOT

One Text or  
Call Could  
Wreck It All

4<sup>th</sup> of July DS

CPS

U Drive. U  
Text. U Pay.

NASCAR

Nighttime

Phone In One  
Hand – Ticket  
In The Other

1

Rural Areas

# PLANNED ACTIVITIES – Media

## Communications Program Area

Communication Campaign –  
Other – Alcohol Impaired Driving

Drive Sober  
Or Get Pulled  
Over

4<sup>th</sup> of July DS

NASCAR

Communication Campaign – Other –  
Occupant Protection

CIOT

CPS

Nighttime

Rural Areas

Communication Campaign –  
Other -  
Distracted Driving

One Text or  
Call Could  
Wreck It All

U Drive. U  
Text. U Pay.

Phone In One  
Hand – Ticket  
In The Other

1

# FUNDING

## ◀ Funding sources



Click **Add New** to enter federal funding source, eligible use of funds, and estimates of funding amounts, amount for match and local benefit.


Add New

Source Fiscal Year ↑	Funding Source ↑	Eligible Use of Funds	Estimated Funding Amount	Match Amount	Local Benefit
2018	FAST Act 405h Nonmotorized Safety	405h Public Education	\$1,000,000.00	\$200,000.00	

To save your changes, click the Save button.

- Source year
- Estimates can be made now by using the balances in GTS
- Your Regional Office can provide the report if needed

# SPECIFIC ISSUES



*Compilation of Questions  
... and Answers*







# BULK IMPORT

---

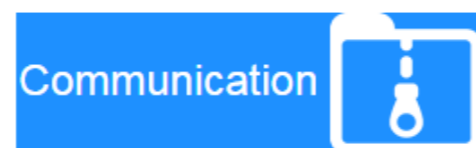
- Short video and Quick Guides
- Planned activities must be associated with their countermeasure strategy after importing
- Imported data can be edited




## Welcome to GMSS



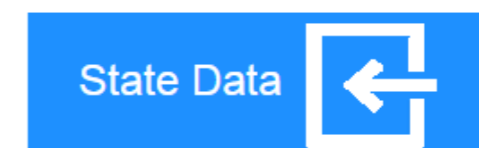
- Submissions
- Applications
- Guidance Documents
- State Eligibility
- Application Review



- My Work
- Clarifying Questions
- Activities
- Access Request
- Support



- Manage Profiles
- My Profile
- State Profile



- Manage State Data
- Planned Activities
- Funding Information
- Agencies
- Motorcycle Grant Data

# APPENDIX B

---

- All aspects of Appendix B have been incorporated into GMSS

# PERFORMANCE REPORT

- The Performance Report does not specifically ask for FARS data
- Any data that is specific to that measure can be used to evaluate the progress so far this year

The screenshot shows a web-based form for a performance report. The form title is "C-1) Number of traffic fatalities (FARS)". The form includes a "Performance measure" dropdown menu, a "Progress" dropdown menu, and a text area for entering a report. The form is annotated with numbered callouts:

- 1**: Callout pointing to the "Progress" dropdown menu, which has options: "Met", "In Progress", and "Not Met".
- 2**: Callout pointing to the text area, with the instruction: "Enter a program-area-level report on the State's progress towards meeting State performance targets from the previous fiscal year's HSP."
- 3**: Callout pointing to the "SAVE" button in the top toolbar.
- 4**: Callout pointing to the record navigation arrows (up and down arrows) in the top right corner.
- 5**: Callout pointing to a link labeled "Click link to return to HSP home page" and "VIRGINIA - Highway Safety Plan - FY 2019".

The bottom of the form shows a metadata bar with the following information:

- Modified By: SYSTEM
- Modified On: 2/26/2018 11:40 AM
- Created By: SYSTEM
- Created On: 2/26/2018 11:40 AM
- Status: Active

# PERFORMANCE PLAN

---

- Performance targets for C1-C3 based on FR for format.
- Target format currently rounds up to the tenths place.
- Plans have been made to have two decimal places with no rounding.

Fatality – x.x  
Serious Injury – x.x  
Fatality Rate – x.xx

# DELETING RECORDS

---

SAVE SAVE & CLOSE DEACTIVATE

COUNTERMEASURE STRATEGY

Child Restraint System Inspection St... ☰

- ▶ Countermeasure strategy information
- ▶ Countermeasure strategy description
- ▶ Evidence of effectiveness
- ▶ Planned activities

- Users can “deactivate” records
- Deactivated records will be deleted by the HelpDesk on a scheduled timeframe

# LINKING TO THE 405 APPLICATIONS

## Countermeasure Strategy ×

Clear program area

Program area

**Occupant Protection (Child Passenger Safety)**

Clear countermeasure strategy

Select existing countermeasure strategy

**Child Restraint System Inspection Station**

**To relate this countermeasure strategy to incentive grant criteria and national high visibility enforcement (HVE) mobilizations, set the applicable option(s) below to yes:**

National HVE mobilizations

**No**

Child restraint inspection stations

**Yes**

Child passenger safety technicians

**No**

Motorcyclist awareness program

**No**

Impaired driving program (motorcyclist safety)

**No**

Racial profiling data collection assurance

**No**

**Innovative countermeasure strategies are countermeasure strategies which have not yet been proven effective in the highway safety arena but show potential based on limited practical application. Justification of innovative countermeasure strategies can be based on past successes when applied to other behavioral safety problems.**

Is this countermeasure strategy innovative?

**No**

Save

Cancel

- Linking is a core function in GMSS that promotes the “one application” concept.

# ASSOCIATING - Countermeasures

## Countermeasure strategies



Select existing countermeasure strategies below and/or click Add New to enter and select countermeasure strategies to submit for program area.

Add New

### Countermeasure Strategies in HSP

✓	Countermeasure Strategy Name ↑	⌵	⌵	↻
	AL-Increase the use of warrants for mandatory blood draws.			
	AL-Increase training for anti-DWI advocates.			
1	✓ Child Restraint System Inspection Station			
	DE-Conduct and assist local, state and national traffic safety c...			
	DE-Conduct public information and education campaigns rela...			
	DE-Develop and implement public information and education...			
	DE-Implement and evaluate countermeasures to reduce the in...			
	DE-Improve the recording of distracted driving as a contributi...			
	DE-Provide assistance to update the drivers' education curricu...			
	DRE Training			
	EM-Increase EMS involvement in local community safety efforts.			
	EM-To increase the availability of EMS training in rural and fro...			

### Related Record

Add Existing

Add >>>

Remove Existing

<<< Remove

### Countermeasure Strategies in Program Area

✓	Fiscal Year ⌵	Countermeasure Strategy Name ↑	⌵
3	2019	Child Restraint System Inspection Station	
	2019	OP-Increase occupant protection education, training, an...	
	2019	OP-Maintain CPS seat distribution programs for low inc...	

- Countermeasure strategy to the Program Area

# ASSOCIATING - Countermeasures

## Countermeasure strategies



Select existing countermeasure strategies below and/or click Add New to enter and select countermeasure strategies to submit for program area.

Add New

### Countermeasure Strategies in HSP

✓	Countermeasure Strategy Name ↑	⌵	⌵
	AL-Increase the use of warrants for mandatory blood draws.		
	AL-Increase training for anti-DWI advocates.		
	Child Restraint System Inspection Station		
	DE-Conduct and assist local, state and national traffic safety c...		
	DE-Conduct public information and education campaigns rela...		
	DE-Develop and implement public information and education...		
	DE-Implement and evaluate countermeasures to reduce the in...		
	DE-Improve the recording of distracted driving as a contributi...		
	DE-Provide assistance to update the drivers' education curricu...		
	DRE Training		
	EM-Increase EMS involvement in local community safety efforts.		
	EM-To increase the availability of EMS training in rural and fro...		

### Related Record

Add Existing

Add >>>

Remove Existing

<<< Remove

### Countermeasure Strategies in Program Area

✓	Fiscal Year	Countermeasure Strategy Name ↑	⌵
✓	2019	* Child Restraint System Inspection Station	
	2019	OP-Increase occupant protection education, training, an...	
	2019	OP-Maintain CPS seat distribution programs for low inc...	

- Countermeasure strategy to the Program Area



# ASSOCIATING – Planned Activities

## Planned activities



Select existing planned activities below and/or click Add New to enter and select planned activities that the State will conduct to support the countermeasure strategies within each program area to address its problems and achieve its performance targets.

Add New

### Planned activities in HSP

✓	Planned activity unique identif... ▼	Planned Activity Name ↑
	TR-0019	1906 Racial Profiling
	1234	CIOT Enforcement Blitz
1	9846	* CPS technician and inspection stations
	4537	CPS Training and Distribution
	7554	DUI HVE statewide
	2435	Kids in Cars Program
	2640	Local speed enforcement
	9876	Motorcyclist training/DUI education
	4398	Motorist Awareness of Motorcyclists Media Campa
	6745	Seat Belt Sustained Enforcement - high risk area

### Related Record

Add Existing

Add >>>

Remove Existing

<<< Remove

### Planned activities in countermeasure strategy

✓	Planned activity unique identif... ▼	Planned Activity Name
3	9846	CPS technician and inspection stations

- Planned Activities to the original Countermeasure strategy

# ASSOCIATING - Planned Activities

## Countermeasure strategies



Select existing countermeasure strategies below and/or click Add New to enter and select countermeasure strategies that the planned activity will support.

Add New

### All countermeasure strategies

✓	Fiscal Year	Countermeasure Strategy Name	⬆	⌂	↻
	2019	AL-Educate the public and stakeholders on the use of in...			
	2019	AL-Improve adjudication and processing of DWI cases t...			
	2019	AL-Improve and increase training for law enforcement o...			
	2019	AL-Improve anti-DWI public information and education ...			
	2019	AL-Improve BAC testing and reporting to the State's cra...			
	2019	AL-Improve DWI processing procedures.			
	2019	AL-Improve education programs on alcohol and driving...			
	2019	AL-Increase and sustain high visibility enforcement of D...			
	2019	AL-Increase enforcement of driving under the influence ...			
	2019	AL-Increase intervention efforts.			
	2019	AL-Increase public education and information, concentr...			
	2019	AL-Increase the number of law enforcement task forces ...			
	2019	AL-Increase the use of warrants for mandatory blood dr...			

### Related Record

Add Existing

Add >>>

Remove Existing

<<< Remove

### Countermeasure strategies in planned activities

✓	Fiscal Year	Countermeasure Strategy Name	⬆	⌂	↻
	2019	Child Restraint System Inspection Station			

- Planned Activities to other Countermeasure strategies from within the Planned Activity form

# Planning and Administration

---

## *No countermeasure strategies?*

- Planning and Administration is not treated the same as other Program Areas
- There are no countermeasure strategies, only planned activities

# 405F – Motorcyclist Safety

## *Motorcycle Safety Rider Training Course*

- Only number of registered motorcycles is required
- Other fields are there for your convenience if also qualifying under those criteria as well



## 405(f) Motorcyclist Safety Grant

### Motorcycle Counties or Political Subdivisions Data

County or Political Subdivision \*



--

Number of registered motorcycles \*

--

# of MCC involving another motor vehicle

--

# of MCC involving an impaired operator

--

Note: The only required data field is the "Number of registered motorcycles".

Save

Cancel

# 405H – Non-Motorized Safety

## Where's the application?

SAVE
 SAVE AND CLOSE
 SAVE AND NEW
 VALIDATE APPLICATION
 SUBMIT AS DRAFT
 ASSIGN
 ↑ ↓

HIGHWAY SAFETY PLAN : STATE HIGHWAY SAFETY PLAN ▾

TEXAS - Highway Safety Plan - FY 2019 ☰

Application Status Reason  
New/In Progress

Application Status  
New/In Progress

You are eligible for the Section 405(h) Nonmotorized Safety Grant. If this is to be included in your HSP submission, please select the 405(h) at this time.

### Summary information



#### APPLICATION INFORMATION

Highway Safety Plan Name\*  
 TEXAS - Highway Safety Plan - FY 2019  
 Application Version  
 2.2

#### INCENTIVE GRANTS - The State is eligible to apply for the following grants. Check the grant(s) for which the State is applying.

S. 405(b) Occupant Protection	<input type="checkbox"/>	S. 405(e) Distracted Driving	<input type="checkbox"/>
S. 405(c) State Traffic Safety Information System	<input type="checkbox"/>	S. 405(f) Motorcyclist Safety Grants	<input type="checkbox"/>
S. 405(d) Impaired Driving Countermeasures	<input type="checkbox"/>	S. 405(g) State Graduated Driver Licensing Incer	<input type="checkbox"/>
S. 405(d) Alcohol-Ignition Interlock Law	<input type="checkbox"/>	S. 405(h) Nonmotorized Safety	<input type="checkbox"/>
S. 405(d) 24-7 Sobriety Programs	<input type="checkbox"/>	S. 1906 Racial Profiling Data Collection	<input type="checkbox"/>

- States that qualify for 405H will only need to check the box
- Validate button

# Q&A



# THANKS!

